

1975

UA19/17/1/1 Baseball Media Guide

WKU Athletic Media Relations

Follow this and additional works at: http://digitalcommons.wku.edu/dlsc_ua_records

Recommended Citation

WKU Athletic Media Relations, "UA19/17/1/1 Baseball Media Guide" (1975). *WKU Archives Records*. Paper 1381.
http://digitalcommons.wku.edu/dlsc_ua_records/1381

This Other is brought to you for free and open access by TopSCHOLAR®. It has been accepted for inclusion in WKU Archives Records by an authorized administrator of TopSCHOLAR®. For more information, please contact topscholar@wku.edu.

1974 FALL SCHEDULE

Date	Opponent (Games)	Site
Sept. 17	Kentucky Wesleyan (2)	Home
Sept. 18	Campbellsville (2)	Home
Sept. 24	Kentucky Wesleyan (2)	Owensboro, Ky.
Sept. 25	Indiana State-Evansville (2)	Home
Sept. 26	Eastern Kentucky	Home
Oct. 2	Indiana State-Evansville (2)	Evansville, Ind.
Oct. 5	*Middle Tennessee State (2)	Home
Oct. 8	Campbellsville (2)	Campbellsville, Ky.
Oct. 11	*Murray State University (2)	Home
Oct. 19	*Austin Peay State University (2)	Clarksville, Tenn.

*Ohio Valley Conference Western Division game
Home doubleheaders start at 1 p.m., CDT.

1974 SPRING RESULTS

	WKU	OPP
March 23	1	Vanderbilt University 7
23	9	Vanderbilt University 3
26	4	David Lipscomb College 3
26	4	David Lipscomb College 6
27	4	University of Louisville 3
27	9	University of Louisville 8
31	14	University of Louisville 7
31	6	University of Louisville 1
April 1	1	Bellarmino College 0
1	5	Bellarmino College 4
3	1	David Lipscomb College 9
3	8	David Lipscomb College 3
5	7	Union University (Tenn.) 6
6	3	Murray State University 9
6	5	Murray State University 3
10	4	Centre College 7
10	10	Centre College 2
13	8	Austin Peay State University 15
13	6	Austin Peay State University 3
17	13	Kentucky Wesleyan 7
17	4	Kentucky Wesleyan 6
20	8	Middle Tennessee State University 7
20	2	Middle Tennessee State University 8
22	11	Kentucky Wesleyan 5
22	13	Kentucky Wesleyan 6
23	7	Bellarmino College 8
23	7	Bellarmino College 6
24	4	Southern Illinois University 8
24	1	Southern Illinois University 8

1974 Spring Record: 18-11, 3-3 OVC


UNIVERSITY INFORMATION

Location: Bowling Green, Kentucky
 Conference: Ohio Valley, NCAA
 Nickname: Hilltoppers Colors: Red and White
 President: Dr. Dero G. Downing Enrollment: 11,736 (1973-74)
 Chairman, University Athletic Committee: Dr. John Minton
 Athletic Director: John Oldham
 Baseball Coach: Jim Pickens
 Assistant Baseball Coach: Buck Sydnor
 Athletic Office Phone: (502) 745-3542 or 745-3348
 Home Field: Nick Denes Field
—FOR INFORMATION ON ALL SPORTS—
 Assistant Public Relations Director: Ed Given
 Phone: 745-4295



WESTERN KENTUCKY UNIVERSITY 1974-75

HILLTOPPER BASEBALL



JIM PICKENS

Head Coach



Jim Pickens enjoyed one of the best seasons in his nine years of coaching the Hilltoppers this past spring. His squad finished the season with a 18-11 record and placed third in its division. The Hilltoppers were in contention for the Western Division spring title until the closing game of the season.

Entering his tenth year at the helm of the Hilltoppers, Pickens has a lifetime record of 148 wins, 136 losses for a winning percentage of .521.

After suffering through three rather lean seasons in rebuilding Western's baseball fortunes, Pickens' last six Hilltopper clubs have been among the most respected in the OVC. His 1969 team won the Western Division championship.

Pickens' baseball background is a solid one. He was a star pitcher, as well as an outstanding football quarterback and defensive back, for Western in his collegiate playing days. Later, the Princeton, Ky., native pitched professionally in the Detroit Tigers' organization.


Pickens came to Western in the fall of 1965 after a sparkling coaching career in the high school ranks, where he fashioned championship teams in both baseball and football. In six seasons at Bowling Green High School, his baseball teams won 118 games while losing 20, a percentage of .855. He climaxed his coaching stint there by guiding the Purples to the State Championship in 1965.

Before coaching at Bowling Green, Pickens held similar positions at Danville and Elizabethtown High Schools. Over a 15-year span, his high school teams won 221 victories against just 59 losses, a .789 percentage.

In addition to his coaching duties, Pickens is Director of University Centers, a position he has held since 1970. He received the B.S. and M.A. degrees from Western in 1951 and 1962, respectively. He and his wife, Anna Jo, a former Hilltopper cheerleader, have one son, Jimmy, 15.

BUCK SYDNOR

Assistant Coach



Buck Sydnor's experience and knowledge of the game have been definite factors in Western Kentucky University's baseball success the past few seasons.

He became Jim Pickens' assistant coach in the spring of 1972 after spending six seasons as a basketball assistant under John Oldham.

Sydnor, a native of Olmstead, Ky., was a star on Western's first two National Invitation Tournament basketball teams in 1942 and 1943.

Before returning to Western as a coach, Sydnor was a veteran of 15 years of high school basketball coaching at Daviess County, Hopkinsville, and Bowling Green High Schools. He coached 13 years at Daviess County, taking the Panthers to the State Tournament in 1952, 1957 and 1958. In his one year at Bowling Green, Sydnor brought the Purples home a winner with an 18-9 won-lost record after they had won only eight games the previous season.

Under Oldham at Western, Sydnor was in charge of the freshmen teams. His basketball freshmen, over six seasons (1956-71), won 62 and lost 50 while playing some of the toughest schedules ever faced by the Western frosh.

Sydnor received his B.S. and M.A. degrees from Western in 1948 and 1949, respectively. He and his wife, Deane, have four children.

1974 FALL AND 1975 SPRING OUTLOOK

Just as he has been in nine previous seasons, Western Head Coach Jim Pickens is optimistic about the outlook for his Hilltoppers during 1974-75. Pickens enjoyed one of his best seasons last spring when his squad finished the season with an 18-11 record.

But gone from the squad are five pitchers. Three of the five, Mike Grubb, Marty Matusiak and Greg Stahl, were starters. Pickens added, "We also lost two fine relief men in the Parrent twins, Rick and Rob." Matusiak was the workhorse of the pitching staff with a total of 38 2/3 innings. He had a 5-3 record and a team-leading 44 strikeouts.



"We feel our defense is sound enough in the infield if we can come up with a strong third baseman," said Pickens. Coming back are Neil Mills, the ALL-OVC second baseman, and Dee Deener. Pickens said Deener had a fine season last year as a freshman shortstop. Mills was the second leading hitter on the squad last season with a .365 batting average. Deener batted .320 with 22 runs batted in. Bill Moore will return to help at first base and see some action on the mound.

The outfield is led by centerfielder Steve Keck. He was the leading hitter on the squad, banging out 34 hits in 92 at-bats for a .370 average. Pickens feels that he has a number of fine outfielders to flank Keck. Returning are Mike Hurst, Terry Mitchell, Gary Larimore, Mike Parker and Bob Bristow.

The catching should be improved, with Dave Carter, Jimmy Feix, Wally Moss and Hurst all returning. Carter was the squad's third leading hitter with an average of .354. He led the squad in RBIs with 24 and doubles with eight. But the talented athlete is also the Hilltoppers' starting center in football and will miss the fall diamond action.

"The big question mark for our club will be in the pitching department," said Pickens. "In Steve Carter, Jeff Ralph, Rey Ford and Moore, we have adequate strength, but we still could use some immediate help from our incoming freshmen."

FINAL 1973-74 OVC STANDINGS

1973 Fall Standings			1974 Spring Standings				
Western Division			Eastern Division				
W	L	Pct.	W	L	Pct.		
Murray State	4	2	.667	Morehead State	5	1	.833
Middle Tenn.	3	3	.500	Eastern Kentucky	4	2	.667
Western Kentucky	3	3	.500	East Tennessee	2	4	.333
Austin Peay	2	4	.333	Tennessee Tech	1	5	.167

1974 Spring Standings			1975 Spring Standings				
Western Division			Eastern Division				
W	L	Pct.	W	L	Pct.		
Middle Tenn.	4	2	.667	Tennessee Tech	5	1	.833
Murray State	4	2	.667	East Tennessee	2	2	.500
Western Kentucky	3	3	.500	Eastern Kentucky	2	4	.333
Austin Peay	1	5	.167	Morehead State	1	3	.250

Western Division: Middle Tennessee defeated Murray State 7-3 to win spring title. Murray State defeated Middle Tenn. 7-2 for the division title.

Eastern Division: Morehead State defeated Tennessee Tech 6-3 in playoff for division title.

OVC Championship: Murray State won conference championship by defeating Morehead State 6-2 and 3-2.

OVC Champion-Murray State

Coach of the Year-Johnny Reagan (Murray)

SOME HILLTOPPER STANDOUTS




Senior Mike Hurst Outfield
Mike Hurst, a transfer from Martin Junior College, will see action as both catcher and outfielder. Hurst has a fine arm for both positions. He has all the equipment to be a good hitter and should be up among the leaders. Hurst had a .288 batting average last year with 14 runs batted in.




Senior Steve Keck Centerfield
Leading hitter on the squad last season with a .370 average. He had 34 hits in 92 times at bat and knocked in six runs from the leadoff position. A fine centerfielder who is blessed with good range and a very strong arm. He should be one of the very best performers in the Ohio Valley Conference this season.



Senior Neil Mills Second Base
Neil Mills, called "our Jack of all trades" by his coach, can play any position and plays them all well. He moved from first base to second last year and made the All-OVC team at his new position. Mills is one of the best overall hitters in the conference. He was the second leading hitter last season with a .365 average.



Senior Jeff Ralph Pitcher
"For us to finish high in the conference, Jeff Ralph must have a good year," said Jim Pickens. He has all the pitches and can keep everything down. Last year, Ralph carried a big bat during his limited plate appearances with 5 hits in 13 times at bat for a .385 average.



Senior Greg Shelton Pitcher
Pickens calls Greg Shelton a "very small kid with a big heart." He is a control-type pitcher who can come in at anytime and get the ball over the plate. One of his biggest assets is his great pride in himself and his work. He saw only 14 innings of action last year, with a 1-1 record and nine strikeouts.

1974 FALL AND 1975 SPRING

BASEBALL ROSTER

Players, Pos.	Ht.	Wt.	B-T	Class	Hometown
Jeff Baker, inf	5-10	160	R-R	Jr.	Owensboro, Ky.
Bob Bristow, of	6-1	180	R-R	So.	Shepherdsville, Ky.
George Brooks, p	6-1	195	R-R	So.	Owensboro, Ky.
Joey Bunch, inf	6-0	175	R-R	So.	Bowling Green, Ky.
Dave Carter, c	6-3	230	L-R	So.	Vincennes, Ind.
Steve Carter, p	6-3	180	R-R	Jr.	Bowling Green, Ky.
Harold Craft, inf	5-11	160	R-R	Jr.	Huntsville, Ala.
Dee Deener, inf	5-11	170	R-R	So.	Campbellsville, Ky.
Jimmy Feix, c	5-10	165	R-R	Jr.	Bowling Green, Ky.
Rey Ford, p	5-11	170	R-R	So.	Owensboro, Ky.
Bernie Hastings, p	5-10	155	R-R	Jr.	Louisville, Ky.
Mike Hurst, c	6-0	175	L-R	Sr.	Williamstown, Ky.
Rick Johnson, p	5-10	165	L-L	So.	Symsonia, Ky.
Steve Keck, of	5-9	175	L-L	Sr.	Bowling Green, Ky.
Bill Keissling, of	6-0	180	R-R	So.	Edison, N.J.
Kent Kirby, inf	5-10	170	R-R	Fr.	Bowling Green, Ky.
Kim Kirby, p	5-11	165	R-R	Fr.	Bowling Green, Ky.
Gary Larimore, of	6-1	185	R-R	So.	Horse Cave, Ky.
John Leonard, p	6-3	180	R-R	Jr.	Bowling Green, Ky.
Neil Mills, inf	6-0	170	R-R	Sr.	Greensburg, Ky.
Terry Mitchell, of	5-11	170	R-R	Sr.	Campbellsville, Ky.
Bill Moore, p	5-11	175	L-L	Jr.	Bowling Green, Ky.
Wally Moss, c	5-11	170	R-R	So.	Elizabethtown, Ky.
Paul Orberon, p	5-10	155	L-L	Fr.	Danville, Ky.
Mike Parker, of	5-10	175	L-L	So.	Owensboro, Ky.
Jeff Ralph, p	6-0	170	R-R	Sr.	Owensboro, Ky.
Steve Robertson, of	5-10	160	L-L	Fr.	Bowling Green, Ky.
Bill Sheckles, p	5-11	170	R-R	Jr.	Bardstown, Ky.
Greg Shelton, p	5-10	155	L-L	Sr.	Lewisburg, Ky.
Terry Tedder, inf	5-10	175	L-L	Fr.	Columbia, Ky.
Joe Vallines, inf	5-10	170	L-R	Fr.	Princeton, Ky.
Lloyd Williford, p	5-10	165	R-R	Fr.	Bowling Green, Ky.

CAPSULE FACTS ABOUT 1974-75 HILLTOPPERS

LETTERMEN LOST: 6-First baseman Mike Grubb (.343), rightfielder Steve Tate (.200) and pitchers Marty Matusiak (5-3, 4.88 ERA), Rick Parrent (2-0, 1.68 ERA), Rob Parrent (0-1, 6.37 ERA) and Greg Stahl (0-2, 7.50 ERA).

PITCHERS RETURNING: 6- Steve Carter (4-1, 3.24 ERA), Rey Ford (1-0, 7.30 ERA), Jeff Ralph (0-1, 3.21 ERA), Greg Shelton (1-1, 4.50 ERA), Bill Sheckles (1-0, 4.09 ERA) and John Leonard.

STARTERS RETURNING: 7-Catcher Dave Carter (.354), shortstop Dee Deener (.320), centerfielder Steve Keck (.370), second baseman Neil Mills (.365) and outfielders Mike Hurst (.288), Gary Larimore (.265) and Terry Mitchell (.286).

OTHER LETTERMEN RETURNING: 7-Outfielders Bob Bristow (.200), Bill Moore (.320) and Mike Parker (.000), infielder Joey Bunch (.316) and catchers Jimmy Feix (.200), Wally Moss (.182) and Dirk Knight (.000).

HILLTOPPER MAJOR LEAGUERS

J.D. "Big Jim" Weaver ('27)
Pitcher

Washington Senators	Chicago Cubs
New York Yankees	Pittsburgh Pirates
St. Louis Browns	Cincinnati Reds
Hugh Poland ('34) Catcher	
Boston Braves	New York Giants
Cincinnati Reds	Philadelphia Phillies
Don Durham ('70) Pitcher	
St. Louis Cardinals	Texas Rangers

1974 SPRING STATISTICS

BATTING

PLAYER	G	AB	H	R	RBI	1B	2B	3B	HR	TB	BB	SO	AVG.
Steve Keck	25	92	34	20	6	28	5	1	0	41	10	7	.370
Neil Mills	29	96	35	25	19	26	3	2	4	54	16	7	.365
David Carter	29	82	29	20	24	17	8	0	4	49	17	7	.354
Mike Grubb	24	67	23	19	21	11	7	0	5	45	20	17	.343
Dee Deener	29	100	32	22	22	23	4	1	4	50	10	16	.320
Bill Moore	14	25	8	7	7	5	2	0	1	13	3	6	.320
Mike Hurst	22	52	15	10	14	11	3	1	0	20	12	17	.288
Terry Mitchell	18	35	10	4	4	8	2	0	0	12	7	10	.286
Gary Larimore	25	68	18	11	11	13	2	1	2	28	7	14	.265
Steve Tate	23	60	12	13	3	6	6	0	0	18	17	7	.200
Greg Shelton	15	27	5	5	1	4	1	0	0	6	4	3	.185
Jeff Ralph	10	13	5	7	6	4	0	0	1	8	4	2	.385
Joey Bunch	14	19	6	4	1	6	0	0	0	6	6	4	.316
Marty Matusiak	14	11	3	3	2	1	1	0	1	7	1	7	.273
Bill Kiessling	3	4	1	2	1	1	0	0	0	1	2	1	.250
Bob Bristow	13	10	2	4	2	1	0	0	1	5	6	2	.200
Jimmy Feix	5	5	1	1	1	1	0	0	0	1	2	3	.200
Wally Moss	6	11	2	2	3	0	1	0	1	6	1	4	.182
Phil Allen	13	16	2	2	1	2	0	0	0	2	4	7	.125
Steve Carter	8	12	0	0	0	0	0	0	0	0	1	8	.000
Mike Parker	7	8	0	0	1	0	0	0	0	0	1	2	.000
Dirk Knight	3	1	0	0	0	0	0	0	0	0	0	0	.000
TEAM TOTALS	29	814	243	181	150	168	45	6	24	372	151	151	.299

THE RECORDS

OVC BASEBALL CHAMPIONS

1949 Tennessee Tech	1961 Murray State
1950 Eastern Kentucky	1962 Eastern Kentucky
1951 Eastern Kentucky	1963 Morehead State, Murray State
1952 Western Kentucky	1964 Murray State
1953 Western Kentucky	1965 Murray State
1954 Eastern Kentucky	1966 Eastern Kentucky
1955 Tennessee Tech	1967 Eastern Kentucky
1956 Tennessee Tech	1968 Middle Tennessee
1957 Morehead State	1969 Morehead State
1958 Murray State	1970 Murray State
1959 Murray State, Eastern Kentucky, Middle Tennessee	1971 Austin Peay
1960 Eastern Kentucky	1973 Morehead State
	1974 Murray State

RECORD AGAINST 1974 FALL OPPONENTS

Team	W	L	First Game
Kentucky Wesleyan	24	18	1928
Campbellsville College	19	4	1960
Indiana State (Evansville)	Never have met		
Eastern Kentucky University	35	34	1910
Middle Tennessee State University	57	45	1911
Murray State University	44	45	1932
Austin Peay State University	41	26	1933

HILLTOPPER BATTING CHAMPIONS, PAST FIVE YEARS

Year	Name, Pos.	AB	H	R	Av.
1970	Don Durham, P-1B	79	33	17	.418
1971	Jim Zwiesler, OF	130	42	24	.323
1972 Spring	Steve Long, RF	76	31	21	.408
1972 Fall	Steve Long, RF	45	20	10	.444
1973 Spring	Jack Glasser, C	72	27	6	.375
1973 Fall	Neal Mills, 2B	54	22	12	.407
1974 Spring	Steve Keck, CF	92	34	20	.370

TOP PITCHING PERFORMANCES (Beginning 1970 Season)

No-Hit Games
Don Durham vs. Bellarmin, 3-21-70

One-Hit Games
Phil VanMeter vs. Akron, 3-27-71
Bill Sheckles vs. Tenn. Tech, 4-1-73
Rob Parrent vs. Campbellsville, 4-24-73
Marty Matusiak vs. Bellarmine, 4-1-74

Single-Game Strikeouts.
14 Don Durham vs. Bellarmine, 3-21-70
14 Lewis Key vs. Austin Peay, 4-14-73
13 Greg Stahl vs. Centre, 4-19-72

PITCHING

Pitcher	G	GS	GC	IP	H	R	ER	ERA	BB	SO	HP	Record
Rick Parrent	4	1	0	10 2/3	9	4	2	1.68	6	3	0	2-0
Jeff Ralph	5	2	1	14	16	9	5	3.21	11	10	2	0-1
Steve Carter	7	3	2	33 1/3	43	23	12	3.24	17	20	3	4-1
Bill Moore	6	1	1	23 1/3	19	12	9	3.48	13	14	0	2-0
Mike Grubb	4	4	2	20 2/3	22	18	9	3.95	18	23	0	2-2
Greg Shelton	3	2	0	14	11	9	7	4.50	12	9	0	1-1
Bill Sheckles	3	2	0	11	12	9	5	4.09	2	9	0	1-0
Marty Matusiak	9	6	2	38 2/3	35	32	21	4.88	27	44	0	5-3
Rob Parrent	4	1	1	11 1/3	18	14	8	6.37	4	2	0	0-1
Greg Stahl	5	4	1	12	20	20	10	7.50	8	13	1	0-2
Rey Ford	4	3	0	12 1/3	18	18	10	7.30	3	3	1	1-0