

Spring 2013

# International Student and Scholar Services Report

Tarek Elshayeb, Director  
Western Kentucky University, tarek.elshayeb@wku.edu

Follow this and additional works at: [http://digitalcommons.wku.edu/inatl\\_prog\\_fac\\_pub](http://digitalcommons.wku.edu/inatl_prog_fac_pub)

 Part of the [Bilingual, Multilingual, and Multicultural Education Commons](#), and the [International and Comparative Education Commons](#)

---

## Recommended Repository Citation

Elshayeb, Director, Tarek, "International Student and Scholar Services Report" (2013). *Office of International Programs Faculty/Staff Publications*. Paper 3.  
[http://digitalcommons.wku.edu/inatl\\_prog\\_fac\\_pub/3](http://digitalcommons.wku.edu/inatl_prog_fac_pub/3)

This Report is brought to you for free and open access by TopSCHOLAR®. It has been accepted for inclusion in Office of International Programs Faculty/Staff Publications by an authorized administrator of TopSCHOLAR®. For more information, please contact topscholar@wku.edu.

**WKU** International Student  
& Scholar Services



**International Student and Scholar Services Report**

**Spring 2013**

## A word from the Director

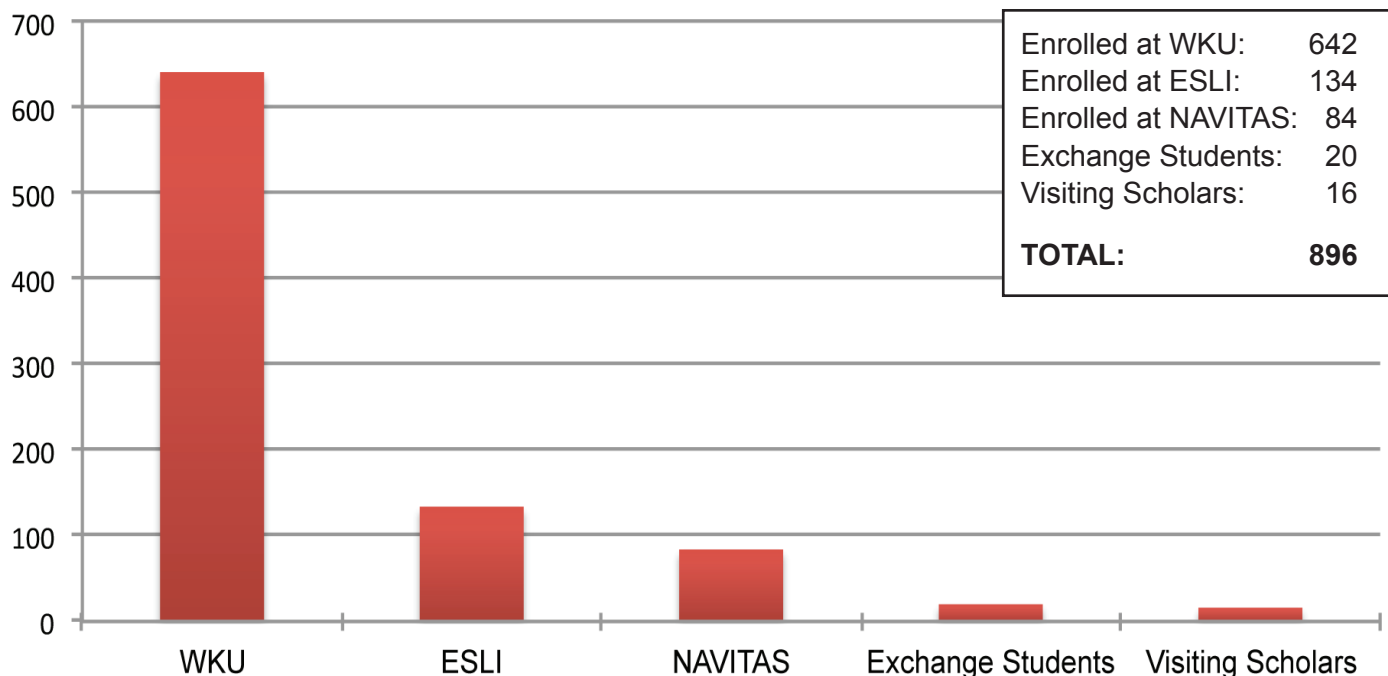
WKU hosts a vibrant community of 900 international students and scholars from approximately 70 countries and continues to grow. WKU professors and professional staff provide support to help international students REACH their full potential and gain a positive educational experience.

ISSS provides specialized support services to WKU's international students, scholars and their dependents. This includes immigration advising and guidance, orientation, programs and events, cultural adjustment, resources and much more.

This report highlights the international students and scholar population during the spring 2013 semester. For more information about WKU international population, please visit ISSS website at [www.wku.edu/iss](http://www.wku.edu/iss).

Tarek Elshayeb, Director  
International Student & Scholar Services  
(ISSS)

### International Student and Scholar Status



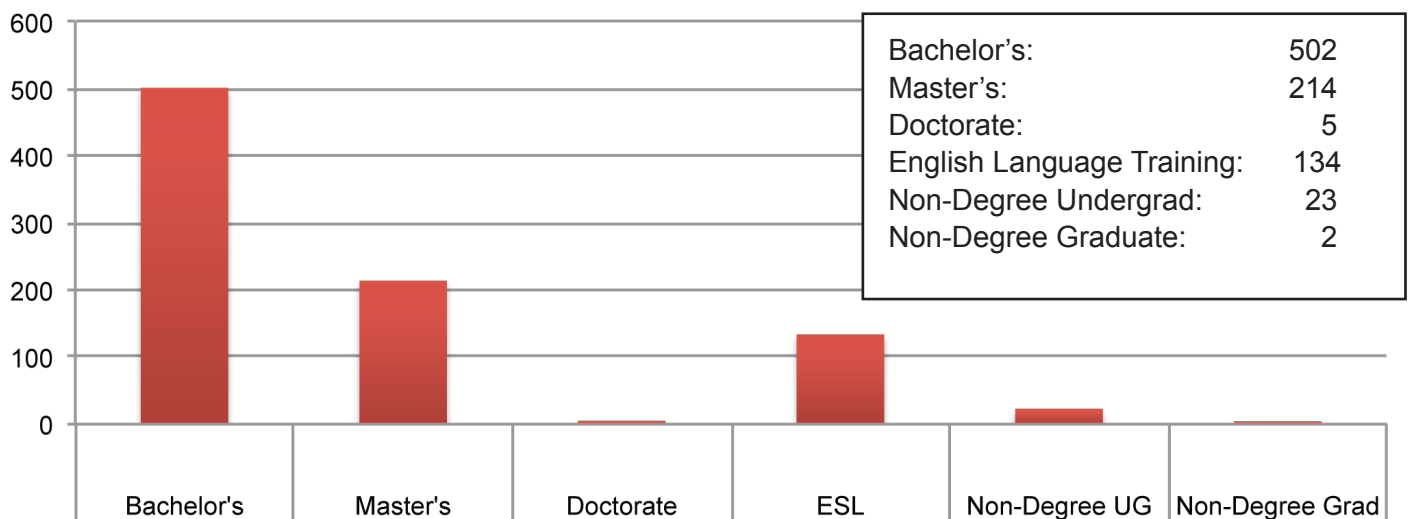
### Gender (Students & Scholars):

Female: 274  
Male: 622

### Visa Type (Students & Scholars)

F-1: 817  
J-1: 38  
Other: 41

### Student Class Standing



## Top 5 Majors

#### Undergraduate:

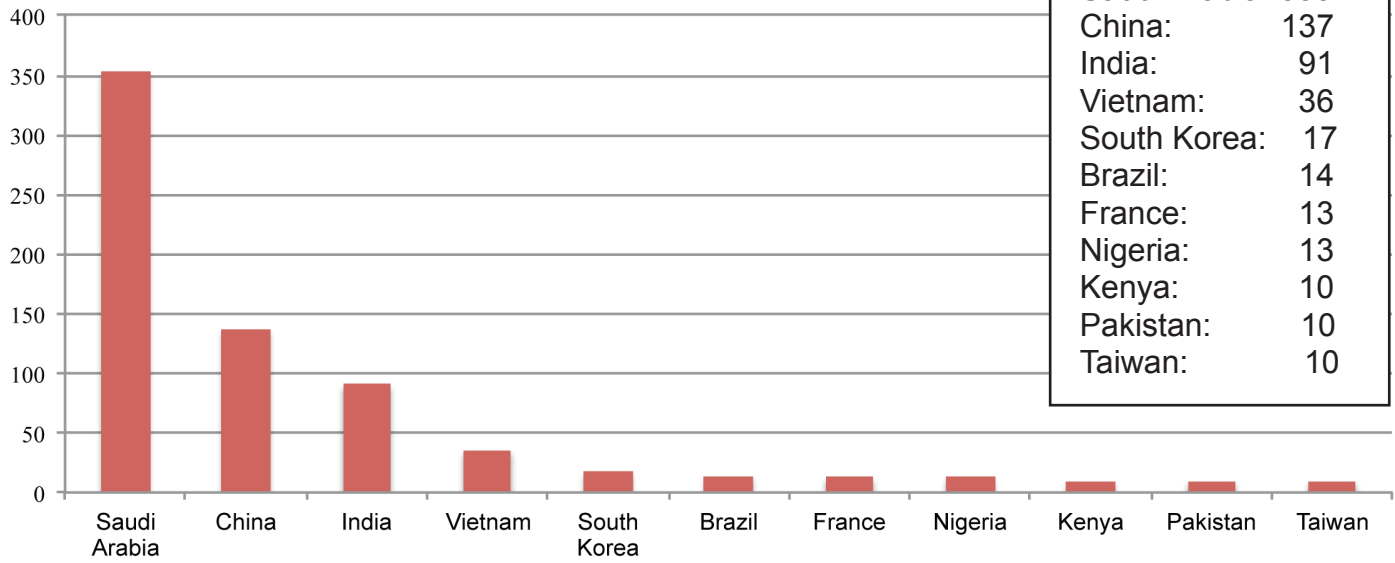
Management: 48  
Mechanical Engineering: 41  
Electrical Engineering: 32  
International Business: 32  
Computer Science: 26

#### Graduate:

Computer Science: 33  
Public Health: 31  
Chemistry: 26  
Health Administration: 23  
Engineering Technology: 15

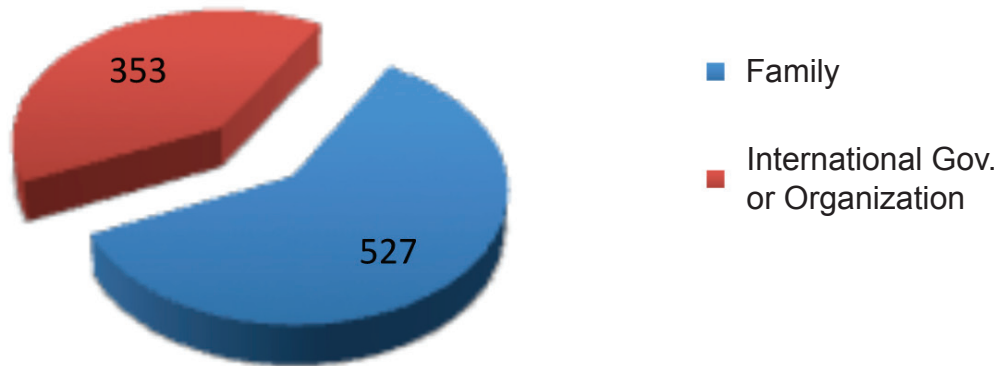


### Top 11 Countries of Citizenship



According to federal regulations, international students are not eligible to receive federal or state financial aid. Therefore, international students depend on family, foreign governments or organizations to fund their education in the States.

### Student Financial Sponsors



During the 2011-2012 academic year, United States hosted more than 700,000 international students, scholars and their dependents. Without a doubt, international students' populations across the country enhanced diversity and enrich academics on our campuses. Additionally, [NAFSA \(National Association of International Educators\)](#) estimates that international students and their dependents contributed approximately \$21.81 billion to the U.S. economy. For more information on the impact of international students to the U.S. economy, please visit the [NAFSA website](#).