

1996

Industrial Resources: Butler County - Morgantown

Kentucky Library Research Collections
Western Kentucky University, spcol@wku.edu

Follow this and additional works at: https://digitalcommons.wku.edu/butler_cty

 Part of the [Business Administration, Management, and Operations Commons](#), [Growth and Development Commons](#), and the [Infrastructure Commons](#)

Recommended Citation

Kentucky Library Research Collections, "Industrial Resources: Butler County - Morgantown" (1996). *Butler County*. Paper 2.
https://digitalcommons.wku.edu/butler_cty/2

This Report is brought to you for free and open access by TopSCHOLAR®. It has been accepted for inclusion in Butler County by an authorized administrator of TopSCHOLAR®. For more information, please contact topscholar@wku.edu.

Kentucky

Resources For Economic Development

Morgantown

Albany
Barbourville
Ballard County
Bardstown • Booneville Berea
Bowling Green • Boyd & Greenup Counties
Bracken County • Brandenburg • Breckinridge
Brownsville • Bullitt County • Burkesville • Cadiz
Campbellsville • Campton • Carlisle • Carlisle County
Canton • Cave City • Clinton • Columbia • Corbin • Cynthiana
Danville • Dawson Springs • Edmonton • Elizabethtown • Estill County
Elliott County • Falmouth & Butler • Flemingsburg • Frankfort • Franklin
Frenchburg • Fulton County • Gallatin County • Georgetown • Grant County • Greensburg
Grayson & Olive Hill • Glasgow • Hancock County • Harlan County • Harrodsburg • Hart County
Hazard • Henderson • Henry County • Hodgenville • Hopkinsville-Christian County • Jackson County
Jackson • Knott County • LaGrange & Buckner • Lancaster • Lawrenceburg • Lebanon • Leitchfield-
Grayson County • Letcher County • Lexington • Liberty-Casey County • Logan County • Louisville
London • Louisa • Lyon County • Madisonville & Earlington • Manchester • Marshall County • Mayfield
Maysville • McCreary County • Marion • McLean County • Middlesboro & Pineville • Monticello • Morehead
Morgantown • Mt. Sterling • Mt. Vernon • Muhlenberg County • Murray • Nicholasville • Northern Kentucky
Ohio County • Owensboro • Owenton • Owingsville • Paducah • Paintsville • Paris • Pike County • Powell
Prestonsburg • Princeton • Radcliff • Richmond • Russell County • Scottsville • Shelbyville • Somerset
Springfield • Stamping Ground • Stanford-Lincoln County • Tompkinsville & Gamaliel • Taylorsville
Todd County • Union County • Vanceburg • Versailles • Webster County • West Liberty • Williamsburg
Winchester, Kentucky

Kentucky

**Resources For
Economic Development**

Morgantown



MORGANTOWN BROCHURE 96



CB080-96

Prepared by
The Kentucky Cabinet for Economic Development
Division of Research
in cooperation with
The City of Morgantown

1996

Division Director - Rene' True; program manager - Keith Roberts; research - Debbie Kimbrough;
clerical - Wanda Sharp; graphics - Robert Owens. Cost of printing paid from state funds.

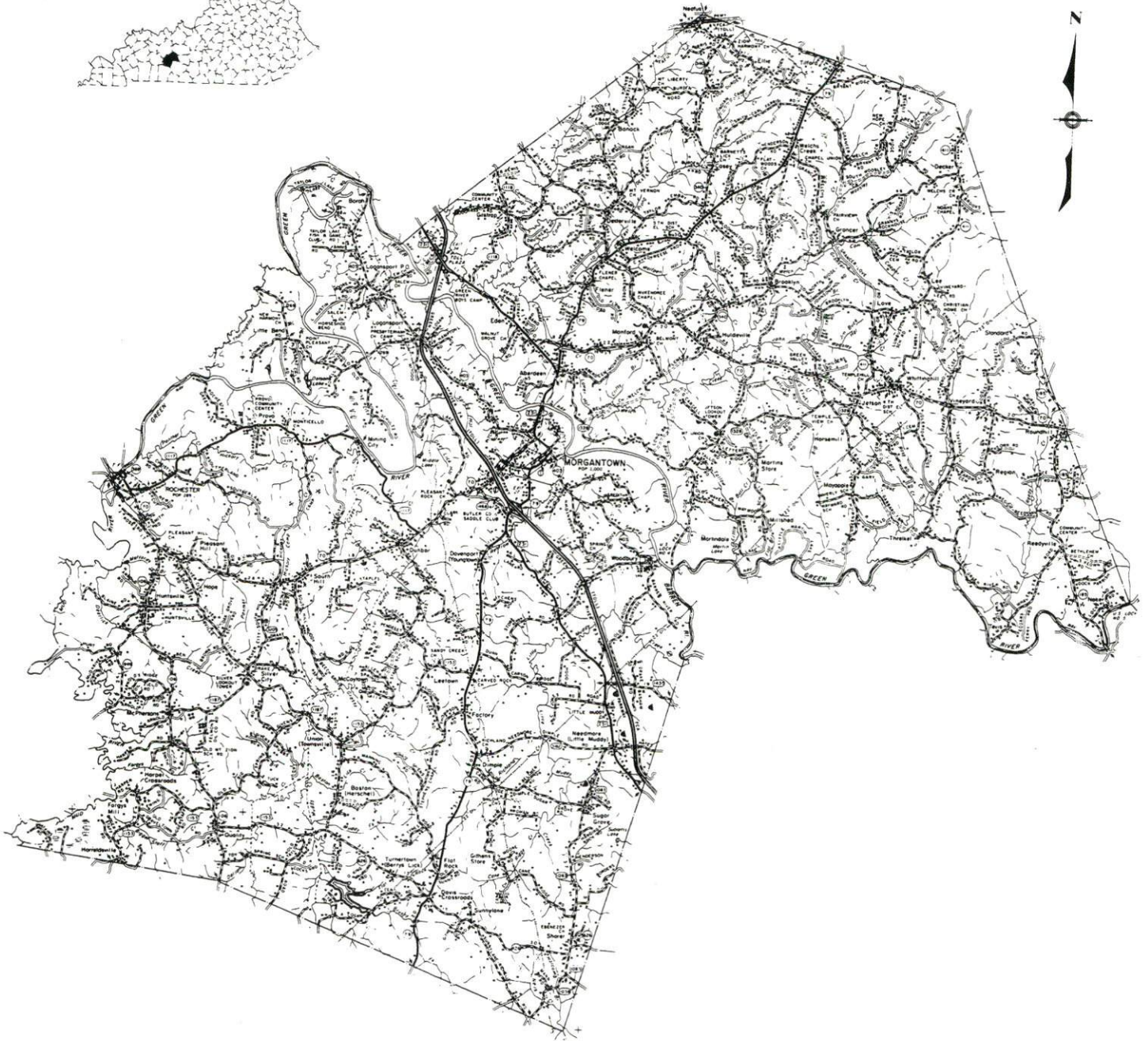
TABLE OF CONTENTS

<u>Chapter</u>	<u>Page</u>
MORGANTOWN, KENTUCKY-A RESOURCE PROFILE.....	1
THE LABOR MARKET STATISTICS.....	2
Labor Market Area Map.....	2
Population.....	3
Population Projections.....	3
Estimated Labor Supply.....	3
Labor Force Characteristics of Residents, 1995.....	4
Selected Components of Nonagricultural Employment, by Place of Work, 1995.....	5
Per Capita Personal Income.....	6
Average Placement Wages.....	7
Average Weekly Wages of Workers Covered by Unemployment Insurance 1994 - Bar Chart.....	8
Average Weekly Wages by Industry, by Place of Work, 1994.....	9
EXISTING INDUSTRY.....	10
Morgantown Manufacturing Firms, Their Products and Employment.....	10
Recent Industrial Developments.....	11
Labor Organizations in Manufacturing Firms.....	11
Selected Industrial Services.....	12
TRANSPORTATION.....	13
Highways.....	13
Truck Service.....	13
Selected Market Location Map.....	14
Rail.....	15
Air.....	15
UTILITIES.....	17
Electricity.....	17
Natural Gas.....	17
Public Water Supply.....	18
Sewerage.....	18
CLIMATE.....	19

<u>Chapter</u>	<u>Page</u>
LOCAL GOVERNMENT.....	20
Structure.....	20
Planning and Zoning.....	20
Local Fees and Licenses.....	20
State and Local Property Taxes.....	21
EDUCATION.....	22
Public Schools.....	22
Area Colleges and Universities.....	22
Vocational Training.....	23
OTHER LOCAL FACILITIES.....	25
Local Medical Personnel.....	25
Hospitals.....	25
Other Medical Facilities and Services.....	25
Banks and Savings & Loan Associations.....	25
Newspapers.....	25
Telephone Service.....	25
RECREATION.....	26

GENERAL HIGHWAY MAP
BUTLER COUNTY
KENTUCKY

PREPARED BY THE
KENTUCKY TRANSPORTATION CABINET
DEPARTMENT OF HIGHWAYS
DIVISION OF PLANNING
IN COOPERATION WITH THE
U. S. DEPARTMENT OF TRANSPORTATION
FEDERAL HIGHWAY ADMINISTRATION



MORGANTOWN, KENTUCKY - A RESOURCE PROFILE

Morgantown, the county seat of Butler County and gold award winning Kentucky Certified City, is located in the Green River Valley of Kentucky's Western Coal Field Region. Morgantown is located 85 miles north of Nashville, Tennessee; 107 miles southwest of Louisville, Kentucky; and 248 miles southeast of St. Louis, Missouri. The city had a 1994 estimated population of 2,699 persons.

Butler County covers a land area of 428 square miles, and had a 1994 estimated population of 11,558.

The Economic Framework - The total number of Butler County residents employed in 1995 averaged 5,189. Manufacturing firms in the county reported 1,731 employees; wholesale and retail trade provided 440 jobs; 328 people were employed in service occupations; state and local government accounted for 622 employees; and contract construction firms provided 146 jobs.

Labor Supply - There is a current estimated labor supply of 14,084 persons available for industrial jobs in the labor market area. In addition, from 1997 through 2001, 14,580 young persons in the area will become 18 years of age and potentially available for industrial jobs.

Transportation - The William H. Natcher Parkway has an interchange two miles south of Morgantown. The city is also served by U.S. Highway 231 and Kentucky Route 79. Sixteen common carrier trucking companies provide service to Morgantown. Morgantown is only 21 miles from rail service provided by the Paducah and Louisville Railway. The nearest commercial airline services are available at Nashville International Airport, 91 miles south of Morgantown; and at Evansville Regional Airport, 92 miles northwest of Morgantown. The Bowling Green-Warren County Regional Airport, 25 miles southeast, is the nearest small craft airport.

Power and Fuel - The Warren Rural Electric Cooperative Corporation provides electric power to Morgantown and most of Butler County, with Pennyryle Rural Electric Cooperative Corporation serving the remainder of the county. The Tennessee Valley Authority is the source of power for both companies. Morgantown Utilities, whose source of supply for natural gas is Midwestern Gas Transmission Company, provides natural gas service to Morgantown.

Education - The Butler County School System provides primary and secondary public education to residents of Morgantown and Butler County. Seventeen institutions of higher learning are located within 85 miles of Morgantown. Vocational training is available at the Bowling Green Regional Technology Center and at the Kentucky Advanced Technology Center, 25 miles southeast of Morgantown, and at area technology centers located at Hartford, Leitchfield, and Russellville--all within 35 miles of Morgantown.

LABOR MARKET STATISTICS

The Morgantown Labor Market Area includes Butler County and the adjoining Kentucky counties of Edmonson, Grayson, Logan, Muhlenburg, Ohio and Warren.

POPULATION

	<u>1994*</u>	<u>1990</u>	<u>1980</u>	<u>1970</u>
Labor Market Area	205,803	197,211	191,849	160,923
Morgantown	2,699	2,284	2,000	1,394
Butler County	11,558	11,245	11,064	9,723

*Population estimates.

Source: U.S. Department of Commerce, Bureau of the Census.

POPULATION PROJECTIONS

	<u>2000</u>	<u>2010</u>	<u>2020</u>
Labor Market Area	218,274	232,749	242,568
Butler County	12,086	12,697	13,051

Note: Population projections are from High Growth Series forecast.

Source: University of Louisville, Urban Studies Center, State Data Center.

ESTIMATED LABOR SUPPLY

	<u>Current</u>			<u>Future</u>
	<u>Total</u>	<u>Unemployed</u>	<u>Not in Labor Force</u>	<u>Becoming 18 years of age 1997 thru 2001</u>
Labor Market Area*	14,084	5,445	8,639	14,580
Butler County	653	339	314	875

* Additional workers may be drawn from other nearby counties.

Note: Unemployed - persons unemployed and actively seeking work; Not in Labor Force - represents the number of persons who would enter the labor force if suitable employment were available (based on the assumption that persons in Kentucky would like to participate in the labor force in the same proportion that they do nationally). Underemployed persons (employed only 14 to 26 weeks during the year) are no longer included in labor surplus estimates.

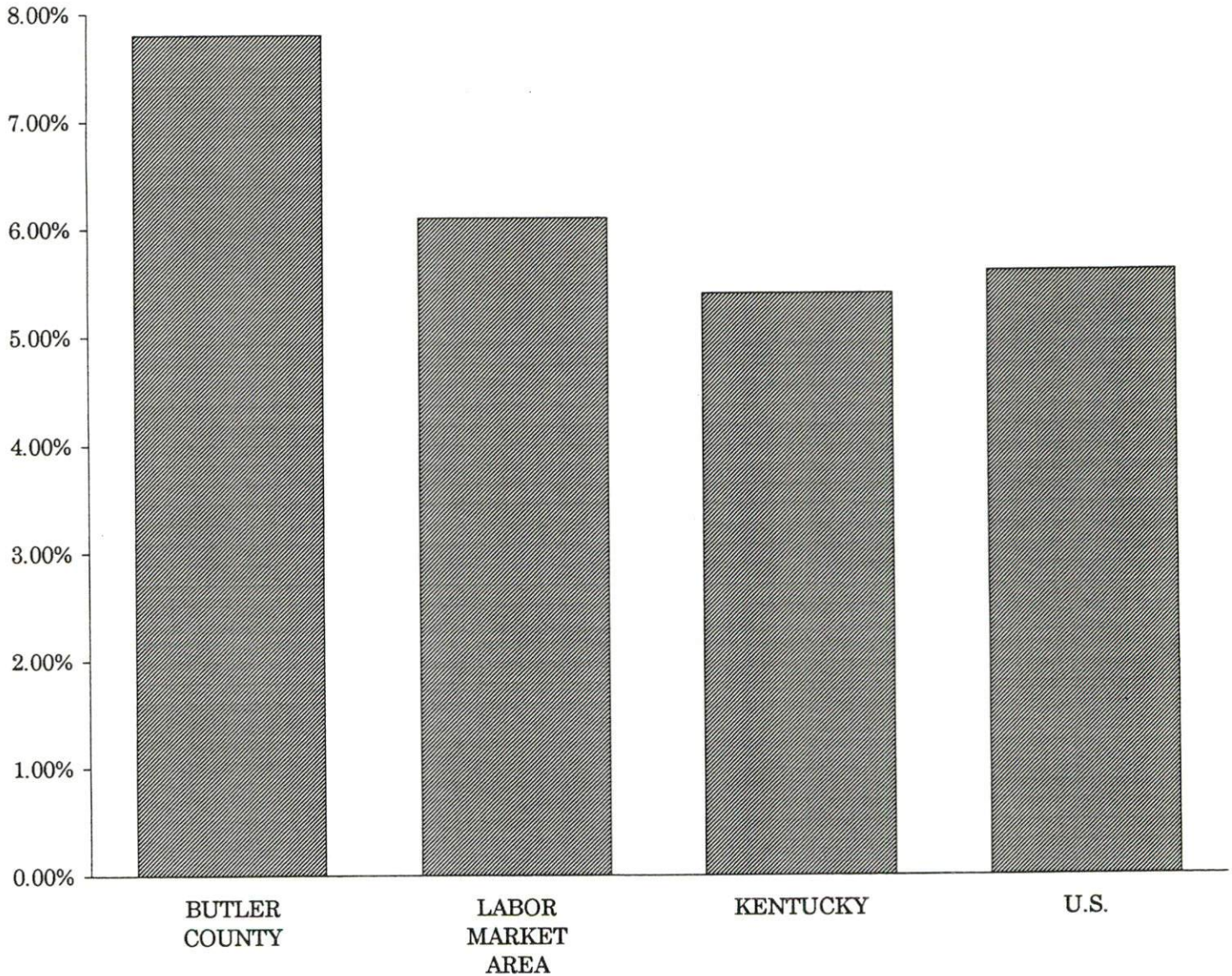
Sources: Kentucky Cabinet for Human Resources, Kentucky Labor Surplus Estimates by County, 1994. Kentucky Cabinet for Economic Development, Future Labor Supply Becoming 18 Years of Age, 1997 thru 2001.

LABOR FORCE CHARACTERISTICS OF RESIDENTS, 1995

	<u>Butler County</u>	<u>Labor Market Area</u>
Civilian Labor Force	5,629	102,094
Employment	5,189	95,914
Unemployment	440	6,180
Rate of Unemployment (%)	7.8	6.1

Source: Kentucky Workforce Development Cabinet, Kentucky Labor Force Estimates, Annual Averages 1995.

UNEMPLOYMENT RATES
1995



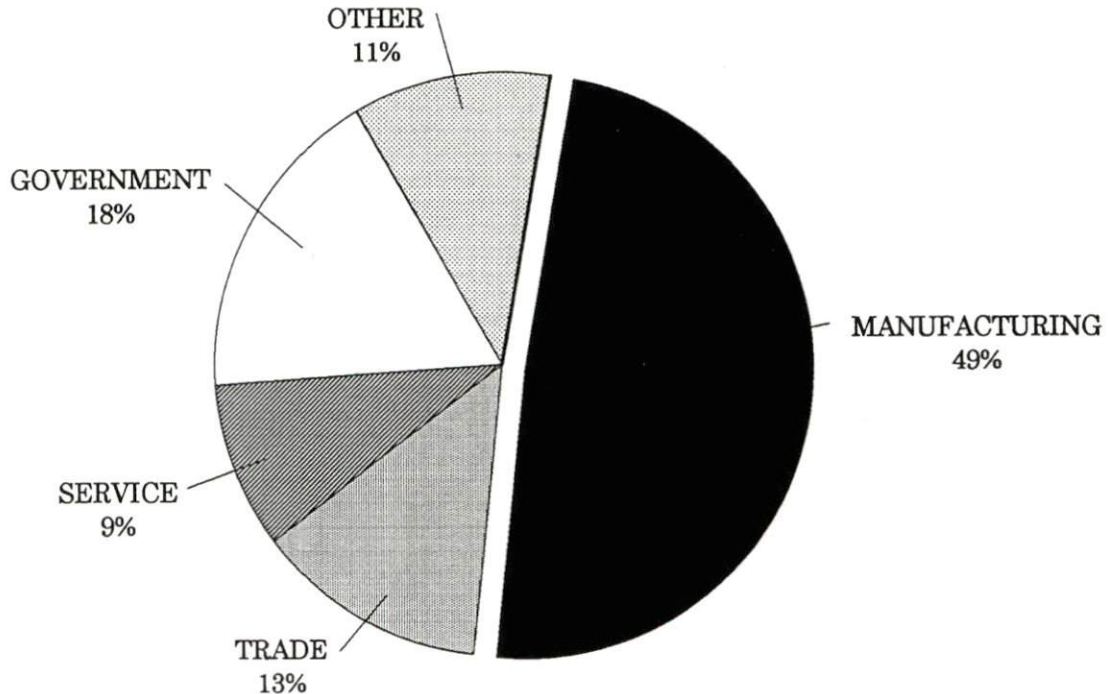
SELECTED COMPONENTS OF NONAGRICULTURAL EMPLOYMENT
BY PLACE OF WORK, 1995

	<u>Butler County</u>	<u>Labor Market Area</u>
All Industries (total)	3,515	77,414
Manufacturing	1,731	21,259
Wholesale & Retail Trade	440	19,807
Services	328	13,568
State/Local Government	622	11,827
Contract Construction	146	3,688

Note: Excludes domestic workers, railway workers, certain nonprofit corporations, majority of federal government workers, and self-employed workers.

Source: Kentucky Workforce Development Cabinet, Average Monthly Workers Covered by Kentucky Unemployment Insurance Law, 1995.

BUTLER COUNTY

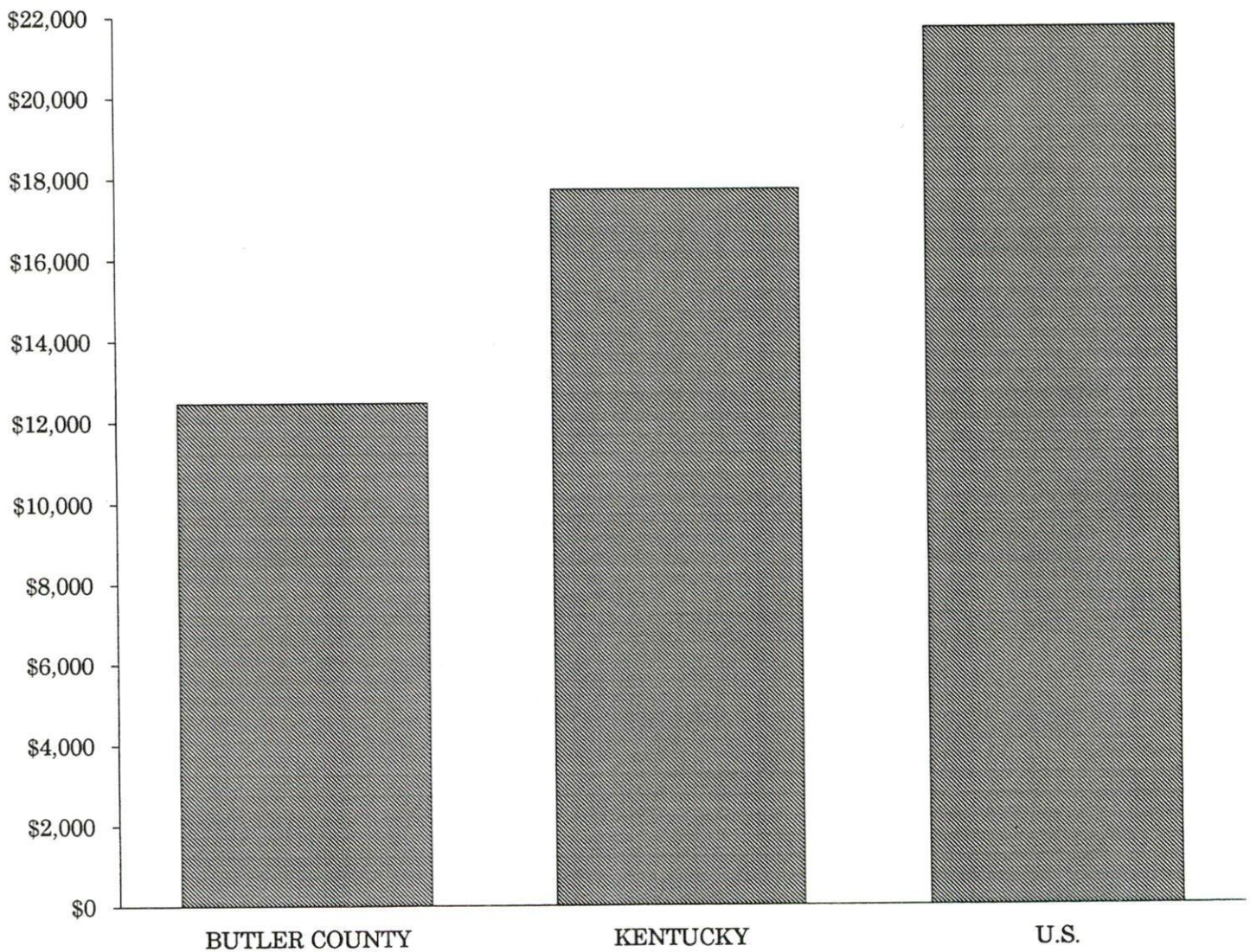


PER CAPITA PERSONAL INCOME

Area	1990	1994	Percent Change
Butler County	\$10,165	\$12,461	22.6
Labor Market Area Range	\$9,363 - \$14,959	\$11,939 - \$18,756	-
Kentucky	\$14,747	\$17,721	20.2
U.S.	\$18,666	\$21,696	16.2

Source: U.S. Department of Commerce, Bureau of Economic Analysis, Regional Economic Information System.

PER CAPITA PERSONAL INCOME
1994



AVERAGE PLACEMENT WAGES

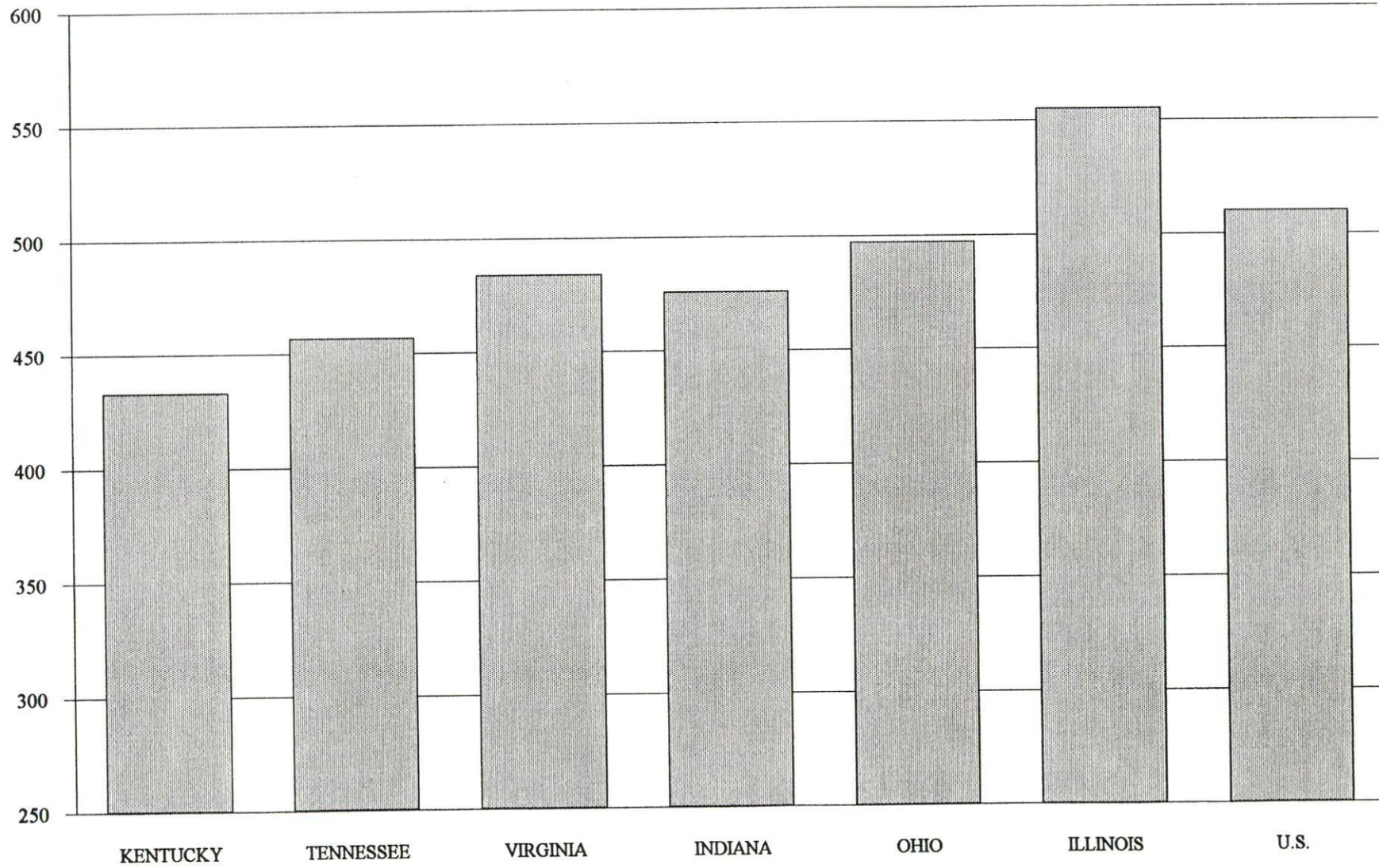
Butler County is served by the Bowling Green local office of the Kentucky Department for Employment Services. The focus of the following data is on job placements made by the Bowling Green local office and may therefore be used as an indicator of the wages which employers in the area pay new employees. During the twelve months which ended on June 30, 1996, the local employment office filled 3,097 job openings in various occupational categories. The average hourly wage for selected occupational categories were:

<u>OCCUPATIONAL CATEGORY</u>	<u>NUMBER OF PLACEMENTS</u>	<u>AVERAGE WAGE(\$)</u>
All Occupations	3,097	6.12
Clerical	144	5.57
Sales	56	6.20
Services (excluding domestic)	651	4.78
Agricultural, Fishery, Forestry, etc.	24	5.74
Processing	141	5.29
Machine Trades	655	6.96
Bench Work	460	5.38
Structural	151	7.72
Motor Freight/ Transportation	75	6.38
Packaging and Materials Handling	529	7.06
Other	92	7.82

The Bowling Green local office also serves Allen, Edmonson, Logan, Simpson, and Warren Counties. The above occupational categories are taken from the Dictionary of Occupational Titles published by the U.S. Department of Labor.

Source: Kentucky Workforce Development Cabinet, Department for Employment Services.

**AVERAGE WEEKLY WAGES OF WORKERS COVERED BY
UNEMPLOYMENT INSURANCE - 1994**



AVERAGE WEEKLY WAGES BY INDUSTRY
BY PLACE OF WORK, 1994*

	<u>Butler County</u>	<u>Kentucky (Statewide)</u>	<u>Tennessee</u>	<u>Virginia</u>
All Industries	\$321.76	\$432.45	\$457.00	\$484.00
Mining & Quarrying	N/A	724.79	638.00	721.00
Contract Construction	323.53	457.02	485.00	476.00
Manufacturing	337.97	560.04	540.00	565.00
Transportation, Communications & Public Utilities	419.66	573.31	588.00	673.00
Wholesale & Retail Trade	254.73	297.57	N/A	N/A
Finance, Insurance & Real Estate	326.04	521.15	585.00	609.00
Services	245.46	385.62	434.00	501.00
State/Local Government	339.68	441.53	N/A	N/A
	<u>Indiana</u>	<u>Ohio</u>	<u>Illinois</u>	<u>U. S.</u>
All Industries	\$476.00	\$497.00	\$555.00	\$510.00
Mining & Quarrying	771.00	682.00	815.00	839.00
Contract Construction	538.00	549.00	681.00	544.00
Manufacturing	653.00	701.00	692.00	645.00
Transportation, Communications & Public Utilities	581.00	619.00	694.00	658.00
Wholesale & Retail Trade	N/A	N/A	N/A	N/A
Finance, Insurance & Real Estate	557.00	572.00	764.00	693.00
Services	400.00	433.00	501.00	483.00
State/Local Government	N/A	N/A	N/A	N/A

* Wages for U.S. and surrounding states rounded to nearest dollar.

N/A Not Available.

Note: The average weekly wage for each category includes the salaries and wages of all persons working for that type business. For example, the manufacturing category includes both production workers and administrative personnel. Excludes domestic workers, railway workers, certain nonprofit corporations, majority of federal government workers, and self-employed workers.

Sources: Kentucky Workforce Development Cabinet, Average Weekly Wages of Workers Covered by Kentucky Unemployment Insurance Law, 1994. U.S. Department of Labor, Bureau of Labor Statistics, Employment and Wages, Annual Averages, 1994, November 1995.

EXISTING INDUSTRY

MORGANTOWN MANUFACTURING FIRMS, THEIR PRODUCTS AND EMPLOYMENT

<u>Firm</u> <u>(Establishment date)</u>	<u>Product</u>	1996 <u>Average Employment</u>
American Rubber Products Company, Morgantown Division, Inc. (1989)	Rubber seals and gaskets, dense rubber auto components	74
B & R Lumber Company, Inc. (1959)	Pallet and crating lumber, wood chips	35
Butler County Banner, Inc. (1982)	Job printing, newspaper	10
Butler County Logging (1983)	Flitches	7
Dunaway Timber Company, Inc. (1983)	Wood chips, lumber crossties	15
Green River Feed Mill, Inc. (1986)	Feed, fertilizer mixing	12
IMCO Recycling, Inc. (1989)	Aluminum recycling	150
IMI Concrete (1981)	Ready-mixed concrete	10
Kellwood Company (1967)	Women's blazers and skirts, all-weather coats, rainwear	350
Mid-South Plating Company (1986)	Zinc and manganese phosphate metal plating, sandblasting	4
Morgantown Manufacturing Company (1973)	Stamped auto parts	35
Morgantown Plastics Company (1985)	Injection molded plastics	200
Precision Technology (1994)	Machine shop	10
Sumitomo Electric Wiring Systems, Inc. (1987)	Automotive wiring harnesses	900
Triple C Leather Company, Inc. (1984)	Leather lace, side leather	26
Truesdell Company of Kentucky (1993)	Convolute tubing, seamless tubing	72

Sources: Kentucky Cabinet for Economic Development, Division of Research; City of Morgantown.

RECENT INDUSTRIAL DEVELOPMENTS

Packaging Unlimited announced plans in early 1996 to begin manufacturing corrugated boxes in Morgantown. The company will employ 15 to 50 people. Truesdell Company of Kentucky plans to expand by early 1997, thus doubling in size, building a new dock, and a warehouse. The expansion will create 25-30 new jobs.

The Kellwood Company is planning a 40,000 square-foot expansion to its present 130,000 square-foot operation in Morgantown. The expansion will enhance plans to become a major distribution center for its clothing operation. Another expansion is also in the planning stages. A printing company plans to complete construction in 1996 of a new facility in the Morgantown Industrial Park. Twenty-eight acres remain available in the Industrial Park-South on U.S. Highway 231 South.

American Rubber Products completed a 75,000 square-foot addition in 1995. IMCO Recycling invested \$5 million to upgrade and modernize its operation in 1995 and created 20 new jobs. Morgantown Plastics expanded by 20,000 square feet to 60,000 square feet in 1995 and plans another 20,000 square-foot expansion in 1997. In addition to adding new jobs, the company expanded warehouse space, and is adding an assembly component to their operation. Morgantown Manufacturing added 10,000 square feet in 1995, modernized operations, and added new presses.

LABOR ORGANIZATIONS IN MANUFACTURING FIRMS

There are currently no labor unions representing workers at manufacturing firms in Butler County.

SELECTED INDUSTRIAL SERVICES

<u>Types of Services</u>	<u>Location</u>	<u>Mileage from Morgantown</u>
Custom Plastics Producers	Morgantown, Kentucky	-
Electric Motor Repair	Bowling Green, Kentucky	25
Heat Treating Facilities	Hopkinsville, Kentucky	67
Industrial Waste Removal	Bowling Green, Kentucky	25
Machine Shops, Tool & Die	Morgantown, Kentucky	-
Metal Castings	McHenry, Kentucky	20
	Bowling Green, Kentucky	25
Metal Finishers	Morgantown, Kentucky	-
Metal Service Centers	Bowling Green, Kentucky	25
Millwrights & Riggers	Morgantown, Kentucky	-

Source: Kentucky Cabinet for Economic Development, Division of Research.

TRANSPORTATION

Highways

The William H. Natcher Parkway, a multilane toll road, serves Morgantown with an interchange located two miles south of the city. An interchange is under construction and will be available by Fall 1996 on Kentucky Route 70 west at the Industrial Park. Other "AAA"-rated (80,000-pound gross load limit) trucking highways serving Morgantown include U.S. Highway 231 and Kentucky Route 79.

The William H. Natcher Parkway provides Morgantown with access to the Western Kentucky Parkway, 16 miles northwest of the city, and with Interstate Highway 65, a major north-south route, 28 miles southeast of the city.

HIGHWAY MILES FROM MORGANTOWN, KENTUCKY, TO SELECTED MARKET CENTERS

City	Highway Miles	City	Highway Miles
Atlanta, GA	323	Los Angeles, CA	2,076
Baltimore, MD	681	Louisville, KY	107
Birmingham, AL	274	Nashville, TN	85
Chicago, IL	369	New Orleans, LA	599
Cincinnati, OH	208	New York, NY	859
Cleveland, OH	453	Pittsburgh, PA	489
Detroit, MI	466	St. Louis, MO	248
Knoxville, TN	226		

Note: Mileage computations are via the best interstate or primary highways, not necessarily the most direct route of travel.

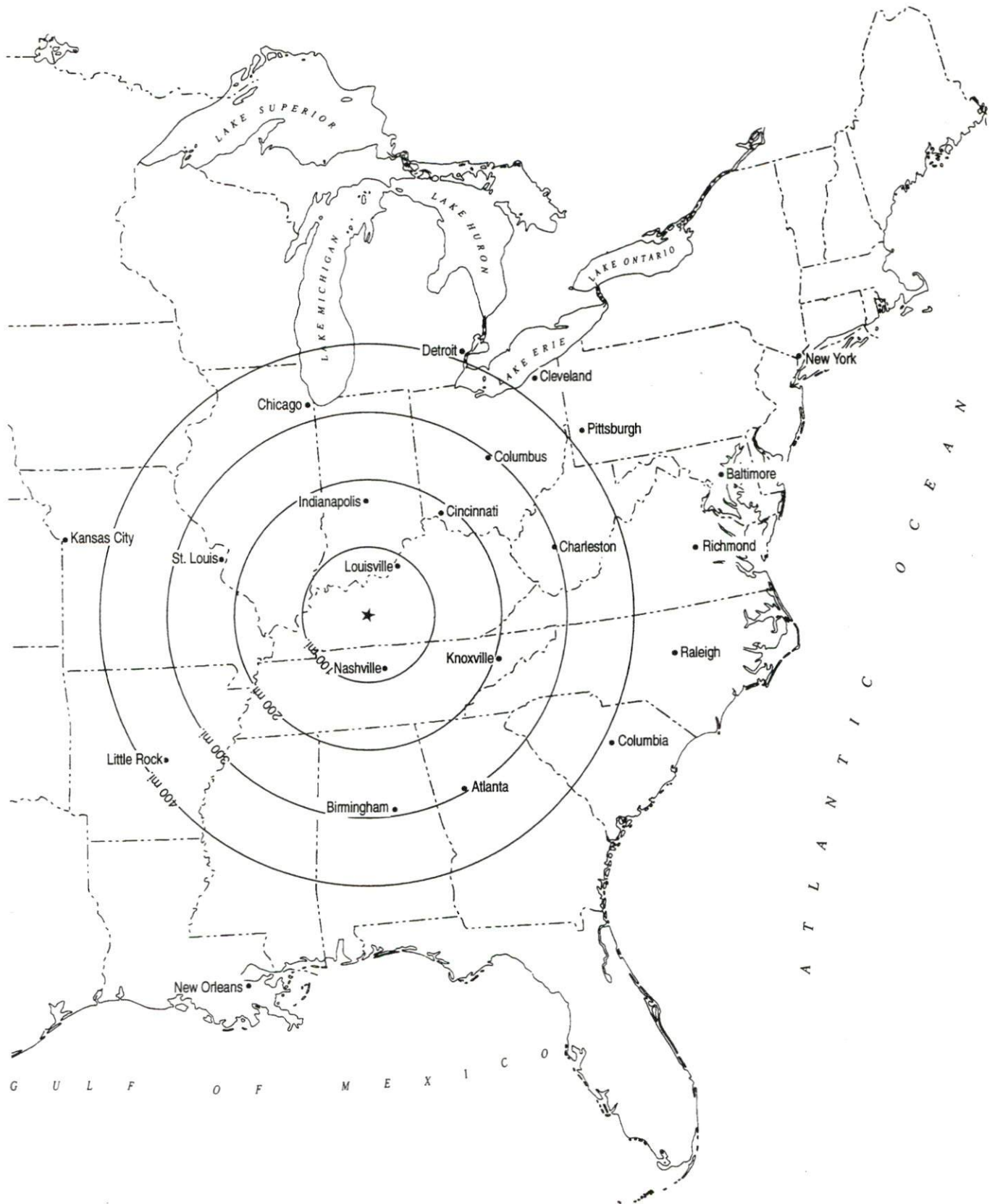
Sources: Rand McNally Standard Highway Mileage Guide, 1990. Official Kentucky Mileage Map, 1988.

Truck Service

Sixteen common carrier trucking companies provide interstate and/or intrastate service to Morgantown.

Source: American Motor Carrier Directory, Fall 1996.

Selected Market Centers



Rail

Rail freight service is provided by the Paducah and Louisville Railway at Beaver Dam, 21 miles northwest of Morgantown, and by CSX Transportation at Bowling Green, 25 miles southeast. CSX Transportation provides the nearest intermodal facilities at Owensboro, 50 miles northwest of Morgantown.

For details on routing, schedules, rates, and services contact:

Vice President - Marketing and Sales
Paducah and Louisville Railway
1500 Kentucky Avenue
Paducah, Kentucky 42001
(502) 444-4341

and/or

Manager
Industrial Development
CSX Transportation
9420 Bunsen Parkway
Suite 212
Louisville, Kentucky 40220
(502) 499-3025

Air

Nearest Airport

Location:	Bowling Green-Warren County Regional Airport
Runways:	Bowling Green, 25 miles southeast of Morgantown
Length:	2 paved
Traffic:	6,500 feet; 4,000 feet
Control:	Wind tee, airport advisory service
Lighting:	Runways, obstructions, taxiways, beacon, wind tee, strobes approach to 3, VASI
Services:	100 octane and jet-A fuel (24-hour service), charter plane rental, storage, major and minor A & P repairs, oxygen, FAA flight service station, taxi, and car rental
Air Freight Service:	Chartered air freight service must be arranged.

Nearest Scheduled Commercial Airline Service

Location: Nashville International Airport
6 miles southeast of Nashville, Tennessee;
91 miles south of Morgantown

Air Service: American, AirTrans, ASA, Continental
Connection, Comair, Delta, American
Eagle, Northwest, Southwest, TWA,
United, USAir, USAir Express, Valujet

Daily Arrivals
& Departures: 564

Location: Evansville Regional Airport
3 miles north of Evansville, Indiana;
92 miles northwest of Morgantown

Air Service: ASA, Chicago Express, Comair, American
Eagle, Northwest Airlinck, TWA Express,
USAir, USAir Express

Daily Arrivals
& Departures: 98

UTILITIES

Electricity

Company serving **Morgantown and most of Butler County** - Warren Rural Electric Cooperative Corporation

Source of power - Tennessee Valley Authority
For industrial rates contact:

South Kentucky Industrial Development
Association, Inc.
P.O. Box 726
Hopkinsville, Kentucky 42241-0726
(502) 885-5392

and/or

Warren Rural Electric Cooperative
Corporation
P.O. Box 1118
Bowling Green, Kentucky 42102
(502) 842-6541

Company serving **western Butler County** - Pennyrile Rural Electric Cooperative Corporation

Source of power - Tennessee Valley Authority
For industrial rates contact:

South Kentucky Industrial Development
Association, Inc.
P.O. Box 726
Hopkinsville, Kentucky 42241-0726
(502) 885-5392

and/or

Pennyrile Rural Electric Cooperative
Corporation
P.O. Box 551
Hopkinsville, Kentucky 42241
(502) 886-2555

Natural Gas

Company serving **Morgantown** - Morgantown Utilities
Source of supply - Midwestern Gas Transmission Company
For rates and supplies contact:

Morgantown Utilities
P.O. Box 417
117 North Main Street
Morgantown, Kentucky 42261
(502) 526-3623

Public Water Supply

Company serving **Morgantown** - Morgantown Utilities
P.O. Box 417
117 North Main Street
Morgantown, Kentucky 42261
(502) 526-3623

Source - Green River
Treatment plant capacity - 972,000 gallons per day
Average daily consumption - 580,277 gallons
Peak daily consumption - 864,000 gallons
Storage capacity - 1,000,000 gallons
Water pressure - 25 psi to 100 psi

Name of water district - Butler County Water System, Inc.
P.O. Box 1118
951 Fairview Avenue
Bowling Green, Kentucky 42102-1118
(502) 842-0052

Area served - Butler County
Source of raw water - Green River
Treatment plant capacity - 972,000 gallons per day
Source of supply of treated water - Morgantown Utilities
Amount that can be purchased - 338,000 gallons per day
Average daily consumption - 653,084 gallons
Peak daily consumption - 1,005,500 gallons
Storage capacity - 425,000 gallons
Water pressure - 30 psi to 150 psi

The Butler County Water System, Inc. is in the process of constructing a new 500,000-gallon elevated storage tank, and adding 115 homes to the water system.

Sewerage

Company serving **Morgantown** - Morgantown Utilities
P.O. Box 417
117 North Main Street
Morgantown, Kentucky 42261
(502) 526-3623

Design capacity - 500,000 gallons per day
Average daily flow - 420,000 gallons
Type of treatment - Secondary
Treated effluent discharged into - Green River

CLIMATE

Butler County

Temperature

Normal (30-year record)	55.80 degrees
Average annual 1994	57.30 degrees
Record highest, July 1954 (54-year record)	105.00 degrees
Record lowest, February 1951 (54-year record)	-23.00 degrees
Normal heating degree days (30-year record) (Heating degree day totals are the sums of negative departures of average daily temperatures from 65 degrees F.)	4,708

Precipitation

Normal (54-year record)	43.14 inches
Mean annual snowfall (54-year record)	13.70 inches
Total precipitation 1994	36.75 inches
Mean number days precipitation (.01 inch or more) (54-year record)	115.20
Mean number days thunderstorms (54-year record)	45.00

Prevailing Winds (through 1963)

South-Southwest

Relative Humidity (33-year record)

1 a.m.	79 percent
7 a.m.	82 percent
1 p.m.	59 percent
7 p.m.	63 percent

Source: U.S. Department of Commerce, Environmental Science Services Administration, Climatological Data, 1994. Station of record: Evansville, Indiana.

LOCAL GOVERNMENT

Structure

Morgantown is governed by a mayor and six council members. Butler County is served by a county judge/executive and five magistrates.

Planning and Zoning

City agency - Morgantown Planning and Zoning Commission

Zoning enforced - Within city only

Subdivision regulations enforced - Within city only

Local codes enforced - Building and housing

Mandatory state codes enforced - Kentucky Plumbing Code, National

Electric Code, Kentucky Boiler Regulations and Standards, Kentucky

Building Code (modeled after BOCA code)

Local Fees and Licenses

The City of Morgantown levies an occupational license tax of 1.5 percent on wages, salaries, and commissions of individuals and on net profits of businesses. Morgantown also levies a business license fee of \$25 per year for all businesses and professions within the corporate limits. The \$25 fee is deductible from the net profits tax for businesses.

Butler County levies an occupational license tax of one percent on wages, salaries, and commissions of individuals and on net profits of businesses.

PROPERTY TAXES

The Kentucky Constitution requires the state to tax all classes of taxable property, and state statutes allow local jurisdictions to tax only a few classes. All locally taxed property is subject to county taxes and school district taxes (either a county school district or an independent school district). Property located inside of city limits may also be subject to city property taxes.

Special local taxing jurisdictions (fire protection districts, watershed districts, and sanitation districts) levy taxes within their operating areas (usually a small portion of community or county).

Property assessments in Kentucky are at 100% fair cash value. Accounts receivable are taxed at 85% of face value.

STATE PROPERTY TAX RATES PER \$100 VALUATION

<u>Selected Classes of Property</u>	<u>1995 State Rate</u>	<u>Local Taxation Permitted</u>
Real Estate	\$0.167	YES
Manufacturing Machinery	0.150	NO
Pollution Control Equipment	0.150	NO
Inventories		
Raw Materials	0.050	NO
Goods in Process	0.050	NO
Finished Goods	0.050	YES
Motor Vehicles	0.450	YES
Other Tangible Personal Property	0.450	YES
Intangibles (Accounts Receivable, Money on Hand)	0.250	NO

LOCAL PROPERTY TAX RATES PER \$100 VALUATION, 1995

<u>Taxing Jurisdiction</u>	<u>Real Estate</u>	<u>Finished Goods & Tangibles</u>	<u>Motor Vehicles</u>
Butler County	\$0.1975	\$0.2283	\$0.2174
School Districts:			
Butler County	0.3570	0.3570	0.3570
Cities:			
Morgantown	0.1000	0.2000	0.2790

EDUCATION

Public Schools

	Butler County
Total Enrollment (Fall, 1995)	2,421
Pupil-Teacher Ratio (1993-94)	17.8-1
Percent High School Graduates to College (1993-94)	36.0
Expenditures Per Pupil (1993-94)	\$3,673.42

When the new Butler County High School was built, Sumitomo Electric Wiring Systems, Inc. contributed \$50,000 for an industrial technology lab and equipment. The firm employs 900 people from the area. A new football stadium will be completed at the high school by late 1996.

Plans are under way for renovations and additions to the Butler County Middle School with completion expected by August 1997.

Area Colleges and Universities

<u>Name</u>	<u>Location (Miles distant)</u>	<u>Enrollment (Fall, 1995)</u>
Western Kentucky University	Bowling Green, Kentucky (25)	14,721
Brescia College	Owensboro, Kentucky (50)	678
Kentucky Wesleyan College	Owensboro, Kentucky (50)	654
Owensboro Community College	Owensboro, Kentucky (50)	2,348
Elizabethtown Community College	Elizabethtown, Kentucky (63)	3,766
Madisonville Community College	Madisonville, Kentucky (64)	2,533
Hopkinsville Community College	Hopkinsville, Kentucky (67)	2,898
Austin Peay State University	Clarksville, Tennessee (68)	7,556

In addition, nine institutions of higher learning are located in Nashville, Tennessee, 85 miles south of Morgantown.

VOCATIONAL-TECHNICAL TRAINING

Kentucky Tech schools are operated by the Cabinet for Workforce Development and provide secondary (Sec) and postsecondary (P/S) vocational-technical training.

<u>Kentucky Tech Schools</u>	<u>Location (Mileage from Morgantown)</u>	<u>Number of Program Offerings</u>	<u>Cumulative Enrollment 1994-1995</u>	<u>Approximate Number Completing Long-Term Programs Annually</u>
Kentucky Advanced Technology Center	Bowling Green (25)	6	<u>P/S</u> 278	50
Bowling Green Regional Technology Center	Bowling Green (25)	20	<u>Sec</u> <u>P/S</u> 199 498	300

Customized Training

The Kentucky Tech system, through its Training and Development Coordinators, will provide technical assistance and will identify and develop low-cost customized training programs and services for both established and prospective businesses. Businesses wanting to establish a customized training program should contact a Training and Development Coordinator located on the campus of the Bowling Green Regional Technology Center.

Assessment Services

Kentucky Tech Career Connections offers to business, education, and government agencies testing packages for evaluating job applicants, selecting employees for promotional consideration, and developing training programs within the organization. A Career Connections Assessment Center is located on the campus of the Bowling Green Regional Technology Center.

Articulation

Articulation agreements developed between various colleges and universities and the Kentucky Tech systems allow students to earn credits to be used when matriculating to degree programs at a college or university. The Kentucky Advanced Technology Center and Bowling Green Regional Technology Center have articulation agreements with Western Kentucky University.

Adult Education Services

Adult education programs are available to adults who want to develop new skills, improve basic skills, or earn a high school equivalency diploma. In Butler County, adult literacy is provided by the Butler County Literacy Council, Inc.

Bluegrass State Skills Corporation

The Bluegrass State Skills Corporation, an independent public corporation created and funded by the Kentucky General Assembly, provides programs of skills training to meet the needs of business and industry from entry level to advanced training, and from upgrading present employees to retraining experienced workers.

The Bluegrass State Skills Corporation is a major source for skills training assistance for a new or existing company. The Corporation works in partnership with other employment and job training resources and programs, as well as Kentucky's economic development activities, to package a program customized to meet the specific needs of a company.

OTHER LOCAL FACILITIES

Local Medical Personnel

Physicians - 3
Dentists - 2

Hospital

<u>General Hospital</u>	<u>Location (Miles distant)</u>	<u>Beds</u>
Columbia Greenview Regional Hospital	Bowling Green (25)	211
The Medical Center at Bowling Green	Bowling Green (25)	388

Columbia Greenview Regional Hospital

Medical staff - 152 active staff physicians, 147 registered nurses, 38 licensed practical nurses

The Medical Center at Bowling Green

Medical staff - 204 physicians, 337 registered nurses, 33 licensed practical nurses

Other Medical Facilities and Services

Barren River District Health Department
Lakeview Health Care Center
Butler County Ambulance Service
Butler County Civil Defense Rescue Squad

Banks and Savings & Loan Association

First Kentucky Federal Savings Bank
Green River Bank
Morgantown Bank & Trust

Newspapers

The Butler County Banner and
the Green River Republican (weekly)

Telephone Service

BellSouth

Radio Station

WLBQ-AM

RECREATION

Local

A wide variety of recreational opportunities are available in Morgantown and Butler County. Public facilities include the 70-acre Morgantown Municipal Park, featuring a swimming pool and bathhouses, six tennis courts, lighted baseball, softball, and Little League fields, two soccer fields, a huge all-purpose field, two lighted volleyball courts, an outdoor basketball court, four picnic pavilions, bleachers, playground equipment, a wooded area for hiking, and restrooms. An amphitheater located at the park is the site of community theater productions.

The Butler County Park and the Green River Museum are located in Woodbury on the Green River, approximately five miles southeast of Morgantown. The Green River Museum features exhibits on Butler County's history and the riverboat heritage of the area. A restaurant is located on the park grounds.

Privately managed recreational facilities in Butler County include a nine-hole golf course and a driving range.

Annual events include the Green River Catfish Festival, held during the July 4th weekend, with activities including a fishing contest, a five-mile road race, a canoe race, musical entertainment, a beauty pageant, fireworks, a golf tournament, and booths.

The George Dabbs Celebration of the Arts, an annual art and photography show and theater production, is held each summer. In addition, the Morgantown Community Park Theater presents several productions each year and offers a children's theater in the summer.

The Butler County Fair is held each August.

Area (Within 65 miles)

Barren River Lake State Resort Park
Ben Hawes State Park
Bowling Green (numerous cultural attractions)
Jefferson Davis Monument State Historic Site
Lake Malone State Park
Mammoth Cave National Park
Nolin River Lake
Owensboro (numerous cultural attractions)
Rough River Dam State Resort Park

Kentucky

Cabinet For Economic Development

2300 Capital Plaza Tower, 500 Mero Street, Frankfort, KY 40601, 502 • 564 • 7140



Printed on recycled paper.