

1994

# Industrial Resources: Simpson County - Franklin

Kentucky Library Research Collections  
Western Kentucky University, [spcol@wku.edu](mailto:spcol@wku.edu)

Follow this and additional works at: [https://digitalcommons.wku.edu/simpson\\_cty](https://digitalcommons.wku.edu/simpson_cty)

 Part of the [Business Administration, Management, and Operations Commons](#), [Growth and Development Commons](#), and the [Infrastructure Commons](#)

---

## Recommended Citation

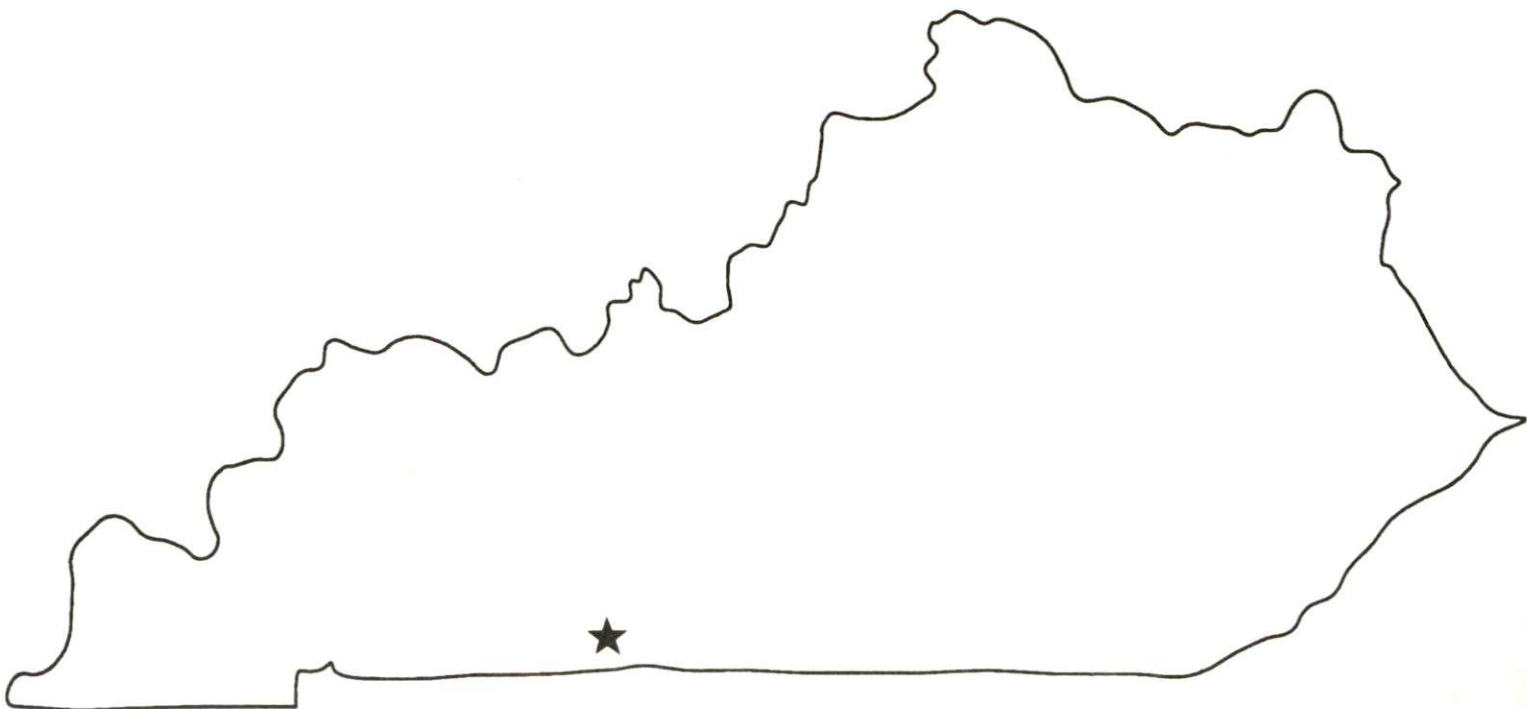
Kentucky Library Research Collections, "Industrial Resources: Simpson County - Franklin" (1994). *Simpson County*. Paper 3.  
[https://digitalcommons.wku.edu/simpson\\_cty/3](https://digitalcommons.wku.edu/simpson_cty/3)

This Report is brought to you for free and open access by TopSCHOLAR®. It has been accepted for inclusion in Simpson County by an authorized administrator of TopSCHOLAR®. For more information, please contact [topscholar@wku.edu](mailto:topscholar@wku.edu).

# Kentucky

**Resources For  
Economic Development**

**Franklin**



Prepared by  
The Kentucky Cabinet for Economic Development  
Division of Research  
in cooperation with  
The Franklin-Simpson County Chamber of Commerce  
and  
The Franklin Industrial Development Association, Inc.

1994

Division Director - Pamela K. Riley; program manager - Keith Roberts; research - Barry K. Holder, Jr.; clerical - Wanda Sharp; graphics - Robert Owens. Cost of printing paid from state funds.

## TABLE OF CONTENTS

<u>Chapter</u>	<u>Page</u>
FRANKLIN, KENTUCKY - A RESOURCE PROFILE .....	1
THE LABOR MARKET STATISTICS.....	2
Labor Market Area Map .....	2
Population.....	3
Population Projections .....	3
Estimated Labor Supply .....	3
Labor Force Characteristics of Residents, 1993.....	4
Selected Components of Nonagricultural Employment, by Place of Work, 1992 .....	5
Per Capita Personal Income.....	6
Average Placement Wages .....	7
Average Weekly Wages of Workers Covered by Unemployment Insurance 1992 - Bar Chart .....	8
Average Weekly Wages by Industry, by Place of Work, 1992 .....	9
EXISTING INDUSTRY .....	10
Major Franklin Manufacturing Firms, Their Products and Employment .....	10
Recent Industrial Developments .....	11
Labor Organizations in Manufacturing Firms .....	11
Selected Industrial Services .....	12
TRANSPORTATION.....	13
Highways .....	13
Truck Service .....	13
Selected Market Location Map.....	14
Rail .....	15
Air .....	15
UTILITIES .....	16
Electricity .....	16
Natural Gas .....	16
Public Water Supply .....	17
Sewerage .....	17
CLIMATE .....	18

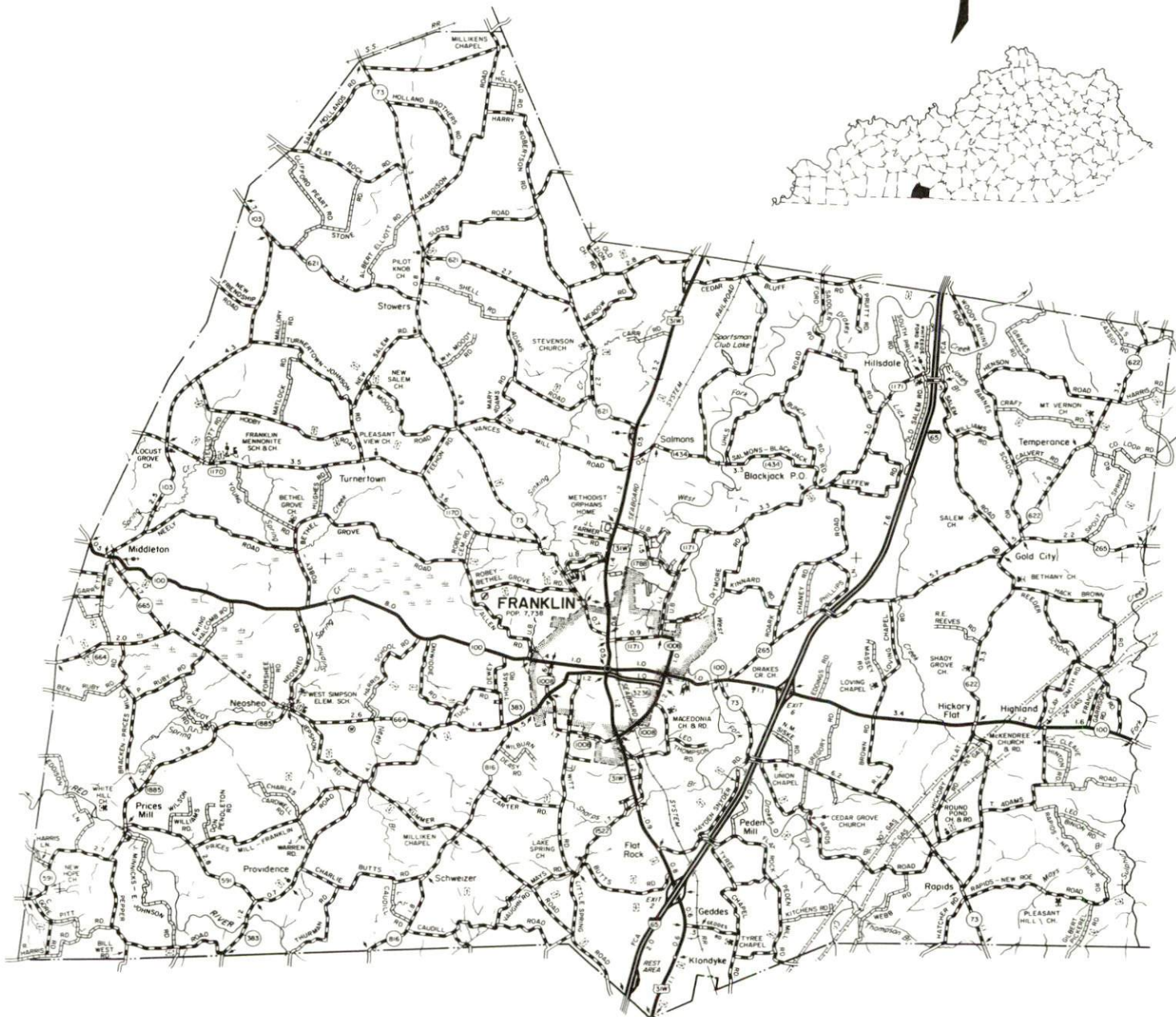
<u>Chapter</u>	<u>Page</u>
LOCAL GOVERNMENT .....	19
Structure.....	19
Planning and Zoning .....	19
Local Fees and Licenses.....	19
State and Local Property Taxes .....	20
EDUCATION.....	21
Public Schools .....	21
Nonpublic Schools .....	21
Area Colleges and Universities.....	21
Vocational Training.....	22
OTHER LOCAL FACILITIES .....	24
Local Medical Personnel.....	24
Hospitals.....	24
Other Medical Facilities and Services .....	24
Banks and Savings & Loan Associations.....	24
Newspapers.....	24
Telephone Service .....	24
RECREATION .....	25



# GENERAL HIGHWAY MAP SIMPSON COUNTY KENTUCKY

PREPARED BY THE  
KENTUCKY TRANSPORTATION CABINET  
DEPARTMENT OF HIGHWAYS  
DIVISION OF PLANNING  
IN COOPERATION WITH THE  
U.S. DEPARTMENT OF TRANSPORTATION  
FEDERAL HIGHWAY ADMINISTRATION

0 1 2 3 4 MILES



## FRANKLIN, KENTUCKY - A RESOURCE PROFILE

Franklin, the county seat of Simpson County, is located in south-central Kentucky. Franklin is located 44 miles north of Nashville, Tennessee; 135 miles southwest of Louisville, Kentucky; and 291 miles southeast of St. Louis, Missouri. In 1992, the city had an estimated population of 8,122 persons.

Simpson County is located in the Pennyroyal Region of south-central Kentucky. The county's southern boundary is formed by the Kentucky-Tennessee state line. Simpson County, which has a total land area of 236 square miles, had an estimated population of 15,510 persons in 1992.

**The Economic Framework** - The total number of Simpson County residents employed in 1993 averaged 7,539. In 1992, manufacturing firms in the county reported 3,333 employees; wholesale and retail trade provided 1,540 jobs; 791 people were employed in service occupations; state and local government accounted for 711 employees; and contract construction firms provided 112 jobs.

**Labor Supply** - There is a current estimated labor supply of 5,597 persons available for industrial jobs in the labor market area. In addition, from 1994 through 1998, 9,455 young persons in the area will become 18 years of age and potentially available for industrial jobs.

**Transportation** - Major highways directly serving Franklin include U.S. Highway 31W and Kentucky Route 100, both "AAA"-rated trucking highways. Two interchanges of Interstate 65 are located within four miles of the city. Twenty-nine trucking companies provide interstate and/or intrastate service to Franklin. CSX Transportation provides main line rail service to Franklin. The Bowling Green-Warren County Regional Airport, 19 miles north, maintains two paved runways. The nearest scheduled commercial airline service is available at the Nashville International Airport in Nashville, Tennessee, 50 miles south of Franklin.

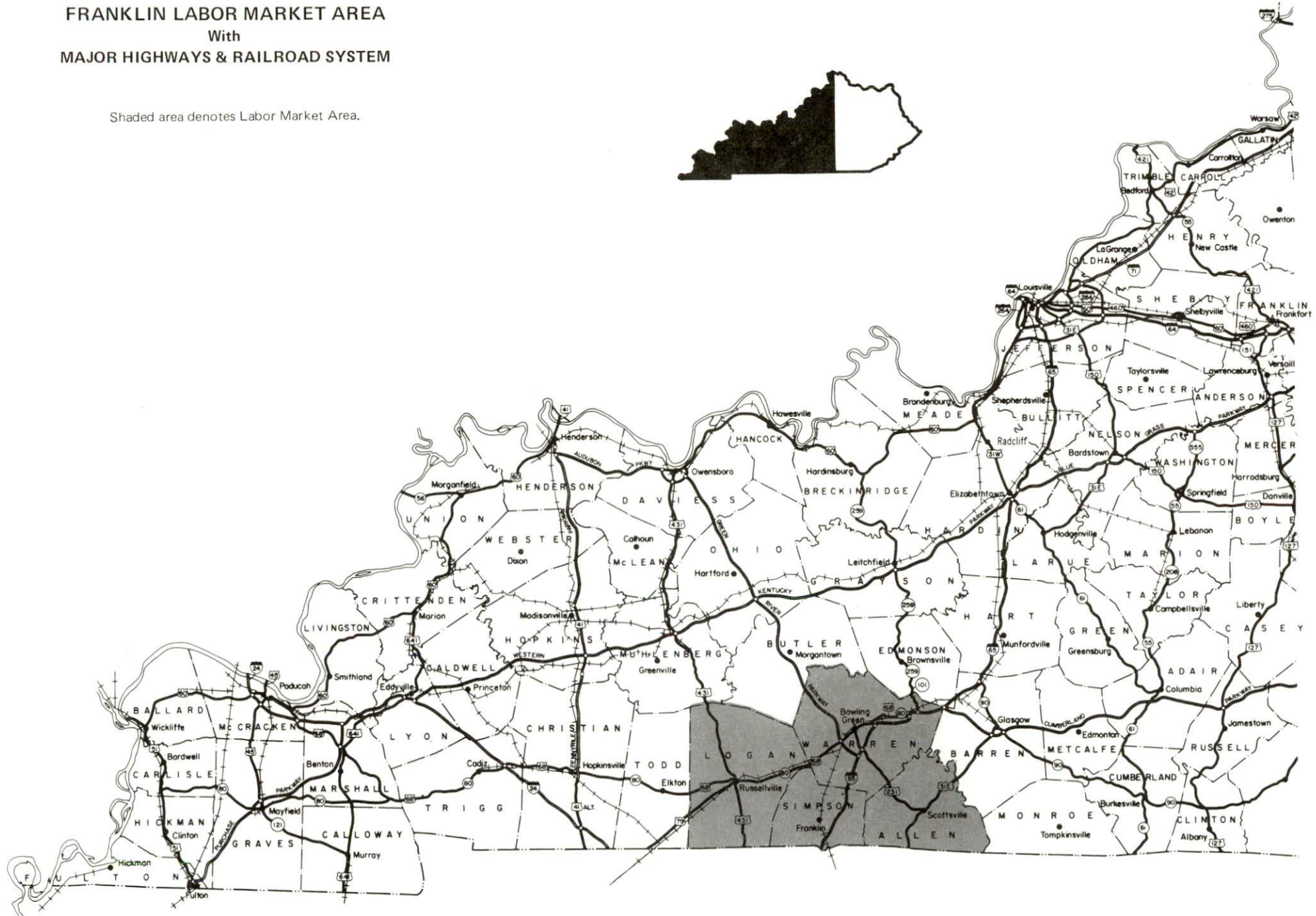
**Power and Fuel** - Electric power is provided to Franklin and parts of Simpson County by Franklin Electric Plant Board. The major portion of Simpson County is served by Warren Rural Electric Cooperative Corporation. Natural gas service is provided by Western Kentucky Gas Company.

**Education** - Primary and secondary education is provided to Franklin and Simpson County by the Simpson County School System, which is accredited by the Southern Association of Colleges and Schools. Two nonpublic schools operate in Simpson County. Nine colleges and universities are located within 45 miles of Franklin. Vocational training is available at the Russellville Area Vocational Education Center at Russellville, 22 miles northwest of Franklin; and at the Allen County Area Vocational Education Center, located 24 miles east of Franklin in Scottsville. The Bowling Green State Vocational-Technical School and the Kentucky Advanced Technology Center in Bowling Green, 21 miles north of Franklin, offers post secondary training in numerous courses.



FRANKLIN LABOR MARKET AREA  
With  
MAJOR HIGHWAYS & RAILROAD SYSTEM

Shaded area denotes Labor Market Area.





## LABOR MARKET STATISTICS

The Franklin Labor Market Area includes Simpson County and the adjoining Kentucky counties of Allen, Logan and Warren. The southern boundary of Simpson County is formed by the Tennessee state line. The Franklin Labor Market Area is supplemented by the Tennessee counties of Robertson and Sumner.

POPULATION				
	<u>1992*</u>	<u>1990</u>	<u>1980</u>	<u>1970</u>
Labor Market Area	134,256	131,909	124,767	105,329
Franklin	8,122	7,607	7,738	6,553
Simpson County	15,510	15,145	14,673	13,054

\* Population estimates.

Source: U.S. Department of Commerce, Bureau of the Census.

POPULATION PROJECTIONS				
	<u>1995</u>	<u>2000</u>	<u>2010</u>	<u>2020</u>
Labor Market Area	136,319	141,164	148,712	153,950
Simpson County	15,619	16,015	16,576	16,976

Note: Population projections are from Moderate Growth Series forecast.

Source: University of Louisville, Urban Studies Center, State Data Center.

ESTIMATED LABOR SUPPLY				
	<u>Current</u>		<u>Not in Labor Force</u>	<u>Future</u>
	<u>Total</u>	<u>Unemployed</u>		<u>Becoming 18 years of age 1994 thru 1998</u>
Labor Market Area*	5,597	4,326	1,271	9,455
Simpson County	938	586	352	1,154

\* Additional workers may be drawn from other nearby counties.

Note: Unemployed - persons unemployed and actively seeking work; Not in Labor Force - represents the number of persons who would enter the labor force if suitable employment were available (based on the assumption that persons in Kentucky would like to participate in the labor force in the same proportion that they do nationally). Underemployed persons (employed only 14 to 26 weeks during the year) are no longer included in labor surplus estimates.

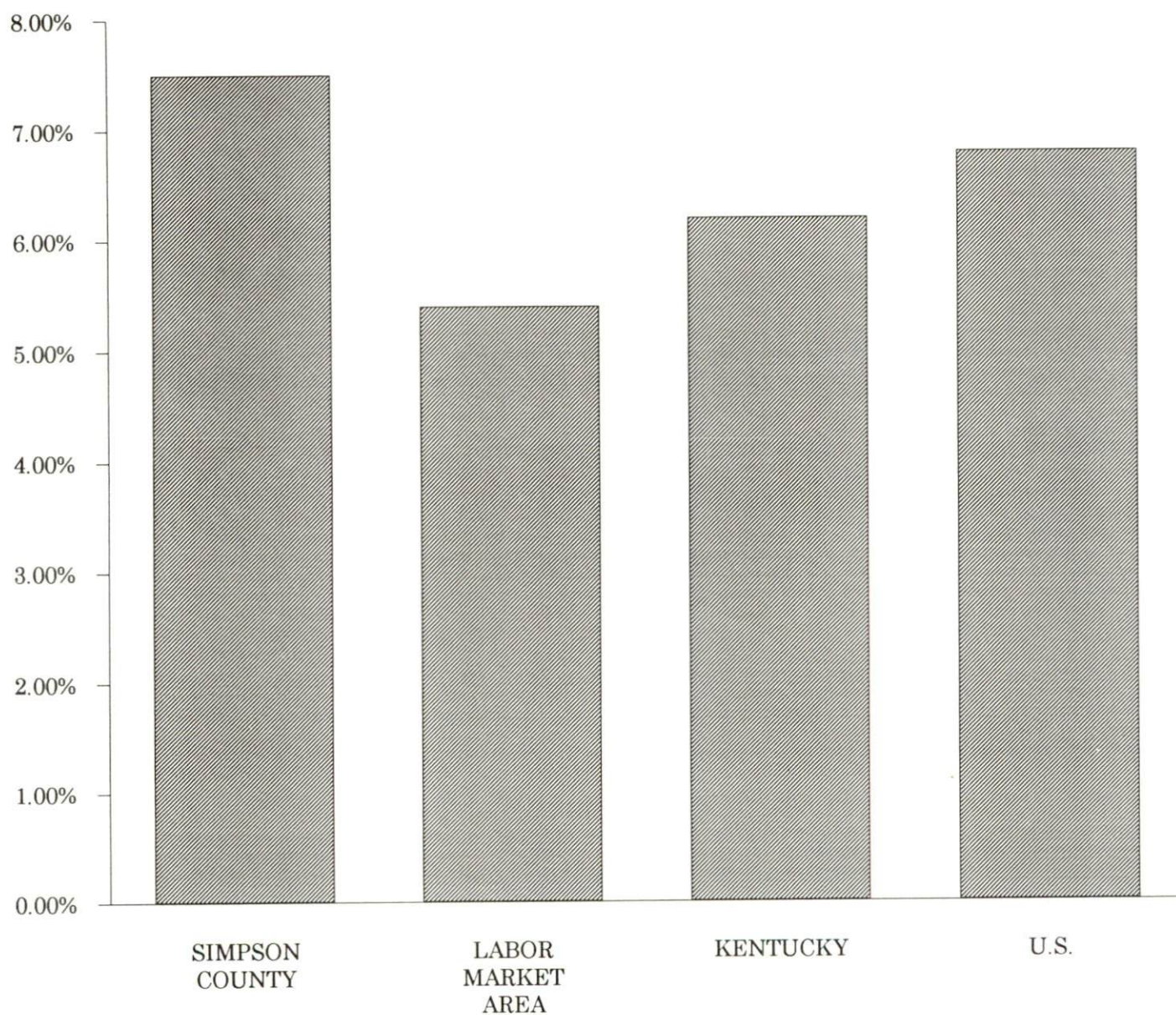
Sources: Kentucky Cabinet for Human Resources, Kentucky Labor Surplus Estimates by County, 1992. Kentucky Cabinet for Economic Development, Future Labor Supply Becoming 18 Years of Age, 1994 thru 1998.

# LABOR FORCE CHARACTERISTICS OF RESIDENTS, 1993

	<u>Simpson County</u>	<u>Labor Market Area</u>
Civilian Labor Force	8,147	73,023
Employment	7,539	69,089
Unemployment	608	3,934
Rate of Unemployment (%)	7.5	5.4

Source: Kentucky Cabinet for Human Resources, Kentucky Labor Force Estimates, Annual Averages, 1993.

## UNEMPLOYMENT RATES 1993



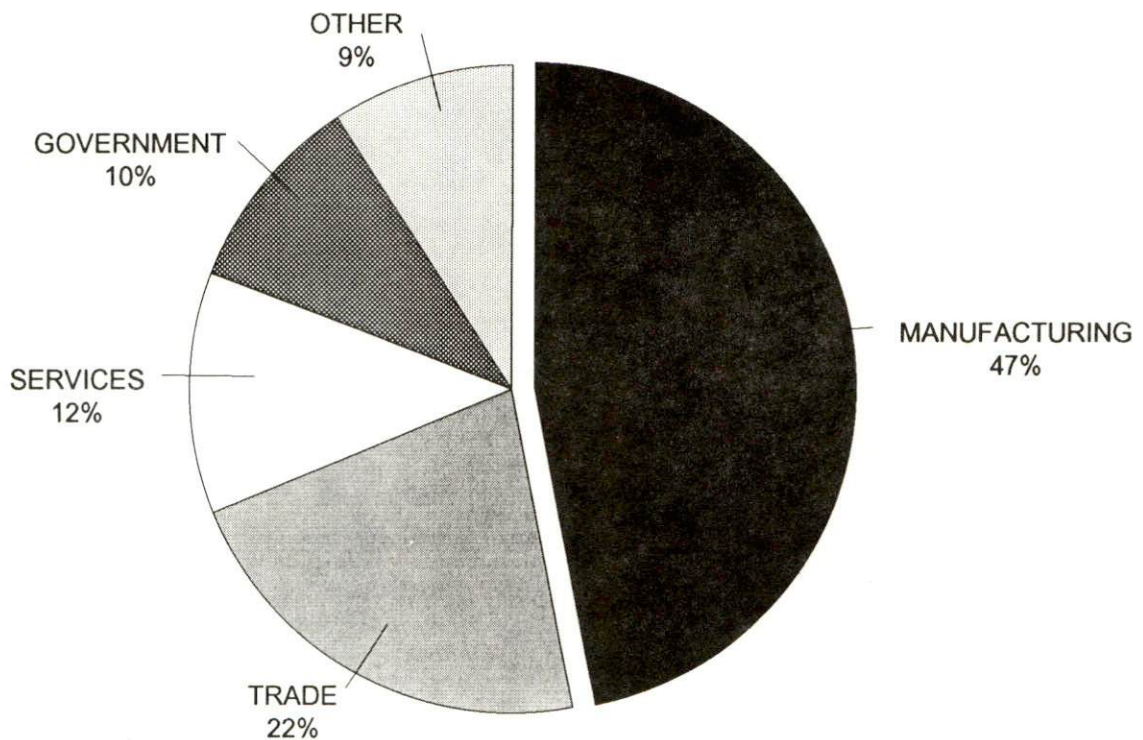


SELECTED COMPONENTS OF NONAGRICULTURAL EMPLOYMENT  
BY PLACE OF WORK, 1992

	<u>Simpson County</u>	<u>Labor Market Area</u>
All Industries (total)	7,037	57,944
Manufacturing	3,333	16,602
Wholesale & Retail Trade	1,540	14,974
Services	791	11,801
State/Local Government	711	7,720
Contract Construction	112	2,493

**Note:** Excludes domestic workers, railway workers, certain nonprofit corporations, majority of federal government workers, and self-employed workers.  
**Source:** Kentucky Cabinet for Human Resources, Average Monthly Workers Covered by Kentucky Unemployment Insurance Law, 1992.

SIMPSON COUNTY



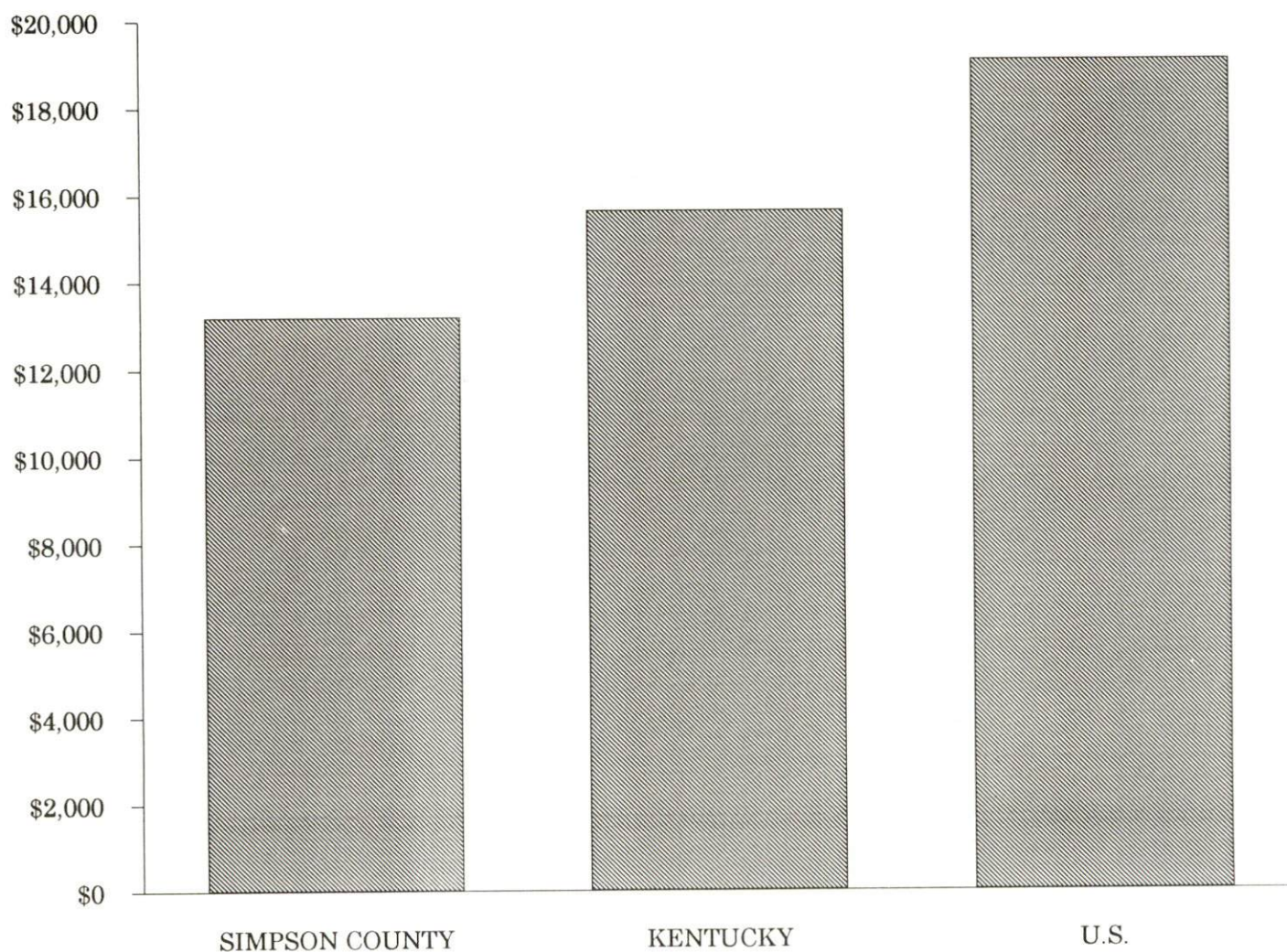


PER CAPITA PERSONAL INCOME

<u>Area</u>	<u>1987</u>	<u>1991</u>	<u>Percent Change</u>
Simpson County	\$11,293	\$13,196	16.9
Labor Market Area Range	\$10,087 - \$11,670	\$12,201 - \$15,570	-
Kentucky	\$12,216	\$15,626	27.9
U.S.	\$15,638	\$19,091	22.0

Source: U.S. Bureau of Economic Analysis, Regional Economic Information System, April 1993.

PER CAPITA PERSONAL INCOME  
1991



## AVERAGE PLACEMENT WAGES

---

Simpson County is served by the Bowling Green local office of the Kentucky Department for Employment Services. The focus of the following data is on job placements made by the Bowling Green local office and may therefore be used as an indicator of the wages which employers in the area pay new employees. During the twelve months which ended on June 30, 1993, the local employment office filled 4,966 job openings in various occupational categories. The average hourly wage for selected occupational categories were:

<u>OCCUPATIONAL CATEGORY</u>	<u>NUMBER OF PLACEMENTS</u>	<u>AVERAGE WAGE(\$)</u>
All Occupations	4,966	5.09
Clerical	948	5.05
Sales	82	4.72
Services (excluding domestic)	554	4.58
Agricultural, Fishery, Forestry, etc.	57	4.87
Processing	128	5.03
Machine Trades	558	5.85
Bench Work	1,318	4.71
Structural	207	6.05
Motor Freight/ Transportation	83	5.70
Packaging and Materials Handling	880	5.03
Other	80	6.69

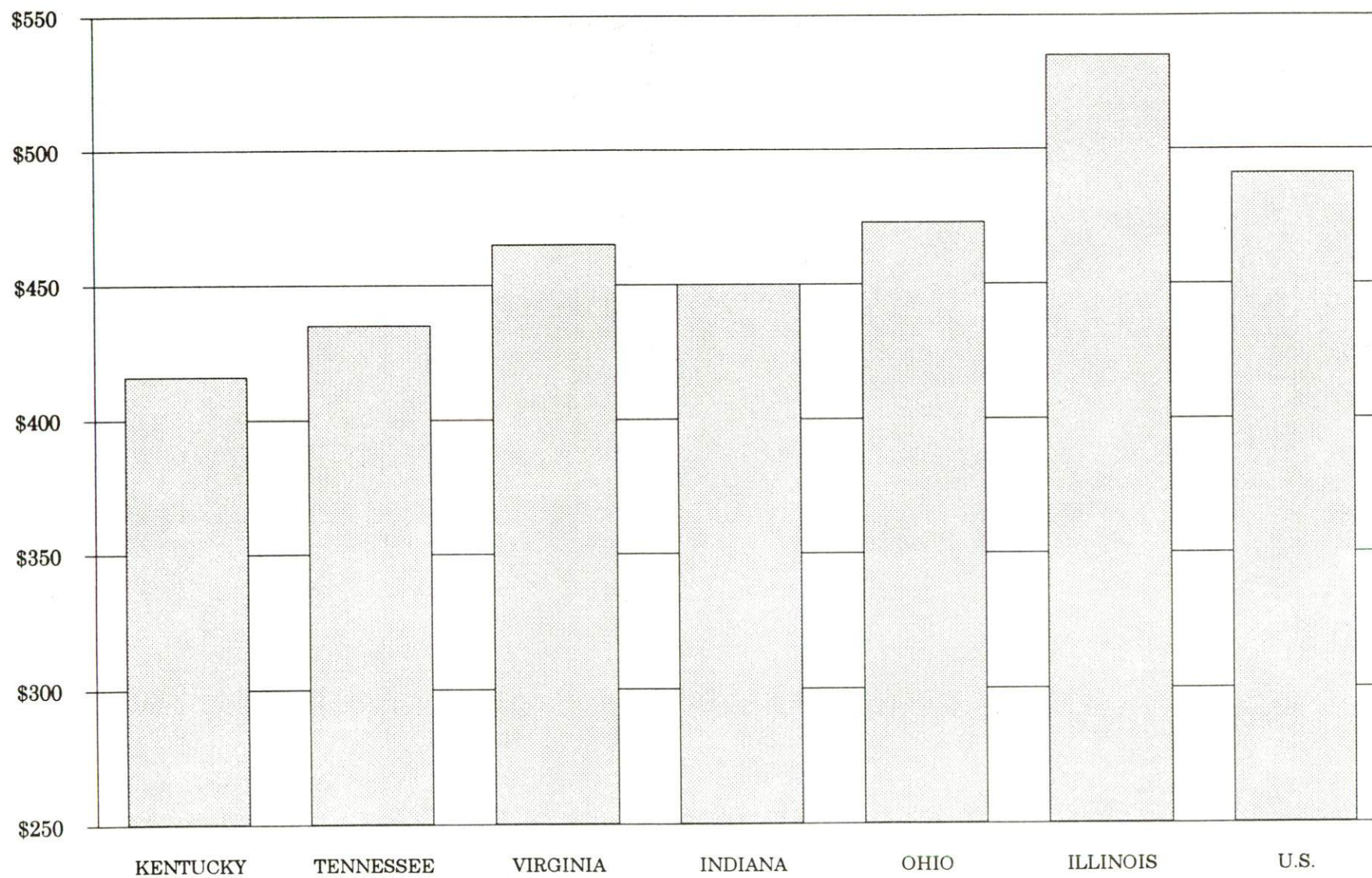
The Bowling Green local office also serves Allen, Butler, Edmonson, Logan, and Warren Counties. The above occupational categories are taken from the Dictionary of Occupational Titles published by the U.S. Department of Labor.

---

Source: Kentucky Cabinet for Human Resources, Department for Employment Services.



**AVERAGE WEEKLY WAGES OF WORKERS COVERED BY  
UNEMPLOYMENT INSURANCE - 1992**





AVERAGE WEEKLY WAGES BY INDUSTRY  
BY PLACE OF WORK, 1992\*

	<u>Simpson County</u>	<u>Kentucky (State- Wide)</u>	<u>Tennessee</u>	<u>Virginia</u>
All Industries	\$402.96	\$415.94	\$435.00	\$465.00
Mining & Quarrying	N/A	685.48	564.00	690.00
Contract Construction	248.47	431.97	456.00	456.00
Manufacturing	536.10	535.73	510.00	535.00
Transportation, Communications & Public Utilities	454.50	560.84	561.00	637.00
Wholesale & Retail Trade	232.28	282.29	N/A	N/A
Finance, Insurance & Real Estate	347.19	493.68	548.00	576.00
Services	218.68	371.91	419.00	483.00
State/Local Government	357.58	434.01	N/A	N/A
	<u>Indiana</u>	<u>Ohio</u>	<u>Illinois</u>	<u>U. S.</u>
All Industries	\$450.00	\$473.00	\$535.00	\$491.00
Mining & Quarrying	731.00	639.00	787.00	799.00
Contract Construction	504.00	525.00	658.00	527.00
Manufacturing	609.00	653.00	652.00	612.00
Transportation, Communications & Public Utilities	548.00	590.00	674.00	632.00
Wholesale & Retail Trade	N/A	N/A	N/A	N/A
Finance, Insurance & Real Estate	511.00	545.00	728.00	670.00
Services	386.00	419.00	488.00	468.00
State/Local Government	N/A	N/A	N/A	N/A

\* Wages for U.S. and surrounding states rounded to nearest dollar.

N/A Not Available.

Note: The average weekly wage for each category includes the salaries and wages of all persons working for that type business. For example, the manufacturing category includes both production workers and administrative personnel. Excludes domestic workers, railway workers, certain nonprofit corporations, majority of federal government workers, and self-employed workers.

Source: Kentucky Cabinet for Human Resources, Average Weekly Wages of Workers Covered by Kentucky Unemployment Insurance Law, 1992. U.S. Department of Labor, Bureau of Labor Statistics, Employment and Wages, Annual Averages, 1992, October 1993.

## EXISTING INDUSTRY

### MAJOR FRANKLIN MANUFACTURING FIRMS, THEIR PRODUCTS AND EMPLOYMENT\*

<u>Firm</u> <u>(Establishment date)</u>	<u>Product</u>	<u>1993</u> <u>Average Employment</u>
Alliance Rubber Company, Inc. (1958)	Rubberbands	25
Bowling Green Concrete (1989)	Ready-mixed concrete	30
Brown Printing Company, Franklin Division (1979)	Catalogs, magazines, and newspaper inserts	527
C & M Metals, Inc. (1984)	Metal roofing, siding, steel partitions, and fabricated metal beams	25
The Franklin Favorite WFKN, Inc. (1857)	Commercial printing, newspaper	24
Franklin Precision Industry, Inc. (1989)	Throttle body for automobiles	30
Fruit of the Loom, Inc. (1992)	Men's and boys' t-shirts	320
Globe Business Furniture, Franklin Division (1984)	Wooden chairs, office furniture	191
Jefferson Smurfit Corporation (1982)	Paper cores	30
Kendall Company-Adhesive Plant (1962)	Consumer and hospital adhesive tapes, industrial adhesive tape products	450
Kendall Company-Polyken Plant (1956)	Plastic pipeline coating tape, industrial adhesive tapes	350
National Dust Control Service (1986)	Dust mops, wet mops, entry mats	60
Old Kentucky Leathers (1989)	Textile dyeing	25
Outokumpu American Brass (1966)	Welded copper air conditioning tubing	150
Pig Improvement Company (1960)	Feed	422
Potter & Brumfield, Inc. A Siemens Company (1956)	Electric relays and solenoids	235
Prep SAT (1990)	Magazine and catalog production film	85
Printers, Inc. (1979)	Silk screen and offset printing, commercial printing	23

(Continued)

<u>Firm</u> <u>(Establishment date)</u>	<u>Product</u>	<u>1993</u> <u>Average Employment</u>
Pro-Wash (1990)	Stone, bleach, and enzyme washing for jeans	200
Sealed Power Corporation, Sealed Power Tech (1972)	Small engine piston rings, transmissions rings	250
Sealed Power Corporation, Steel Products Plant (1987)	Steel oil ring expanders and steel piston rings	77
Silgan Plastics (1978)	Plastic bottles for cosmetics, food and beverage, and personal care	175
Weyerhaeuser Company (1970)	Corrugated shipping containers	187

---

\* Manufacturing firms with 20 or more employees.

Sources: Kentucky Cabinet for Economic Development, Division of Research;  
Franklin-Simpson County Chamber of Commerce.

### RECENT INDUSTRIAL DEVELOPMENTS

Cagle's, Inc. based in Atlanta, announced its plans to open in 1995 a poultry plant in Franklin. The plant will maintain a hatchery, a processing section and a seed mill. At full production, the operation will employ 1,600 workers and represent an overall investment of forty-seven million dollars.

### LABOR ORGANIZATIONS IN MANUFACTURING FIRMS

<u>Union</u>	<u>Representing workers at:</u>
International Union of Electronic, Electrical, Technical, Salaried, Machine and Furniture Workers, AFL-CIO	Globe Business Furniture, Franklin Division
United Paperworkers International Union, AFL-CIO	Jefferson Smurfit Corporation



# SELECTED INDUSTRIAL SERVICES

<u>Types of Services</u>	<u>Location</u>	<u>Mileage from Franklin</u>
Custom Plastics Producers	Franklin, Kentucky	-
Electric Motor Repair	Franklin, Kentucky	-
Heat Treating Facilities	Nashville, Tennessee	43
Industrial Waste Removal	Bowling Green, Kentucky	21
	Russellville, Kentucky	22
Machine Shops, Tool & Die	Woodburn, Kentucky	9
Metal Castings	Bowling Green, Kentucky	21
	Russellville, Kentucky	22
Metal Finishers	Franklin, Kentucky	-
Metal Service Centers	Bowling Green, Kentucky	21
Millwrights & Riggers	Franklin, Kentucky	-

Sources: Kentucky Cabinet for Economic Development, Division of Research.

## TRANSPORTATION

### Highways

Major highways directly serving Franklin include U.S. Highway 31W and Kentucky Route 100, both "AAA"-rated trucking highways (80,000-pound gross load limit). Interchanges of Interstate 65, a major north-south corridor, are located three miles east of Franklin via Kentucky 100 and four miles south via U.S. 31W. Other highways serving Franklin include Kentucky Routes 383 and 73.

Interstate 65 provides easy access to the Green River Parkway, 17 miles north of Franklin, and to the Cumberland Parkway, 40 miles northeast. Other major interstate highway systems are accessible via Interstate 65 near Louisville, 138 miles north; and near Nashville, Tennessee, 41 miles south of Franklin.

HIGHWAY MILES FROM FRANKLIN, KENTUCKY,  
TO SELECTED MARKET CENTERS

City	Highway Miles	City	Highway Miles
Atlanta, GA	282	Los Angeles, CA	2,035
Baltimore, MD	702	Louisville, KY	135
Birmingham, AL	231	Nashville, TN	44
Chicago, IL	411	New Orleans, LA	564
Cincinnati, OH	235	New York, NY	885
Cleveland, OH	482	Pittsburgh, PA	513
Detroit, MI	493	St. Louis, MO	291
Knoxville, TN	222		

Note: Mileage computations are via the best interstate or primary highways, not necessarily the most direct route of travel.

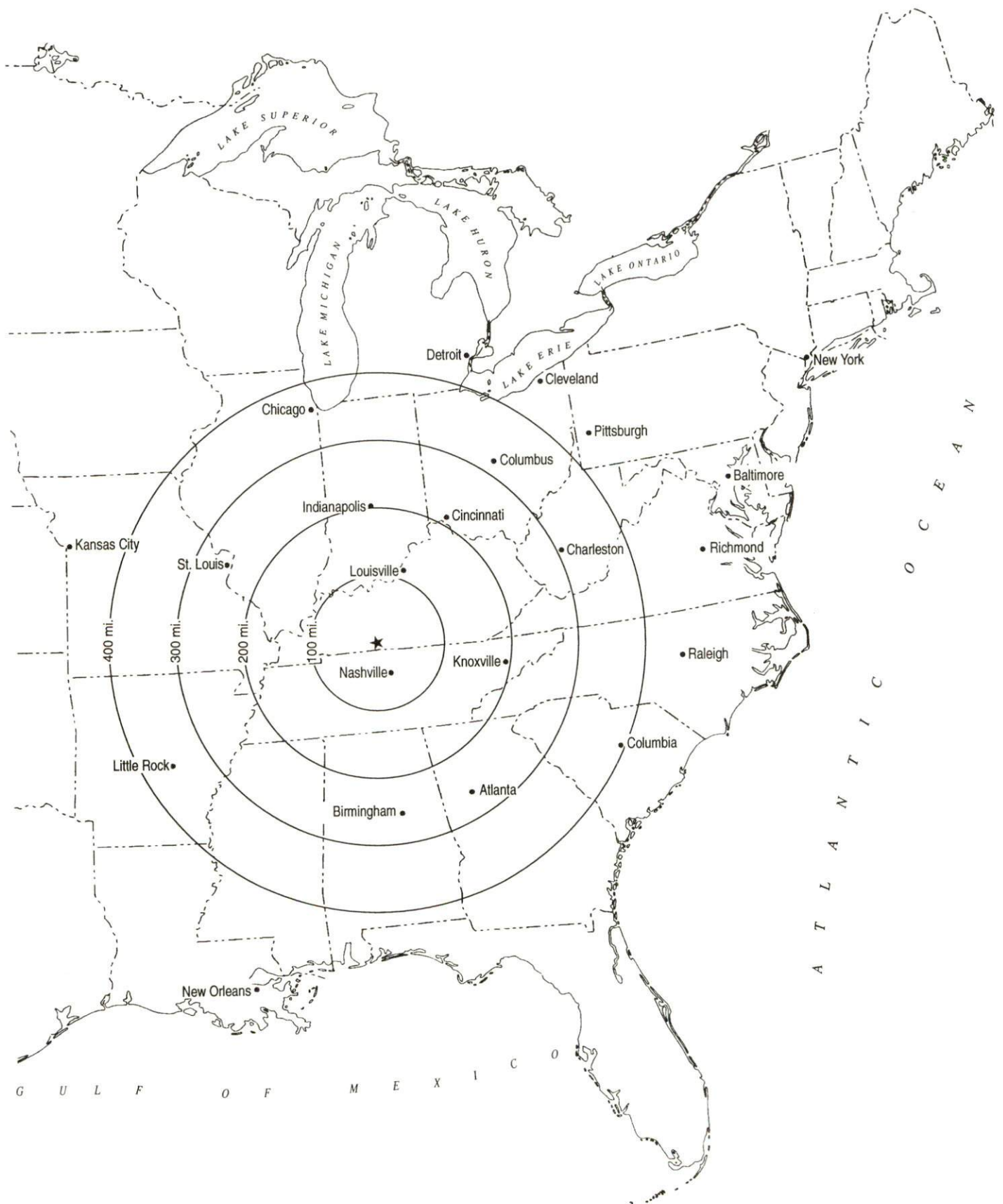
Sources: Rand McNally Standard Highway Mileage Guide, 1990. Official Kentucky Mileage Map, 1985.

### Truck Service

Twenty-nine common carrier trucking companies provide interstate and/or intrastate service to Franklin. One terminal operates locally.

Source: American Motor Carrier Directory, Spring 1994.

# Selected Market Centers





## Rail

CSX Transportation provides main line rail service to Franklin and provides the nearest intermodal facilities at Nashville, Tennessee, 44 miles south of Franklin.

For details on routing, schedules, rates, and services contact:

Manager  
Industrial Development  
CSX Transportation  
9420 Bunsen Parkway  
Suite 212  
Louisville, Kentucky 40220  
(502) 499-3025

## Air

### Nearest Airport

Location:	Bowling Green-Warren County Regional Airport 2 miles southeast of Bowling Green, Kentucky; 19 miles north of Franklin
Runways:	2 paved
Length:	6,500 feet and 4,000 feet
Traffic	
Control:	Wind tee, airport advisory service
Lighting:	Runways, obstructions, taxiways, beacon, wind tee, strobes approach to 3, VASI
Services:	100 octane and jet-A fuel, storage, major and minor A & P repairs, charter plane rental, FAA flight service station, taxi and rental car
Air Freight Service:	Chartered air freight service must be arranged

### Nearest International Airport

Location:	Nashville International Airport 6 miles southeast of Nashville, Tennessee; 50 miles south of Franklin
Air Service:	American, ComAir, Delta, American Eagle, Northwest, Atlantic Southeast, Southwest, TWA, United, USAir, USAir Express
Daily Arrivals & Departures:	694

## UTILITIES

### Electricity

Company serving **Franklin** - Franklin Electric Plant Board  
Source of power - Tennessee Valley Authority  
For industrial rates contact:

South Kentucky Industrial Development  
Association, Inc.  
P.O. Box 726  
Hopkinsville, Kentucky 42241-0726  
(502) 885-5392 Fax (502) 885-9451

and/or

Franklin Electric Plant Board  
P.O. Box 349  
Franklin, Kentucky 42135  
(502) 586-4441

Company serving a major portion of **Simpson County** - Warren Rural  
Electric Cooperative Corporation  
Source of power - Tennessee Valley Authority  
For industrial rates contact:

South Kentucky Industrial Development  
Association, Inc.  
P.O. Box 726  
Hopkinsville, Kentucky 42241-0726  
(502) 885-5392 Fax (502) 885-9451

and/or

Warren Rural Electric Cooperative  
Corporation  
P.O. Box 1118  
Bowling Green, Kentucky 42102  
(502) 842-6541 or (502) 586-3443

### Natural Gas

Company serving **Franklin** - Western Kentucky Gas Company  
Source of supply - Texas Gas Transmission Corporation  
For rates and supplies contact:

Western Kentucky Gas Company  
P.O. Box 866  
Owensboro, Kentucky 42302  
(502) 685-8069

## Public Water Supply

Company serving Franklin -	Franklin Water Department P.O. Box 2835 Franklin, Kentucky 42135-2835 (502) 586-5431
Source -	West Fork Drakes Creek
Treatment plant capacity -	5,000,000 gallons per day
Average daily consumption -	1,500,000 gallons
Peak daily consumption -	3,000,000 gallons
Storage capacity -	4,250,000 gallons
Water pressure -	45 psi to 125 psi
Name of water district -	Simpson County Water District 951 Fairview Avenue P.O. Box 1118 Bowling Green, Kentucky 42102-1118 (502) 842-0052
Area served -	Simpson County
Source of supply of treated water -	White House Utility District
Amount of water that can be purchased -	2,050,000 gallons per day
Average daily consumption -	771,669 gallons
Peak daily consumption -	1,203,700 gallons
Storage capacity -	1,150,000 gallons
Water pressure -	35 psi to 145 psi

## Sewerage

Company serving Franklin -	Franklin Sewer Department P.O. Box 2835 Franklin, Kentucky 42135-2835 (502) 586-7944
Design capacity -	3,200,000 gallons per day
Average daily flow -	3,147,000 gallons
Type of treatment -	Primary
Treated effluent discharged into -	West Fork Drakes Creek

Franklin Sewer Department is presently making improvements to its existing sewer system which will correct inflow and infiltration problems thereby increasing its overall treatment capacity. The project will reach completion by August 1994.



## CLIMATE

### Simpson County

#### Temperature

Normal (30-year record)	59.20 degrees
Average annual 1992	59.10 degrees
Record highest, July 1952 (53-year record)	107.00 degrees
Record lowest, January 1985 (53-year record)	-17.00 degrees
Normal heating degree days (30-year record)	3,756
(Heating degree day totals are the sums of negative departures of average daily temperatures from 65 degrees F.)	

#### Precipitation

Normal (30-year record)	48.49 inches
Mean annual snowfall (51-year record)	10.30 inches
Total precipitation 1992	39.84 inches
Mean number days precipitation (.01 inch or more) (51-year record)	118.50
Mean number days thunderstorms (51-year record)	52.80

#### Prevailing winds (through 1963)

South

#### Relative Humidity (27-year record)

Midnight	79 percent
6 a.m.	84 percent
Noon	57 percent
6 p.m.	61 percent

Source: U.S. Department of Commerce, Environmental Science Services Administration, Climatological Data, 1992. Station of record: Nashville, Tennessee.

## LOCAL GOVERNMENT

### Structure

Franklin is governed by a mayor, four commissioners, and a full-time city manager. The mayor serves a four-year term, while the commissioners each serve two-year terms. Simpson County is governed by a county judge/executive and four magistrates. Each county official serves a four-year term.

### Planning and Zoning

Joint agency - Franklin-Simpson Joint Planning and Zoning Commission

Participating cities - Franklin

Zoning enforced - All areas

Subdivision regulations enforced - All areas

Local codes enforced - Building and housing in all areas

Mandatory state codes enforced - Kentucky Plumbing Code, National

Electric Code, Kentucky Boiler Regulations and Standards, Kentucky

Building Code (modeled after BOCA code)

### Local Fees and Licenses

The City of Franklin levies an occupational license tax of one percent (maximum is F.I.C.A. limit) on wages, salaries, commissions for activities conducted within the corporate limits. The City of Franklin also levies an annual business license fee for manufacturers. The fee is \$20 per employee annually with a minimum fee of \$100. All other businesses are levied a fee based upon annual gross receipts at a rate of six hundredths of one percent for the first \$1,000,000 and one hundredth of one percent for gross receipts greater than \$1,000,000 and less than \$10,000,000, and five thousandths of one percent for all gross receipts over \$10,000,000. The minimum fee is \$100.

## PROPERTY TAXES

The Kentucky Constitution requires the state to tax all classes of taxable property, and state statutes allow local jurisdictions to tax only a few classes. All locally taxed property is subject to county taxes and school district taxes (either a county school district or an independent school district). Property located inside of city limits may also be subject to city property taxes.

Special local taxing jurisdictions (fire protection districts, watershed districts, and sanitation districts) levy taxes within their operating areas (usually a small portion of community or county).

Property assessments in Kentucky are at 100% fair cash value. Accounts receivable are taxed at 85% of face value.

### **STATE PROPERTY TAX RATES PER \$100 VALUATION**

<u>Selected Classes of Property</u>	<u>1993 State Rate</u>	<u>Local Taxation Permitted</u>
Real Estate	\$0.180	YES
Manufacturing Machinery	0.150	NO
Pollution Control Equipment	0.150	NO
Inventories		
Raw Materials	0.050	NO
Goods in Process	0.050	NO
Finished Goods	0.050	YES
Motor Vehicles	0.450	YES
Other Tangible Personal Property	0.450	YES
Intangibles (Accounts Receivable, Money on Hand)	0.250	NO

### **LOCAL PROPERTY TAX RATES PER \$100 VALUATION, 1993**

<u>Taxing Jurisdiction</u>	<u>Real Estate</u>	<u>Finished Goods &amp; Tangibles</u>	<u>Motor Vehicles</u>
Simpson County	\$0.2050	\$0.2360	\$0.2389
School Districts:			
Simpson County	0.3820	0.3820	0.5460
Cities:			
Franklin	0.1740	0.1740	0.1871



## EDUCATION

### Public Schools

	Simpson County
Total Enrollment (Fall, 1993)	2,850
Accreditation	Southern Association of Colleges and Schools
Pupil-Teacher Ratio (1991-92)	17.2-1
Percent High School Graduates to College (1991-92)	51.5
Expenditures Per Pupil (1991-92)	\$3,596.22

### Nonpublic Schools

<u>School</u>	<u>Enrollment</u>	<u>Grades</u>
Faith Academy	32	K-12
Franklin Mennonite Elementary	24	1-8

### Area Colleges and Universities

<u>Name</u>	<u>Location (Miles distant)</u>	<u>Enrollment (Fall, 1993)</u>
Western Kentucky University	Bowling Green, Kentucky (21)	15,335
Belmont College	Nashville, Tennessee (44)	2,871
David Lipscomb College	Nashville, Tennessee (44)	2,335
Fisk University	Nashville, Tennessee (44)	854
Free Will Baptist Bible College	Nashville, Tennessee (44)	334
Meharry Medical College	Nashville, Tennessee (44)	848
Trevecca Nazarene College	Nashville, Tennessee (44)	1,357
Tennessee State University	Nashville, Tennessee (44)	7,851
Vanderbilt University	Nashville, Tennessee (44)	9,853

## VOCATIONAL-TECHNICAL TRAINING

Kentucky Tech schools are operated by the Cabinet for Workforce Development and provide secondary (Sec) and postsecondary (P/S) vocational-technical training.

<u>Kentucky Tech Schools</u>	<u>Location (Mileage from Franklin)</u>	<u>Number of Program Offerings</u>	<u>Cumulative Enrollment 1992-1993</u>	<u>Approximate Number Completing Programs Annually</u>
Kentucky Advanced Technology Center	Bowling Green (21)	2	<u>P/S</u> 181	32
Bowling Green State Vocational- Technical School	Bowling Green (21)	23	<u>Sec</u> <u>P/S</u> 263 364	266
Russellville Area Vocational Education Center	Russellville (22)	8	<u>Sec</u> <u>P/S</u> 152 9	58

### Other Vocational Schools

Allen County Area Vocational Education Center	Scottsville (24)	6	<u>Sec</u> 400	15
---	------------------	---	-------------------	----

### Customized Training

The Kentucky Tech system, through its Training and Development Coordinators, will provide technical assistance and will identify and develop low-cost customized training programs and services for both established and prospective businesses. Businesses wanting to establish a customized training program should simply contact a Training and Development Coordinator located on the campus of Bowling Green SVTS.

### Assessment Services

Kentucky Tech Career Connections offers to business, education, and government agencies testing packages for evaluating job applicants, selecting employees for promotional consideration and developing training programs within the organization. A Career Connections Assessment Center is located on the campus of Bowling Green SVTS.

### Tech Prep

Tech Prep is a combined secondary and postsecondary program of studies that leads to an associate degree or diploma in a vocational-technical field. Franklin-Simpson along with Bowling Green SVTS, the Kentucky Advanced Technology Center and Western Kentucky University, is currently in the second year implementation of a tech prep program in Agriculture and Industrial Technology.

### Adult Education Services

Adult education programs are available to adults who want to develop new skills, improve basic skills or earn a high school equivalency diploma. In Franklin, adult literacy is provided through the Simpson County Literacy Program and adult education is provided through the Simpson County Board of Education.

### Bluegrass State Skills Corporation

The Bluegrass State Skills Corporation, an independent public corporation created and funded by the Kentucky General Assembly, provides programs of skills training to meet the needs of business and industry from entry level to advanced training, and from upgrading present employees to retraining experienced workers.

The Bluegrass State Skills Corporation is a major source for skills training assistance for a new or existing company. The Corporation works in partnership with other employment and job training resources and programs, as well as Kentucky's economic development activities, to package a program customized to meet the specific needs of a company.



## OTHER LOCAL FACILITIES

### Local Medical Personnel

Physicians - 7  
Dentists - 9  
Chiropractors - 3

### Hospitals

<u>General Hospital</u>	<u>Location</u>	<u>Beds</u>
Franklin-Simpson Memorial Hospital	Franklin	50

Medical staff - Seven active physicians, thirteen registered nurses,  
seven licensed practical nurses

The hospital provides a full-service, 24-hour emergency room. The modern emergency trauma area was completed in 1993 as part of a major renovation project which included the opening of a new intensive care unit. In addition, the hospital also offers a lighted heloport which provides air access to Nashville, Tennessee hospitals within 30 minutes.

### Other Medical Facilities and Services

Barren River Comprehensive Care Center  
Simpson County Health Department  
Simpson County Ambulance Service  
Kimberly Home Health Care

### Banks and Savings & Loan Associations

Franklin Bank & Trust Company  
Simpson County Bank  
First American National Bank

### Newspapers

The Franklin Favorite (weekly)  
The Local (bi-weekly)

### Telephone Service

South Central Bell

## RECREATION

### Local

Franklin and Simpson County provides an array of excellent recreational facilities the entire family can enjoy.

Franklin features a well-maintained city park with a community building. Featuring a fully-equipped kitchen and a recreation area, the building is available for civic meetings and family gatherings. Two mini-parks and four well-equipped playgrounds afford the youngsters excellent facilities. In addition, a swimming pool, eight tennis courts, four baseball diamonds, a football field, and a golf driving range at the city park are all available.

Private recreational facilities include the Franklin Country Club with an 18-hole golf course, a swimming pool and four tennis courts. A private 18-hole golf course with a driving range is currently under construction and projected to open in April of 1994. A drive-in movie theater is also available locally.

The Franklin-Simpson Arts Council produces a series of plays, art shows and concerts throughout the year. Performances are held at the Goodnight Auditorium, an 800-seat civic center.

Kentucky's newest thoroughbred race track opened in Simpson County in 1990. Located just south of Franklin, in southern Simpson County, the Dueling Grounds Race Course is the only steeplechase track in the state licensed to conduct pari-mutuel wagering. The \$750,000 feature race in October showcases steeplechasers from around the world.

Annual events in Franklin include the Franklin-Simpson County Fair in July, the Southern Kentucky Antique Car Association Car Show and Craft Fair in August and the Garden Spot Trot (a five-mile run), sponsored by the Franklin-Simpson Chamber of Commerce, also held in August.

### Area (Within 65 miles)

Barren River Lake State Resort Park  
Jefferson Davis Monument State Historic Site  
Lake Malone State Park  
Mammoth Cave National Park  
Nolin River Lake  
Old Mulkey Meeting House State Historic Site  
Shakertown at South Union