

1990

Industrial Resources: Marshall County

Kentucky Library Research Collections
Western Kentucky University, spcol@wku.edu

Follow this and additional works at: https://digitalcommons.wku.edu/marshall_cty

 Part of the [Business Administration, Management, and Operations Commons](#), [Growth and Development Commons](#), and the [Infrastructure Commons](#)


Recommended Citation

Kentucky Library Research Collections, "Industrial Resources: Marshall County" (1990). *Marshall County*. Paper 5.
https://digitalcommons.wku.edu/marshall_cty/5

This Report is brought to you for free and open access by TopSCHOLAR®. It has been accepted for inclusion in Marshall County by an authorized administrator of TopSCHOLAR®. For more information, please contact topscholar@wku.edu.

R
45
Resources for Economic Development

Marshall County



KENTUCKY
Open for Business

RESOURCES FOR ECONOMIC DEVELOPMENT
MARSHALL COUNTY, KENTUCKY

Prepared by
The Kentucky Cabinet for Economic Development
Division of Research and Planning
in cooperation with
Marshall County Chamber of Commerce

1990

Division Director - Pamela K. Riley; program coordinator - Keith Roberts; research - Barry K. Holder, Jr.; clerical - Wanda Sharp; graphics - Robert Owens, Pat Coleman; cartography - Edwin Scott, Dave Clark. Cost of printing paid from state funds.

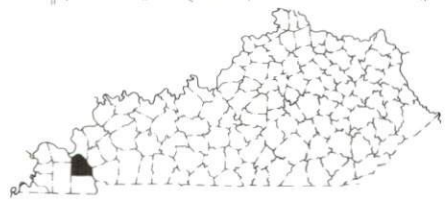
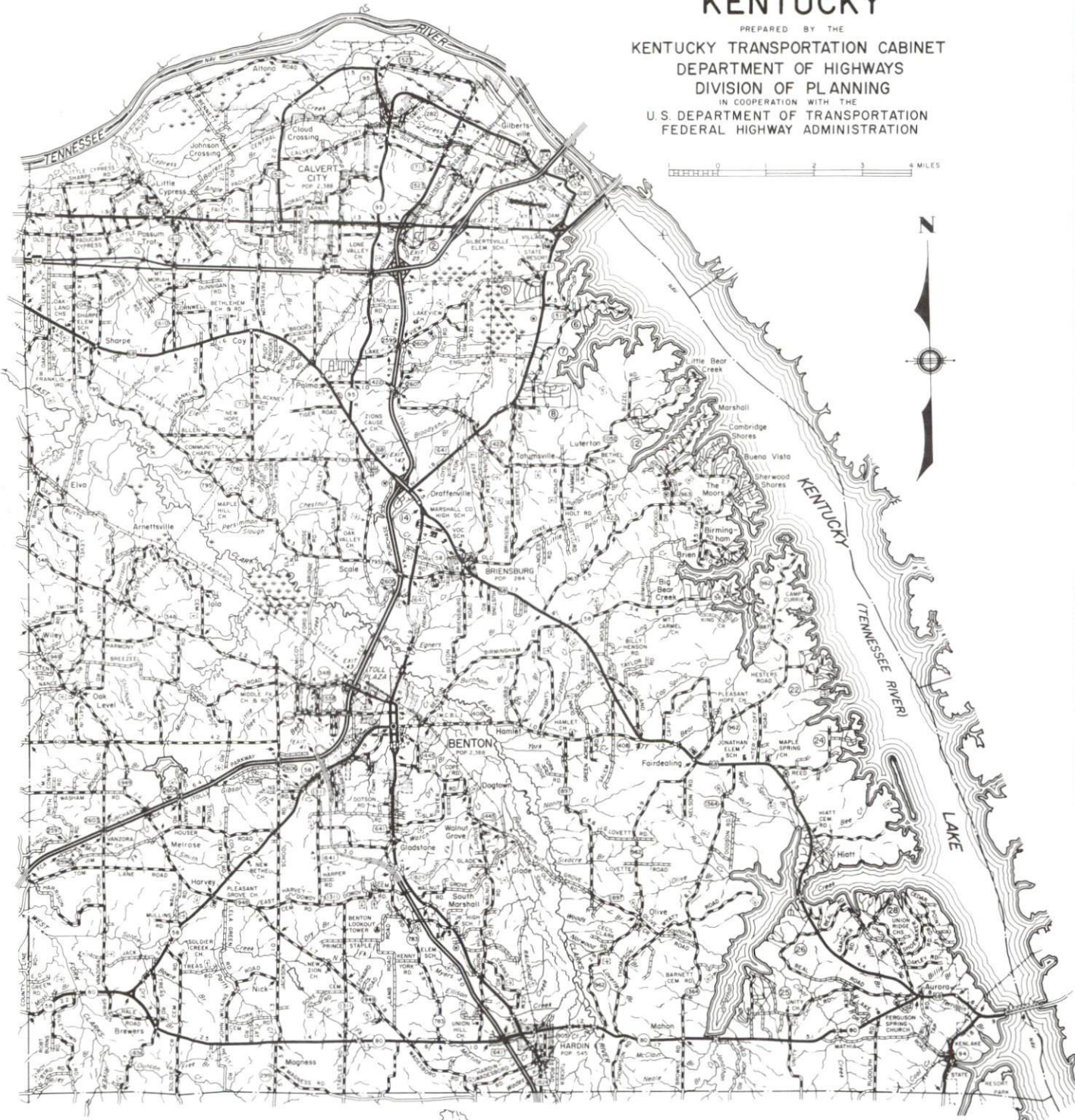
TABLE OF CONTENTS

<u>Chapter</u>	<u>Page</u>
MARSHALL COUNTY, KENTUCKY - A RESOURCE PROFILE	1
THE LABOR MARKET STATISTICS	2
Labor Market Area Map	2
Population	3
Population Projections	3
Estimated Labor Supply	3
Labor Force Characteristics of Residents, 1989	4
Selected Components of Nonagricultural Employment, by Place of Work, 1988	5
Per Capita Personal Income	6
Average Placement Wages	7
Average Weekly Wages of Workers Covered by Unemployment Insurance F. Y. 1987-88 - Bar Chart	8
Average Weekly Wages by Industry, by Place of Work, 1988	9
EXISTING INDUSTRY	10
Marshall County Manufacturing Firms, Their Products and Employment	10
Labor Organizations in Manufacturing Firms	12
Selected Industrial Services	13
TRANSPORTATION	14
Highways	14
Truck Service	14
Selected Market Location Map	15
Rail	16
Air	16
Water	17
UTILITIES	18
Electricity	18
Natural Gas	19
Public Water Supply	19
Sewerage	21
CLIMATE	23

<u>Chapter</u>	<u>Page</u>
LOCAL GOVERNMENT	24
Structure	24
Planning and Zoning	24
Local Fees and Licenses	24
State and Local Property Taxes	25
Combined State and Local Rates Per \$100 Valuation, 1989	25
EDUCATION	27
Public Schools	27
Nonpublic Schools	27
Area Colleges and Universities	27
Vocational Training	28
OTHER LOCAL FACILITIES	29
Local Medical Personnel	29
Hospitals	29
Other Medical Facilities and Services	30
Banks and Savings & Loan Associations	30
Newspapers	30
Telephone Service	30
RECREATION	31
COMMUNITY IMPROVEMENTS	32

GENERAL HIGHWAY MAP MARSHALL COUNTY KENTUCKY

PREPARED BY THE
KENTUCKY TRANSPORTATION CABINET
DEPARTMENT OF HIGHWAYS
DIVISION OF PLANNING
IN COOPERATION WITH THE
U.S. DEPARTMENT OF TRANSPORTATION
FEDERAL HIGHWAY ADMINISTRATION



MARSHALL COUNTY, KENTUCKY - A RESOURCE PROFILE

Marshall County is located in the Jackson Purchase Region of western Kentucky. The Tennessee River flows along the northern boundary of the county while Kentucky Lake forms the eastern boundary. Benton, the county seat of Marshall County, is located 131 miles northwest of Nashville, Tennessee; 196 miles southeast of St. Louis, Missouri; and 206 miles southwest of Louisville, Kentucky. Calvert City is 12 miles north of Benton and Hardin is 7 miles south of Benton.

Marshall County covers a total land area of 304 square miles. In 1988, Marshall County had an estimated population of 26,700 with 3,670 persons residing in Benton, 2,320 in Calvert City, and 600 in Hardin.

The Economic Framework - The total number of Marshall County residents employed in 1989 averaged 10,647. In 1988, manufacturing firms in the county reported 2,651 employees; wholesale and retail trade provided 1,601 jobs; 924 people were employed in service occupations; state and local government accounted for 1,191 employees; and contract construction firms provided 764 jobs.

Labor Supply - There is a current estimated labor supply of 22,047 persons available for industrial jobs in the labor market area. In addition, from 1990 through 1994, 11,495 young persons in the area will become 18 years of age and potentially available for industrial jobs.

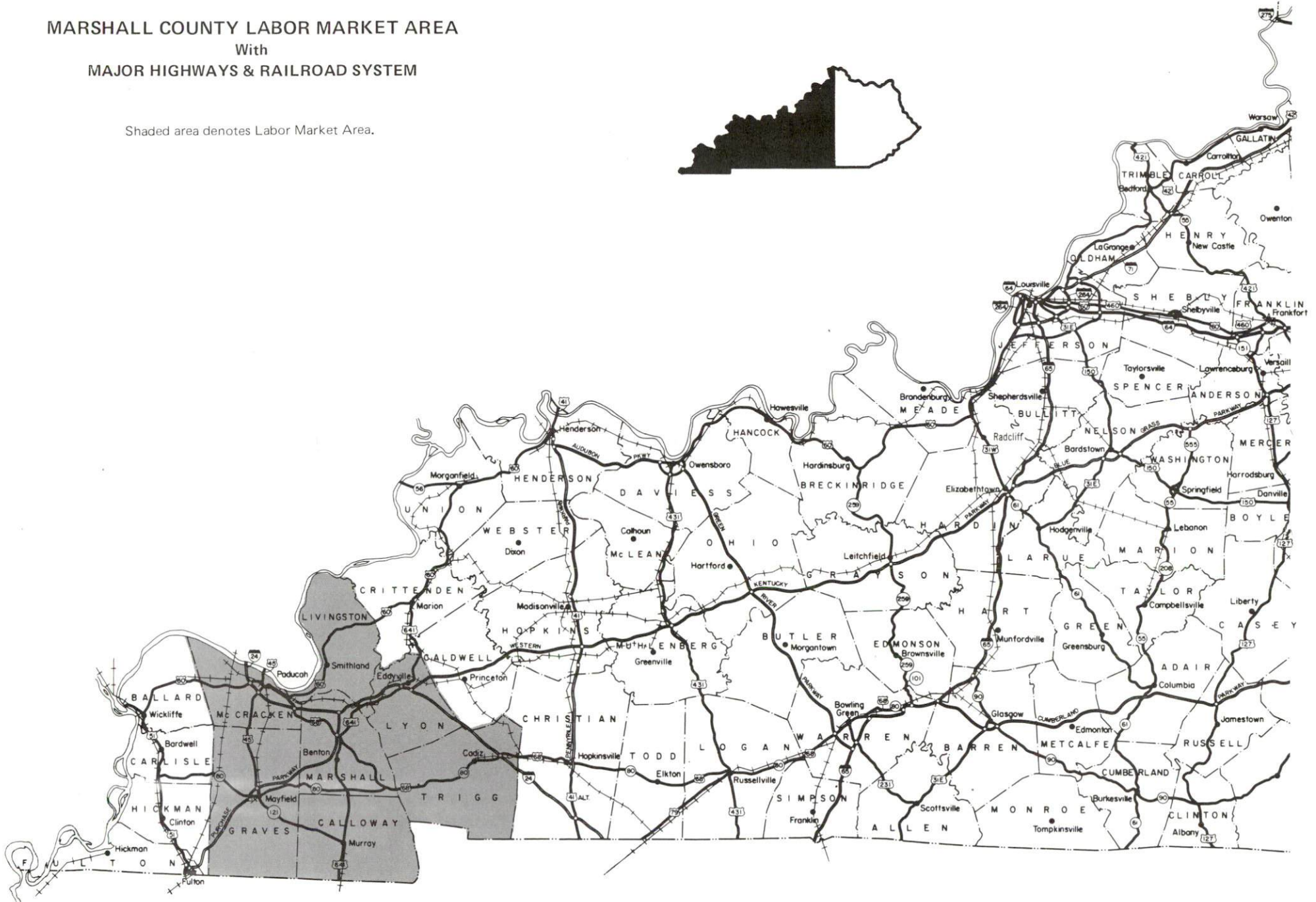

Transportation - Major highways serving Marshall County include Interstate 24, the Purchase Parkway; U.S. Highways 62, 68, and 641; and Kentucky Highway 80. Twenty trucking companies provide interstate and/or intrastate service to Marshall County. Paducah and Louisville Railway provides rail service to Calvert City, while J & J Railroad operates locally in Hardin. The nearest commercial airline service is available at Barkley Regional Airport near Paducah, 34 miles northwest of Benton. The Kentucky Dam Village State Resort Park Airport, 12 miles north of Benton, maintains a 4,000-foot paved runway to accommodate small aircraft. Two public riverports are located within 26 miles of Benton, including the Port of Lyon County and the Paducah-McCracken County Riverport.

Power and Fuel - Electric power is distributed in Benton by the Benton Electric System, in Calvert City by Jackson Purchase Electric Cooperative Corporation and in Hardin by West Kentucky Rural Electric Cooperative Corporation. Natural gas is distributed in Benton by Union Gas Company of Kentucky, in Calvert City by Western Kentucky Gas Company and in Hardin by Hardin Natural Gas System.

Education - The Marshall County School System, which is accredited by the Southern Association of Colleges and Schools, provides primary and secondary education to the county. Seven institutions of higher learning are located within 75 miles of Benton. Vocational training is available locally at the Marshall County Area Vocational Education Center in Benton and at the West Kentucky State Vocational-Technical School, 28 miles northwest of Benton in Paducah.

MARSHALL COUNTY LABOR MARKET AREA With MAJOR HIGHWAYS & RAILROAD SYSTEM

Shaded area denotes Labor Market Area.



LABOR MARKET STATISTICS

The Marshall County Labor Market Area includes Marshall County and the adjoining Kentucky counties of Calloway, Graves, Livingston, Lyon, McCracken, and Trigg.

	POPULATION		
	1988*	1980	1970
Labor Market Area	175,900	176,120	159,071
Benton	3,670	3,700	3,652
Calvert City	2,320	2,388	2,104
Hardin	600	545	522
Marshall County	26,700	25,637	20,381

* Population estimates.

Sources: U.S. Department of Commerce, Bureau of the Census, August 1989; November 1989.

	POPULATION PROJECTIONS			
	1995	2000	2010	2020
Labor Market Area	175,424	174,768	171,515	166,578
Marshall County	27,159	27,304	27,000	26,239

Source: University of Louisville, Urban Studies Center, State Data Center.

	ESTIMATED LABOR SUPPLY				
	Current				Future
	Total	Unemployed	Employed Part-Time	Not in Labor Force	Becoming 18 years of age 1990 thru 1994
Labor Market Area*	22,047	6,143	8,667	7,237	11,495
Marshall County	4,530	1,066	1,178	2,286	1,669

* Additional workers may be drawn from other nearby counties.

Note: Unemployed - persons unemployed and actively seeking work; Employed Part-Time - persons employed but working only 14 to 26 weeks per year; Not in Labor Force - represents the number of persons who would enter the labor force if suitable employment were available (based on the assumption that persons in Kentucky would like to participate in the labor force in the same proportion that they do nationally).

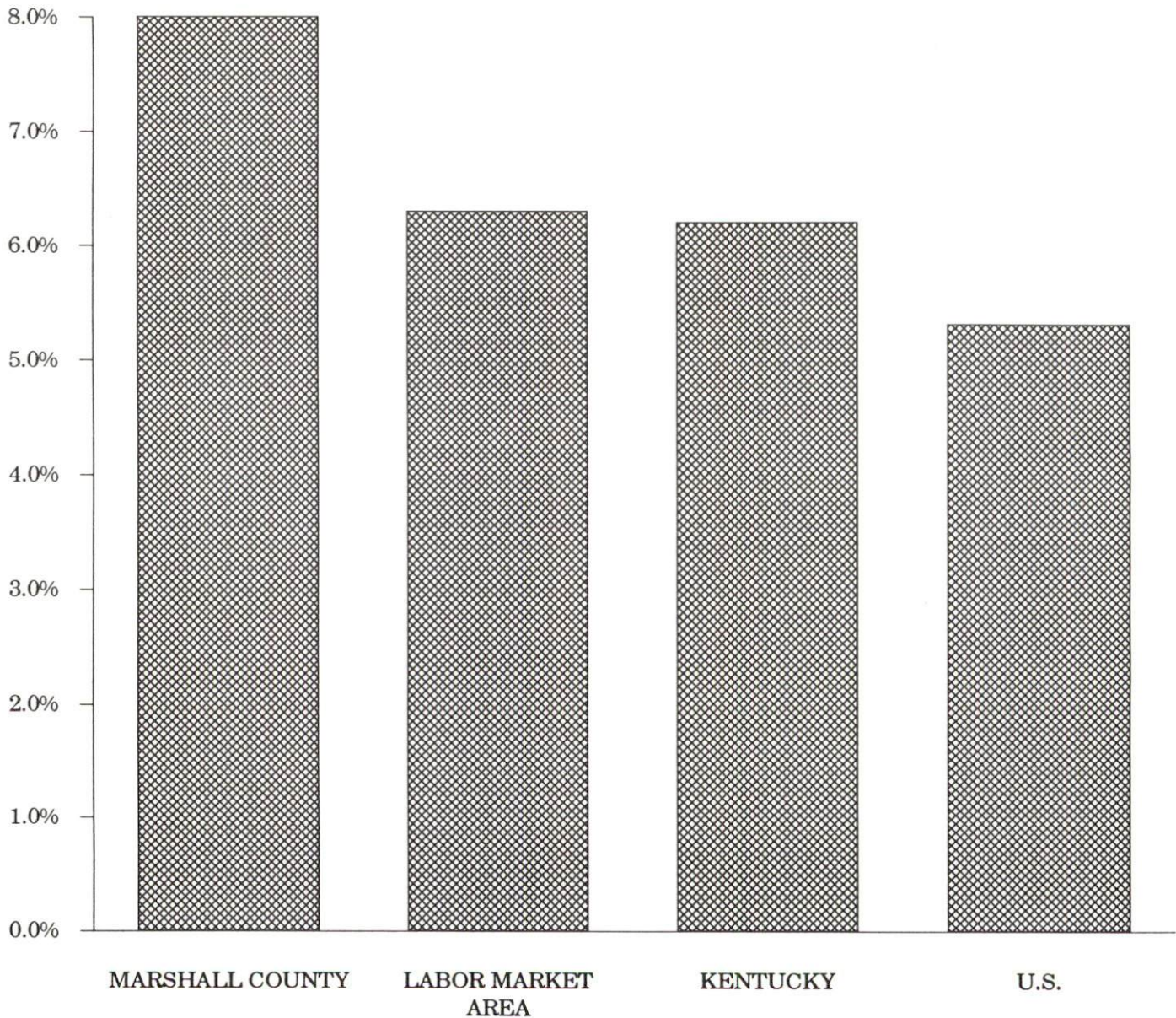
Sources: Kentucky Cabinet for Human Resources, Kentucky Labor Supply Estimates by County, 1988. Kentucky Cabinet for Economic Development, Future Labor Supply Becoming 18 Years of Age, 1990 thru 1994.

LABOR FORCE CHARACTERISTICS OF RESIDENTS, 1989

	Marshall County	Labor Market Area
Civilian Labor Force	11,575	83,263
Employment	10,647	77,877
Unemployment	928	5,212
Rate of Unemployment (%)	8.0	6.3

Source: Kentucky Cabinet for Human Resources, Kentucky Labor Force Estimates, Annual Averages, 1989.

UNEMPLOYMENT RATES
1989

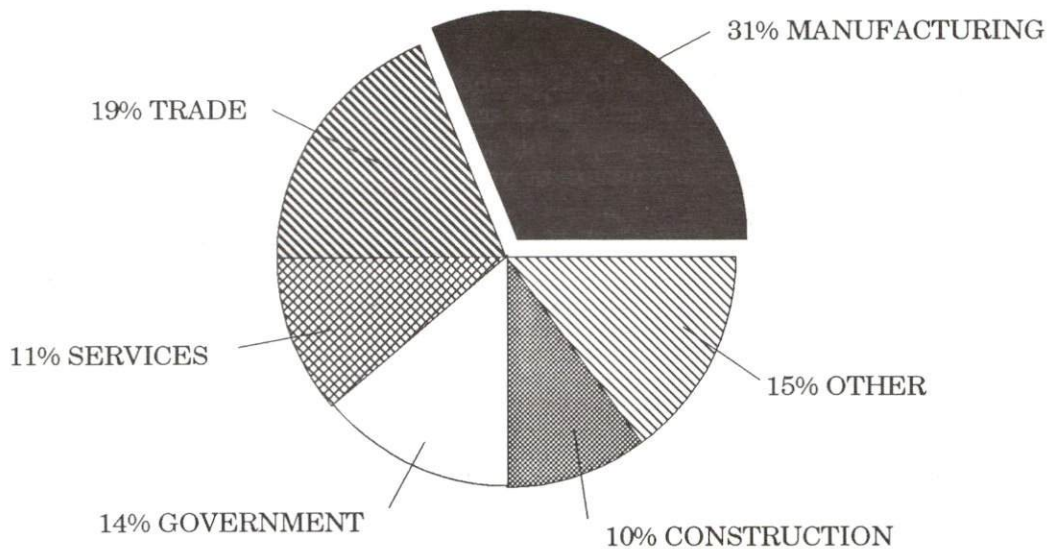


SELECTED COMPONENTS OF NONAGRICULTURAL EMPLOYMENT
BY PLACE OF WORK, 1988

	Marshall County	Labor Market Area
All Industries (total)	8,314	61,808
Manufacturing	2,651	13,832
Wholesale & Retail Trade	1,601	17,346
Services	924	11,319
State/Local Government	1,191	9,391
Contract Construction	764	3,336

Note: Excludes domestic workers, railway workers, certain nonprofit corporations, majority of federal government workers, and self-employed workers.
Source: Kentucky Cabinet for Human Resources, *Average Monthly Workers Covered by Kentucky Unemployment Insurance Law, 1988.*

MARSHALL COUNTY

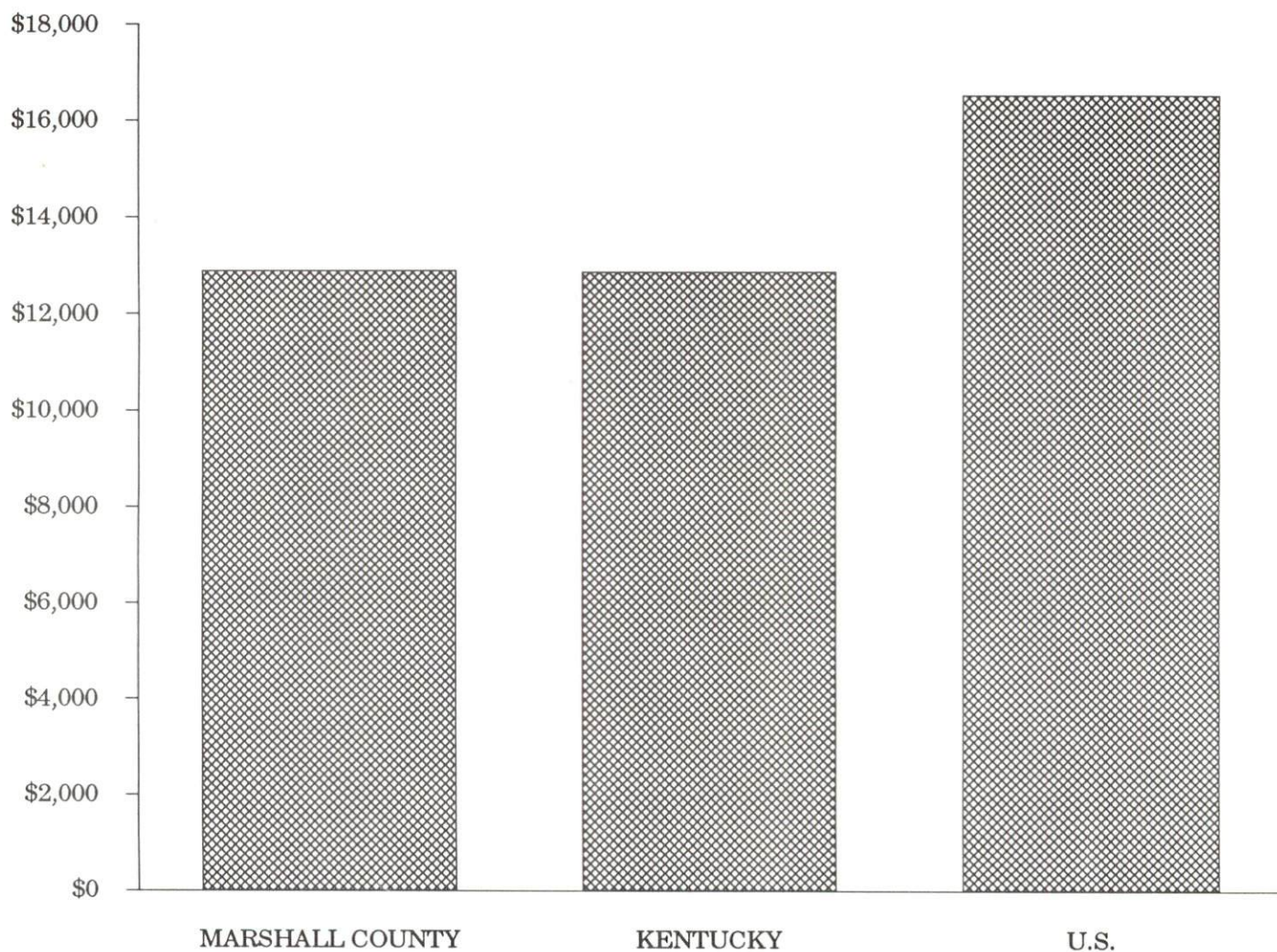


PER CAPITA PERSONAL INCOME

Area	1984	1988	Percent Change
Marshall County	\$10,482	\$12,867	22.8
Labor Market Area Range	\$8,644 - \$12,349	\$10,536 - \$15,681	-
Kentucky	\$10,411	\$12,830	23.2
U.S.	\$13,116	\$16,490	25.7

Sources: U.S. Bureau of Economic Analysis, Kentucky Economic Information System, April 1990.

PER CAPITA PERSONAL INCOME
1988



AVERAGE PLACEMENT WAGES

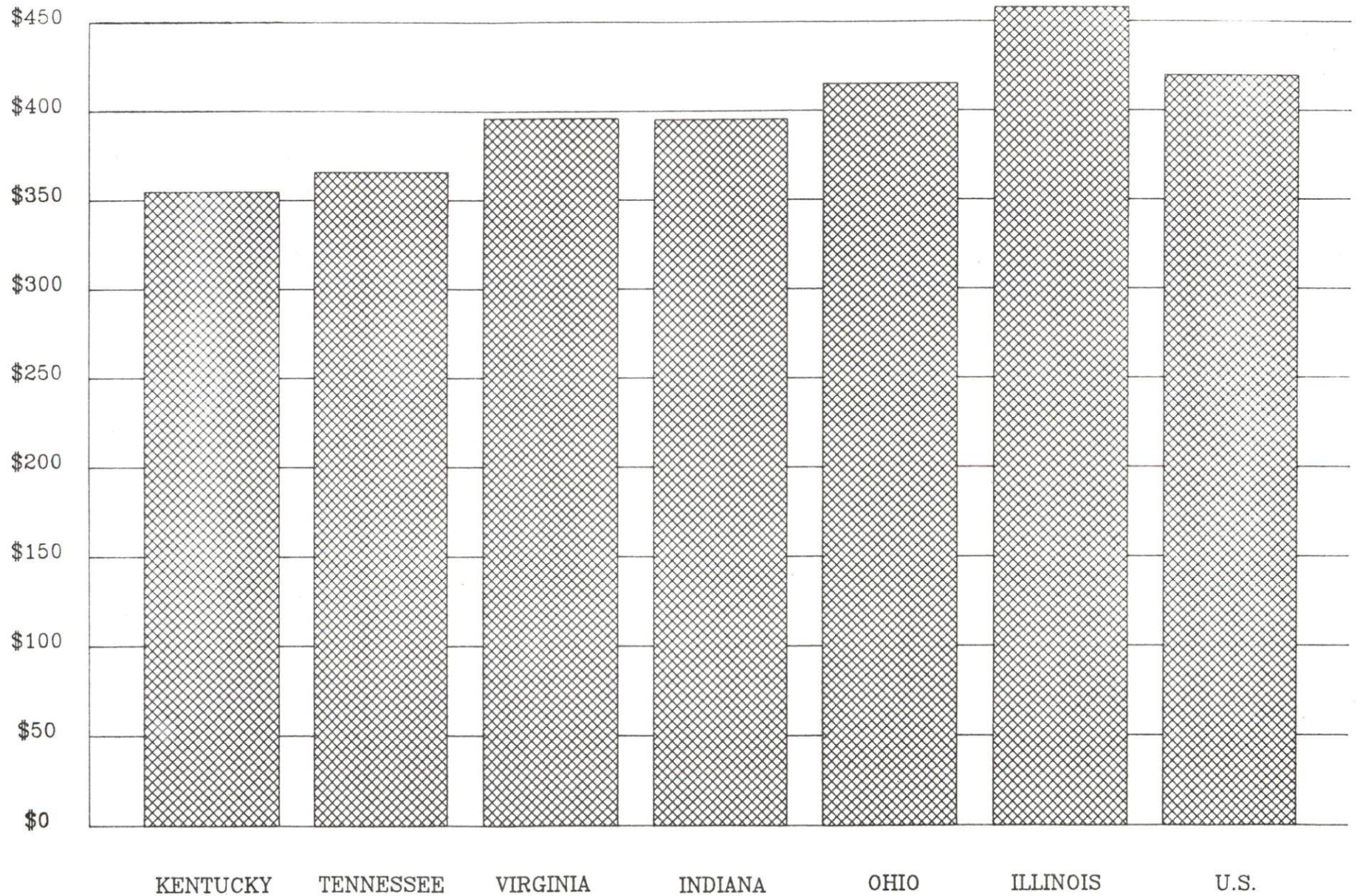
Marshall County is served by the Paducah local office of the Kentucky Department for Employment Services. The focus of the following data is on job placements made by the Paducah local office and may therefore be used as an indicator of the wages which employers in the area pay new employees. During the twelve months which ended on June 30, 1989, the local employment office filled 3,017 job openings in various occupational categories. The average hourly wage for selected occupational categories were:

<u>OCCUPATIONAL CATEGORY</u>	<u>NUMBER OF PLACEMENTS</u>	<u>AVERAGE WAGE(\$)</u>
All Occupations	3,017	5.70
Clerical	604	3.83
Sales	112	4.29
Services (excluding domestic)	341	3.53
Agricultural, Fishery, Forestry, etc.	27	3.74
Processing	241	7.39
Machine Trades	141	8.09
Bench Work	48	5.54
Structural	614	7.99
Motor Freight/ Transportation	121	6.41
Packaging and Materials Handling	667	5.54
Other	9	5.04

The Paducah local office also serves Ballard, Carlisle, Livingston, and McCracken Counties. The above occupational categories are taken from the Dictionary of Occupational Titles published by the U.S. Department of Labor.

Source: Kentucky Cabinet for Human Resources, Department for Employment Services.

AVERAGE WEEKLY WAGES OF WORKERS COVERED BY
UNEMPLOYMENT INSURANCE F.Y. 1987-88



AVERAGE WEEKLY WAGES BY INDUSTRY
BY PLACE OF WORK, 1988

	Marshall County	Kentucky (State- Wide)	Tennessee	Virginia
All Industries	\$432.54	\$352.31	\$363.12	\$392.56
Mining & Quarrying	*	603.27	495.85	596.88
Contract Construction	421.76	380.71	394.27	422.27
Manufacturing	697.13	464.92	416.73	452.60
Transportation, Communications & Public Utilities	473.72	468.17	485.13	554.17
Wholesale & Retail Trade	196.36	238.88	N/A	N/A
Finance, Insurance & Real Estate	321.33	401.17	269.27	466.23
Services	254.60	298.98	343.48	391.67
State/Local Government	300.91	377.81	403.21	457.00
	<u>Indiana</u>	<u>Ohio</u>	<u>Illinois</u>	<u>U. S.</u>
All Industries	\$392.63	\$411.08	\$454.10	\$416.33
Mining & Quarrying	635.77	579.73	674.62	660.40
Contract Construction	449.87	465.46	584.10	469.85
Manufacturing	532.06	569.98	555.83	517.62
Transportation, Communications & Public Utilities	502.69	519.17	584.83	542.33
Wholesale & Retail Trade	N/A	N/A	N/A	N/A
Finance, Insurance & Real Estate	406.58	444.33	579.88	532.52
Services	317.98	348.48	402.38	384.31
State/Local Government	395.31	428.10	453.12	442.71

* Not disclosed.

N/A Not Available.

Note: The average weekly wage for each category includes the salaries and wages of all persons working for that type business. For example, the manufacturing category includes both production workers and administrative personnel. Excludes domestic workers, railway workers, certain nonprofit corporations, majority of federal government workers, and self-employed workers.

Source: Kentucky Cabinet for Human Resources, Average Weekly Wages of Workers Covered by Kentucky Unemployment Insurance Law, 1988. U.S. Department of Labor, Bureau of Labor Statistics, Average Annual Pay by State and Industry, August 29, 1989.

EXISTING INDUSTRY

MARSHALL COUNTY MANUFACTURING FIRMS,
THEIR PRODUCTS AND EMPLOYMENT

<u>Firm</u> <u>(Establishment date)</u>	<u>Product</u>	<u>1989</u> <u>Average Employment</u>
Benton		
Alucobond Technologies, Inc., (1978)	Aluminum composite panels, foamed pvc sheets	100
Atochem North America (1949)	Plastics, refrigerants, HF acid	380
Birmingham Milling Company (1931)	Feed	2
Blue Grass Cooperage, Inc. (1948)	Barrel staves, headings, wood chips	19
Edwards Pallet Company (1979)	Specialty skids, dog boxes, plastic material	4
Federal Materials, Inc. (1962)	Ready mix concrete	4
Kentucky Waterland Press, Tribune Courier (1888)	Newspaper, job printing	12
Long Concrete Company (1946)	Concrete block, read mixed concrete, precast concrete	10
McBest Equipment Company, Inc. (1988)	Car wash equipment, car wash chemicals	3
Pro Equipment Company (1987)	Portable cleaning units, car wash equipment	20
Southern Automatic, Inc. (1982)	High pressure washers, cleaning-polishing compounds	17
Starks Precast Concrete (1985)	Concrete tile, concrete curbs boat dock pads	3
Sun Up Foods, Inc. (1989)	Frozen juice concentrate	28
Woodside Manufacturing (1980)	Custom and boat sewing, directors' chairs	8
Calvert City		
Air Products & Chemicals, Inc., Chemical Group, Calvert City Works (1955)	Polyvinyl alcohol, acetylenics, polyvinyl chloride	500
The Carbon/Graphite Group, Inc. (1953)	Acetylene, electric calcined anthracite coal, carbon paste, calcium carbide	125

(Continued)

<u>Firm</u> <u>(Establishment date)</u>	<u>Product</u>	<u>1989</u> <u>Average Employment</u>
Degussa Corporation Catalyst Division (1981)	Automotive emissions control catalysts, chemical industry catalysts	26
Estron Chemicals, Inc. (1978)	Acrylic monomer, polyester & sulfonemide	21
GAF Chemicals Corporation (1956)	Acetylenics, formaldehyde	495
The B.F. Goodrich Company (1952)	Caustic soda, acrylic acid polymer	306
Guard Screen, Inc. (1989)	Vandal-resistant window screens	15
Lake Printers, Inc. (1975)	Job printing	16
North Star Steel Kentucky, Inc. (1983)	Structural steel	225
SKW Alloys, Inc. (1949)	Ferroalloys	250
Westlake Monomers Corporation (1990)	Vinyl chloride	180
Gilbertsville		
372 Cox Group (1988)	Aircraft and automotive tools & dies, prototype parts	22
Hardin		
Farmer Brown's Country Hams Company (1979)	Country hams, bacon	5
Hardin Grain Company (1975)	Fertilizer	14
Lees Country Hams (1946)	Country hams, bacon	5
Twin Lakes Shore Line Improvement (1964)	Boat lifts, boat docks	3

Sources: Kentucky Cabinet for Economic Development, Division of Research and Planning; Marshall County Chamber of Commerce.

LABOR ORGANIZATIONS IN MANUFACTURING FIRMS

Union

Aluminum, Brick and Glass
Workers International Union,
AFL-CIO

International Association of
Machinists and Aerospace
Workers, AFL-CIO

International Brotherhood
of Teamsters, Chauffeurs
Warehousemen and Helpers
of America

International Union, United
Automobile, Aerospace, and
Agricultural Implement Workers
of America

Oil , Chemical and Atomic
Workers International Union,
AFL-CIO

United Steelworkers of
America, AFL-CIO

Representing workers at:

Alucobond Technologies, Inc.

GAF Chemicals Corporation;
The B.F. Goodrich Company;
Westlake Monomers Corporation

Atochem North America

SKW Alloys, Inc.

Air Products & Chemicals,
Inc., Chemical Group, Calvert
City Works;
The Carbon/Graphite Group, Inc.;
Degussa Corporation Catalyst
Division

North Star Steel Kentucky, Inc.

SELECTED INDUSTRIAL SERVICES

<u>Types of Services</u>	<u>Location</u>	<u>Mileage from Benton</u>
Custom Data Processing	Paducah, Kentucky	28
Custom Plastics Producers	Kuttawa, Kentucky	23
Electric Motor Repair	Mayfield, Kentucky	21
Grinding, Precision & Tool	Mayfield, Kentucky	21
Heat Treating Facilities	Evansville, Indiana	125
Industrial Equipment & Supplies	Mayfield, Kentucky	21
Industrial Gases	Calvert City, Kentucky	12
Industrial Waste Removal	Calvert City, Kentucky	12
Machine Shops, Tool & Die	Murray, Kentucky	18
Metal Castings	Elkton, Kentucky	73
Metal Finishers	Paducah, Kentucky	28
Metal Service Centers	Paducah, Kentucky	28
Millwrights	Mayfield, Kentucky	21
Public Warehouse Facilities	Calvert City, Kentucky	12

Sources: Kentucky Cabinet for Economic Development, Kentucky Directory of Selected Industrial Services, 1987; Division of Research and Planning; Marshall County Chamber of Commerce.

TRANSPORTATION

Highways

Major highways serving Marshall County include Interstate 24, Purchase Parkway, U.S. Highways 62, 68 and 641, plus Kentucky Highway 80.

Interstate 24, a major east-west highway, is routed through northern Marshall County and connects with the Purchase Parkway and U.S. Highways 62, 68 and 641. Interstate 24 also provides access to the Western Kentucky Parkway, 26 miles northeast of Benton.

The Purchase Parkway, a multilane toll road, traverses north and south through Marshall County. Interchanges on the parkway are located at Interstate 24, at U.S. 68 in central Marshall County, and at Benton.

U.S. Highways 62, 68 and 641, plus Kentucky Highway 80 are also major routes to Marshall County. All four highways are "AAA"-rated (80,000-pound gross load limit) trucking highways.

HIGHWAY MILES FROM BENTON, KENTUCKY, TO SELECTED MARKET CENTERS

City	Highway Miles	City	Highway Miles
Atlanta, GA	373	Los Angeles, CA	1,963
Baltimore, MD	804	Louisville, KY	206
Birmingham, AL	327	Nashville, TN	131
Chicago, IL	380	New Orleans, LA	554
Cincinnati, OH	307	New York, NY	954
Cleveland, OH	551	Pittsburgh, PA	594
Detroit, MI	566	St. Louis, MO	196
Knoxville, TN	308		

Note: Mileage computations are via the best interstate or primary highways, not necessarily the most direct route of travel.

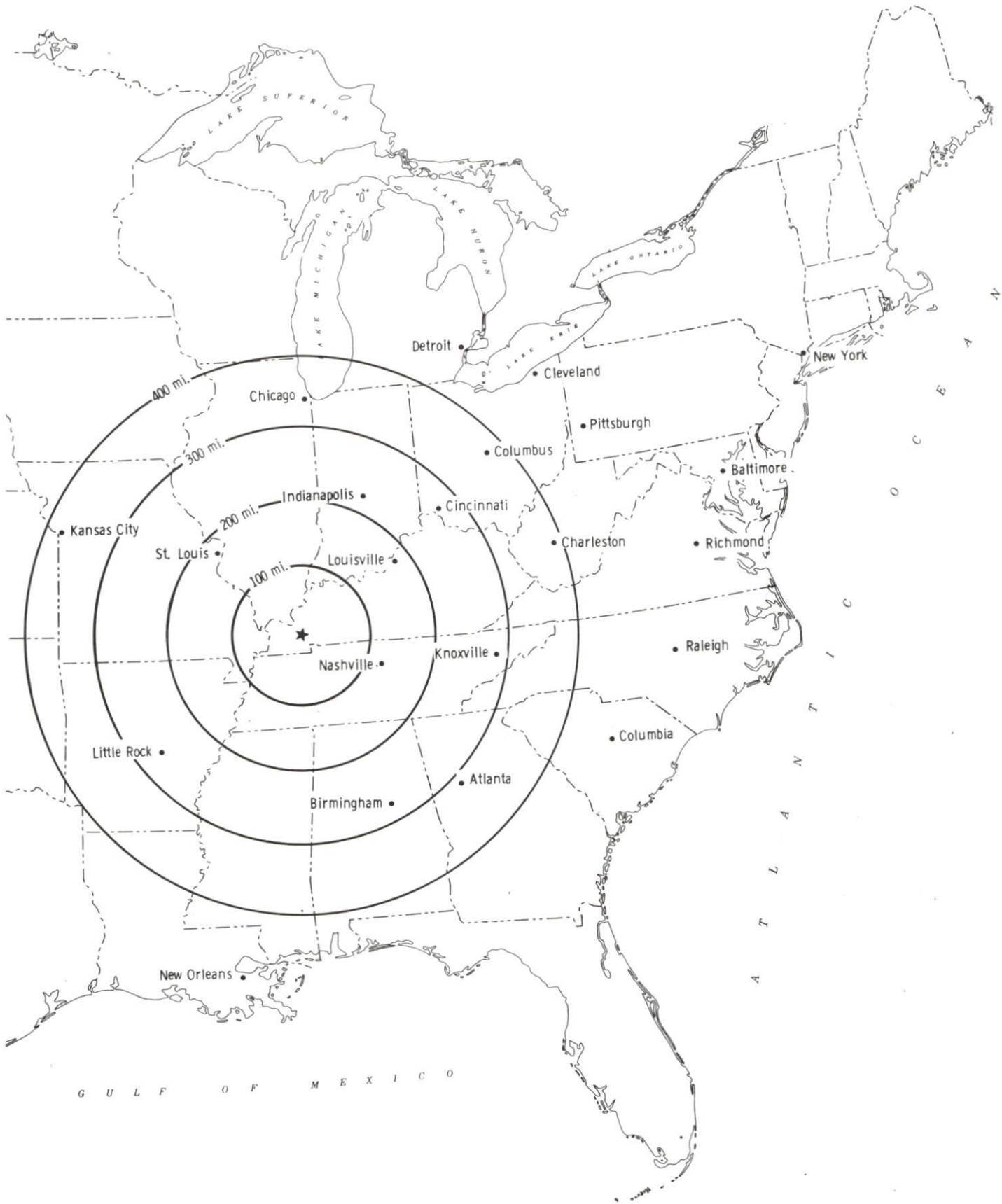
Sources: Rand McNally Deluxe Motor Carriers' Road Atlas, 1989. Official Kentucky Mileage Map, 1980.

Truck Service

Twenty common carrier trucking companies provide interstate and/or intrastate trucking service to Marshall County.

Source: American Motor Carrier Directory, Spring 1990.

Selected Market Centers



Rail

Paducah and Louisville Railway provides main line rail service to Calvert City. The nearest piggyback facilities are available via rail, 15 miles west of Calvert City in Paducah, Kentucky. J & J Railroad provides rail service from Hardin to Murray, Kentucky, 11 miles south, where connections can be made with the Kentucky, West Tennessee Railway.

For details on routing, schedules, rates, and services contact:

Vice President - Marketing and Sales
Paducah and Louisville Railway
1500 Kentucky Avenue
Paducah, Kentucky 42001
(502) 444-4341

and/or

J & J Railroad
Box 131
Hardin, Kentucky 42048
(502) 437-4102

Air

Nearest Small Craft Airport

Location:	Kentucky Dam Village State Resort Park Airport Gilbertsville, 12 miles north of Benton
Runways:	1 paved
Length:	4,000 feet
Traffic Control	Wind sock
Lighting:	Runway lights (dusk to dawn), REIL, VASI
Services:	100 octane and jet-A fuel, and tie-down Transportation to Kentucky Dam Village State Park available.

Nearest Scheduled Commerical Airline Service

Location:	Barkley Regional Airport 6 miles west of Paducah, Kentucky 34 miles northwest of Benton
Air Service:	Northwest, TransWorld, American Eagle
Daily Arrivals & Departures:	14

Scheduled commercial airline service is also available at Evansville Dress Regional Airport near Evansville, Indiana, 128 miles northeast of Benton; and at the Nashville Metropolitan Airport near Nashville, Tennessee, 137 miles southeast of Benton.

Water

The Tennessee River forms the northern boundary of Marshall County and Kentucky Lake forms the eastern boundary of the county. Two major riverports are located near Marshall County, the Paducah-McCracken County Riverport and the Port of Lyon County.

The Paducah-McCracken Riverport is 25 miles northwest of Benton. The Paducah-McCracken County Riverport Authority operates an ice-free, deep water inland waterways port located at Mile 1 on the Tennessee River, at the confluence of the Ohio and Tennessee Rivers, 48 river miles east of where the Ohio River flows into the Mississippi River, and at the head of the Tennessee-Tombigbee Waterway.

The Port of Lyon county is located 26 miles northeast of Benton. The Port Authority of Lyon County operates a port facility in the Lick Creek embayment on Barkley Lake at Cumberland River Mile 43.6. Kentucky Lake is only ten miles from the Port as the two lakes are joined by a one and three-quarter mile long canal, 300 feet wide. It is the only public port on either Barkley Lake or the adjoining Kentucky Lake, and there is only one lock between the Port and the Tennessee-Tombigbee.

UTILITIES

Electricity

Company serving **Benton** - Benton Electric System
Source of power - Tennessee Valley Authority
For industrial rates contact:

South Kentucky Industrial Development
Association, Inc.
P.O. Box 726
Hopkinsville, Kentucky 42240
(502) 885-5392

Company serving **Calvert City, north and north central Marshall
County** - Jackson Purchase Electric Cooperative Corporation
Source of power - Big Rivers Electric Corporation
For industrial rates contact:

Jackson Purchase Electric Cooperative
Corporation
2900 Irvin Cobb Drive
P.O. Box 3188
Paducah, Kentucky 42002-3188
(502) 442-7321 or (800) 633-4044

Company serving **Hardin, western, eastern and southern Marshall
County** - Western Kentucky Rural Electric Cooperative Corporation
Source of power - Tennessee Valley Authority
For industrial rates contact:

South Kentucky Industrial Development
Association, Inc.
P.O. Box 726
Hopkinsville, Kentucky 42240
(502) 885-5392

and/or

West Kentucky Rural Electric Cooperative
Corporation
1218 West Broadway
P.O. Box 589
Mayfield, Kentucky 42066
(502) 247-1321

Natural Gas

Company serving **Benton** - Union Gas Company of Kentucky
Source of supply - Texas Gas Transmission Corporation
For rates and supplies contact:

Union Gas Company of Kentucky
c/o City Hall
1009 Main Street
Benton, Kentucky 42025
(502) 527-3717 or 527-8677

Company serving **Calvert City** - Western Kentucky Gas Company
Source of supply - Texas Gas Transmission Corporation
For rates and supplies contact:

Western Kentucky Gas Company
311 West Seventh Street
Owensboro, Kentucky 42301
(502) 685-8067

Company serving **Hardin** - Hardin Natural Gas System
Source of supply - Texas Gas Transmission Corporation
For rates and supplies contact:

Hardin Natural Gas System
P.O. Box 57
Hardin, Kentucky 42048
(502) 437-4361

Public Water Supply

Company serving **Benton** - Benton Water and Sewer System
1009 Main Street
Benton, Kentucky 42025
(502) 527-8677

Source - 2 wells
Treatment plant capacity - 1,440,000 gallons per day
Average daily consumption - 825,000 gallons
Peak daily consumption - 1,200,000 gallons
Storage capacity - 560,000 gallons
Water pressure - 35 psi to 110 psi

Company serving **Calvert City** - Calvert City Water and Sewer System
P.O. Box 36
Calvert City, Kentucky 42029
(502) 395-7138

Source - Wells
Treatment plant capacity - 2,160,000 gallons per day
Average daily consumption - 1,100,000 gallons
Peak daily consumption - 1,500,000 gallons
Storage capacity - 1,225,000 gallons
Water pressure - 70 psi to 110 psi

(Continued)

Company serving Hardin - Hardin Water System
P.O. Box 57
Hardin, Kentucky 42048
(502) 437-4361

Source - Treated water is pumped from Benton Water and Sewer System

Average daily consumption - 130,000 gallons

Peak daily consumption - 150,000 gallons

Storage capacity - 280,000 gallons

Water pressure - 30 psi to 70 psi

Name of water district - West Marshall Water District
Route 2
Benton, Kentucky 42025
(502) 527-8070

Area served - Along Kentucky Highway 348 from Benton city limits to Graves County line

Source of supply of treated water - Benton Water and Sewer System

Average daily consumption - 45,000 gallons

Peak daily consumption - 57,500 gallons

Storage capacity - 50,000 gallons

Water pressure - 45 psi to 75 psi

Name of water district - Jonathan Creek Water Association
P.O. Box 414
Benton, Kentucky 354-8474 or 354-8458

Area served - East Marshall County

Source of raw water - Kentucky Lake

Capacity of treatment plant - 1,100,000 gallons per day

Average daily consumption - 600,000 gallons

Peak daily consumption - 1,100,000 gallons

Storage capacity - 350,000 gallons

Water pressure - 40 psi to 125 psi

A major infrastructural improvement is planned for Jonathan Creek Water Association. The \$1.3 million project will consist of constructing a new treatment facility, 20 miles of water lines, and a 500,000-gallon storage tank, plus drilling a well. Completion date is set for summer of 1991.

Name of water district - North Marshall Water District
Route 7, Box 184
Benton, Kentucky 42025
(502) 527-3208

Area served - Northeastern Marshall County

Source of raw water - wells

Capacity of treatment plant - 2,160,000 gallons per day

Average daily consumption - 947,616 gallons

Peak daily consumption - 1,739,000 gallons

Storage capacity - 675,600 gallons

Water pressure - 50 psi to 125 psi

Raw Water

Surface water sources - Tennessee River, East Fork and West Fork of Clarks River, and Kentucky Lake

Average discharge - East Fork of Clarks River at Almo, Kentucky - 171 cfs (6 years, USGS)

Expected ground water yield - 500 to 1,000 gpm in majority of the county; 5 to 50 gpm along the eastern border of the county near Kentucky Lake

Sewerage

Company serving Benton - Benton Water and Sewer System
1009 Main Street
Benton, Kentucky 42025
(502) 527-8677

Design capacity - 1,000,000 gallons per day
Average daily flow - 550,000 gallons
Type of treatment - Primary and secondary
Treated effluent discharged into - East Fork Clarks River

The Benton Artificial Wetlands Lagoon project was recently completed. This \$250,000 sewerage improvement project increased capacity at the municipal treatment plant from 300,000 gallons to 1,000,000 gallons per day.

Company serving Calvert City - Calvert City Municipal Water and Sewer Department
P.O. Box 36
Calvert City, Kentucky 42029
(502) 395-7130

Design capacity - 390,000 gallons per day
Average daily flow - 250,000 gallons
Type of treatment - Secondary
Treated effluent discharged into - Tennessee River

Calvert City Municipal Water and Sewer Department recently completed construction of a line to transport treated effluent from the wastewater treatment plant to the Tennessee River. Total cost of the project was approximately \$300,000. Construction of a 24-inch sewer main and an overall upgrade of sewer lines is under way as well. In addition, the Department is expanding the existing wastewater treatment facility.

(Continued)

Company serving **Hardin** - Hardin Sewer System
P.O. Box 57
Hardin, Kentucky 42048
(502) 437-4361

Design capacity - 72,000 gallons per day
Average daily flow - 60,000 gallons
Type of treatment - Primary
Treated effluent discharged into - Martins Creek

The Hardin Sewer System plans to upgrade its existing wastewater treatment facility. This \$500,000 project will increase treatment capacity and is scheduled for completion in 1991.

Company serving **Aurora** - Marshall County Sanitation
District #1
Box 21B
Hardin, Kentucky 42048
(502) 474-2778

Design capacity - 210,000 gallons per day
Average daily flow - 92,000 gallons
Type of treatment - Tertiary
Treated effluent discharged into - Kentucky Lake

CLIMATE

Marshall County

Temperature

Normal (30-year record)	57.20	degrees
Average annual 1988	57.20	degrees
Record highest, August 1988 (5-year record)	104.00	degrees
Record lowest, January 1985 (5-year record)	-15.00	degrees
Normal heating degree days (30-year record) (Heating degree day totals are the sums of negative departures of average daily temperatures from 65 degrees F.)	4,283	

Precipitation

Normal (30-year record)	46.89	inches
Mean annual snowfall (5-year record)	14.70	inches
Total precipitation 1988	42.97	inches
Mean number days precipitation (.01 inch or more) (5-year record)	106.60	
Mean number days thunderstorms (23-year record)	59.20	

Prevailing winds

N/A

Relative Humidity (4 year record)

Midnight	81	percent
6 a.m.	86	percent
Noon	57	percent
6 p.m.	62	percent

Source: U.S. Department of Commerce, Environmental Science Services Administration, Climatological Data, 1988. Station of record: Paducah, Kentucky.

LOCAL GOVERNMENT

Structure

The Cities of Benton, Calvert City and Hardin are each governed by a mayor and six council members. The mayors are elected to four-year terms while council members each serve two-year terms. Marshall County is governed by a county judge/executive and three magistrates. Each county official is elected to a four-year term.

Planning and Zoning

City agency - Benton Planning and Zoning Commission
Zoning enforced - Within city limits
Subdivision regulations enforced - Within city limits
Mandatory state codes enforced - Kentucky Plumbing Code, National Electric Code, Kentucky Boiler Regulations and Standards, Kentucky Building Code (modeled after BOCA code)

City agency - Calvert City Planning and Zoning Commission
Zoning enforced - Within city limits
Subdivision regulations enforced - Within city limits
Local codes enforced - Building
Mandatory state codes enforced - Kentucky Plumbing Code, National Electric Code, Kentucky Boiler Regulations and Standards, Kentucky Building Code (modeled after BOCA code)

Local fees and Licenses

The City of Benton levies an occupational license tax of one-half of one percent of the gross salaries, wages and commissions of all persons in the city. Annual business licenses are based on the type of businesses, the tax for manufacturing businesses is \$150 for plants with less than 200 employees and \$300 for plants with 200 employees or more.

Calvert City levies annual business license fees ranging from \$5 to \$100 for most businesses.

Marshall County levies a one percent occupational license tax on gross salaries, wages and commissions of individuals and on net profits of businesses.

Marshall County schools also levy a one-half of one percent occupational license tax on wages, salaries, and commissions of individuals and on net profits of businesses. Exempted are nonresidents and certain businesses including public service companies that pay ad valorem taxes, insurance companies, banks, and trust companies.

State and Local Property Taxes

All property in Kentucky, except items exempted by the state constitution, is taxed by the state. Property which also may be taxed by local jurisdictions includes land and buildings, finished goods inventories, automobiles, trucks, office furniture and office equipment. Local taxing jurisdictions in Kentucky include counties, cities, and school districts.

All property in Kentucky is assessed at 100 percent of fair cash value.

COMBINED STATE AND LOCAL RATES PER \$100 VALUATION, 1989

	<u>City of Benton</u>	<u>City of Calvert City</u>
Land and Buildings	0.862	0.870
Manufacturing		
Machinery	0.150	0.150
Pollution Control		
Equipment	0.150	0.150
Inventories		
Raw Materials	0.001	0.001
Goods in Process	0.001	0.001
Finished Goods	0.682	0.690
Automobiles & Trucks	1.038	1.046
Other Tangible		
Personal Property	1.131	1.139
Intangibles (Accounts receivable*, money in hand, stock, notes, bonds)	0.250	0.250
Goods Stored in Public Warehouses in Transit Status	0.001	0.001
Private Leaseholds in Industrial Revenue Bond Financed Facilities	0.015	0.015

* Accounts receivable are taxed at 85 percent of face value, for an effective rate of \$0.2125 per \$100 valuation.

COMBINED STATE AND LOCAL RATES PER \$100 VALUATION, 1989

	<u>City of Hardin</u>	<u>Unincorporated Marshall County</u>
Land and Buildings	0.776	0.620
Manufacturing		
Machinery	0.150	0.150
Pollution Control		
Equipment	0.150	0.150
Inventories		
Raw Materials	0.001	0.001
Goods in Process	0.001	0.001
Finished Goods	0.596	0.440
Automobiles & Trucks	0.952	0.796
Other Tangible		
Personal Property	1.045	0.889
Intangibles (Accounts receivable*, money in hand, stock, notes, bonds)	0.250	0.250
Goods Stored in Public Warehouses in Transit Status	0.001	0.001
Private Leaseholds in Industrial Revenue Bond Financed Facilities	0.015	0.015

Six fire protection districts and one garbage district levy property taxes on property located within its boundaries. Rates range from \$0.05 to \$0.10 per \$100 valuation.

* Accounts receivable are taxed at 85 percent of face value, for an effective rate of \$0.2125 per \$100 valuation.

EDUCATION

Public Schools

	Marshall County
Total Enrollment (Fall, 1989)	4,563
Accreditation	Southern Association of Colleges and Schools
Pupil-Teacher Ratio (1988-89)	18-1
Percent High School Graduates to College (1988-89)	59.9
Expenditures Per Pupil (1988-89)	\$2,500.44

Nonpublic Schools

<u>School</u>	<u>Enrollment</u>	<u>Grades</u>
Lakeland Christian Academy	41	K-12

The Marshall County School System is in the process of constructing an adult education center. This \$170,000 facility will contain two large classrooms, and office and storage space. Completion date is projected at Fall 1990.

Area Colleges and Universities

<u>Name</u>	<u>Location (Mileage from Benton)</u>	<u>Enrollment (Fall, 1989)</u>
Murray State University	Murray, Kentucky (18)	8,013
Paducah Community College	Paducah, Kentucky (28)	2,544
Hopkinsville Community College	Hopkinsville, Kentucky (53)	1,877
University of Tennessee at Martin	Martin, Tennessee (54)	5,088
Bethel College	McKenzie, Tennessee (56)	674
Madisonville Community College	Madisonville, Kentucky (74)	1,960
Austin Peay State University	Clarksville, Tennessee (75)	6,292

Vocational Training

Vocational training is available at both the state vocational-technical schools and the area vocational education centers. The state vocational-technical schools are post-secondary institutions. The area vocational education centers are designed to supplement the curriculum of high school students. Both the state vocational-technical schools and the area vocational education centers offer evening courses to enable working adults to upgrade current job skills.

Arrangements can be made to provide training in the specific production skills required by an industrial plant. Instruction may be conducted either in the vocational school or in the industrial plant, depending upon the desired arrangement and the availability of special equipment.

Bluegrass State Skills Corporation

The Bluegrass State Skills Corporation, an independent public corporation created and funded by the Kentucky General Assembly, provides programs of skills training to meet the needs of business and industry from entry level to advanced training, and from upgrading present employees to retraining experienced workers.

The Bluegrass State Skills Corporation is the primary source for skills training assistance for a new or existing company. The Corporation works in partnership with other employment and job training resources and programs, as well as Kentucky's economic development activities, to package a program customized to meet the specific needs of a company.

<u>Vocational School</u>	<u>Location (Mileage from Benton)</u>	<u>Cumulative Enrollment 1988-1989</u>
West Kentucky State Vocational- Technical School	Paducah, Kentucky (28)	1,014
Marshall County Area Vocational Education Center	Benton	291

OTHER LOCAL FACILITIES

Local Medical Personnel

Physicians - 16

Dentists - 7

Hospitals

<u>General Hospitals</u>	<u>Location</u>	<u>Beds</u>
Marshall County Hospital	Benton	90
Lourdes Hospital	Paducah, 28 miles northwest of Benton	385
Western Baptist Hospital	Paducah, 28 miles northwest of Benton	373

Marshall County Hospital

Medical staff - 21 physicians, 13 registered nurses, and 18 licensed practical nurses

Marshall County Hospital recently installed new equipment in its Radiology Department and laboratory including a CAT-scan unit and ultrasound equipment.

Lourdes Hospital

Medical staff - 175 physicians, 350 registered nurses, and 165 licensed practical nurses

Western Baptist Hospital

Medical staff - 161 physicians, 277 registered nurses, and 131 licensed practical nurses

(Continued)

Other Medical Facilities

Benton Mental Health Center
Lee Cox Memorial Hospital Clinic (Calvert City)
Benton Medical Center
Calvert City Clinic
Traylor Clinic
Marshall County Ambulance Service (Benton and Calvert City)

Newspapers

The Tribune-Courier (weekly)
The Lake News (weekly)

Telephone Service

Contel of Kentucky
South Central Bell Telephone Company
West Kentucky Rural Telephone Cooperative

Banks and Savings & Loan Associations

The Bank of Benton (Benton)
Bank of Marshall County (Benton)
Calvert Bank (Calvert City)
First Liberty Bank (Calvert City)
Republic Savings Bank (Benton)

RECREATION

Local

Benton, Calvert City, and Hardin each provide city parks with tennis courts, athletic fields, and playgrounds. Benton's park offers a swimming pool and skating facilities. Calvert City's park has a motorcycle race track. Through a Heritage Conservation Recreation Service grant, Calvert city acquired a new football/soccer field and a mini-park which includes a covered bridge, a walkway, and a picnic area. The Joe Creason Community Center is located in Benton. Facilities include meeting rooms, a kitchen, and a multi-purpose basketball court.

Bowling is available at Draffenville, near Benton. Miniature golf is available at Gilbertsville, near Calvert City, and at Aurora, near Hardin. Country clubs with golf courses and swimming pools are located at Benton and Calvert City. Tourist attractions in Marshall County include Forgotten Past, offering a museum, miniature train rides, go-carts, miniature golf, and horseback riding; and Wonder Waters Park, featuring a giant waterslide, bumper boats and other water-related activities.

One of the finest outdoor recreational areas in the eastern United States is located in and around Marshall County. Kentucky Dam Village State Resort Park is located at Gilbertsville, near Calvert City, and Kenlake State Resort Park is located at Aurora, near Hardin. Both parks are situated on Kentucky Lake, which forms the eastern boundary of Marshall County.

Kentucky Dam Village State Resort Park, located near Gilbertsville, is one of the largest and most popular vacation resorts in Kentucky. A modern lodge with 72 rooms, 67 cottages, and a 221-site campground make up the accommodations. The park includes a 4,000-foot lighted airstrip. There is also a dining room overlooking Kentucky Lake, a coffee shop, a snack bar, two gift shops, a meeting room, an activities center, and a recreation room. Recreational activities to choose from include boating and fishing at the largest docking facility in the Kentucky parks system, golf at the 18-hole Village Green Course, fishing, hiking, horseback riding, picknicking, swimming at the lodge pool or off the sand beach, and tennis.

Charm and serenity exemplify Kenlake State Resort Park which is located on Kentucky Lake which is located on Kentucky Lake. The park offers hotel and cottage accommodations and an efficient camping site. Other facilities include a 9-hole golf course, pool and lake swimming, horseback riding, hiking trails, fishing, boating, picknicking, planned recreation, and one of the finest tennis complexes in the area.

Area (Within 60 miles)

The National Museum of the Boy Scouts
of America (Murray, Kentucky)
Lake Barkley State Resort Park
The Land Between the Lakes National
Recreation Area
Pennyrile Forest State Resort Park
Columbus-Belmont Battlefield State Park

COMMUNITY IMPROVEMENTS

Recent

Calvert City re-certified as a Kentucky Certified City in 1989 and is distinguished as a gold award winner recognizing six consecutive years of certification. Re-certification is based on achievement in the following areas: existing industry assistance, small business assistance, educational resources, and community development factors of health care, public safety, arts and culture, recreation, governmental awareness and resources. The Certified Cities Program is sponsored by the Kentucky Chamber of Commerce.

Several new companies recently commenced operations in Marshall County including Sun Up Foods, Inc., which produces frozen juice concentrate; Guard Screen, Inc., which manufactures vandal-resistant window screens; and 372 Cox Group, which produces aircraft and automotive tools and dies, and prototype parts. These new firms represented an investment of \$5.4 million and created 65 new jobs.

Construction of two new speculation buildings at the Benton Industrial Park is complete. The 10,000-square-foot buildings are located on U.S. 641 bypass with full access to utilities.

The Benton Artificial Wetlands Lagoon project was recently completed. This \$250,000 sewerage improvement project increased capacity at the municipal treatment plant from 300,000 gallons to 1,000,000 gallons per day.

Calvert City Municipal Water and Sewer Department recently completed construction of a line to transport treated effluent from the wastewater treatment plant to the Tennessee River. The project totaled \$300,000.

Under Way

Guard Screen, Inc. plans a 6,000-foot addition to its existing facility. The \$250,000 expansion will increase employment by 15 persons.

Construction of a 24-inch sewer main and an overall upgrade of sewer lines is under way at Calvert City Water and Sewer Department. In addition, the department is expanding the existing wastewater treatment facility.

The Marshall County School System is in the process of constructing an adult education center. This \$170,000 facility will contain two large classrooms and office space. Completion date is projected at Fall 1990.

Planned

A major infrastructural improvement is planned for Jonathan Creek Water Association. The \$1.3 million project will consist of constructing a new treatment facility, 20 miles of water lines, and a 500,000-gallon storage tank, plus drilling a well. Completion date is set for summer of 1991.

The Hardin Sewer System plans to upgrade its existing wastewater treatment facility. This \$500,000 project will increase treatment capacity and is scheduled for completion in 1991.

Development of the Marshall County Historical Museum is planned. Total cost of the project is estimated at \$185,000.