

1992

Industrial Resources: Marshall County

Kentucky Library Research Collections
Western Kentucky University, spcol@wku.edu

Follow this and additional works at: https://digitalcommons.wku.edu/marshall_cty

 Part of the [Business Administration, Management, and Operations Commons](#), [Growth and Development Commons](#), and the [Infrastructure Commons](#)

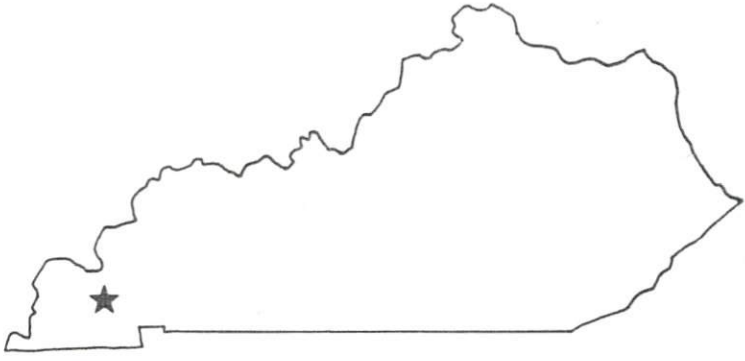
Recommended Citation

Kentucky Library Research Collections, "Industrial Resources: Marshall County" (1992). *Marshall County*. Paper 4.
https://digitalcommons.wku.edu/marshall_cty/4

This Report is brought to you for free and open access by TopSCHOLAR®. It has been accepted for inclusion in Marshall County by an authorized administrator of TopSCHOLAR®. For more information, please contact topscholar@wku.edu.

Resources for Economic Development

Marshall County



KENTUCKY

RESOURCES FOR ECONOMIC DEVELOPMENT
MARSHALL COUNTY, KENTUCKY

Prepared by
The Kentucky Cabinet for Economic Development
Division of Research and Planning
in cooperation with
Marshall County Chamber of Commerce

1992

Division Director - Pamela K. Riley; program manager - Keith Roberts; research - Richard H. Cobb; clerical - Wanda Sharp; graphics - Robert Owens, Pat Coleman; cartography - Edwin Scott, Dave Clark. Cost of printing paid from state funds.

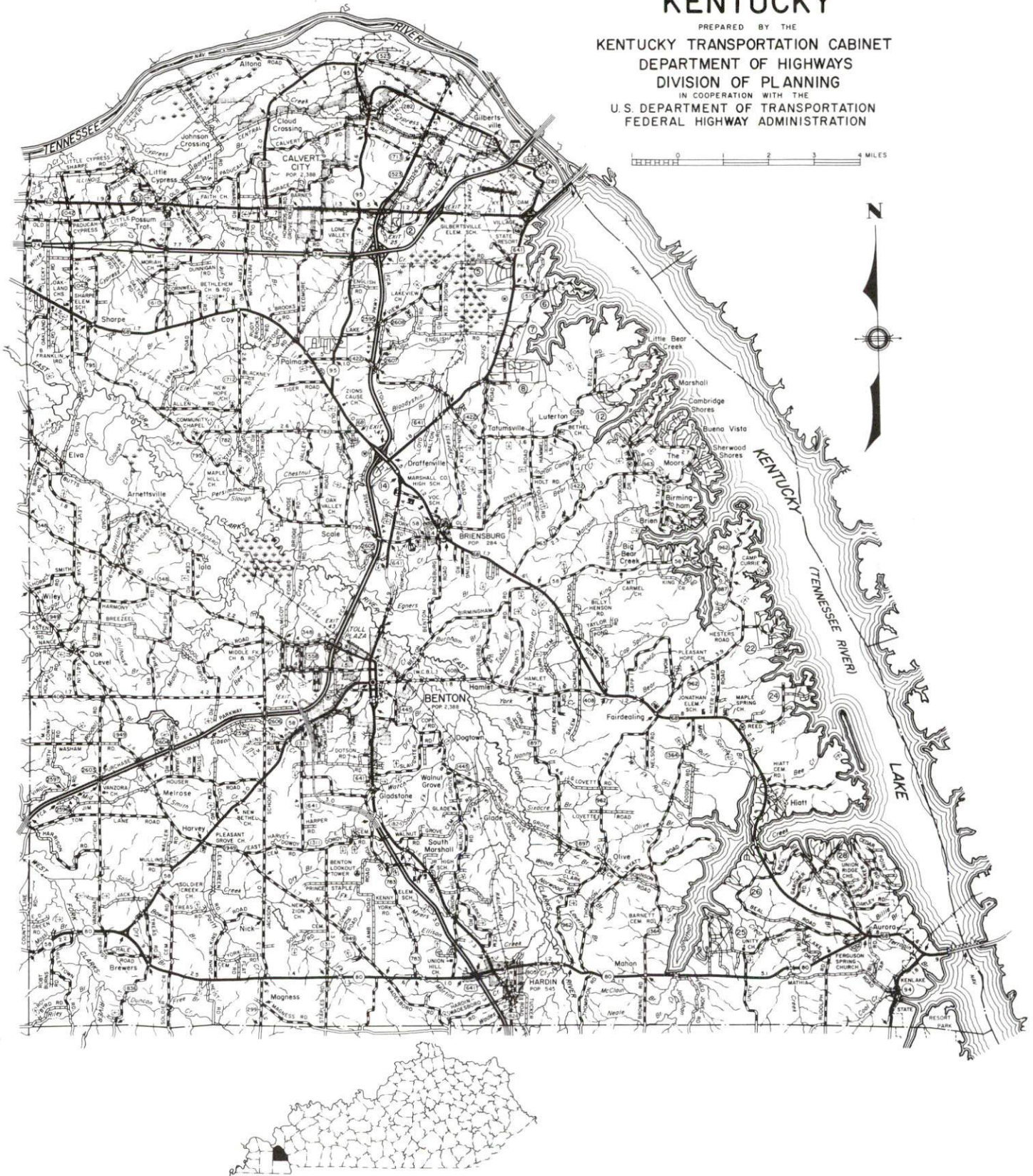
TABLE OF CONTENTS

<u>Chapter</u>	<u>Page</u>
MARSHALL COUNTY, KENTUCKY - A RESOURCE PROFILE	1
THE LABOR MARKET STATISTICS	2
Labor Market Area Map	2
Population	3
Population Projections	3
Estimated Labor Supply	3
Labor Force Characteristics of Residents, 1991	4
Selected Components of Nonagricultural Employment, by Place of Work, 1990	5
Per Capita Personal Income	6
Average Placement Wages	7
Average Weekly Wages of Workers Covered by Unemployment Insurance 1990 - Bar Chart	8
Average Weekly Wages by Industry, by Place of Work, 1990	9
EXISTING INDUSTRY	10
Marshall County Manufacturing Firms, Their Products and Employment	10
Major Non-Manufacturing Firms	11
Recent Industrial Developments	11
Labor Organizations in Manufacturing Firms	12
Selected Industrial Services	13
TRANSPORTATION	14
Highways	14
Truck Service	14
Selected Market Location Map	15
Rail	16
Air	16
Water	17
UTILITIES	18
Electricity	18
Natural Gas	19
Public Water Supply	19
Sewerage	21
CLIMATE	22

<u>Chapter</u>	<u>Page</u>
LOCAL GOVERNMENT.....	23
Structure	23
Planning and Zoning	23
Local Fees and Licenses	23
State and Local Property Taxes	24
EDUCATION	25
Public Schools	25
Nonpublic Schools	25
Area Colleges and Universities	25
Vocational Training	26
OTHER LOCAL FACILITIES	27
Local Medical Personnel	27
Hospitals	27
Other Medical Facilities and Services.....	28
Newspapers	28
Telephone Service	28
Banks and Savings & Loan Associations	28
RECREATION	29
COMMUNITY IMPROVEMENTS.....	30

GENERAL HIGHWAY MAP MARSHALL COUNTY KENTUCKY

PREPARED BY THE
KENTUCKY TRANSPORTATION CABINET
DEPARTMENT OF HIGHWAYS
DIVISION OF PLANNING
IN COOPERATION WITH THE
U.S. DEPARTMENT OF TRANSPORTATION
FEDERAL HIGHWAY ADMINISTRATION



MARSHALL COUNTY, KENTUCKY - A RESOURCE PROFILE

Marshall County is located in the Jackson Purchase Region of western Kentucky. The Tennessee River flows along the northern boundary of the county while Kentucky Lake forms the eastern boundary. Benton, the county seat of Marshall County, is located 124 miles northwest of Nashville, Tennessee; 185 miles southeast of St. Louis, Missouri; and 200 miles southwest of Louisville, Kentucky. Calvert City is 15 miles north of Benton and Hardin is 7 miles south of Benton.

Marshall County covers a total land area of 304 square miles. In 1990, Marshall County had a population of 27,205 with 3,899 person residing in Benton, 2,531 in Calvert City, and 595 in Hardin.

The Economic Framework - The total number of Marshall County residents employed in 1991 averaged 10,617. In 1990, manufacturing firms in the county reported 2,847 employees; wholesale and retail trade provided 1,658 jobs; 1,118 people were employed in service occupations; state and local government accounted for 1,265 employees; and contract construction firms provided 791 jobs.

Labor Supply - There is a current estimated labor supply of 22,160 persons available for industrial jobs in the labor market area. In addition, from 1992 through 1996, 11,934 young persons in the area will become 18 years of age and potentially available for industrial jobs.

Transportation - Major highways serving Marshall County include Interstate 24, the Purchase Parkway; U.S. Highways 62, 68, and 641; and Kentucky Highway 80. Twenty-three trucking companies provide interstate and/or intrastate service to Marshall County. Paducah and Louisville Railway provides rail service to Calvert City, while J & J Railroad operates locally in Hardin. The nearest commercial airline service is available at Barkley Regional Airport near Paducah, 34 miles northwest of Benton. The Kentucky Dam Village State Resort Park Airport, 12 miles north of Benton, maintains a 4,000-foot paved runway to accommodate small aircraft. Two public riverports are located within 26 miles of Benton; the Port of Lyon County and the Paducah-McCracken County Riverport.

Power and Fuel - Electric power is distributed in Benton by the Benton Electric System, in Calvert City by Jackson Purchase Electric Cooperative Corporation and in Hardin by West Kentucky Rural Electric Cooperative Corporation. Natural gas is distributed in Benton by Union Gas Company of Kentucky, in Calvert City by Western Kentucky Gas Company and in Hardin by Hardin Natural Gas System.

Education - The Marshall County School System, which is accredited by the Southern Association of Colleges and Schools, provides primary and secondary education to the county. Seven institutions of higher learning are located within 76 miles of Benton. Vocational training is available locally at the Marshall County Area Vocational Education Center in Benton and at the West Kentucky State Vocational-Technical School, 26 miles northwest of Benton in Paducah.

LABOR MARKET STATISTICS

The Marshall County Labor Market Area includes Marshall County and the adjoining Kentucky counties of Calloway, Graves, Livingston, Lyon, McCracken, and Trigg.

POPULATION

	1990	1980	1970
Labor Market Area	180,416	176,120	159,071
Benton	3,899	3,700	3,652
Calvert City	2,531	2,388	2,104
Hardin	595	545	522
Marshall County	27,205	25,637	20,381

Source: U.S. Department of Commerce, Bureau of the Census, January 1991.

POPULATION PROJECTIONS

	2000	2010	2020	2030
Labor Market Area	172,010	167,200	160,740	151,960
Marshall County	26,940	26,360	25,390	23,960

Source: University of Louisville, Urban Studies Center, State Data Center.

ESTIMATED LABOR SUPPLY

	Current			Not in Labor Force	Future
	Total	Unemployed	Employed Part-Time		Becoming 18 years of age 1992 thru 1996
Labor Market Area*	22,160	5,386	8,883	7,891	11,934
Marshall County	4,744	928	1,218	2,598	1,818

* Additional workers may be drawn from other nearby counties.

Note: Unemployed - persons unemployed and actively seeking work; Employed Part-Time - persons employed but working only 14 to 26 weeks per year; Not in Labor Force - represents the number of persons who would enter the labor force if suitable employment were available (based on the assumption that persons in Kentucky would like to participate in the labor force in the same proportion that they do nationally).

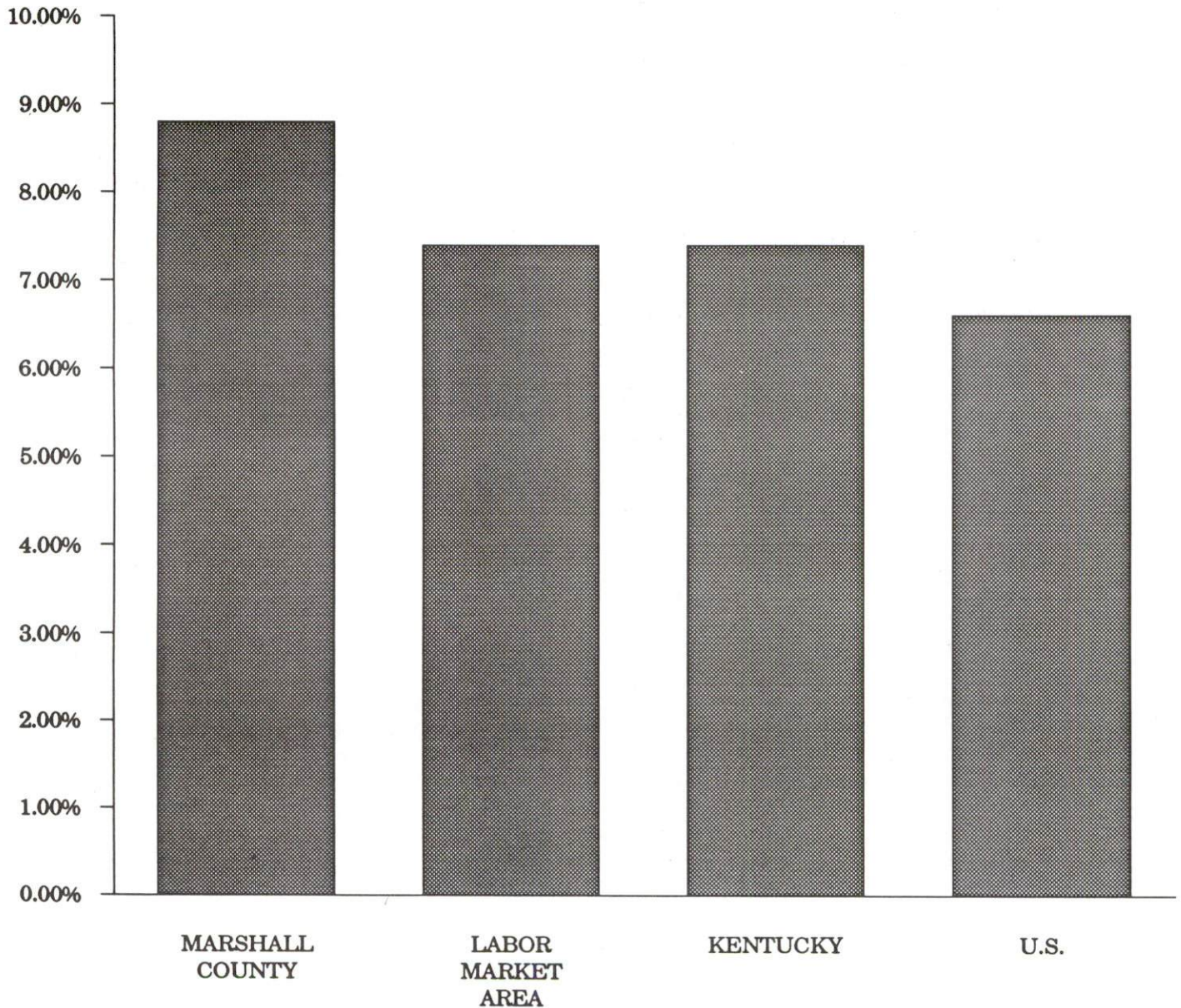
Sources: Kentucky Cabinet for Human Resources, Kentucky Labor Supply Estimates by County, 1989. Kentucky Cabinet for Economic Development, Future Labor Supply Becoming 18 Years of Age, 1992 thru 1996.

LABOR FORCE CHARACTERISTICS OF RESIDENTS, 1991

	Marshall County	Labor Market Area
Civilian Labor Force	11,639	85,239
Employment	10,617	78,952
Unemployment	1,022	6,287
Rate of Unemployment (%)	8.8	7.4

Source: Kentucky Cabinet for Human Resources, Kentucky Labor Force Estimates, Annual Averages, 1991.

UNEMPLOYMENT RATES
1991

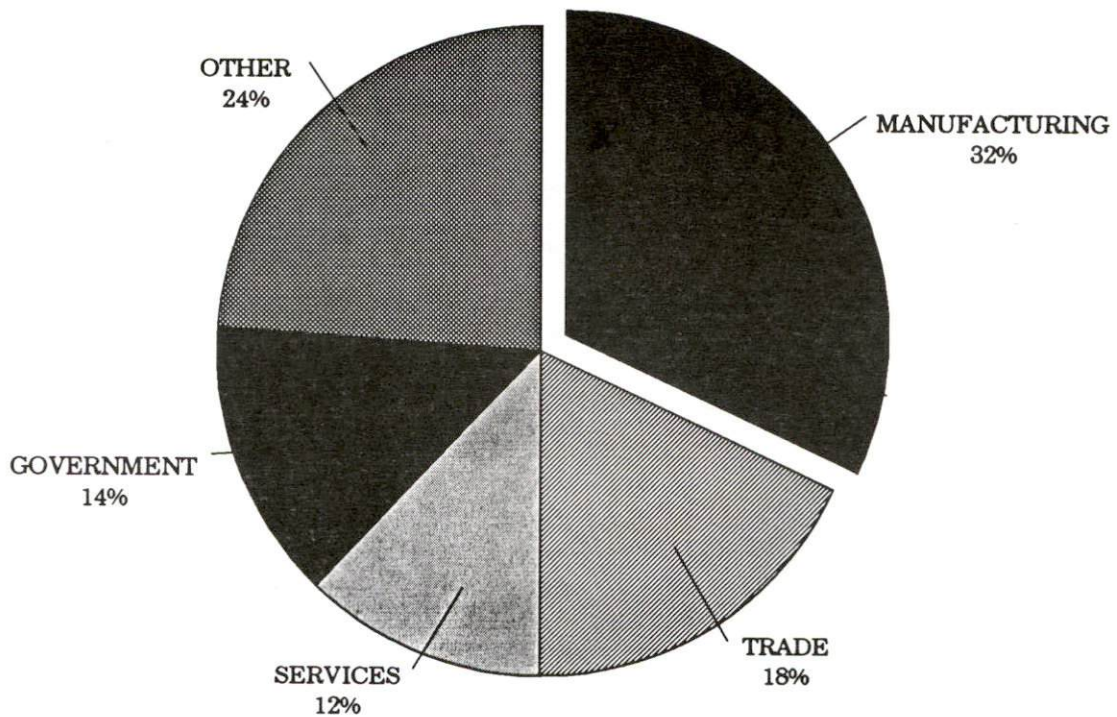


SELECTED COMPONENTS OF NONAGRICULTURAL EMPLOYMENT
BY PLACE OF WORK, 1990

	Marshall County	Labor Market Area
All Industries (total)	9,013	66,425
Manufacturing	2,847	13,494
Wholesale & Retail Trade	1,658	18,790
Services	1,118	13,038
State/Local Government	1,265	10,002
Contract Construction	791	3,492

Note: Excludes domestic workers, railway workers, certain nonprofit corporations, majority of federal government workers, and self-employed workers.
Source: Kentucky Cabinet for Human Resources, Average Monthly Workers Covered by Kentucky Unemployment Insurance Law, 1990.

MARSHALL COUNTY

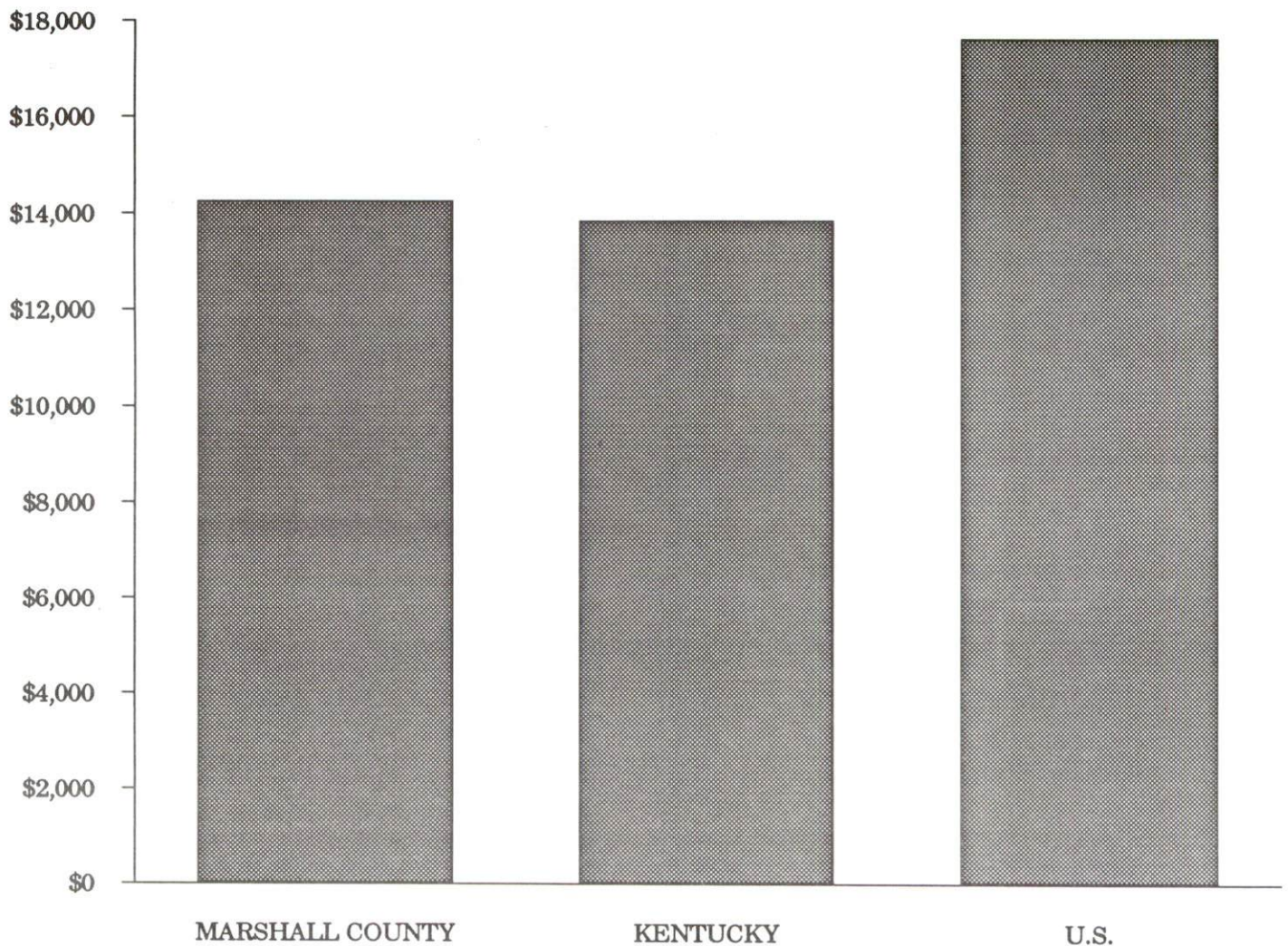


PER CAPITA PERSONAL INCOME

<u>Area</u>	<u>1985</u>	<u>1989</u>	<u>Percent Change</u>
Marshall County	\$11,106	\$14,238	28.2
Labor Market Area Range	\$8,661 - \$12,781	\$11,431 - \$17,054	-
Kentucky	\$10,755	\$13,823	28.5
U.S.	\$13,899	\$17,594	26.6

Source: U.S. Bureau of Economic Analysis, Kentucky Economic Information System, April 1991.

PER CAPITA PERSONAL INCOME
1989



AVERAGE PLACEMENT WAGES

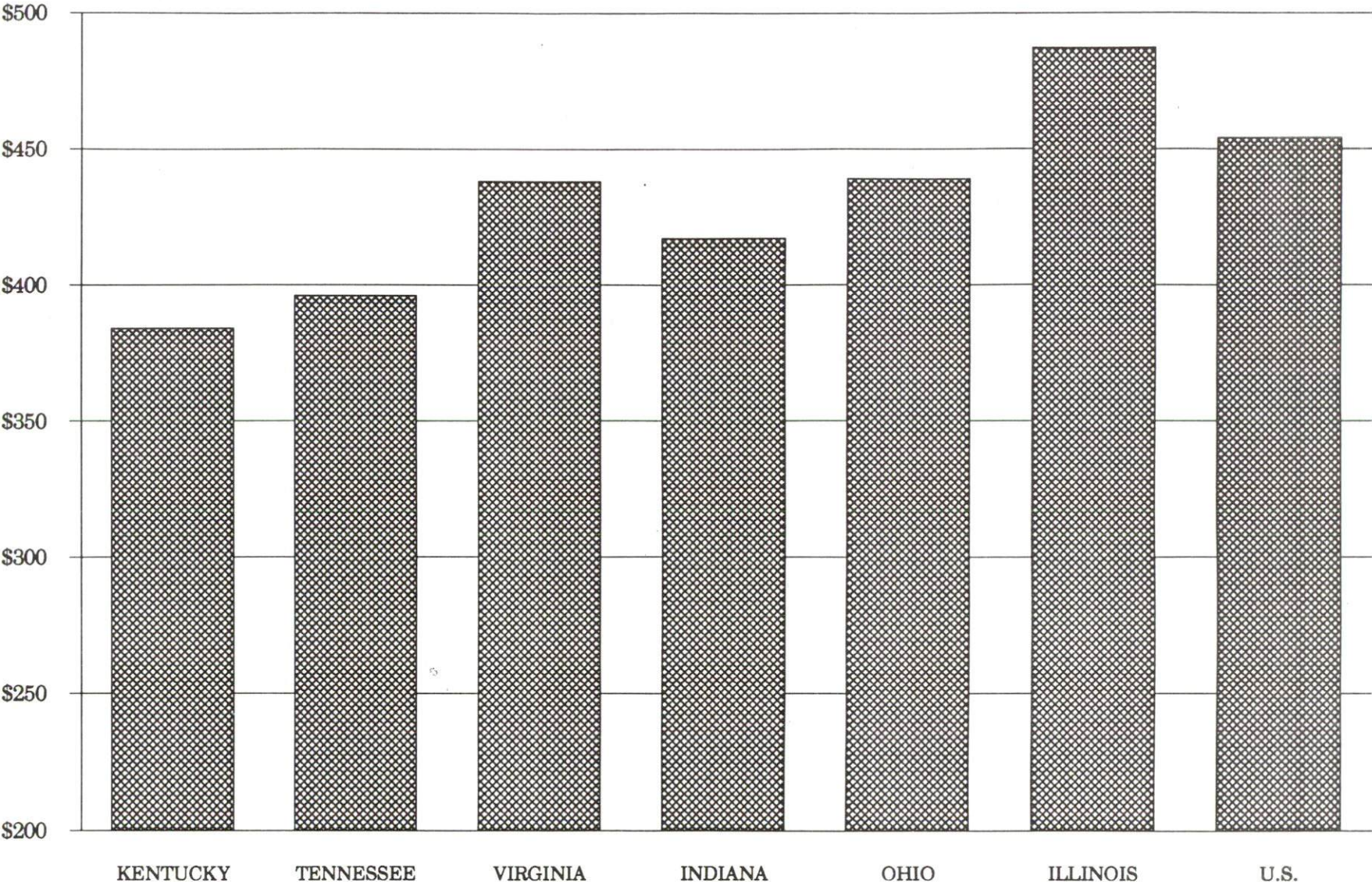
Marshall County is served by the Mayfield local office of the Kentucky Department for Employment Services. The focus of the following data is on job placements made by the Mayfield local office and may therefore be used as an indicator of the wages which employers in the area pay new employees. During the twelve months which ended on June 30, 1990, the local employment office filled 2,823 job openings in various occupational categories. The average hourly wage for selected occupational categories were:

<u>OCCUPATIONAL CATEGORY</u>	<u>NUMBER OF PLACEMENTS</u>	<u>AVERAGE WAGE(\$)</u>
All Occupations	2,823	4.41
Clerical	560	3.82
Sales	24	4.06
Services (excluding domestic)	229	3.72
Agricultural, Fishery, Forestry, etc.	26	4.59
Processing	61	4.60
Machine Trades	93	4.60
Bench Work	1,184	4.35
Structural	362	5.40
Motor Freight/ Transportation	27	5.30
Packaging and Materials Handling	195	4.36

The Mayfield local office also serves Calloway, Fulton, Graves, and Hickman Counties. The above occupational categories are taken from the Dictionary of Occupational Titles published by the U.S. Department of Labor.

Source: Kentucky Cabinet for Human Resources, Department for Employment Services.

AVERAGE WEEKLY WAGES OF WORKERS COVERED BY
UNEMPLOYMENT INSURANCE - 1990



AVERAGE WEEKLY WAGES BY INDUSTRY
BY PLACE OF WORK, 1990*

	Marshall County	Kentucky (State- Wide)	Tennessee	Virginia
All Industries	\$460.33	\$379.97	\$396.00	\$438.00
Mining & Quarrying	N/A	654.24	535.00	635.00
Contract Construction	491.33	401.70	421.00	444.00
Manufacturing	720.47	496.95	449.00	487.00
Transportation, Communications & Public Utilities	492.08	500.70	523.00	575.00
Wholesale & Retail Trade	197.83	255.93	N/A	N/A
Finance, Insurance & Real Estate	354.08	434.93	469.00	508.00
Services	275.85	329.76	378.00	430.00
State/Local Government	321.89	392.28	N/A	N/A
	<u>Indiana</u>	<u>Ohio</u>	<u>Illinois</u>	<u>U. S.</u>
All Industries	\$417.00	\$439.00	\$487.00	\$454.00
Mining & Quarrying	746.00	619.00	747.00	714.00
Contract Construction	475.00	504.00	624.00	503.00
Manufacturing	561.00	595.00	590.00	555.00
Transportation, Communications & Public Utilities	519.00	553.00	610.00	578.00
Wholesale & Retail Trade	N/A	N/A	N/A	N/A
Finance, Insurance & Real Estate	442.00	478.00	619.00	571.00
Services	349.00	382.00	444.00	423.00
State/Local Government	N/A	N/A	N/A	N/A

* Wages for U.S. and surrounding states rounded to nearest dollar.

N/A Not Available.

Note: The average weekly wage for each category includes the salaries and wages of all persons working for that type business. For example, the manufacturing category includes both production workers and administrative personnel. Excludes domestic workers, railway workers, certain nonprofit corporations, majority of federal government workers, and self-employed workers.

Source: Kentucky Cabinet for Human Resources, Average Weekly Wages of Workers Covered by Kentucky Unemployment Insurance Law, 1990. U.S. Department of Labor, Bureau of Labor Statistics, Employment and Wages, Annual Averages, 1990, November 1991.

EXISTING INDUSTRY

MARSHALL COUNTY MANUFACTURING FIRMS, THEIR PRODUCTS AND EMPLOYMENT

<u>Firm</u> (Establishment date)	<u>Product</u>	<u>1991</u> <u>Average Employment</u>
Benton		
Alucobond Technologies, Inc. (1978)	Aluminum composite panels, foamed pvc sheets	91
Bluegrass Juice Products, Inc. (1989)	Frozen juice concentrate	30
Blue Grass Cooperage, Inc. (1948)	Barrel staves, headings, wood chips	19
Edwards Pallet Company (1979)	Specialty skids, dog boxes	4
Kentucky Waterland Press, Tribune Courier (1888)	Newspaper, job printing	14
LTD Welding (1990)	Welding	4
Long Concrete Company (1946)	Concrete block, precast concrete	5
Pro Equipment Company (1987)	Portable cleaning units, car wash equipment	20
Woodside Manufacturing Company, Inc. (1980)	Canvas chairs, boat accessories	8
Zealco Industries (1982)	Cleaning & polishing compounds, high pressure washers	17
Calvert City		
Air Products & Chemicals, Inc., Chemical Group, Calvert City Works (1955)	Polyvinyl alcohol, acetylenics	450
Atochem North America, Inc. (1949)	Plastics, refrigerants, hydrofluoric acid	418
The Carbon/Graphite Group, Inc. (1953)	Acetylene, electric calcined anthracite coal, carbon paste, calcium carbide	65
Degussa Corporation Catalyst Division (1981)	Automotive emissions control catalysts, chemical industry catalysts	26
Estron Chemicals, Inc. (1978)	Acrylic monomer, polyester & sulfonemide resins	20
Guard Screen Company, Inc. (1984)	Security screens	15
IBEX Industries, Inc. (1989)	Vacuum pressure tanks	35
International Specialties Products (1956)	Specialty chemicals	548

(Continued)

<u>Firm</u> <u>(Establishment date)</u>	<u>Product</u>	<u>1991</u> <u>Average Employment</u>
Lake Printers, Inc. (1975)	Job printing	16
North Star Steel Kentucky, Inc. (1983)	Structural steel	225
SKW Alloys, Inc. (1949)	Ferroalloys	141
The BF Goodrich Company (1952)	Caustic soda, acrylic acid polymer, vinyl chloride	314
Westlake Monomers Corporation (1990)	Vinyl chloride	185

Gilbertsville

372 Cox Group (1988)	Aircraft and automotive tools & dies, prototype parts	30
-------------------------	---	----

Hardin

Farmer Brown Country Hams Company (1979)	Country hams, bacon	5
Hardin Grain Elevator, Inc. (1975)	Fertilizer, feed	16
Lees Country Hams (1946)	Country hams, bacon	4
Twin Lakes Shore Line Improvement (1964)	Boat lifts, boat docks	2

Sources: Kentucky Cabinet for Economic Development, Division of Research and Planning. Marshall County Chamber of Commerce.

MAJOR NON-MANUFACTURING FIRM (Calvert City)

LWD, Inc.	Waste disposal facility	175
-----------	-------------------------	-----

RECENT INDUSTRIAL DEVELOPMENTS

Degussa Corporation and Nippon Shokubai Company Ltd. of Osaka, Japan have joined and are constructing a \$20 million catalyst plant at Calvert City, International Catalyst Technology, Inc. The company will employ approximately 75 persons and will produce material for catalytic converters. It will be constructed next to the existing Degussa catalyst facility.

Guard Screen Company, Inc. has constructed a 6,000-foot addition that will double the plants manufacturing space. The \$250,000 expansion will increase employment at the facility.

LABOR ORGANIZATIONS IN MANUFACTURING FIRMS

Union

Aluminum, Brick and Glass
Workers International Union,
AFL-CIO

International Association of
Machinists and Aerospace
Workers, AFL-CIO

International Brotherhood
of Teamsters, Chauffeurs
Warehousemen and Helpers
of America

International Union, United
Automobile, Aerospace, and
Agricultural Implement Workers
of America

Oil, Chemical and Atomic
Workers International Union,
AFL-CIO

United Steelworkers of
America, AFL-CIO-CLC

Representing workers at:

Alucobond Technologies, Inc.

ISP Chemicals; Atochem
North America
The BF Goodrich Company;
Westlake Monomers Corporation

Atochem North America

SKW Alloys, Inc.

Air Products & Chemical, Inc.,
Chemical Group, Calvert
City Works;
The Carbon/Graphite Group, Inc.;
Degussa Corporation Catalyst
Division; Westlake Monomers
Corporation

North Star Steel Kentucky, Inc.

SELECTED INDUSTRIAL SERVICES

<u>Types of Services</u>	<u>Location</u>	<u>Mileage from Benton</u>
*Custom Data Processing	Benton, Kentucky	-
Custom Plastics Producers	Kuttawa, Kentucky	23
Electric Motor Repair	Calvert City, Kentucky Mayfield, Kentucky	15 21
Grinding, Precision & Tool	Mayfield, Kentucky	21
Heat Treating Facilities	Evansville, Indiana	116
Industrial Equipment & Supplies	Calvert City, Kentucky Mayfield, Kentucky	15 21
Industrial Gases	Calvert City, Kentucky	15
Industrial Waste Removal	Calvert City, Kentucky	15
Machine Shops, Tool & Die	Murray, Kentucky	18
Metal Castings	Elkton, Kentucky	76
Metal Finishers	Paducah, Kentucky	26
Metal Service Centers	Hopkinsville, Kentucky	56
Millwrights	Hopkinsville, Kentucky	56
Public Warehouse Facilities	Calvert City, Kentucky	15

Sources: Kentucky Cabinet for Economic Development, Division of Research and Planning. *United Systems & Software, Inc. of Benton, develops software and produces customized programs.

TRANSPORTATION

Highways

Major highways serving Marshall County include Interstate 24, Purchase Parkway, U.S. Highways 62, 68 and 641, and Kentucky Highway 80.

Interstate 24, a major east-west highway, is routed through northern Marshall County and connects with the Purchase Parkway and U.S. Highways 62, 68 and 641. Interstate 24 also provides access to the Western Kentucky Parkway, 26 miles northeast of Benton.

The Purchase Parkway, a multi-lane toll road, traverses north and south through Marshall County. Interchanges on the parkway are located at Interstate 24, at U.S. 68 in central Marshall County, and at Benton. It is projected that in July 1992, the Parkway will no longer be a toll road.

U.S. Highways 62, 68 and 641, and Kentucky Highway 80 are also major routes in Marshall County. All four highways are "AAA"-rated (80,000-pound gross load limit) trucking highways.

HIGHWAY MILES FROM BENTON, KENTUCKY, TO SELECTED MARKET CENTERS

City	Highway Miles	City	Highway Miles
Atlanta, GA	365	Los Angeles, CA	1,934
Baltimore, MD	777	Louisville, KY	200
Birmingham, AL	307	Nashville, TN	124
Chicago, IL	388	New Orleans, LA	553
Cincinnati, OH	300	New York, NY	955
Cleveland, OH	547	Pittsburgh, PA	583
Detroit, MI	550	St. Louis, MO	185
Knoxville, TN	300		

Note: Mileage computations are via the best interstate or primary highways, not necessarily the most direct route of travel.

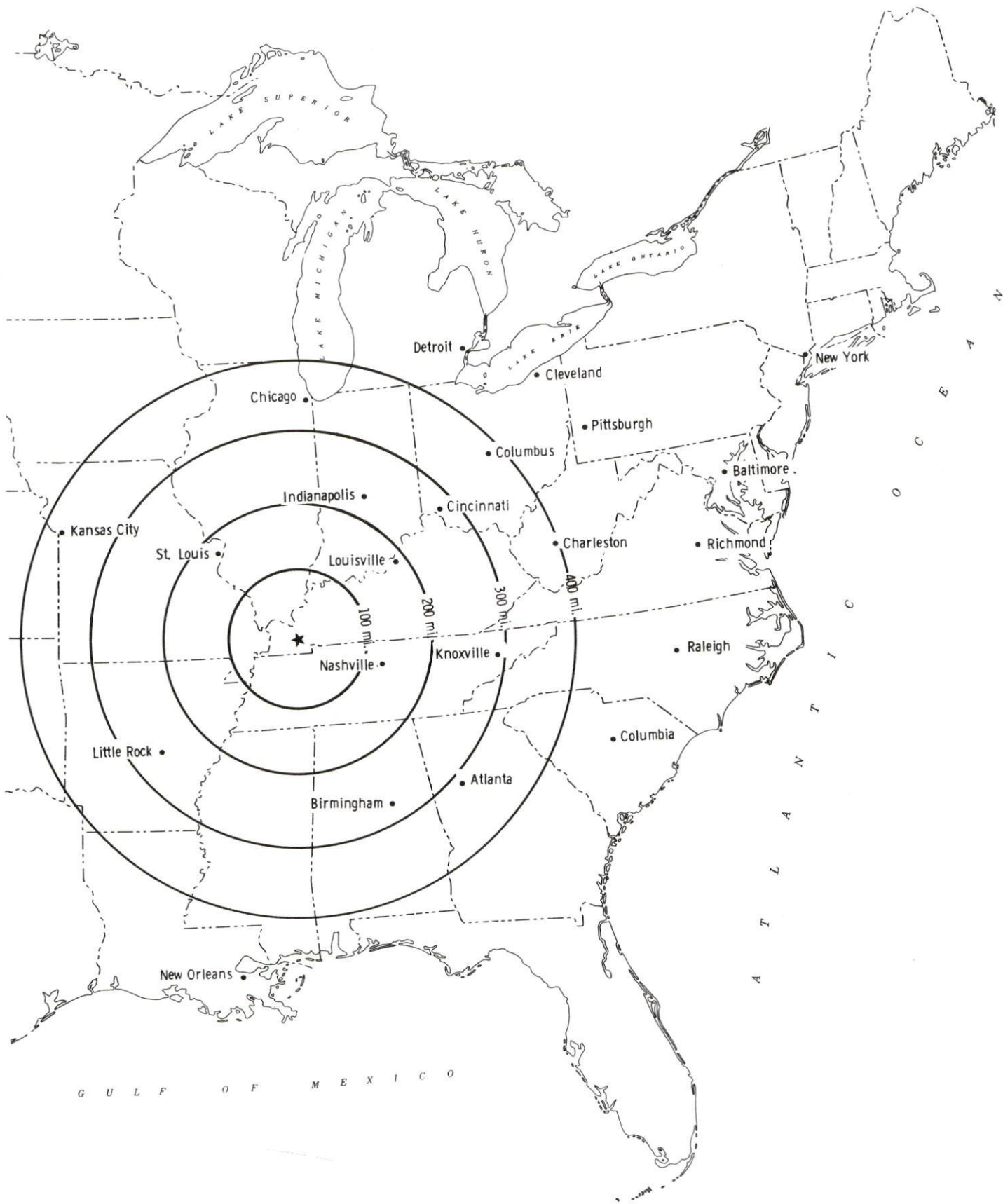
Sources: Rand McNally Standard Highway Mileage Guide. Official Kentucky Mileage Map, 1985.

Truck Service

Twenty-three common carrier trucking companies provide interstate and/or intrastate trucking service to Marshall County

Source: American Motor Carrier Directory, Spring 1992.

Selected Market Centers



Rail

Paducah and Louisville Railway, Inc. provides main line rail service to Calvert City. The nearest intermodal facilities are available via rail, 15 miles west of Calvert City in Paducah, Kentucky. J & J Railroad provides rail service from Hardin to Murray, Kentucky, 11 miles south, where connections can be made with the Kentucky, West Tennessee Railway, Inc.

For details on routing, schedules, rates, and services contact:

Paducah and Louisville Railway, Inc.
1500 Kentucky Avenue
Paducah, Kentucky 42001
(502) 444-4334

and/or

J & J Railroad
Box 131
Hardin, Kentucky 42048
(502) 437-4102

Air

Nearest Small Craft Airport

Location: Kentucky Dam Village State Resort Park Airport
Gilbertsville, 12 miles north of Benton
Runways: 1 paved
Length: 4,000 feet
Traffic
Controls: Wind sock
Lighting: Runway lights (dusk to dawn), REIL, VASI
Services: 100 octane and jet-A fuel, and tie-down
Transportation to Kentucky Dam Village
State Park available.

Nearest Scheduled Airline Service (Commuter)

Location: Barkley Regional Airport
6 miles west of Paducah, Kentucky;
24 miles northeast of Benton
Runways: 2 paved
Length: 6,500 feet; 4,000 feet
Traffic
Controls: Control tower, ILS, VOR and NDB approaches
Lighting: HIRL, MIRL, and MITL
Services: American Eagle, TransWorld Express, Northwest
Airlink; 100LL and jet-A fuel; storage;
hangar; tie-downs; major and minor A & P
repairs; National Weather Service; FAA Flight
Service; Avionics; car rental; taxi

Air Freight

Service: Air carriers accept freight on space available
basis

Scheduled commercial airline service is also available at Evansville Regional Airport near Evansville, Indiana, 116 miles northeast of Benton; and at the Nashville Metropolitan Airport near Nashville, Tennessee, 124 miles southeast of Benton.

Water

The Tennessee River forms the northern boundary of Marshall County and Kentucky Lake forms the eastern boundary of the county. Two major riverports are located near Marshall County, the Paducah-McCracken County Riverport and the Port of Lyon County.

The Paducah-McCracken Riverport is 26 miles northwest of Benton. The Paducah-McCracken County Riverport Authority operates an ice-free, deep water inland waterways port located at Mile 1 on the Tennessee River, at the confluence of the Ohio and Tennessee Rivers, 48 river miles east of where the Ohio River flows into the Mississippi River, and at the head of the Tennessee-Tombigbee Waterway.

The Port of Lyon county is located 26 miles northeast of Benton. The Port Authority of Lyon County operates a port facility in the Lick Creek embayment on Barkley Lake at Cumberland River Mile 43.6. Kentucky Lake is only ten miles from the Port as the two lakes are joined by a one and three-quarter mile long canal, 300 feet wide. It is the only public port on either Barkley Lake or the adjoining Kentucky Lake, and there is only one lock between the Port and the Tennessee-Tombigbee.

UTILITIES

Electricity

Company serving **Benton** - Benton Electric System
Source of power - Tennessee Valley Authority
For industrial rates contact:

Benton Electric System
500 Mayfield Highway
Benton, Kentucky 42025
(502) 527-3666

and/or

South Kentucky Industrial Development
Association, Inc.
P.O. Box 726
Hopkinsville, Kentucky 42241-0726
(502) 885-5392 Fax #(502) 885-9451

Company serving **Calvert City, north and south central Marshall
County** - Jackson Purchase Electric Cooperative Corporation
Source of power - Big Rivers Electric Corporation
For industrial rates contact:

Jackson Purchase Electric Cooperative
Corporation
2900 Irvine Cobb Drive
P.O. Box 3188
Paducah, Kentucky 42002-3188
(502) 442-7321 or (800) 633-4044

and/or

Big Rivers Electric Corporation
201 Third Street
P.O. Box 24
Henderson, Kentucky 42420
(502) 827-2561 Fax #(502) 827-2561

Company serving **Hardin, western, eastern, and southern Marshall
County** - Western Kentucky Rural Electric Cooperative Corporation
Source of power - Tennessee Valley Authority
For industrial rates contact:

South Kentucky Industrial Development
Association, Inc.
P.O. Box 726
Hopkinsville, Kentucky 42241-0726
(502) 885-5392 Fax #(502) 885-9451

and/or

West Kentucky Rural Electric Cooperative
Corporation
1218 West Broadway
P.O. Box 589
Mayfield, Kentucky 42066
(502) 247-1321 Fax #(502) 247-8496

Natural Gas

Company serving **Benton** - Union Gas Company of Kentucky
Source of supply - Texas Gas Transmission Corporation
For rates and supplies contact:

Union Gas Company of Kentucky
c/o City Hall
1009 Main Street
Benton, Kentucky 42025
(502) 527-3717 or (502) 527-8677

Company serving **Calvert City** - Western Kentucky Gas Company
Source of supply - Texas Gas Transmission Corporation
For rates and supplies contact:

Western Kentucky Gas Company
P.O. Box 866
Owensboro, Kentucky 42302
(502) 685-8067

Company serving **Hardin** - Hardin Natural Gas System
Source of supply - Texas Gas Transmission Corporation
For rates and supplies contact:

Hardin Natural Gas System
P.O. Box 57
Hardin, Kentucky 42048
(502) 437-4361

Public Water Supply

Company serving **Benton** - Benton Water System
1009 Main Street
Benton, Kentucky 42025
(502) 527-8677 Fax #(502) 527-2251

Source -	Wells
Total pumping capacity -	880 gallons per minute
Treatment plant capacity -	1,400,000 gallons per day
Average daily consumption -	825,000 gallons
Peak daily consumption -	1,200,000 gallons
Storage capacity -	660,000 gallons
Water pressure -	40 psi to 100 psi

Company serving **Calvert City** - Calvert City Municipal Water & Sewer System
P.O. Box 36
Calvert City, Kentucky 42029
(502) 395-4020

Source -	Wells
Source of supply of treated water -	North Marshall Water District
Amount of water that can be purchased -	400 gallons per minute
Treatment plant capacity -	2,000,000 gallons per day
Average daily consumption -	1,100,000 gallons
Peak daily consumption -	1,200,000 gallons
Storage capacity -	1,000,000 gallons
Water pressure -	50 psi to 110 psi

Company serving **Hardin** - Hardin Water System
P.O. Box 57
Hardin, Kentucky 42048-0057
(502) 437-4361

Source - Treated water is pumped from the Benton Water System
Average daily consumption - 90,000 gallons
Peak daily consumption - 125,000 gallons
Storage capacity - 80,000 gallons
Water pressure - 40 psi to 65 psi

Company serving **portion of Marshall County** -

West Marshall Water District
Route 2
Benton, Kentucky 42025
(502) 527-0682

Source of supply of treated water - Benton Water System
Maximum amount of water available per day - no set limit
Average daily consumption - 40,000 gallons
Peak daily consumption - 50,000 gallons
Storage capacity - 50,000 gallons
Water pressure - 50 psi to 85 psi

Company serving **east Marshall County** -

Jonathan Creek Water Association
P.O. Box 414
Benton, Kentucky 42025
(502) 354-9174

Source - Kentucky Lake
Treatment plant capacity - 1,000,000 gallons per day
Average daily consumption - 600,000 gallons
Peak daily consumption - 960,000 gallons
Storage capacity - 350,000 gallons
Water pressure - 35 psi to 125 psi

Company serving **Northeastern Marshall County** -

North Marshall Water District
Route 7, Box 184
Benton, Kentucky 42025
(502) 527-3208

Source - Wells
Treatment plant capacity - 2,000,000 gallons per day
Average daily consumption - 1,100,000 gallons
Peak daily consumption - 3,100,000 gallons
Storage capacity - 500,000 gallons
Water pressure - 53 psi to 100 psi

The North Marshall County Water District is in the planning stage to construct additional elevated storage tanks.

Sewerage

Company serving **Benton** - Benton Sewer System
1009 Main Street
Benton, Kentucky 42025
(502) 527-8677 Fax #(502) 527-2251

Design capacity - 1,000,000 gallons per day
Average daily flow - 550,000 gallons
Type of treatment - Secondary
Treated effluent discharged into - East Fork Clark's River

Company serving **Calvert City** - Calvert City Municipal Water & Sewer
System
P.O. Box 36
Calvert City, Kentucky 42029
(502) 395-4020

Design capacity - 390,000 gallons per day
Average daily flow - 250,000 gallons
Type of treatment - Secondary
Treated effluent discharged into - Tennessee River

Company serving **Hardin** - Hardin Sewer System
P.O. Box 57
Hardin, Kentucky 42048-0057
(502) 437-4361

Design capacity - 70,000 gallons per day
Average daily flow - 65,000 gallons
Type of treatment - Tertiary
Treated effluent discharged into - Martins Creek

Company serving **Aurora** - Marshall County Sanitation District #1
P.O. Box 21B
Hardin, Kentucky 42048
(502) 474-9736

Design capacity - 150,000 gallons per day
Average daily flow - 80,000 gallons
Type of treatment - Tertiary
Treated effluent discharged into - Kentucky Lake

CLIMATE

Marshall County

Temperature

Normal (29-year record)	57.20 degrees
Average annual 1990	59.50 degrees
Record highest, August 1988 (7-year record)	104.00 degrees
Record lowest, January 1985 (7-year record)	-15.00 degrees
Normal heating degree days (29-year record) (Heating degree day totals are the sums of negative departures of average daily temperatures from 65 degrees F.)	4,283

Precipitation

Normal (29-year record)	46.89 inches
Mean annual snowfall (7-year record)	12.00 inches
Total precipitation 1990	56.63 inches
Mean number days precipitation (.01 inch or more) (7-year record)	108.00
Mean number days thunderstorms (7-year record)	59.60

Prevailing winds

N/A

Relative Humidity (6 year record)

Midnight	82 percent
6 a.m.	86 percent
Noon	58 percent
6 p.m.	64 percent

Source: U.S. Department of Commerce, Environmental Science Services Administration, Climatological Data, 1990. Station of record: Paducah, Kentucky.

LOCAL GOVERNMENT

Structure

The Cities of Benton, Calvert City and Hardin are each governed by a mayor and six council members. The mayors are elected to four-year terms while council members each serve two-year terms. Marshall County is governed by a county judge/executive and three magistrates. Each county official is elected to four-year term.

Planning and Zoning

City agency - City of Benton Planning Commission
Zoning enforced - Within city
Subdivision regulations enforced - Within city and three miles beyond
Local codes enforced - Building and housing
Mandatory state codes enforced - Kentucky Plumbing Code, National Electric Code, Kentucky Boiler Regulations and Standards, Kentucky Building Code (modeled after BOCA code)

City agency - City of Calvert City Planning Commission
Zoning enforced - Within city
Subdivision regulations enforced - Within city only
Local codes enforced - Building and housing
Mandatory state codes enforced - Kentucky Plumbing Code, National Electric Code, Kentucky Boiler Regulations and Standards, Kentucky Building Code (modeled after BOCA code)

Local Fees and Licenses

The City of Benton levies an occupational license tax of one-half of one percent of the gross salaries, wages and commissions of all persons in the city. Annual business licenses are based on the type of businesses. The tax for manufacturing businesses is \$150 for plants with 25+ employees and \$100 for plants with less than 25 employees.

Calvert City levies annual business license fees ranging from \$5 to \$100 for most businesses.

Marshall County levies a one percent occupational license tax on gross salaries, wages and commissions of individuals and on net profits of businesses.

Marshall County schools also levy a one-half of one percent occupational license tax on wages, salaries, and commissions of individuals and on net profits of businesses. Exempted are nonresidents and certain businesses including public service companies that pay ad valorem taxes, insurance companies, banks, and trust companies.

PROPERTY TAXES

The Kentucky Constitution requires the state to tax all classes of taxable property, and state statutes allow local jurisdictions to tax only a few classes. All locally taxed property is subject to county taxes and school district taxes (either a county school district or an independent school district). Property located inside of city limits may also be subject to city property taxes.

Special local taxing jurisdictions (fire protection districts, watershed districts, and sanitation districts) levy taxes within their operating areas (usually a small portion of community or county).

Property assessments in Kentucky are at 100% fair cash value. A 15% reduction is automatically granted for accounts receivable.

STATE PROPERTY TAX RATES PER \$100 VALUATION

<u>Selected Classes of Property</u>	<u>1991 State Rate</u>	<u>Local Taxation Permitted</u>
Real Estate	\$0.187	YES
Manufacturing Machinery	0.150	NO
Pollution Control Equipment	0.150	NO
Inventories		
Raw Materials	0.050	NO
Goods in Process	0.050	NO
Finished Goods	0.050	YES
Motor Vehicles	0.450	YES
Other Tangible Personal Property	0.450	YES
Intangibles (Accounts Receivable, Money on Hand)	0.250	NO

LOCAL PROPERTY TAX RATES PER \$100 VALUATION, 1991

<u>Taxing Jurisdiction</u>	<u>Real Estate</u>	<u>Finished Goods & Tangibles</u>	<u>Motor Vehicles</u>
Marshall County	\$0.2220	\$0.2490	\$0.2470
School Districts:			
Marshall	0.2100	0.2100	0.1010
Cities:			
Benton	0.2330	0.2330	0.2420
Calvert City	0.2500	0.2500	0.2500
Hardin	0.1560	0.1560	0.1600

EDUCATION

Public Schools

Marshall County

Total Enrollment (Fall, 1991)	4,687
Accreditation	Southern Association of Colleges and Schools
Pupil-Teacher Ratio (1990-91)	17.9-1
Percent High School Graduates to College (1990-91)	57.6
Expenditures Per Pupil (1990-91)	\$2,977.18

Nonpublic Schools

<u>School</u>	<u>Enrollment</u>	<u>Grades</u>
Christian Fellowship School	153	K-12
Lakeland Christian Academy	35	K-12

The Marshall County School System has completed construction of an adult education center. This \$170,000 facility contains two large classrooms, and office and storage space.

The Marshall County School System is in the process of constructing two new elementary schools at a cost of \$7 million. Completion to one of the schools is scheduled for August 1992 and the completion date for the other school is set for December 1992.

Area Colleges and Universities

<u>Name</u>	<u>Location (Miles from Benton)</u>	<u>Enrollment (Fall, 1991)</u>
Murray State University	Murray, Kentucky (18)	8,328
Paducah Community College	Paducah, Kentucky (26)	3,182
Hopkinsville Community College	Hopkinsville, Kentucky (56)	3,083
University of Tennessee at Martin	Martin, Tennessee (54)	5,494
Bethel College	McKenzie, Tennessee (56)	581
Madisonville Community College	Madisonville, Kentucky (69)	2,312
Austin Peay State University	Clarksville, Tennessee (76)	6,426

Vocational Training

Vocational training is available at both the state vocational-technical schools and the area vocational education centers. The state vocational-technical schools are post-secondary institutions. The area vocational education centers are designed to supplement the curriculum of high school students. Both the state vocational-technical schools and the area vocational education centers offer evening courses to enable working adults to upgrade current job skills.

Arrangements can be made to provide training in the specific production skills required by an industrial plant. Instruction may be conducted either in the vocational school or in the industrial plant, depending upon the desired arrangement and the availability of special equipment.

Bluegrass State Skills Corporation

The Bluegrass State Skills Corporation, an independent public corporation created and funded by the Kentucky General Assembly, provides programs of skills training to meet the needs of business and industry from entry level to advanced training, and from upgrading present employees to retraining experienced workers.

The Bluegrass State Skills Corporation is the primary source for skills training assistance for a new or existing company. The Corporation works in partnership with other employment and job training resources and programs, as well as Kentucky's economic development activities, to package a program customized to meet the specific needs of a company.

<u>Vocational School</u>	<u>Location (Miles from Benton)</u>	<u>Cumulative Enrollment 1990-1991</u>
West Kentucky State Vocational- Technical School	Paducah, Kentucky (26)	1,203
Marshall County Area Vocational Education Center	Benton, Kentucky	253

OTHER LOCAL FACILITIES

Local Medical Personnel

Physicians - 18
Dentists - 10

Hospitals

<u>General Hospitals</u>	<u>Mileage from Benton</u>	<u>Beds</u>
Marshall County Hospital	Benton	90
Lourdes Hospital	Paducah, 28 miles northwest of Benton	385
Western Baptist Hospital	Paducah	373

Marshall County Hospital

Medical staff - 12 physicians, 31 registered nurses, and 28 licensed practical nurses

Construction of a new cafeteria and renovation of office space is under way at the Marshall County Hospital. Cost of the project is \$300,000.

Lourdes Hospital

Medical staff - 175 physicians, 350 registered nurses, and 130 licensed practical nurses

Western Baptist Hospital

Medical staff - 185 physicians, 276 registered nurses, and 127 licensed practical nurses

Other Medical Facilities

Benton Mental Health Center
Benton Resue Squad - Disaster Emergency Service
Lee Cox Memorial Hospital Clinic (Calvert City)
Benton Medical Clinic
Calvert City Clinic
Traylor Clinic
Marshall County Ambulance Service (Benton and Calvert City)

Newspapers

The Tribune-Courier (weekly)
The Lake News (weekly)

Telephone Service

GTE
South Central Bell Telephone Company
West Kentucky Rural Telephone Cooperative Corporation, Inc.

Banks and Savings & Loan Associations/*Branches

The Bank of Benton (*Aurora-Draffenville)
Bank of Marshall County (Benton) (*Draffenville-Gilbertsville)
First Liberty Bank (Calvert City) (Benton)
Republic Savings Bank (Benton)

RECREATION

Local

Benton, Calvert City, and Hardin each provide city parks with tennis courts, athletic fields, and playgrounds. Benton's park offers a swimming pool and skating facilities. Through a Heritage Conservation Recreation Service grant, Calvert City has a football/soccer field and a mini-park which includes a covered bridge, a walkway, and a picnic area. The Joe Creason Community Center is located in Benton. Facilities include meeting rooms, a kitchen, and a multi-purpose basketball court.

Bowling is available at Draffenville, near Benton. Miniature golf is available at Gilbertsville, near Calvert City, and at Aurora, near Hardin. Country clubs with golf courses and swimming pools are located at Benton and Calvert City. Tourist attractions in Marshall County include Forgotten Past, offering a museum, miniature train rides, go-carts, miniature golf, and horseback riding; and Wonder Waters Park, featuring a giant waterslide, bumper boats and other water-related activities.

Kentucky Dam Village State Park, near Gilbertsville, is one of the largest and most popular vacation resorts in Kentucky. A modern lodge with 72 rooms, six different cottage types, and a 225-site campground make up the accommodations. There is also a dining room overlooking Kentucky Lake, a coffee shop, a snack bar, two gift shops, a meeting room, an activities center, and a recreation room. Recreational activities to choose from include boating and fishing at the largest docking facility in the Kentucky parks system, golf at the 18-hole Village Green Course, proshop, fishing, hiking, horseback riding, picnicking, swimming at the lodge pool or off the sand beach, and tennis.

Charm and serenity exemplify **Kenlake State Resort Park** which is located on Kentucky Lake near Aurora. The park offers hotel and cottage accommodations and an efficient camping site. Other facilities include a nine-hole golf course, pool and lake swimming, horseback riding, hiking trails, fishing, boating, picnicking, planned recreation, and one of the finest tennis complexes in the area.

Area (Within 60 miles)

The National Museum of the Boy Scouts
of America (Murray, Kentucky)
Lake Barkley State Resort Park
The Land Between the Lakes National
Recreation Area
Pennyrile Forest State Resort Park
Columbus-Belmont Battlefield State Park
Bluegrass Downs (Arabian and Quarter Horse racing)

COMMUNITY IMPROVEMENTS

Recent

Calvert City re-certified as a "Kentucky Certified City" in 1991, and is distinguished as a gold award winner recognizing eight consecutive years of certification. Re-certification is based on achievement in the following areas: existing industry assistance, small business assistance, educational resources, and community development factors of health care, public safety, arts and culture, recreation, governmental awareness and resources. The Certified Cities Program is sponsored by the Kentucky Chamber of Commerce.

The Marshall County School System has completed construction of an adult education center. This \$170,000 facility contains two large classrooms, and office and storage space.

Guard Screen Company, Inc. has constructed a 6,000-foot addition that will double the plants manufacturing space. The \$250,000 expansion will increase employment at the facility.

The City of Benton, in June 1992, refurbished the swimming pool at the city park. Total cost of this project was \$100,000.

A 85-bed detention center and a new sheriff complex is being planned in Marshall County. Approximate cost of the project is \$3 million.

Under Way

Degussa Corporation and Nippon Shokubai Company Ltd. of Osaka, Japan have joined and are constructing a \$20 million catalyst plant at Calvert City, International Catalyst Technology, Inc. The company will employ approximately 75 persons and will produce material for catalytic converters. It will be constructed next to the existing Degussa catalyst facility.

The Marshall County School System is in the process of constructing two new elementary schools at a cost of \$7 million. Completion to one of the schools is scheduled for August 1992 and the completion date for the other school is set for December 1992.

Construction of a new cafeteria and renovation of office space is under way at the Marshall County Hospital. Cost of the project is \$300,000.

Planned

Implementation of the enhanced "911" emergency communications system is planned for Marshall County.

The North Marshall County Water District is in the planning stage to construct additional elevated storage tanks.