

10-1999

# Industrial Resources: McCracken County - Paducah

Kentucky Library Research Collections  
Western Kentucky University, [spcol@wku.edu](mailto:spcol@wku.edu)

Follow this and additional works at: [https://digitalcommons.wku.edu/mccracken\\_cty](https://digitalcommons.wku.edu/mccracken_cty)



Part of the [Business Administration, Management, and Operations Commons](#), [Growth and Development Commons](#), and the [Infrastructure Commons](#)

---

## Recommended Citation

Kentucky Library Research Collections, "Industrial Resources: McCracken County - Paducah" (1999). *McCracken County*. Paper 1.  
[https://digitalcommons.wku.edu/mccracken\\_cty/1](https://digitalcommons.wku.edu/mccracken_cty/1)

This Report is brought to you for free and open access by TopSCHOLAR®. It has been accepted for inclusion in McCracken County by an authorized administrator of TopSCHOLAR®. For more information, please contact [topscholar@wku.edu](mailto:topscholar@wku.edu).

# Kentucky

## Resources For Economic Development

### Paducah (McCracken County)

October 1999



Prepared by  
Kentucky Cabinet for Economic Development  
Division of Research  
in cooperation with  
Greater Paducah Economic Development Council  
333 Broadway, Suite 603, P. O. Box 1155  
Paducah, KY 42002  
Phone: 270-575-6633 Fax: 270-575-6648  
E-mail: [kristin\\_reese@infopark.org](mailto:kristin_reese@infopark.org)

Kentucky Cabinet for Economic Development  
Division of Research  
500 Mero Street  
2300 Capital Plaza Tower  
Frankfort, KY 40601  
Telephone: (502) 564-4886  
Fax: (502) 564-3256  
Email: [econdev@mail.state.ky.us](mailto:econdev@mail.state.ky.us)

Cost of printing paid from state funds.

## TABLE OF CONTENTS

	Page
<b>PADUCAH, KENTUCKY – A RESOURCE PROFILE .....</b>	<b>1</b>
<b>LABOR MARKET STATISTICS.....</b>	<b>3</b>
Population.....	3
Population Projections.....	3
Estimated Labor Supply .....	3
Labor Force Characteristics of Residents, 1998 .....	4
Work Force Commuting Patterns, 1990 .....	4
Selected Components of Nonagricultural Employment by Place of Work, 1997.....	4
Per Capita Personal Income.....	6
Average Placement Wages.....	6
Average Weekly Wages by Industry by Place of Work, 1997 .....	7
<b>EXISTING INDUSTRY .....</b>	<b>8</b>
Paducah Manufacturing Firms, Their Products and Employment.....	8
Recent Industrial Developments.....	12
Major Paducah Supportive/Service Employers .....	12
Labor Organizations in McCracken County.....	12
Selected Industrial Services – Within 50 Miles of Paducah .....	13
<b>TRANSPORTATION.....</b>	<b>14</b>
Highways.....	14
Truck Service .....	14
Rail .....	16
Air.....	16
Water .....	16
<b>UTILITIES.....</b>	<b>18</b>
Electricity .....	18
Natural Gas.....	19
Public Water Supply.....	19
Raw Water .....	20
Sewerage .....	20
<b>CLIMATE .....</b>	<b>21</b>
<b>LOCAL GOVERNMENT.....</b>	<b>22</b>
Structure .....	22
Planning and Zoning.....	22
Local Fees and Licenses .....	22
Sales and Use Tax .....	22
State and Local Property Taxes .....	22
<b>EDUCATION.....</b>	<b>24</b>
Primary and Secondary Schools .....	24
Colleges and Technical Schools .....	25
<b>OTHER LOCAL FACILITIES.....</b>	<b>27</b>
<b>RECREATION .....</b>	<b>28</b>
<b>APPENDIX - DEFINITIONS .....</b>	<b>30</b>



## PADUCAH, KENTUCKY – A RESOURCE PROFILE

Paducah, the county seat of McCracken County, is the major economic center and the largest urban area in west Kentucky's Jackson Purchase Region. Paducah is located at the confluence of the Ohio and Tennessee Rivers (the head of the Tennessee-Tombigbee Waterway) and approximately 48 river miles east of the confluence of the Ohio and Mississippi Rivers. Paducah is located 137 miles northwest of Nashville, Tennessee; 176 miles southeast of St. Louis, Missouri; and 217 miles southwest of Louisville, Kentucky.

McCracken County covers a land area of 251 square miles and had an estimated 1998 population of 64,460 persons. Paducah had an estimated population of 25,883 in 1998.

**The Economic Framework** – McCracken County firms employed 36,695 people in 1997. Contract construction firms provided 2,192 jobs; manufacturing firms in the county reported 4,905 employees; wholesale and retail trade provided 11,662 jobs; 10,553 were employed in the service industry; and state and local government accounted for 3,365 jobs.

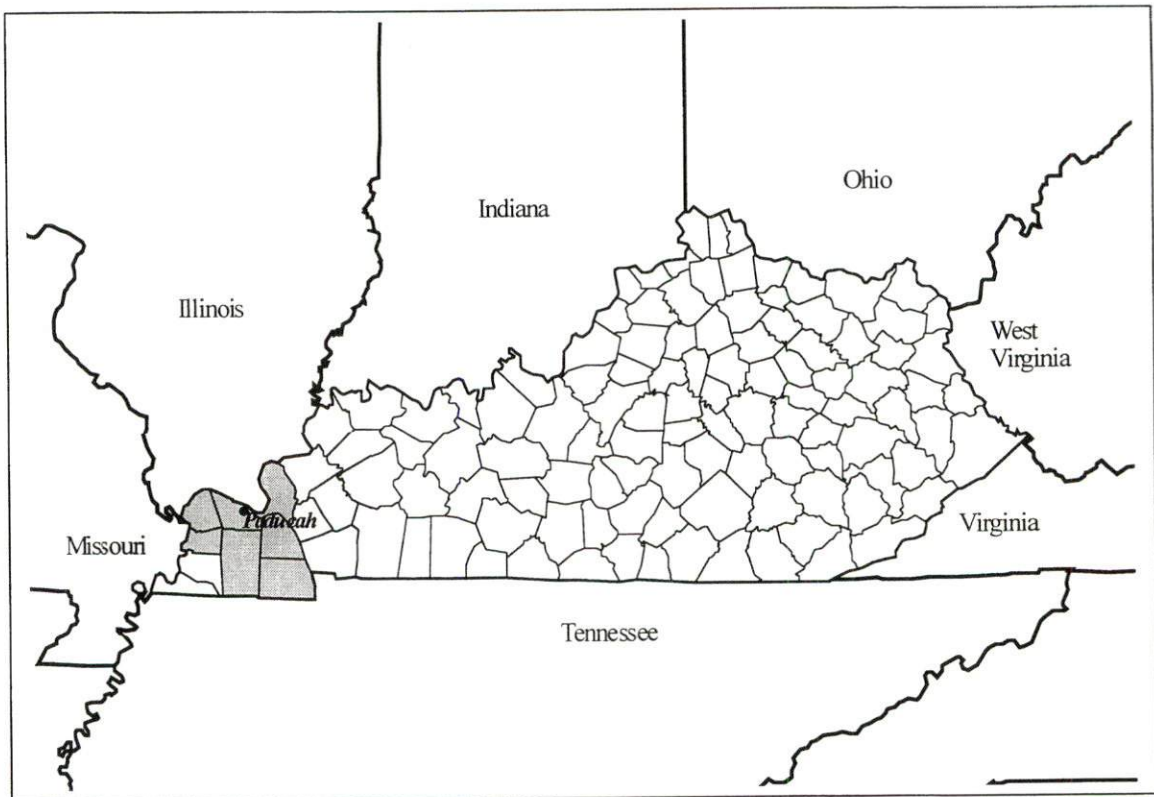
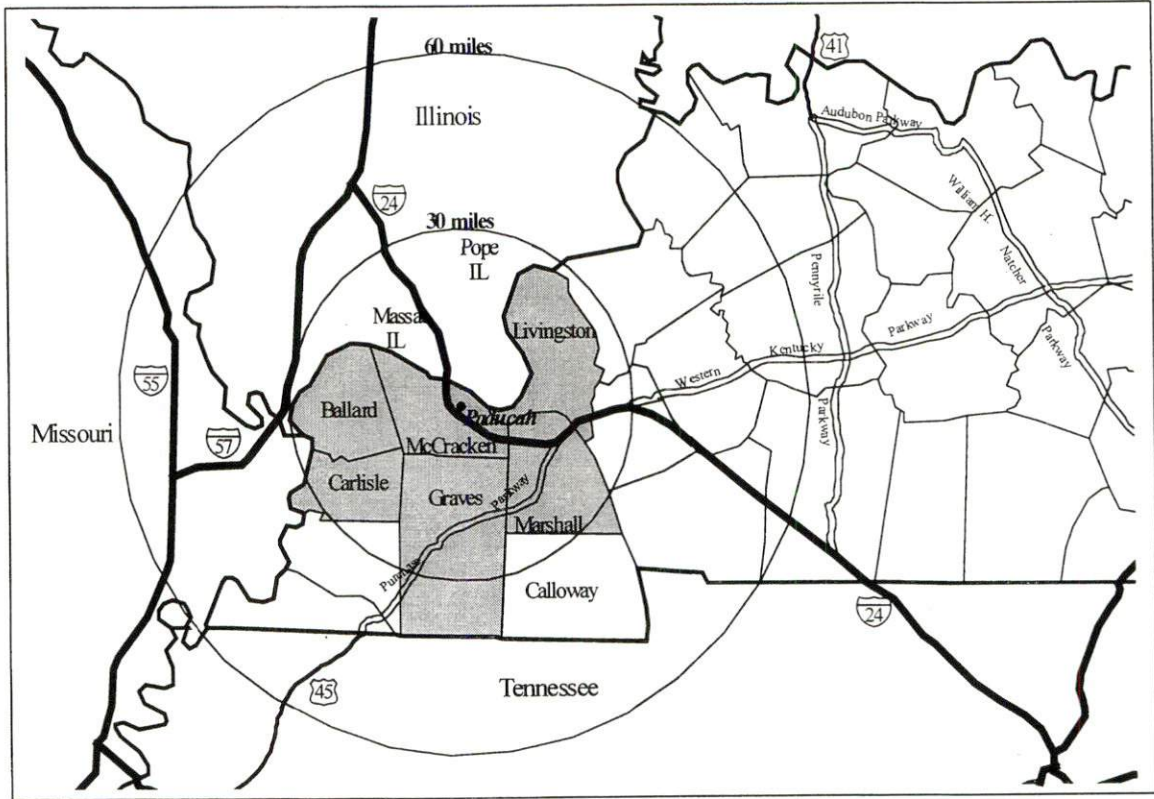
**Labor Supply** – There is a current estimated labor supply of 41,099 persons available for industrial jobs in the labor market area. In addition, from 1999 through 2003, approximately 13,434 young persons in the labor market area will become 18 years of age and potentially available for industrial jobs.

**Transportation** – Major AAA-rated trucking highways serving Paducah include Interstate 24 and U.S. Highways 45, 60, and 62. The Interstate 24 Downtown Loop provides direct access between downtown and Interstate 24. Twenty-four trucking companies provide interstate and/or intrastate service to Paducah. Three maintain local terminals. The Paducah & Louisville Railway provides main line rail service to the Paducah area. Connections with the Canadian National Railway and the Burlington Northern Railroad are located near Paducah. The Barkley Regional Airport, six miles west of Paducah, provides scheduled commuter airline service. The Paducah-McCracken County Riverport Authority operates a public riverport at the confluence of the Ohio and Tennessee Rivers.

**Power and Fuel** – The Paducah Power System provides electric power to Paducah. The Big Rivers Electric Corporation provides electric power to most of McCracken County through the Jackson Purchase Electric Cooperative Corporation. Kentucky Utilities Company provides electric power to a small portion of the county. Western Kentucky Gas Company provides natural gas service to Paducah.

**Education** – The Paducah Independent School System and the McCracken County School System provide primary and secondary public education to McCracken County residents. Paducah Community College confers associate degrees. Four other colleges and universities are located within 60 miles of Paducah. The West Kentucky Technical College provides postsecondary technical training in Paducah. The Paducah Area Technology Center provides secondary technical training.

## Labor Market Area Maps



**Note:** To obtain detailed topographical and general highway maps contact Maps and Publications at 502-564-4715, or for industrial site maps contact the Site Evaluation Division at 502-564-7140.

## LABOR MARKET STATISTICS

The Paducah labor market area includes McCracken County and the following additional counties: Ballard; Calloway; Carlisle; Graves; Livingston; Marshall; Massac, IL; and Pope, IL.

### Population

	<u>1980</u>	<u>1990</u>	<u>1995*</u>	<u>1998*</u>
Labor Market Area	193,925	195,696	203,895	207,729
McCracken County	61,310	62,879	64,701	64,460
Paducah	29,315	27,256	26,715	25,883

**Note:** \* Population estimates.

**Source:** U.S. Department of Commerce, Bureau of the Census.

### Population Projections

	<u>2000</u>	<u>2010</u>	<u>2020</u>
Labor Market Area	208,484	211,830	211,582
McCracken County	64,865	65,004	64,456

**Source:** University of Louisville, Urban Studies Center, State Data Center. Out-of-state counties within the labor market area computed by the Kentucky Cabinet for Economic Development.

### Estimated Labor Supply

	<u>Available Labor, 1998</u>			<u>Future Labor</u>	
	<u>Total</u>	<u>Unemployed</u>	<u>Potential Labor Supply</u>	<u>Under-employed</u>	<u>Becoming 18 years of age 1999 through 2003</u>
Labor Market Area	41,099	5,498	3,956	31,645	13,434
McCracken County	19,448	1,479	1,154	16,814	4,396

**Note:** Unemployed – people not working but actively seeking work. Potential Labor Supply – represents the number of persons not in the labor force, but would like a job (based on national estimates). Underemployed – people employed in wholesale/retail trade and non-professional services. See Appendix for further explanation.

**Sources:** U.S. Department of Labor, Bureau of Labor Statistics. U.S. Department of Commerce, Bureau of the Census. Kentucky Cabinet for Economic Development, Future Labor Supply Becoming 18 Years of Age, 1999 through 2003.



### Labor Force Characteristics of Residents, 1998

	<u>McCracken County</u>	<u>Labor Market Area</u>
Civilian Labor Force	33,713	103,907
Employed	32,234	98,409
Unemployed	1,479	5,498
Unemployment Rate (%)	4.4	5.3

**Source:** U.S. Department of Labor, Bureau of Labor Statistics.

### Work Force Commuting Patterns, 1990

Workers commuting into McCracken County	9,388
Workers commuting out of McCracken County	3,556
Workers residing and working in McCracken County	23,555

**Source:** University of Louisville, State Data Center.

### Selected Components of Nonagricultural Employment by Place of Work, 1997

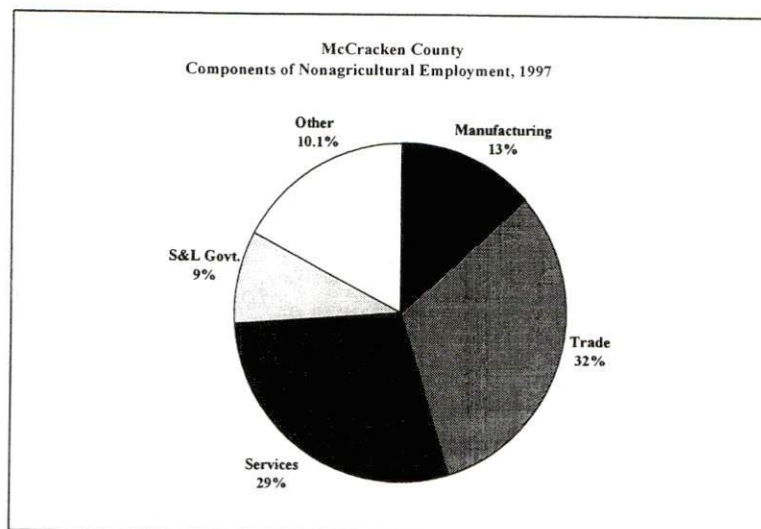
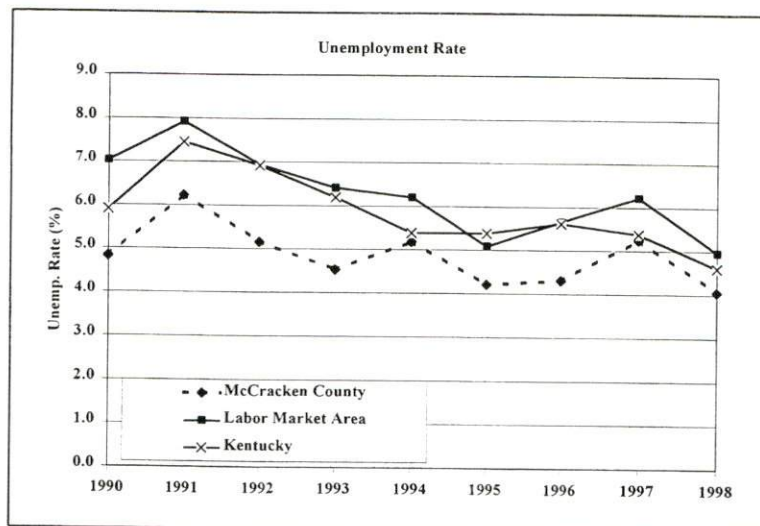
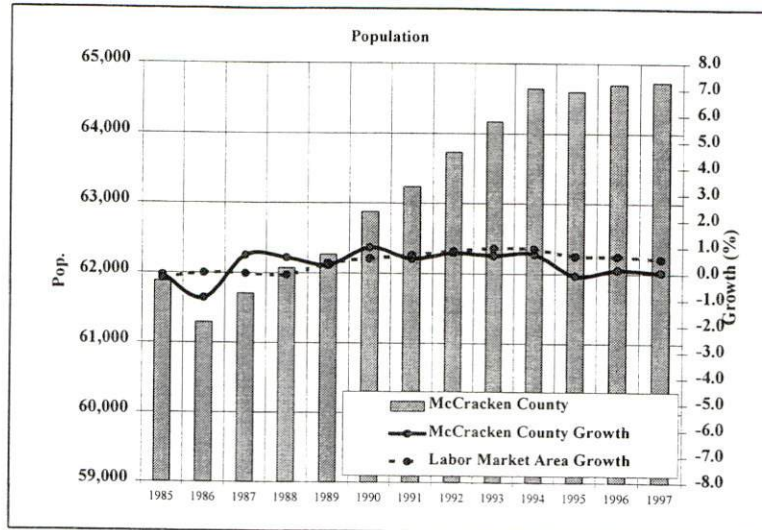
	<u>McCracken County</u>	<u>Labor Market Area</u>
All Industries	36,695	84,193
Mining & Quarrying	N/A	195
Contract Construction	2,192	4,944
Manufacturing	4,905	16,908
Transportation & Public Utilities	2,605	5,962
Wholesale & Retail Trade	11,662	22,860
Finance, Insurance, & Real Estate	1,221	2,703
Services	10,553	18,516
State & Local Government	3,365	11,196
Other	147	458

**Note:** Excludes domestic workers, railway workers, certain nonprofit corporations, majority of federal government workers, and self-employed workers. N/A – Data not available.

**Source:** Kentucky Workforce Development Cabinet, Average Monthly Workers Covered by Kentucky Unemployment Insurance Law, 1997. Out-of-state counties within the labor market area provided by the respective states' departments for employment services.



## Selected Charts



### Per Capita Personal Income

	<u>1993</u>	<u>1997</u>	<u>Percent Change (1993-1997)</u>
McCracken County	\$20,089	\$24,231	20.6%
Kentucky	\$17,309	\$20,570	18.8%
U.S.	\$21,368	\$25,288	18.3%
Labor Market Area Range	\$12,603 - \$20,089	\$14,255 - \$24,231	-

**Source:** U.S. Department of Commerce, Bureau of Economic Analysis, 1998.

### Average Placement Wages

The Kentucky Department for Employment Services local office in Paducah serves McCracken County. The focus of the following data is on job placements made by the Paducah local office and may therefore be used as an indicator of the wages which employers in the area pay new employees. During the twelve months ended on June 30, 1998, the local employment office filled McCracken County job openings in various occupational categories. The average hourly wage for selected occupational categories were:

	<u>Number of Placements</u>	<u>Average Wage (\$)</u>
All Occupations	1,300	6.71
Professional, Technical & Managerial	23	8.99
Clerical	380	5.67
Sales	72	5.86
Domestic	3	5.08
Services (excluding domestic)	242	5.61
Agricultural, Fishery, Forestry, etc.	26	6.26
Processing	75	8.41
Machine Trades	23	6.51
Bench Work	13	6.19
Structural	260	8.66
Motor Freight & Transportation	91	7.78
Packaging & Materials Handling	87	6.36
Other	5	5.64

**Note:** Occupational categories are taken from the Dictionary of Occupational Titles published by the U.S. Department of Labor. The Paducah local office serves Ballard, Carlisle, Livingston, McCracken, and Mars Counties.

**Source:** Kentucky Workforce Development Cabinet, Department for Employment Services.

**Average Weekly Wages by Industry by Place of Work, 1997**

	<u>McCracken County</u>	<u>Kentucky (Statewide)</u>	<u>Tennessee</u>	<u>Virginia</u>
All Industries	\$473.96	\$488.00	\$521.00	\$555.00
Mining & Quarrying	N/A	790.00	839.00	772.00
Contract Construction	488.48	516.00	561.00	544.00
Manufacturing	691.23	644.00	621.00	644.00
Transportation & Public Utilities	642.14	648.00	653.00	761.00
Wholesale & Retail Trade	320.59	337.00	391.00	392.00
Finance, Insurance, & Real Estate	566.80	613.00	696.00	748.00
Services	486.08	440.00	495.00	580.00
State & Local Government	484.57	484.00	494.00	530.00
	<u>Indiana</u>	<u>Ohio</u>	<u>Illinois</u>	<u>U.S.</u>
All Industries	\$530.00	\$553.00	\$634.00	\$578.00
Mining & Quarrying	849.00	773.00	881.00	961.00
Contract Construction	604.00	619.00	765.00	610.00
Manufacturing	732.00	776.00	792.00	737.00
Transportation & Public Utilities	633.00	669.00	764.00	724.00
Wholesale & Retail Trade	351.00	384.00	452.00	411.00
Finance, Insurance, & Real Estate	624.00	682.00	938.00	863.00
Services	452.00	486.00	575.00	547.00
State & Local Government	510.00	567.00	615.00	576.00

**Note:** The average weekly wage for each category includes salaries and wages of all persons working for that type of business. For example, the manufacturing category includes both production workers and administrative personnel. Domestic workers, railway workers, certain nonprofit corporations, majority of federal government workers, and self-employed workers are excluded. Wages for U.S. and surrounding states rounded to nearest dollar. N/A – Data not available.

**Sources:** Kentucky Workforce Development Cabinet, Average Weekly Wages of Workers Covered by Kentucky Unemployment Insurance Law, 1997. U.S. Department of Labor, Bureau of Labor Statistics, Employment and Wages, Annual Averages, 1997, December 1998.



## EXISTING INDUSTRY

### Paducah Manufacturing Firms, Their Products and Employment

<u>Firm</u>	<u>Product(s)</u>	<u>1999 Emp.</u>	<u>Date Established</u>
Ad Sheet	Newspaper publishing	10	N/A
Air Products & Chemicals, Inc.	Industrial gases: oxygen	10	1941
Alliant Foodservice, Inc.	Wholesale food distribution	133	1951
Aluma Kraft Sales & Manufacturing Co.	Plastics products	130	1954
American Quilters Society	Periodical & book publishing; commercial typesetting	50	1984
AmeriSource Corporation	Drugs, proprietaries & sundries	325	1876
Amtrol, Inc.	Pressurized cylinders	84	1976
Arch Environmental Equipment, Inc.	Belt cleaners & scrapers	48	1977
Blackhawk Bakery, Ltd.	Dinner rolls	26	1947
Brown's Plating Service, Inc.	Plating	20	1959
Calendars Unlimited	Computer typesetting	7	1989
Capital Steel Ventures, Inc.	Structural steel, aluminum, stainless steel, heavy alloy & plate work fabricating	25	1955
Cedarholm Co., Inc.	Fiberglass environmental containment tanks	5	1993
Chemical Packaging Corp.	Rubber feedstocks	165	1997
Cleveland Armstrong Co.	Valves, diverts, gates	55	1976
Cockrell Industries, Inc.	Special dies, tools, jigs & fixtures	3	1979
Cole Electric Supply, Inc.	Heating & air conditioning fitting & sheet metal fabricating	4	N/A
Cole Electric Supply, Inc.	Heating & air conditioning fitting & sheet metal fabricating	17	N/A
Cole Lumber Co., Inc.	Roof & floor trusses	75	1946
Commercial Door & Hardware	Metal doors, sash & trim	19	1980
Creative Design Cabinetry	Commercial wood & laminated cabinets, cases & displays	3	1993
Curtis Color Laboratory	Photofinishing laboratories	38	N/A
Davis Metrology & Mfg. Co.	Machine shop: inspection instruments, coordinate measuring equipment, machinery building & repairing	10	1975
Desco Diesel Equipment Service	Diesel, marine & industrial engine rebuilding	3	1995
Dippin' Dots, Inc.	Ice cream & yogurt	130	1988
Distinctive Building Products	Stairways, kitchen cabinets & custom woodworking	7	1997
Dry Ice Sales & Service, Inc.	Ice	12	1989
Falconite, Inc.	Construction machinery	155	1962
Federal Materials Co., Inc.	Ready-mixed concrete, fine aggregates, septic tanks, sand & gravel	80	1938



<u>Firm</u>	<u>Product(s)</u>	<u>1999 Emp.</u>	<u>Date Established</u>
Flagship Printing	Commercial offset, lithographic & letterpress printing; typesetting; spiral binding	15	1894
Fuller, H. B. Co.	Adhesives	117	1887
G & W Manufacturing	Misc. fabricated wire products	2	1982
Gilliam Candy Co., Inc.	Hard candy, mints & flavored stick candy	60	1927
Good Ole Boys Wild Game Cookbook	Cookbook publishing	1	1990
Gray, Guy Manufacturing Co., Inc.	Recessed metal boxes for washing machine supply & drain	33	1958
Harper Industries, Inc.	Ready-mixed concrete & concrete block	12	1980
Hawley Products, Inc.	Audio & video equipment	150	1984
Hultman, Inc.	Plastic, wooden, metal & screen printed signs; fabric screen printing & embroidering service	35	1983
Ideal Reel Co., Inc.	Steel, welding, stainless steel, electrical wire & ties; concrete material & dispensing devices	8	1953
Image Graphics, Inc.	Book, publication & commercial color printing; typesetting; perfect & saddle stitch binding	39	1962
Ingram Sheet Metal	Sheet metal fabricating; arc, gas heliarc, MIG & TIG welding	3	1977
Jackson Metal Services, Inc.	Metal service centers & offices	10	1999
James Marine, Inc.	Marine services	350	N/A
Jim's Custom Millwork	Millwork, entertainment centers, mantels, bookcases & moldings	2	1991
Jim's Wood Shop	Kitchen, bath, entertainment & custom wooden cabinets	1	1973
Jimar Paving	Paving materials	3	N/A
Kaler Sign Co.	Electrical, neon, magnetic, metal, plastic & wooden signs	10	1980
Keeling's Kustom Kabinets	Kitchen, household, entertainment & custom wooden cabinets	8	1983
Kentucky Publishing, Inc.	Newspaper publishing	15	1953
Kotter Ready Mix, Inc.	Ready-mixed concrete	30	1985
Lindley, Inc.	Construction machinery	22	1991
Lone Oak News	Publish newspaper	3	1992
Lone Oak Printing Co.	Computer typesetting; spiral wire & plastic binding service	3	1990
Lone Oak Trophy House	Magnetic & plastic signs	4	1969
Long Concrete Industries, Inc.	Precast concrete steps, bumpers, blocks & septic tanks	50	1946
MCM Plastics LLC	Custom plastic injection molding	30	1995
McDonald Ford, Inc.	Fiberglass miniature golf figures & mirrors	2	1979
Marshall Jewelers	Custom gold jewelry	3	1990
Matweld, Inc.	Hydraulic railroad track maintenance equipment	17	1979
Metzger Packing Co., Inc.	Meat processing; smoked hams, hot dogs, bacon, lunch meats & sausage products	50	1970
Midwest Sales & Service	Chemical blending	3	1977
Millwork Sales of KY Inc.	Millwork: wooden doors & windows	30	N/A

<u>Firm</u>	<u>Product(s)</u>	<u>1999 Emp.</u>	<u>Date Established</u>
Minuteman Press	Commercial offset printing, computer typesetting, glue & staple binding	4	1984
Mitchell Machine Shop, Inc.	Machine shop: arc & gas welding, mill & lathe work, general machining, cutting, honing, drilling, and boring	6	1932
More Power Diesel, Inc	Diesel engine rebuilding	8	1987
Mr O's Signs & Screen Printing	Metal, wooden, plastic, sandblasted & screened signs; textile screen printing	3	1990
N & N Machine	Machine shop: industrial machine parts	15	1981
Normandy Mfg. Co., Inc.	Women's sportswear	90	1935
O. P. S. Printing Services	Offset printing, typesetting & desktop publishing; plastic, spiral, side & saddle stitch binding	3	1994
Orange's Propeller Service	Machine shop: arc & gas welding; propeller repairing	3	1989
Orthopedic Services of Paducah	Artificial limbs, orthotic braces & equipment	5	1992
Paducah Printing Co.	Commercial offset printing; computer typesetting; glue, spiral wire, side & saddle stitch binding	35	1877
Paducah Production, Inc.	Electrodes	10	1992
Paducah Rigging Co., Inc.	Wire rope & towboat rigging equipment	14	1974
Paducah Sheet Metal, Inc.	Sheet & custom metal fabricating	35	1954
Paducah Supply Co.	Sheet metal fabrication	15	N/A
Paducah Tent & Awning	Custom aluminum fabricating; canvas tents & awnings	6	1932
Paxton Media Group, Inc.	Newspaper publishing & offset printing	166	1896
Pebco, Inc.	Bulk handling conveyor systems	19	1977
Peck's, Don Printing Shop	Offset printing & saddle stitch binding	16	1924
Perdew's Decorative Iron	Ornamental iron fabricating: hand railings, fences & security doors	2	1972
PeTroCoke, Inc.	Petroleum coke processing	7	1984
Plymouth Rock Cultured Stone	Cultured stone design & manufacturing	6	1962
Precision Machine, Inc.	Machine shop: ship repairing, metal & plastic fabricating, arc & gas welding	50	1970
Production Xpress	Commercial printing	3	1992
Purchase Engineering	Electrical control panels	10	1983
Quimby's Rubber Stamps	Rubber stamps, plastic signs, engraving & laminating service	2	1987
Railway Technology, Inc.	Railroad hydraulic switches	12	1994
Reams Custom Cabinets	Custom mantels, shelving, vanities, counter tops, commercial & household kitchen, bath, entertainment, laminated cabinets	2	1980
Recognition Plus	Plaque & trophy engraving, screen printing & plastic signs	5	1990
Reynolds & Doyle, Inc.	Custom built wooden & plastic laminated bank & school cabinets, fixtures, desks & teller stations	30	1947
Riverway Electric, Inc.	Re-winding generators & large motors, motor sales & control sales, electrical apparatus		1999



<u>Firm</u>	<u>Product(s)</u>	<u>1999 Emp.</u>	<u>Date Established</u>
Ross Packing Co.	Sausage & beef patty processing & packaging	4	1915
Schroeder Publishing Co., Inc.	Magazine & antique book publishing	48	1970
Signco	Architectural, electrical, magnetic, metal, painted, plastic, vinyl lettered & wooden signs	3	N/A
Silk Tree Factory	Silk trees	20	N/A
Sisteel Corporation	Fabricated plate work	25	1955
SOTCO, Inc.	Textile equipment	14	1907
Southern States Cooperative	Fertilizer mixing	7	N/A
South-Side Machine Shop	General machining, arc, gas, MIG & TIG welding, drilling, boring, cutting, honing, mill & lathe work	32	1979
Sun Publishing	Newspaper publishing	16	N/A
Syntechinics, Inc.	Fiberglass reinforced rail tank pans, barge & railroad car covers, wood molds & tooling	35	1980
Terry's Jewelry & Gifts	Gold, silver & platinum decorative jewelry	1	N/A
Thrifty Nickel Want Ads	Shopping news publishing	10	1997
Tick Brothers, Inc.	Steel	48	1906
Triangle Insulation & Sheet Metal	Sheet metal fabrication	100	1954
Trinity Marine Products	Railroad equipment	45	1985
Troutman Sign Graphics	Redwood, magnetic & aluminum signs; screen printing; embroidering service; decals; printed advertising specialties; vinyl die cut truck & window lettering	8	1967
Turner Dairies, Inc.	Dairy products	18	1946
Turner Publishing Co.	Book publishing	25	1985
TWI, Inc.	Non-destructive inspection & testing	11	1987
Tyler Flight, Inc.	General engineering machine shop	8	N/A
Tyler Mountain Water Co.	Bottled water	65	1930
Uni-Par Lighting Corp.	Stage lighting	2	1988
USEC	Enriched uranium	1,800	1952
Victor Enterprises, Inc.	Machine shop: general, lathe, mill & CNC machining, machinery rebuilding, drilling, boring, cutting, honing, surface, OD & ID grinding	15	1974
Vinyl Window Technologies	Vinyl windows	130	N/A
VMV Enterprises, Inc.	Diesel & electric locomotives; marine engines rebuilding & repairing	650	1986
Walker Boat Yard, Inc.	Barge & boat building & repairing	180	1946
West Kentucky Machine Shop, Inc.	Machine shop: drilling, boring, cutting, honing, lathe & mill work, general machining, steel fabricating, arc & gas welding & marine repair	40	1984
Whayne Supply, Inc.	Heavy construction equipment rental	44	1913
Wilbert Vault Company of Paducah, Inc.	Concrete products	8	1962
Window Factory	Replacement vinyl windows	10	1976

<u>Firm</u>	<u>Product(s)</u>	<u>1999 Emp.</u>	<u>Date Established</u>
Wood Products, Inc.	Custom laminated & wooden cabinets, counter tops & furniture; custom woodwork	4	1990
Young Printing Co.	Lithographic & letterpress printing; typesetting	3	1910
Yurway Designs	Custom laminated residential & office cabinets	4	1990
Zebra Graphics, Inc.	Offset printing, computer typesetting & saddle stitch binding	6	1997

**Note:** N/A - Data not available.

**Sources:** Kentucky Directory of Manufacturers published by Harris InfoSource in cooperation with the Kentucky Cabinet for Economic Development, Division of Research; Greater Paducah Economic Development Council.

### Recent Industrial Developments

The newest manufacturing companies in Paducah are JMS Metal Services and Tyler Mountain Water.

### Major Paducah Supportive/Service Employers

<u>Name of Business/Firm</u>	<u>Type of Business</u>	<u>Employment</u>
LYNX Services from PPG	Insurance claims center	20
Alliant Food Services, Inc.	Distribution	120
Service Script, Inc.	Distribution	60
Duke & Long	Fuel distribution & convenience store operator	184

**Source:** Greater Paducah Economic Development Council.

### Labor Organizations in McCracken County

Grain Processors

International Brotherhood of Boilermakers, Iron Ship Builders, Blacksmiths, Forgers and Helpers

Sheet Metal Workers' International Association

**Source:** Kentucky Cabinet for Economic Development, Division of Research.



**Selected Industrial Services – Within 50 Miles of Paducah**

<b>Miles</b>	<b>City</b>	<b>Custom Plastics Producers</b>	<b>Electric Motor Repair</b>	<b>Heat Treating Facilities</b>	<b>Industrial Waste Removal</b>	<b>Machine Shops, Tool &amp; Die</b>	<b>Metal Castings</b>	<b>Metal Finishers</b>	<b>Metal Service Centers</b>	<b>Mill- wrights &amp; Riggers</b>
-	Paducah		X		X	X			X	
14	Kevil					X				
23	Mayfield	X				X			X	
36	Marion					X				
36	Murray		X			X			X	
41	Fulton	X				X				
42	Princeton		X							
47	Cadiz	X								
6	West Paducah					X				

**Note:** Miles are calculated as the straight-line distance from city center to city center; not road miles.

**Source:** Kentucky Cabinet for Economic Development, Division of Research.

## TRANSPORTATION

### Highways

Interstate Highway 24 has five interchanges at Paducah and provides direct access to Interstate 57, 59 miles northwest of Paducah; to the Purchase Parkway, 19 miles southeast of Paducah; and to the Western Kentucky Parkway, 36 miles east of Paducah.

Major AAA-rated (80,000-pound gross load limit) trucking highways directly serving Paducah include U.S. Highways 45, 60, and 62. U.S. 45 connects with the Purchase Parkway, 25 miles south of Paducah. The Interstate 24 Downtown Loop Expressway provides direct access between downtown Paducah and Interstate 24.

U.S. Highway 60 is currently being widened to four lanes extending from Interstate 24 west to the Lockheed Martin Utility Services plant in western McCracken County. The highway project will also improve access to the Barkley Regional Airport.

### Highway Miles from Paducah, Kentucky to Selected Market Centers

<u>City</u>	<u>Highway Miles</u>	<u>City</u>	<u>Highway Miles</u>
Atlanta, GA	382	Indianapolis, IN	307
Baltimore, MD	793	Kansas City, MO	425
Birmingham, AL	329	Knoxville, TN	315
Charleston, WV	429	Lexington, KY	258
Chicago, IL	374	Louisville, KY	217
Cincinnati, OH	315	Minneapolis, MN	753
Cleveland, OH	566	Nashville, TN	137
Columbia, SC	577	New Orleans, LA	599
Columbus, OH	422	New York, NY	953
Dallas, TX	641	Pittsburgh, PA	604
Des Moines, IA	579	Raleigh, NC	674
Detroit, MI	578	Richmond, VA	749
Evansville, IN	131	St. Louis, MO	176
Huntington, WV	380	Tallahassee, FL	654

**Note:** Mileage computations are via the best interstate or primary highways, not necessarily the most direct route of travel.

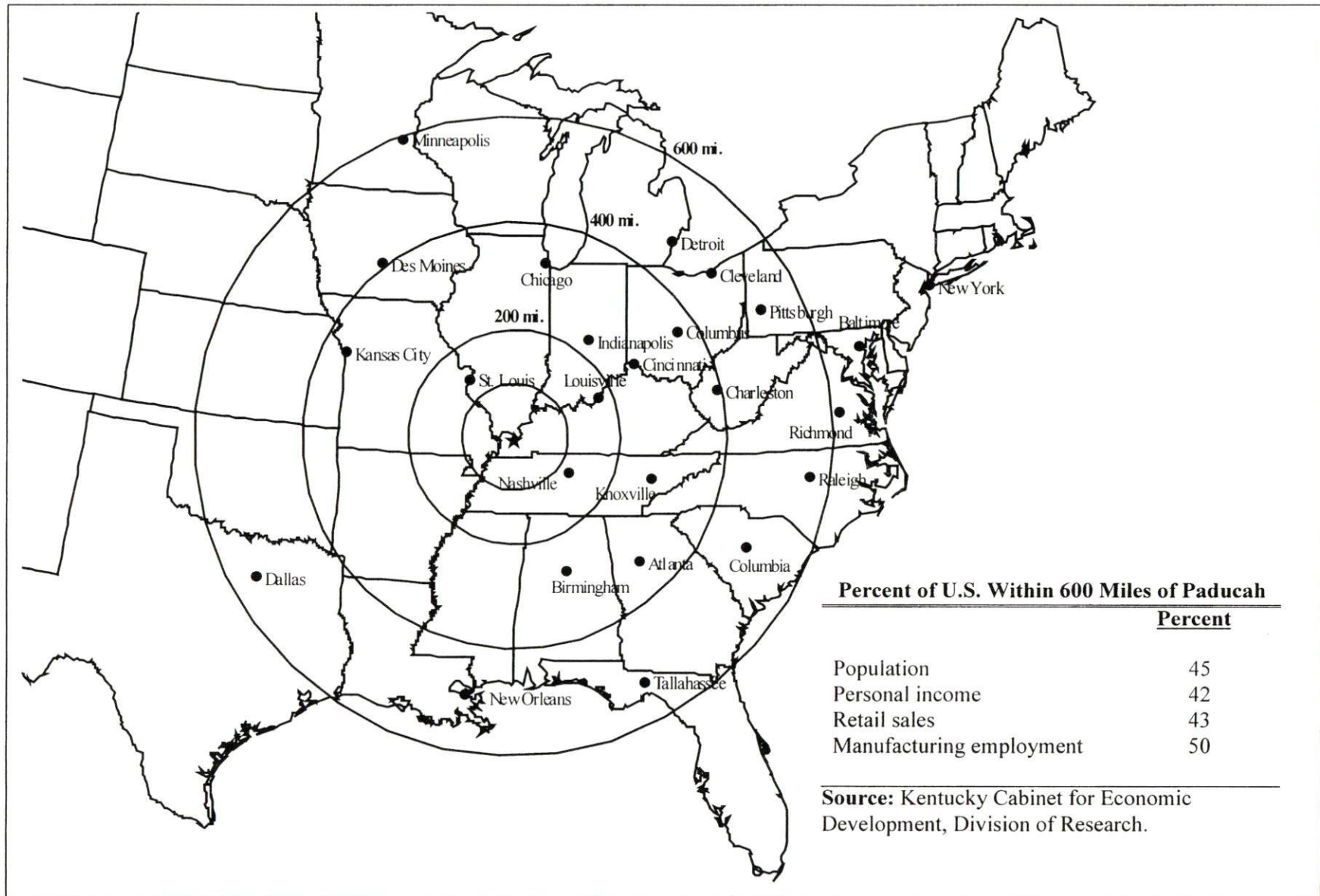
**Source:** AAA Map 'n' Go, DeLORME, 1998.

### Truck Service

Twenty-four common carrier trucking companies provide intrastate and/or interstate service to Paducah. Three terminals operate locally.

**Source:** American Motor Carrier Directory, Spring 1999.

### Selected Market Centers Map



## **Rail**

Paducah and Louisville Railway, Inc.; Canadian National Railway; and Burlington Northern Railroad each provide main line rail service to Paducah. Paducah & Louisville Railroad provides intermodal facilities locally.

For details on routing, schedules, rates, and services contact:

Vice President – Marketing and Sales  
Paducah and Louisville Railway  
1500 Kentucky Avenue  
Paducah, KY 42001  
(270) 444-4341

## **Air**

### **Commercial/International**

#### **Barkley Regional Airport**

Location: Paducah, KY  
Distance from Paducah: 6 miles west  
Phone: (270) 744-0521  
Air service: Northwest Airlink, TW Express  
Daily arrivals & departures: 18

#### **Nashville International Airport**

Location: Nashville, TN  
Distance from Paducah: 145 miles southeast  
Phone: (615) 275-1600  
Air service: Air Canada, American, American Eagle, Comair, Continental, Corporate Express, Delta, Delta Express, Midway Connection, Northwest, Skyway, Southwest, TWA, United, US Airways, US Airways Express, Trans States  
Daily arrivals & departures: 364

## **Water**

The Paducah-McCracken County Riverport Authority operates the northernmost ice-free inland waterways port located at the confluence of the Ohio and Tennessee Rivers, 48 river miles east of where the Ohio River flows into the Mississippi River, and at the head of the Tennessee-Tombigbee Waterway.

Port facilities include a general cargo area consisting of mooring cells, with a six-barge working capacity and a 20-ton tower crane. The grain handling facility transfers up to 500 tons per hour from trucking or rail to barge. A 125-ton stationary crane is available for bulk handling. The general cargo facility has 72,000 square feet of warehouse storage and 25,000 square feet of outside paved storage. A bulk oil terminal is also located at the port. Switching and fleet services are available 24 hours daily. Products transferred through the riverport include coal, fertilizer, corn, wheat, dry bulk, sand, and palletized materials.

Rail service is provided by the Canadian National Railway and the Paducah & Louisville Railway, Inc. Loading docks are available to provide direct access from warehouse to rail.



The riverport-industrial park complex is approximately six miles from I-24, and served by the I-24 Downtown Loop Expressway.

For details on routing, schedules, rates, and services contact:

Paducah-McCracken County Riverport Authority  
P.O. Box 2302  
Paducah, Kentucky 42002-2302  
(270) 442-9326

## UTILITIES

### Electricity

Service area:

Company:

Source of power:

For industrial rates contact:

#### **major portions of McCracken County**

Jackson Purchase Electric Cooperative Corporation

Big Rivers Electric Corporation

Jackson Purchase Electric Cooperative Corporation

2900 Irvin Cobb Drive

P.O. Box 3188

Paducah, KY 42002-3188

(270) 442-7321

and/or

Big Rivers Electric Corporation

Manager of Economic Development

201 Third Street

P.O. Box 24

Henderson, KY 42420

(270) 827-2561

Service area:

Company:

Source of power:

For industrial rates contact:

#### **Paducah**

Paducah Power Company

Tennessee Valley Authority

Paducah Power Company

P. O. Box 180

Paducah, Kentucky 42002-0180

(270) 442-2711

and/or

South Kentucky Industrial Development Association, Inc.

P. O. Box 726

Hopkinsville, KY 42241-0726

(270) 885-5392

Service area:

Company:

Source of power:

For industrial rates contact:

#### **portion of western McCracken County**

Kentucky Utilities Company

Kentucky Utilities Company

Kentucky Utilities Company

Economic Development Department

One Quality Street

Lexington, KY 40507

(606) 255-2100

## **Natural Gas**

Service area:

Company:

Source of supply:

For rates and supplies contact:

### **Paducah**

Western Kentucky Gas Company

Texas Gas Transmission Company

Western Kentucky Gas Company

2401 New Hartford Road

P.O. Box 886

Owensboro, KY 42302-0866

(270) 685-8069

## **Public Water Supply**

Service area:

Company:

### **McCracken County (eastern)**

Reidland Water-Sewer District

Franklin Overby, General Manager

5514 Reidland Road

Paducah, KY 42003

(270) 898-2443

Treatment facilities information:

Source of raw water:

Treatment plant capacity:

Average daily consumption:

Peak daily consumption:

Storage capacity:

Water pressure:

Groundwater

2,000,000 gallons per day

750,000 gallons per day

1,400,000 gallons per day

920,000 gallons per day

55 psi to 65 psi

Service area:

Company:

### **McCracken County (western)**

West McCracken County Water District

8020 Ogden Landing Road

West Paducah, KY 42086

(270) 442-3337

Treatment facilities information:

Source of supply of treated water:

Average daily consumption:

Peak daily consumption:

Storage capacity:

Water pressure:

Paducah Water Works

350,000 gallons per day

500,000 gallons per day

250,000 gallons per day

100 psi to 70 psi

Improvements:

Construction of a 500,000 gallon elevated tank is planned at an estimated cost of \$680,000. Completion is anticipated by January, 2000.

Service area: **Paducah**  
Company: Paducah Water Works  
401 Washington Street  
P.O. Box 2377  
Paducah, KY 42002-2377  
(270) 442-2750

**Treatment facilities information:**

Source of raw water: Ohio/Tennessee Rivers  
Treatment plant capacity: 12,000,000 gallons per day  
Average daily consumption: 6,500,000 gallons per day  
Peak daily consumption: 10,500,000 gallons per day  
Storage capacity: 9,275,000 gallons per day  
Water pressure: 55 psi to 115 psi

Improvements: Improvements are currently underway to the main transmission line at Highland Church Road at an estimated cost of \$500,000. Completion is scheduled by the end of 1999.

**Raw Water**

Surface water sources - Ohio and Tennessee Rivers, Massac Creek  
Average discharge - Ohio River at Metropolis, Illinois - 274,800 cfs (68 years, USGS), unadjusted); Massac Creek near Paducah - 17.4 cfs (24 years, USGS)  
Expected ground water yield - 500 to 1,000 gpm throughout McCracken County

**Sewerage**

Service area: **McCracken County**  
Company: Paducah-McCracken County Joint Sewer Agency  
621 Northview  
Paducah, KY 42003  
(270) 575-0056

Design capacity: 9,000,000 gallons per day  
Average daily flow: 6,000,000 gallons per day  
Type of treatment: Tertiary  
Treated effluent discharged into: Tennessee River



## CLIMATE

### McCracken County

---

#### Temperature

Normal (14-year record)	57.8 degrees
Average annual, 1997	56.0 degrees
Record highest, August 1988 (14-year record)	104 degrees
Record lowest, January 1985 (14-year record)	-15 degrees
Normal heating degree days (30-year record)	4,279
Normal cooling degree days (30-year record)	1,475

#### Precipitation

Normal (30-year record)	49.31 inches
Mean annual snowfall 30-year record)	12.0 inches
Total precipitation, 1997	50.69 inches
Mean number days precipitation (0.01 inch or more) (30-year record)	107.9
Mean number days thunderstorms (15-year record)	57.0

<u>Prevailing Winds</u> (15-year record)	South
--	-------

#### Relative Humidity (30-year record)

12 midnight	82 percent
6 a.m.	86 percent
12 noon	86 percent
6 p.m.	86 percent

---

**Notes:** Heating degree day totals are the sums of negative departures of average daily temperatures from 65 degrees F. Cooling degree day totals are the sums of positive departures of average daily temperatures from 65 degrees F.

**Source:** U.S. Department of Commerce, National Climatic Data Center, Local Climatological Data, 1997.  
Station of record: Paducah, Kentucky.

## **LOCAL GOVERNMENT**

### **Structure**

The City of Paducah is governed by a mayor, four commission members, and a full-time city manager. The mayor is elected to a four-year term while the commission members each serve two-year terms. McCracken County is governed by a county judge/executive and three commissioners. Each county official is elected to a four-year term.

### **Planning and Zoning**

City agency - Paducah Planning and Zoning Commission

Zoning enforced - Within city limits of Paducah

Subdivision regulations enforced - Within city limits of Paducah

Local codes enforced - Building and housing codes, within city limits of Paducah

Mandatory state codes enforced - Kentucky Plumbing Code, National Electric Code, Kentucky Boiler Regulations and Standards, Kentucky Building Code (modeled after BOCA code)

County agency - McCracken County Planning Commission

Zoning enforced - None

Subdivision regulations enforced - All areas of McCracken County except within Paducah city limits

Local codes enforced - Building codes, in all areas of McCracken County except within Paducah city limits

Mandatory state codes enforced - Kentucky Plumbing Code, National Electric Code, Kentucky Boiler Regulations and Standards, Kentucky Building Code (modeled after BOCA code)

### **Local Fees and Licenses**

The City of Paducah levies a one and one-half percent occupational license tax on wages, salaries, and commissions of persons employed within the city. Business license fees within the city vary according to the type of business. The business license fee for manufacturers ranges from \$75 to \$600 and is based on the number of employees.

McCracken County levies a one percent occupational license tax on wages, salaries, and commissions of individuals and on net profits of businesses. The tax is credited toward the city tax for employees within the city of Paducah.

### **Sales and Use Tax**

A state sales and use tax is levied at the rate of 6.0% on the purchase or lease price of taxable goods and on utility services. Local sales taxes are not levied in Kentucky.

### **State and Local Property Taxes**

The Kentucky Constitution requires the state to tax all classes of taxable property, and state statutes allow local jurisdictions to tax only a few classes. All locally taxed property is subject to county taxes and school district taxes (either a county school district or an independent school district). Property located inside the city limits may also be subject to city property taxes. Property assessments in Kentucky are at 100% fair cash value. Accounts receivable are taxed at 85% of face value. Special local taxing jurisdictions (fire protection districts, watershed districts, and sanitation districts) levy taxes within their operating areas (usually a small portion of community or county).

### State Property Tax Rates Per \$100 Valuation

<u>Selected Classes of Property</u>	<u>State Rate, 1998</u>	<u>Local Taxation Permitted</u>
Real Estate	\$0.153	Yes
Manufacturing Machinery	0.150	No
Pollution Control Equipment	0.150	No
Inventories:		
Raw Materials	0.050	No
Goods in Process	0.050	No
Finished Goods	0.050	Yes
Motor Vehicles	0.450	Yes
Other Tangible Personal Property	0.450	Yes
Intangibles (Accounts Receivable, Money on Hand)	0.250	No

**Source:** Property Tax Rates 1998, Kentucky Revenue Cabinet, Department of Property Valuation.

### Local Property Tax Rates Per \$100 Valuation, 1998

<u>Taxing Jurisdiction</u>	<u>Real Estate</u>	<u>Finished Goods &amp; Tangibles</u>	<u>Motor Vehicles</u>
<b><u>County</u></b>			
McCracken County	0.1630	0.2010	0.1989
<b><u>City</u></b>			
Paducah	0.3180	0.3900	0.4400
<b><u>School Districts</u></b>			
McCracken County	0.3720	0.3720	0.5290
Paducah Independent	0.5980	0.5980	0.5660

**Source:** Property Tax Rates 1998, Kentucky Revenue Cabinet, Department of Property Valuation.



## EDUCATION

### Primary and Secondary Schools

#### Public School District Enrollments and Expenditures, 1998-99

	<u>Total Enrollment</u>	<u>Expenditures Per Pupil</u>	<u>Pupil to Teacher Ratio</u>
McCracken County	6,685	5,123	17.01
Paducah Independent	3,201	6,951	17.01

**Source:** Greater Paducah Economic Development Council.

#### Transition to Adult Life of High School Graduates, 1996-97

<u>County-wide</u>	<u>Number of Graduates</u>	<u>Percent of Total Graduates (%)</u>
Total High School Graduates	601	
To College	351	58.4
To Vocational/Technical School	24	4.0
To Workforce	105	17.5
To Work & School	74	12.3
To Military	14	2.3
Other	33	5.5

**Source:** Kentucky Department of Education, Office of Curriculum, Assessment, and Accountability.

#### Nonpublic Schools, 1997-98

	<u>Enrollment</u>	<u>Grades</u>
Community Christian Academy	160	K-9
Lighthouse School	2	7-12
St. John Elementary	100	PS-6
St. Mary Elementary	271	PS-5
St. Mary High School	201	9-12
St. Mary Middle School	166	6-8
West Kentucky Easter Seals Center	75	PS

**Source:** Kentucky Schools Directory 1997-98, Kentucky Department of Education.

## Colleges and Technical Schools

### Area Colleges and Universities Within 60 Miles of Paducah

<u>Miles</u>	<u>Institution</u>	<u>Location</u>	<u>Enrollment (Fall 1997)</u>
-	Paducah Community College	Paducah	2,794
36	Murray State University	Murray	8,811
52	University of Tennessee at Martin	Martin, TN	6,012
53	Southeast Missouri State University	Cape Girardeau, MO	8,200
55	South Illinois University at Carbondale	Carbondale, IL	21,908
Total Enrollment			47,725

**Note:** Miles are calculated as the straight-line distance from Paducah, not road miles.

**Source:** Kentucky Council on Higher Education.

### Kentucky Technical Schools Within 60 Miles of Paducah

<u>Miles</u>	<u>Institution</u>	<u>Location</u>	<u>Enrollment (1997-98)</u>		
			<u>Sec</u>	<u>P/S</u>	<u>Total</u>
-	Paducah ATC	Paducah	496	24	520
0	West KY Technical College	Paducah	21	1,113	1,134
22	Marshall County Area Vocational Education Center	Benton	348	0	348
23	Ballard Vocational School	Barlow	254	0	254
23	Mayfield ATC	Mayfield	170	29	199
36	Murray ATC	Murray	237	23	260
42	Caldwell County ATC	Princeton	342	26	368
47	Fulton County ATC	Hickman	304	1	305
60	Webster County ATC	Dixon	409	1	410
Total Enrollment			2,581	1,217	3,798

**Notes:** Kentucky Tech secondary schools (Sec), called area technology centers (ATC), are operated by the Cabinet for Workforce Development and the post-secondary schools (P/S), called technical colleges, are governed by the Kentucky Community and Technical College System (KCTCS). Adult courses may be offered at some secondary technical schools. Miles are calculated as the straight-line distance from Paducah, not road miles.

**Source:** Kentucky Workforce Development Cabinet, KCTCS.

### Customized Training

The Kentucky Tech system, through its training and development coordinators, will provide technical assistance and will identify and develop low-cost customized training programs and services for both established and prospective businesses. Businesses wanting to establish a customized training program should contact a Training and Development Coordinator at the West Kentucky Technical College.

### **Assessment Services**

Kentucky Tech Career Connections offers business, education, and government agencies testing packages for evaluating job applicants, selecting employees for promotional consideration and developing training programs within the organization. The Career Connections Assessment Center serving the Paducah area is located at the West Kentucky Technical College.

### **Adult Education Services**

Adult education programs are available to adults who want to develop new academic skills, improve basic skills, or earn a high school equivalency diploma. In the Paducah area, adult basic education and adult literacy classes are administered through the Paducah Independent Schools. Adult literacy services are also provided through the Paducah Interfaith Ministry, Inc.

### **Bluegrass State Skills Corporation**

The Bluegrass State Skills Corporation (BSSC) was established in 1984 by the General Assembly of the Commonwealth of Kentucky as an independent, de jure corporation to stimulate economic development through customized business and industry specific skills training programs. The BSSC works with business and industry and Kentucky's educational institutions to establish programs of skills training. The BSSC is attached to the Cabinet for Economic Development for administrative purposes, in recognition of the relationship between economic development and skills training efforts.

The BSSC is comprised of two economic development tools, matching grants and the newly authorized Skills Training Investment Credit Act. The BSSC grant program is available to new, expanding and existing business and industry. Eligible training activities include pre-employment skills training and assessment; entry level, skills upgrade and occupational upgrade training; train-the-trainer travel; and capacity-building. The Skills Training Investment Credit Act provides tax credits to existing businesses for skills upgrade training.



## OTHER LOCAL FACILITIES

### Local Medical Personnel

Physicians - 187

Dentists - 51

### Hospitals

<u>General Hospitals</u>	<u>Location</u>	<u>Beds</u>
Lourdes Hospital	Paducah	389
Western Baptist Hospital	Paducah	373

### Other Medical Facilities and Services

Charter Hospital - Alcohol/drug and psychiatric treatment

Easter Seals Center - Services, diagnosis and treatment for the handicapped

Mercy Regional EMS, Inc. (ambulance service)

Paducah Medical Arts Pavillion - Outpatient diagnostic and ambulatory surgical center

Purchase District Health Department, McCracken County Health Center

Redi-Care (walk-in medical care)

St. Nicholas Free Clinic - Medical care for the uninsured

### Newspapers

The Paducah Sun (daily)

The West Kentucky News (weekly)

The Extra (weekly television guide)

### Telephone Service

BellSouth

BellSouth Mobility

Contel Cellular

GTE Celular

United State Cellular

### Hotels and Motels

Total number - 28

Total rooms - 2,194

## RECREATION

The Paducah Parks and Leisure Services Department provides a supervised public recreational program tailored for everyone from tots to senior citizens. Among the most popular programs offered are soccer and T-ball. A summer day camp is maintained for boys and girls (also available for exceptional children). Instruction in swimming, exercise, tennis, golf, baton, acrobatics, aerobics, tap, ballet, pottery, ceramics, and square dancing is offered. Public recreational facilities include 15 parks, 13 playgrounds, three swimming pools, 20 tennis courts, 10 baseball diamonds, 12 soccer fields, four racquetball courts, two football fields, four softball fields and one combination softball/baseball field.

Bob Noble Park, Paducah's largest park, offers a lake, picnic areas, a pool, tennis courts, a model airplane field, five baseball diamonds, and the hand-carved Wacinton Indian statue. The City of Paducah plans a complete redevelopment of Noble Park at an estimated cost of \$20 million over the next five to ten years.

Private recreational facilities in Paducah include the Brooks Stadium baseball complex, three country clubs, four golf courses, five swimming pools, twelve movie theatres, fifteen tennis courts, two bowling centers, and a skating rink. A go-cart track, a motorcycle track and horseback riding stables are also available.

Other attractions include the Barkley Monument, the Alben Barkley Museum, the Market House Museum, the graves of Irvin S. Cobb and Alben Barkley, the Civic Plaza, the Red Line Tour of the city and river area, the Whitehaven Mansion, Schultz Riverfront Park, and the Museum of the American Quilter's Society. The 30,000 square-foot complex houses three galleries, studio classrooms, a conference and reference room and gift shop.

A wide range of annual events are held in Paducah. The week-long Dogwood Fine Arts Festival, held during the latter half of April each year, features art shows, tours of the lighted Dogwood Trail, concerts and theatrical productions. The American Quilters Society holds its National Quilt Show each spring in the Julian Carroll Convention Center. The ten-day Paducah Summer Festival is another annual event featuring musical shows, sky diving, balloon racing, boating, sidewalk sales, road races, contests, arts and crafts, and a variety of other entertainment scheduled at the end of July. Old Market Days, held one weekend each October, offers booths and stalls set up to display and sell a variety of goods and foodstuffs, as well as arts and crafts demonstrations and concerts. Other annual events include the Lion's Club Regional Easter Seal Telethon, The West Kentucky Fair, the Irvin Cobb Golf Tournament, and The Antique Gas and Steam Engine Show, and two annual arts and crafts shows.

Cultural offerings include lectures, the Yeiser Art Center, the Market House Theatre, the Community Concert Series, the Paducah Symphony Orchestra, the Paducah Community College Focus Performing Arts Series, and the Paducah Film Society.

Players Bluegrass Downs features thoroughbred horse racing. The parimutuel track features an enclosed clubhouse, dining room, lounge, and concession areas.

### **Area (within 55 miles)**

Kentucky Dam Village State Resort Park, located 21 miles east of Paducah near Gilbertsville, is one of the largest and most popular vacation resorts in Kentucky. A modern lodge with 72 rooms, 67 cottages, and a 221-site campground make up the accommodations. The park includes a 4,000-foot lighted airstrip. Facilities also include a dining room overlooking Kentucky Lake, a coffee shop, a snack bar, two gift shops, a meeting room, an activities center, and a recreation room. Recreational activities to choose from include boating and fishing at the

largest docking facility in the Kentucky parks system, golf at the 18-hole Village Green Course, fishing, hiking, horseback riding, picnicking, swimming at the lodge pool or at the sand beach, and tennis.

The Land Between the Lakes, located on a 170,000-acre wooded peninsula, is an outdoor recreational and conservational education center. The Golden Pond Visitors Center offers a multimedia theatre/planetarium and observatory. Camping, swimming, fishing, boating, hiking, a buffalo herd on a 250-acre range, an Environmental Education Center and an educational farm are among the attractions. Kentucky Lake and Lake Barkley are among the top fishing and water sports recreation areas in the southeastern United States. The Land Between the Lakes area is 35 miles southeast of Paducah.

Columbus-Battlefield State Park at Columbus, Kentucky is located 41 miles southwest of Paducah. Attractions at the 156-acre park include a 38-site campground, a gift shop, an historical hiking trail, miniature golf, a picnic area, and a playground. A visit to the museum at the park, which is housed in a building that served as a Civil War infirmary, offers a display of Civil War relics and early Indian artifacts and an audiovisual slide program on the Battle of Belmont.

Kenlake State Resort Park is located on the 160,000-acre Kentucky Lake, 50 miles southeast of Paducah. The park offers hotel and cottage accommodations and camping sites. Other facilities include a nine-hole golf course, pool and lake swimming, horseback riding, hiking trails, fishing, boating, picnicking, planned recreation, and one of the finest tennis complexes in the area.

Lake Barkley State Resort Park, 53 miles southeast of Paducah near Cadiz, is located on an embayment of the 57,920-acre Lake Barkley. The lodge includes 130 rooms, five suites, 13 cottages, a dining room, a coffee shop, a gift shop, two meeting rooms, and a recreation room. An activities center with a capacity of 1,000, a complete fitness center, and a 80-site campground are also available. A lodge pool, beach and bathhouse, an 18-hole golf course, pro shop, tennis courts, riding stable, trapshooting range, basketball court, hiking trails, playgrounds, and a picnic area round out the recreational facilities. The marina provides covered and open slips, a launching ramp, and rentals for fishing boats, skiing boats, and pleasure ride pontoons. An airport is available as well.



## APPENDIX - DEFINITIONS

### Geographic definition of the labor market area

A county's labor market area is defined as the base county, adjacent counties, and any other major commuting counties. Adjacency is used to define the labor market area primarily because of the small size of Kentucky's counties. The major commuting counties are defined from the point of view of the base county. Major commuting counties are those counties that comprise 90% of the base county's total commuters. The source of the commuting patterns is the 1990 journey-to-work data available from the U.S. Department of Commerce, Bureau of Economic Analysis.

### Example – Logan County

To determine the labor market area for Logan County the following steps are taken. First, the counties with workers commuting into Logan county are listed in ascending order (see the table below). The cumulative percent is calculated. Next, all counties that comprise up to 90% of the commuters are included in the labor market area (actually the cut-off will be the county that breaks the 90% threshold – Montgomery County, TN at 92.6% in this case). Although Robertson is not a major commuter county, it is included since it is adjacent. The Logan County labor market is then comprised of the seven bold-faced counties in the table below.

<b>Labor Market Area – Logan County (Example Only)</b>				
<b>Adjacent to Logan</b>	<b>Commuter County</b>	<b>Commuters into Logan</b>	<b>Percent of Total Commuters</b>	<b>Cumulative Percent</b>
Y	<b>Todd</b>	<b>385</b>	<b>24.4%</b>	<b>24.4%</b>
Y	<b>Warren</b>	<b>377</b>	<b>23.9</b>	<b>48.4</b>
Y	<b>Muhlenberg</b>	<b>365</b>	<b>23.2</b>	<b>71.5</b>
Y	<b>Simpson</b>	<b>162</b>	<b>10.3</b>	<b>81.8</b>
Y	<b>Butler</b>	<b>116</b>	<b>7.4</b>	<b>89.1</b>
	<b>Montgomery, TN</b>	<b>55</b>	<b>3.5</b>	<b>92.6</b>
	Christian	36	2.3	94.9
	Sumner, TN	35	2.2	97.1
Y	<b>Robertson, TN</b>	<b>25</b>	<b>1.6</b>	<b>98.7</b>
	Davidson, TN	20	1.3	100.0
	<i>Total Commuters into Logan County</i>	<i>1,576</i>	<i>100.0</i>	

**Source:** U.S. Department of Commerce, Bureau of Economic Analysis. Regional Economic Information System, CD-ROM. August 1997.