

2-1999

Industrial Resources: Christian County - Hopkinsville

Kentucky Library Research Collections
Western Kentucky University, spcol@wku.edu

Follow this and additional works at: https://digitalcommons.wku.edu/christian_cty

 Part of the [Business Administration, Management, and Operations Commons](#), [Growth and Development Commons](#), and the [Infrastructure Commons](#)

Recommended Citation

Kentucky Library Research Collections, "Industrial Resources: Christian County - Hopkinsville" (1999). *Christian County*. Paper 1. https://digitalcommons.wku.edu/christian_cty/1

This Report is brought to you for free and open access by TopSCHOLAR®. It has been accepted for inclusion in Christian County by an authorized administrator of TopSCHOLAR®. For more information, please contact topscholar@wku.edu.

LR
1039

Kentucky

Resources For Economic Development

Hopkinsville-Christian County

February 1999

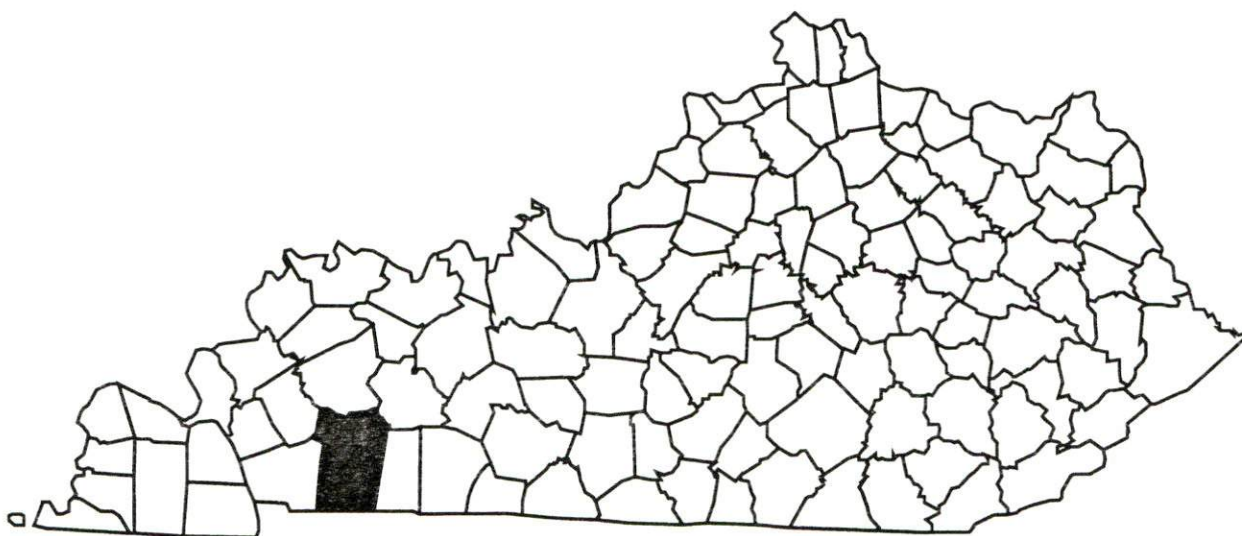
Albany
Barbourville
Ballard County
Bardstown • Booneville Berea
Bowling Green • Boyd & Greenup Counties
Bracken County • Brandenburg • Breckinridge
Brownsville • Bullitt County • Burkesville • Cadiz
Campbellsville • Campton • Carlisle • Carlisle County
Carrollton • Cave City • Clinton • Columbia • Corbin • Cynthia
Danville • Dawson Springs • Edmonton • Elizabethtown • Estill County
Elliott County • Falmouth & Butler • Flemingsburg • Frankfort • Franklin
Frenchburg • Fulton County • Gallatin County • Georgetown • Grant County • Greensburg
Grayson & Olive Hill • Glasgow • Hancock County • Harlan County • Harrodsburg • Hart County
Hazard • Henderson • Henry County • Hodgenville • Hopkinsville-Christian County • Jackson County
Jackson • Knott County • LaGrange & Buckner • Lancaster • Lawrenceburg • Lebanon • Leitchfield-
Grayson County • Letcher County • Lexington • Liberty-Casey County • Logan County • Louisville
London • Louisa • Lyon County • Madisonville & Earlington • Manchester • Marshall County • Mayfield
Maysville • McCreary County • Marion • McLean County • Middlesboro & Pineville • Monticello • Morehead
Morgantown • Mt. Sterling • Mt. Vernon • Muhlenberg County • Murray • Nicholasville • Northern Kentucky
Ohio County • Owensboro • Owenton • Owingsville • Paducah • Paintsville • Paris • Pike County • Powell
Prestonsburg • Princeton • Radcliff • Richmond • Russell County • Scottsville • Shelbyville • Somerset
Springfield • Stamping Ground • Stanford-Lincoln County • Tompkinsville & Gamaliel • Taylorsville
Todd County • Union County • Vanceburg • Versailles • Webster County • West Liberty • Williamsburg
Winchester, Kentucky

Kentucky

Resources For Economic Development

Hopkinsville-Christian County

February 1999



Prepared by
Kentucky Cabinet for Economic Development
Division of Research
in cooperation with
Economic Development Council
1209 S. Virginia St., P.O. Box 1382
Hopkinsville, KY 42241-1382
502-885-1499 Fax 502-886-2059
www.ci.hopkinsville.ky.us

Kentucky Cabinet for Economic Development
Division of Research
500 Mero Street
2300 Capital Plaza Tower
Frankfort, KY 40601
Telephone: (502) 564-4886
Fax: (502) 564-3256
Email: econdev@mail.state.ky.us

Cost of printing paid from state funds.

TABLE OF CONTENTS

	Page
HOPKINSVILLE-CHRISTIAN COUNTY, KENTUCKY – A RESOURCE PROFILE	1
LABOR MARKET STATISTICS	3
Population	3
Population Projections	3
Estimated Labor Supply	3
Labor Force Characteristics of Residents, 1997	4
Work Force Commuting Patterns (1990)	4
Selected Components of Nonagricultural Employment by Place of Work, 1997	4
Per Capita Personal Income	6
Average Placement Wages	6
Average Weekly Wages by Industry by Place of Work, 1997	7
EXISTING INDUSTRY	8
Hopkinsville-Christian County Manufacturing Firms, Their Products and Employment	8
Major Hopkinsville-Christian County Supportive/Service Employers	11
Unions Representing Workers at Manufacturing Firms in Christian County	11
Selected Industrial Services – Within 50 Miles of Hopkinsville	12
TRANSPORTATION	13
Highways	13
Highway Miles from Hopkinsville, Kentucky to Selected Market Centers	13
Truck Service	13
Rail	15
Air	15
Water	15
UTILITIES	16
Electricity	16
Natural Gas	16
Public Water Supply	17
Sewerage	18
CLIMATE	19
LOCAL GOVERNMENT	20
Structure	20
Planning and Zoning	20
Local Fees and Licenses	20
Sales and Use Tax	20
State and Local Property Taxes	20
EDUCATION	22
Primary and Secondary Schools	22
Nonpublic Schools	22
Colleges and Technical Schools	23
OTHER LOCAL FACILITIES	26
RECREATION	27
APPENDIX - DEFINITIONS	28

HOPKINSVILLE-CHRISTIAN COUNTY, KENTUCKY – A RESOURCE PROFILE

Hopkinsville, the county seat of Christian County, is situated in southwestern Kentucky, 70 miles northwest of Nashville, Tennessee; 169 miles southwest of Louisville, Kentucky; and 251 miles southeast of St. Louis, Missouri. Hopkinsville had an estimated 1996 population of 28,317 persons. Crofton, a small community in northern Christian County, had an estimated 1996 population of 648.

Christian County, covering a land area of 721 square miles, is Kentucky's second largest county. The county is situated in the Mississippian Plateaus area of southwestern Kentucky, and borders Tennessee on the south and the Western Coal Field Region on the north. Christian County had an estimated 1997 population of 73,229.

Hopkinsville has emerged as a "manufacturing hot spot." The city's location within a day's drive of 27 auto assembly plants has been a major factor in attracting several top tier automotive suppliers to the area in recent years.

The Hopkinsville Enterprise Zone offers tax rebates and regulatory relief to qualifying businesses which locate or expand activities within the zone's boundaries. The Enterprise Zone, comprising 6.5 square miles of commercial and industrial land, received approval to expand by 204 acres along Pembroke Road in 1998.

The Economic Framework – Christian County firms employed 22,860 people in 1997. Manufacturing firms in the county reported 6,378 employees; wholesale and retail trade provided 5,603 jobs; 5,137 were employed in the service industry; state and local government accounted for 3,305 jobs; and contract construction firms provided 810 jobs.

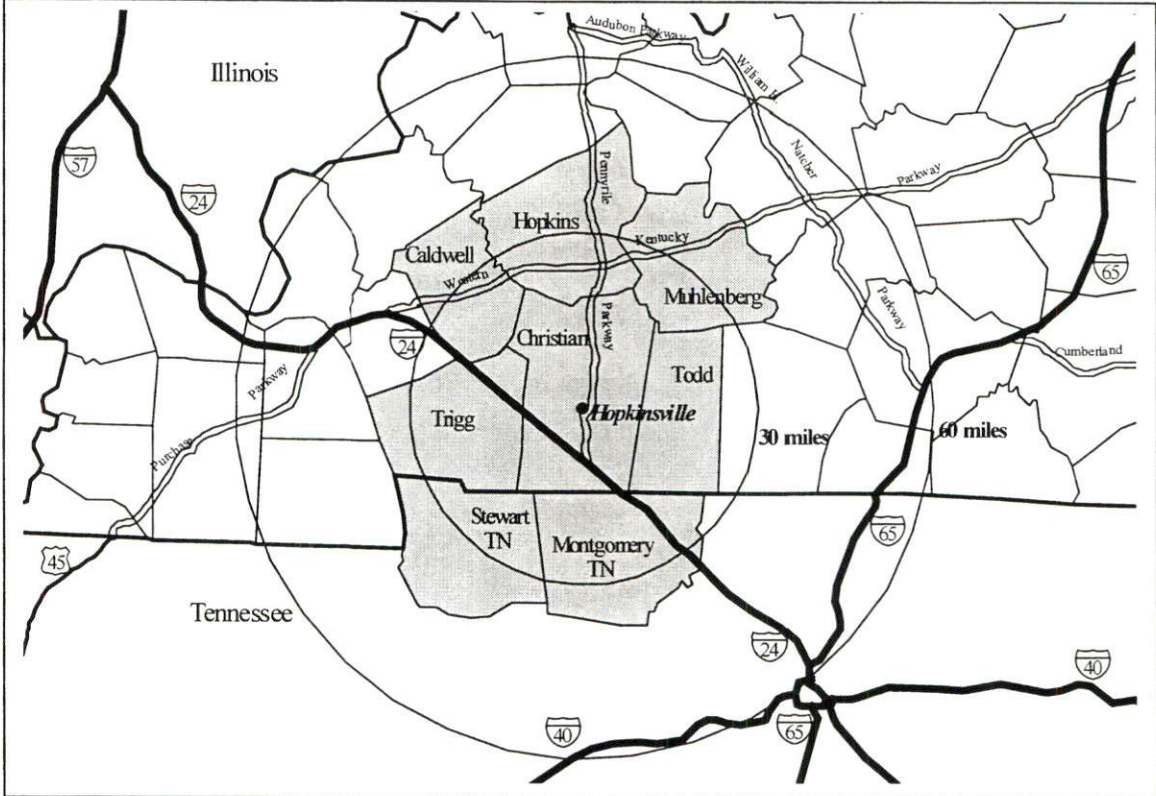
Labor Supply – There is a current estimated labor supply of 47,087 persons available for industrial jobs in the labor market area. In addition, from 1999 to 2003, approximately 21,353 young persons in the labor market area will become 18 years of age and potentially available for industrial jobs.

Transportation – Hopkinsville is the southern terminus of the Pennyriple Parkway, a multi-lane highway. Other AAA-rated trucking highways serving Hopkinsville include U.S. Highways 41, 41A, and 68. Interstate 24 traverses southern Christian County, and is adjacent to the city limits of Hopkinsville. Crofton is served directly by U.S. Highway 41 and Kentucky Highways 800 and 1348. The Pennyriple Parkway is accessible one mile east of Crofton. CSX Transportation provides main line rail service to Hopkinsville and Crofton. Twenty-seven common carrier trucking companies provide interstate and/or intrastate service to Christian County. The nearest scheduled commercial airline services are available at Nashville International Airport, 77 miles southeast of Hopkinsville near Nashville, Tennessee; and at Evansville Regional Airport, 85 miles north of Hopkinsville near Evansville, Indiana. The Hopkinsville-Christian County Airport maintains a 5,000-foot paved runway.

Power and Fuel – Hopkinsville Electric System provides electricity to Hopkinsville. Electric power is provided to Christian County by Pennyriple Rural Electric Cooperative Corporation and Kentucky Utilities Company. Natural gas service is provided by Western Kentucky Gas Company.

Education – The Christian County School System provides primary and secondary education to the residents of Hopkinsville and Christian County. Six non-public schools operate in Christian County. Hopkinsville Community College provides higher education to the community. In addition, 16 other institutions of higher learning are located within 60 miles of Hopkinsville. The nearest area technology center (ATC) providing secondary technical training is the Christian County ATC in Hopkinsville. The nearest technical college providing postsecondary technical training is the West Kentucky Technical College in Madisonville, 29 miles north.

Labor Market Area Maps



Note: For detailed topographical and general highway maps call Maps and Publications at 502-564-4715. For industrial site maps call Site Evaluation at 502-564-7140.

LABOR MARKET STATISTICS

The Hopkinsville-Christian County labor market area includes Christian County and the following additional counties: Caldwell; Hopkins; Muhlenberg; Todd; Trigg; Montgomery, TN; and Stewart, TN.

Population

	<u>1980</u>	<u>1990</u>	<u>1996*</u>	<u>1997*</u>
Labor Market Area	272,028	290,895	319,659	323,589
Christian County	66,878	68,941	73,160	73,229
Hopkinsville	29,386	29,818	28,317	N/A
Oak Grove	2,088	2,863	4,526	N/A
Crofton	823	699	648	N/A
Pembroke	636	640	581	N/A
LaFayette	160	106	93	N/A

* Population estimates.

N/A: Not available.

Source: U.S. Department of Commerce, Bureau of the Census.

Population Projections

	<u>2000</u>	<u>2010</u>	<u>2020</u>
Labor Market Area	322,639	354,223	384,215
Christian County	71,381	77,999	84,621

Note: Population projections are from High Growth Series forecast.

Source: University of Louisville, Urban Studies Center, State Data Center. Population projections for the out-of-state counties were estimated by the Kentucky Cabinet for Economic Development.

Estimated Labor Supply

	<u>Available Labor, 1997</u>			<u>Under-employed</u>	<u>Future Labor Becoming 18 years of age 1999 through 2003</u>
	<u>Total</u>	<u>Unemployed</u>	<u>Potential Labor Supply</u>		
Labor Market Area	47,087	7,585	7,008	32,494	21,353
Christian County	10,494	1,346	1,293	7,855	4,120

Note: Unemployed – people not working but actively seeking work. Potential Labor Supply – represents the number of persons not in the labor force, but would like a job (based on national estimates). Underemployed – people employed in wholesale/retail trade and non-professional services. See Appendix for further explanation.

Sources: U.S. Department of Labor, Bureau of Labor Statistics. U.S. Department of Commerce, Bureau of the Census. Kentucky Cabinet for Economic Development, Future Labor Supply Becoming 18 Years of Age, 1999 through 2003.

Labor Force Characteristics of Residents, 1997

	<u>Christian County</u>	<u>Labor Market Area</u>
Civilian Labor Force	26,255	135,220
Employed	24,910	127,636
Unemployed	1,346	7,585
Unemployment Rate (%)	5.1	5.6

Source: U.S. Department of Labor, Bureau of Labor Statistics.

Work Force Commuting Patterns (1990)

Workers commuting out of Christian County	4,662
Workers commuting into Christian County	16,623
Working and residing in Christian County	29,159

Source: University of Louisville, State Data Center.

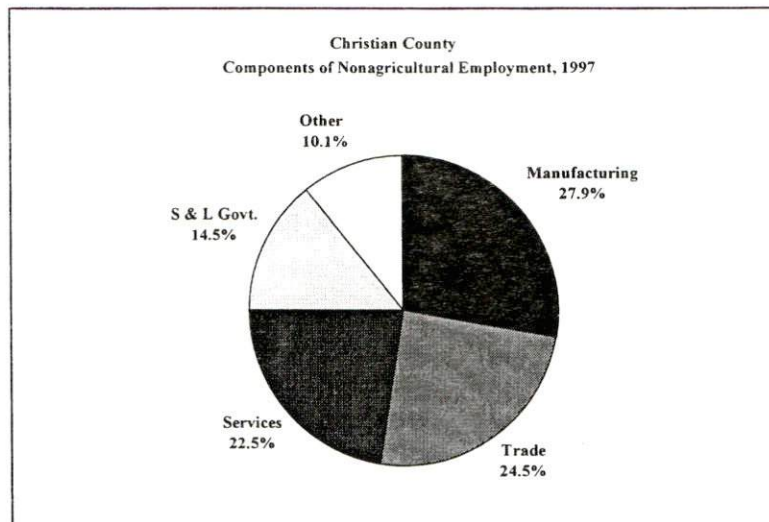
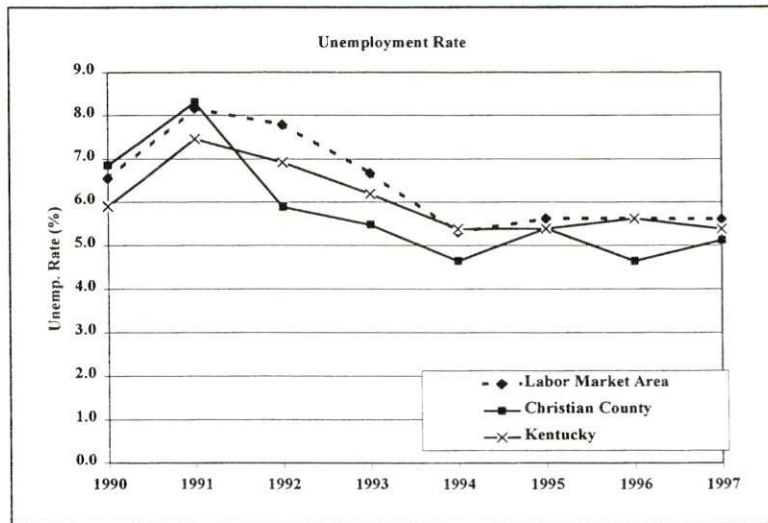
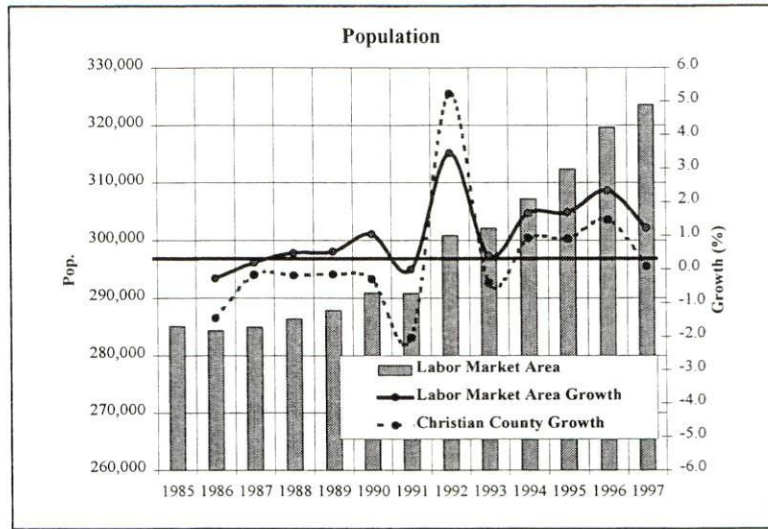
Selected Components of Nonagricultural Employment by Place of Work, 1997

	<u>Christian County</u>	<u>Labor Market Area</u>
All Industries	22,860	90,325
Mining & Quarrying	68	1,414
Contract Construction	810	3,797
Manufacturing	6,378	20,189
Transportation & Public Utilities	605	3,028
Wholesale & Retail Trade	5,603	24,096
Finance, Insurance, & Real Estate	752	3,243
Services	5,137	17,934
State & Local Government	3,305	15,734
Other	203	652

Note: Excludes domestic workers, railway workers, certain nonprofit corporations, majority of federal government workers, and self-employed workers.

Source: Kentucky Workforce Development Cabinet, Average Monthly Workers Covered by Kentucky Unemployment Insurance Law, 1997.

Selected Charts



Per Capita Personal Income

	<u>1992</u>	<u>1996</u>	<u>Percent Change (1992-1996)</u>
Christian County	\$12,707	\$14,384	13.2
Labor Market Area Range	\$12,707 - \$16,361	\$14,384 - \$18,564	-
Kentucky	\$16,761	\$19,773	18.0
U. S.	\$20,631	\$24,436	18.4

Source: U.S. Department of Commerce, Bureau of Economic Analysis. 1998.

Average Placement Wages

Christian County is served by the Hopkinsville local office of the Kentucky Department for Employment Services. The focus of the following data is on job placements made by the Hopkinsville local office and may therefore be used as an indicator of the wages which employers in the area pay new employees. During the twelve months ending on June 30, 1998, the local employment office filled Christian County job openings in various occupational categories. The average hourly wage for selected occupational categories were:

	<u>Number of Placements</u>	<u>Average Wage (\$)</u>
All Occupations	938	6.98
Clerical	148	5.51
Sales	27	5.83
Services (excluding domestic)	141	4.91
Agricultural, Fishery, Forestry, etc.	8	5.43
Processing	52	7.66
Machine Trades	213	8.19
Bench Work	116	6.18
Structural	127	9.93
Motor Freight/Transportation	14	8.49
Packaging and Materials Handling	49	6.48
Other	2	6.45

Note: Occupational categories are taken from the Dictionary of Occupational Titles published by the U.S. Department for Labor. The Hopkinsville local office serves Caldwell, Christian, Lyon, Todd, and Trigg Counties.
Source: Kentucky Workforce Development Cabinet, Department for Employment Services.

Average Weekly Wages by Industry by Place of Work, 1997

	<u>Christian County</u>	<u>Kentucky (Statewide)</u>	<u>Tennessee</u>	<u>Virginia</u>
All Industries	\$431.10	\$488.00	\$521.00	\$555.00
Mining & Quarrying	717.59	790.00	839.00	772.00
Contract Construction	343.13	516.00	561.00	544.00
Manufacturing	574.80	644.00	621.00	644.00
Transportation & Public Utilities	516.47	648.00	653.00	761.00
Wholesale & Retail Trade	295.40	337.00	391.00	392.00
Finance, Insurance, & Real Estate	491.66	613.00	696.00	748.00
Services	368.59	440.00	495.00	580.00
State & Local Government	471.89	484.00	494.00	530.00
	<u>Indiana</u>	<u>Ohio</u>	<u>Illinois</u>	<u>U.S.</u>
All Industries	\$530.00	\$553.00	\$634.00	\$578.00
Mining & Quarrying	849.00	773.00	881.00	961.00
Contract Construction	604.00	619.00	765.00	610.00
Manufacturing	732.00	776.00	792.00	737.00
Transportation & Public Utilities	633.00	669.00	764.00	724.00
Wholesale & Retail Trade	351.00	384.00	452.00	411.00
Finance, Insurance, & Real Estate	624.00	682.00	938.00	863.00
Services	452.00	486.00	575.00	547.00
State & Local Government	510.00	567.00	615.00	576.00

Note: The average weekly wage for each category includes salaries and wages of all persons working for that type of business. For example, the manufacturing category includes both production workers and administrative personnel. Domestic workers, railway workers, certain nonprofit corporations, majority of federal government workers, and self-employed workers are excluded. Wages for U.S. and surrounding states rounded to nearest dollar. N/A – Data not available.

Sources: Kentucky Workforce Development Cabinet, Average Weekly Wages of Workers Covered by Kentucky Unemployment Insurance Law, 1997. U.S. Department of Labor, Bureau of Labor Statistics, Employment and Wages, Annual Averages, 1997, December 1998.

EXISTING INDUSTRY

Hopkinsville-Christian County Manufacturing Firms, Their Products and Employment

<u>Firm</u>	<u>Product</u>	<u>1998 Emp.</u>	<u>Date Established</u>
Crofton			
Crofton Wood Products	Wooden light fixture parts	15	1984
Kenwood Milling & Mfg.	Custom wood molding	9	1990
Pennyrile Pallet Co.	Wooden pallets	8	1983
Woodmanse Specialties	Door panels & millwork	6	1980
Yoder Wood Products	Portable wooden buildings	1	1984
Hopkinsville			
ABTco, Inc./Exterior Div.	Exterior building prdts. & shutters	100	1982
Ace Machine Fabrication	Machine shop: custom specialty machinery & metal fabricating	6	N/A
Ag Spray Equipment, Inc.	Agricultural sprayers	30	1973
Agri-Chem, Inc.	Blend chemicals, fertilizers & seed	38	1976
American Concrete	Ready-mixed concrete	5	1991
Becker Automated Products	Robotic systems	2	1987
Blue Streak Printers, Inc.	Letterpress & offset printing, computer typesetting; glue, spiral, side & saddle stitch binding	3	1959
Bravard Vineyards & Winery	Wine	2	N/A
Brazeway, Inc.	Evaporators	150	1988
BRHVD Machine & Tool, Inc.	Machine shop: machinery rebuilding, general machining, metal fabricating, drilling, boring, lathe & mill work	12	1993
Continental Grain	Livestock feed	10	1985
Continental Mills	Bakery products	2	1998
CoPar, Inc.	Industrial radiators	175	1988
Crescent Mills	Wheat flour & corn meal	7	1990
Crupi Signs	Wooden & painted signs & banners; truck lettering	1	N/A
Custom Biologics, Inc.	Bactericides & vaccines	1	1971
Dana Corp.	Automobile frames	500	1989
Douglas Autotech Corp.	Automotive directional controls: steering columns & shifters	150	1995
Ebonite International, Inc.	Bowling balls, bags, gloves & accessories	260	1967
Elk Brand Manufacturing	Clothing bottoms	80	1964
Emhart Fastening Technologies	Blind rivet fasteners	152	1965
Flynn Enterprises, Inc.	Men's, ladies' & children's jeans, shorts, skirts & jackets	50	1976
Flynn Enterprises, Inc.	Men's, ladies' & children's jeans, shorts & skirts	543	1986

Hopkinsville-Christian County Manufacturing Firms, Their Products and Employment (Continued)

<u>Firm</u>	<u>Product</u>	<u>1998 Emp.</u>	<u>Date Established</u>
Flynn Enterprises, Inc.	Men's, ladies' & children's jeans, shorts & skirts	450	1982
Freudenberg Nonwovens	Nonwoven textiles, air & particle filtration filters	200	1973
General Steel Cranes & Rigging	Custom metal & steel fabricating	65	1966
Hampton Meat Processing	Meat processing	30	1975
Hopkinsville Coating Corp.	Electrodeposition & powder coating services	50	1994
Hopkinsville Elevator	Grain, seed, fertilizer & chemicals	5 0	1968
Hopkinsville Milling Co.	Wheat flour, corn meal & grits	50	1874
Hopkinsville Printing Co.	Letterpress & offset printing; typesetting; glue, side & spiral wire, saddle stitch & plastic binding	1	1983
Hopkinsville Screen Printing	Screen & fabric screen printing	5	N/A
Hopkinsville Sign Service	Electric, neon, plastic & metal signs	4	1961
I G Auto Trim, Inc.	Foam headliners for automobiles	142	1995
International Paper	Folding paperboard cartons	100	1982
Irving Materials, Inc.	Ready-mixed concrete	12	N/A
Kentucky Carports, Inc.	Portable steel structures & carports	19	1984
Kentucky Derby Hosiery Co., Inc.	Men's, women's & children's hosiery	60	1948
Kentucky New Era, Inc.	Daily newspaper publishing & offset printing	80	1869
Lancaster Cabinetry, Inc.	Custom wooden & laminated kitchen, bath & entertainment cabinets, vanities & counter tops	7	1968
Laster & Sons Portable Bldgs.	Wood & aluminum portable buildings	1	1974
Lee Brick & Block, Inc.	Concrete blocks & precast concrete manholes, catch basins, head walls & septic tanks	33	1951
Little River Machine Co., Inc.	Machine shop: drilling, boring, cutting & honing; surface & cylindrical grinding; mill & lathe work; dies; custom plastic & injection molds & molding	5	1977
M H I Machine Tool USA, Inc.	Machine tools & CNC turning, vertical & horizontal machining center	100	1990
Meritor Automotive	Torsion & stabilizer bars	125	1992
Mid Continent Spring Co.	Compression, torsion & precision springs	170	1957
Morrison Ornamental Iron/Steel	Custom metal, structural steel & ornamental iron fabricating; stairways & gates	7	1992
Original Exhaust Manufacturers	Automotive tail pipes & mufflers	20	1988
P D Q Printing	Offset printing	2	1985
Pennyrile Machine Co., Inc.	Machine shop: general machining, surface grinding, drilling, boring, cutting, honing, lathe & mill work; arc & gas welding	22	1973
Perdue Furniture	Laminated furniture	100	1981
Phelps Dodge Magnet Wire Corp.	Copper magnet & aluminum wire	400	1965

Hopkinsville-Christian County Manufacturing Firms, Their Products and Employment (Continued)

<u>Firm</u>	<u>Product</u>	<u>1998 Emp.</u>	<u>Date Established</u>
Plymouth Tube Co.	Stainless, carbon & alloy steel extrusions; special & structural titanium & nickel base shapes	75	1978
Porta Carport, Inc.	Carports & metal structures	50	1989
Powell's Welding & Metal Sales	Structural, ornamental, plate & sheet steel fabricating; arc, gas, MIG, TIG & heliarc welding	9	1982
Print Tech	Staple, plastic & saddle stitch binding; letterpress & offset printing	20	1973
Pro Shop & Trophy House	Metal & plastic trophies & plaques; engraving service	5	1977
Professional Tool, Inc.	Stamping dies	10	1986
Quality Products	Textile screen printing & monogramming service	5	1984
Rogers Group, Inc.	Crushed limestone	60	1959
Rogers Group, Inc	Asphalt, sand & stone	21	1967
Rebar Stakes Co.	Reinforcing steel supports	1	1972
Siemer Milling Co.	Wheat milling	28	1995
Southern Printing, Inc.	Offset & letterpress printing	6	1953
Specialty Wire Reel, Inc.	Reels, spools & wire	6	N/A
Steel Services	Steel fabricating; arc, gas, MIG & TIG welding	8	1978
Sun Chemical	Printing ink	7	1998
Superior Graphite Co.	Granular synthetic graphite & desulfurized petroleum coke	95	1976
Thomas Lighting, Inc.	Residential lighting fixtures	250	1955
Trace Industries, Inc.	Wooden tables, chairs & stools	50	1980
Trace Industries, Inc.	Screen printing & material handling dollies	14	N/A
U S Tobacco Manufacturing Co.	Tobacco processing	73	1911
Venture	Plastic car bumpers, rims & injection molded products	210	1982
Wayne Feeds	Livestock feed blending & mixing	8	1985
White Hydraulics, Inc.	Hydraulic motors	285	1983
Whitmer Signs	Vinyl lettered, painted, wood & metal signs	2	N/A
WordCraft Desktop Publishing	Desktop publishing	1	1992
X-Press Custom Design Screen Printing	Screen printed signs, textile & flat surface screen printing	1	1995
Oak Grove			
Irving Materials, Inc.	Ready-mixed concrete	12	1983
Pembroke			
Dulin & Son Country Hams	Bacon, sausage & country hams	3	1969
Pembroke Elevator & Seed Co.	Grain & feed mixing; fertilizer blending	5	1951

Note: N/A - Data not available.

Sources: Kentucky Directory of Manufacturers published by Harris InfoSource in cooperation with the Kentucky Cabinet for Economic Development, Division of Research; Economic Development Council, Hopkinsville.

Major Hopkinsville-Christian County Supportive/Service Employers

	<u>1998 Emp.</u>
Christian County Board of Education	1,240
Christian County Government	137
City of Hopkinsville	230
Ft. Campbell Army Post	
- Civilian Personnel	4,149
- Military Personnel	23,299
Jennie Stuart Medical Center	550
Wal-Mart	368
Western State Hospital	550

Source: Economic Development Council, Hopkinsville

Unions Representing Workers at Manufacturing Firms in Christian County

International Association of Machinists and Aerospace Workers, AFL-CIO

International Brotherhood of Electrical Workers, AFL-CIO

International Brotherhood of Teamsters

International Leather Goods, Plastic and Novelty and Service Workers Union, AFL-CIO, CLC

International Union of Operating Engineers, AFL-CIO

Laborers International Union of North America, AFL-CIO

Retail, Wholesale and Department Store Union, AFL-CIO

Source: Kentucky Cabinet for Economic Development, Division of Research.

Selected Industrial Services – Within 50 Miles of Hopkinsville

Miles	City	Custom Plastics Producers	Electric Motor Repair	Heat Treating Facilities	Industrial Waste Removal	Machine Shops, Tool & Die	Metal Castings	Metal Finishers	Metal Service Centers	Mill- wrights & Riggers
	Hopkinsville	X	X		X	X			X	
18	Elkton				X					
20	Cadiz	X								
23	Dawson Springs	X								
27	Greenville					X			X	
28	Princeton		X							
29	Madisonville				X	X		X		
35	Russellville				X		X			
37	Providence					X				
42	Dixon	X								
45	Livermore					X				
46	Auburn	X	X							
46	McHenry					X				
47	Marion					X				
50	Hartford							X		

Note: Miles are calculated as the straight-line distance from city center to city center; not road miles.

Source: Kentucky Cabinet for Economic Development, Division of Research.

TRANSPORTATION

Highways

Hopkinsville

Interstate 24, a major east-west route, serves Christian County. Interstate 24 is adjacent to the city limits of Hopkinsville via U.S. 41A or 16 miles west of Hopkinsville via U.S. 68. Other major highways serving Hopkinsville include U.S. Highways 41, 41A and 68, all AAA-rated (80,000-pound gross load limit) trucking highways. Hopkinsville is the southern terminus of the Pennyrile Parkway, a multi-lane highway. The Pennyrile Parkway serves Hopkinsville with four interchanges and extends north to connect with the Western Kentucky Parkway, 25 miles from Hopkinsville.

The four-laning of U.S. 68-Kentucky 80 from Bowling Green to Cadiz, Kentucky, is currently under construction. This will effectively connect Interstate 65 with Interstate 24, which will include a by-pass around the city.

Crofton

Crofton is served directly by U.S. Highway 41 and Kentucky Highways 800 and 1348. The Pennyrile Parkway, a multi-lane highway, is accessible one mile east of Crofton. The Pennyrile Parkway connects with the Western Kentucky Parkway, 12 miles north of Crofton. Interstate 24 is accessible 26 miles south of Crofton via U.S. 41 and U.S. 41A.

Highway Miles from Hopkinsville, Kentucky to Selected Market Centers

<u>City</u>	<u>Highway Miles</u>	<u>City</u>	<u>Highway Miles</u>
Atlanta, GA	315	Kansas City, MO	495
Baltimore, MD	745	Knoxville, TN	247
Birmingham, AL	261	Los Angeles, CA	2,047
Charleston, WV	381	Louisville, KY	169
Chicago, IL	444	Minneapolis, MN	823
Cincinnati, OH	267	Nashville, TN	70
Cleveland, OH	518	New Orleans, LA	602
Columbia, SC	510	New York, NY	905
Columbus, OH	374	Pittsburgh, PA	556
Dallas, TX	703	Raleigh, NC	611
Des Moines, IA	665	Richmond, VA	682
Detroit, MI	530	St. Louis, MO	251
Indianapolis, IN	283	Tallahassee, FL	587

Note: Mileage computations are via the best interstate or primary highways, not necessarily the most direct route of travel.

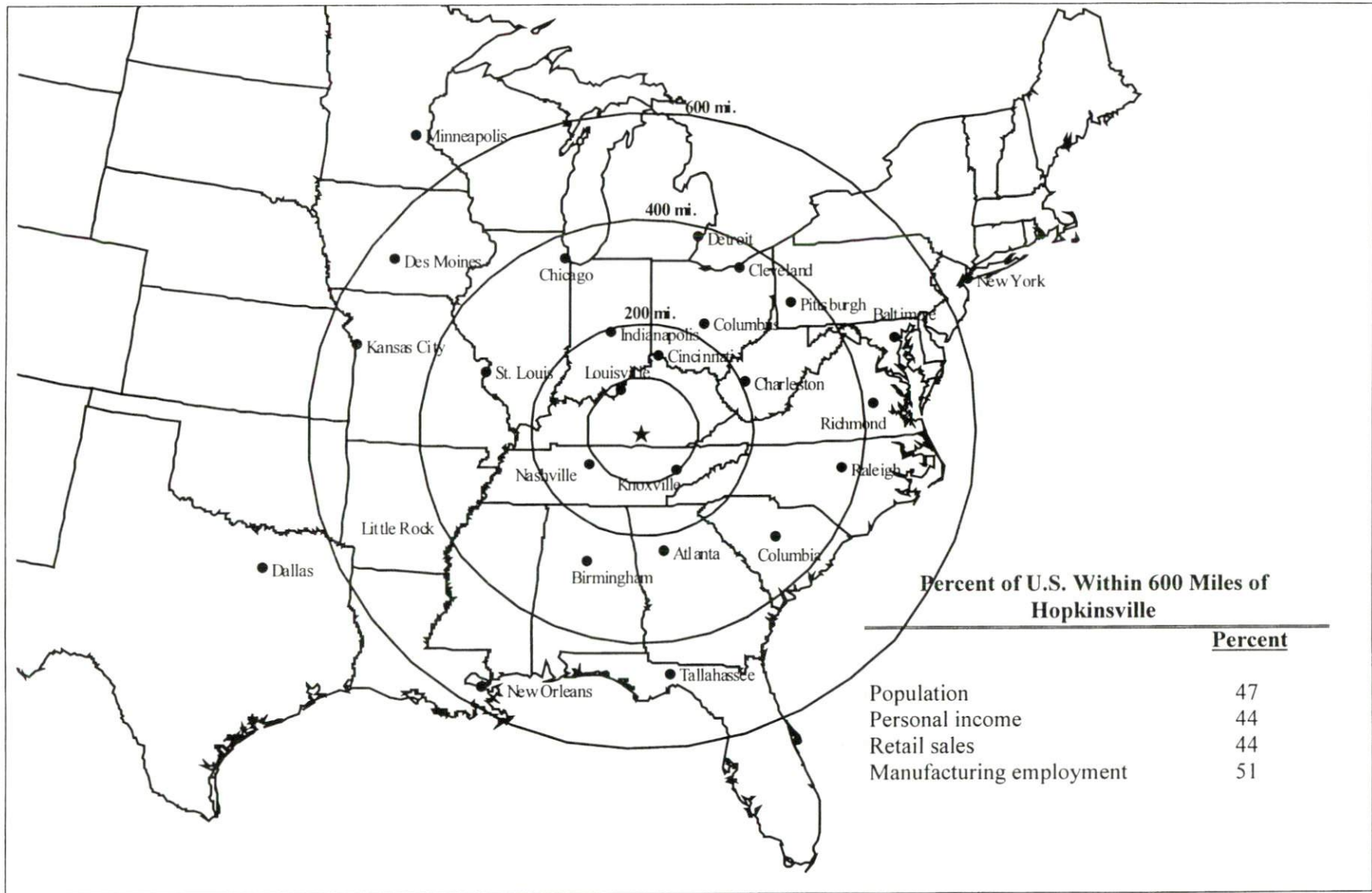
Source: AAA Map 'n' Go, DeLORME. 1998.

Truck Service

Twenty-seven common carrier trucking companies provide interstate and/or intrastate service to Hopkinsville.

Source: American Motor Carrier Directory, Spring 1999.

Selected Market Centers Map



Rail

CSX Transportation provides main line rail service to Hopkinsville and Crofton. The main rail line from Chicago to Miami traverses the southwest boundary of the industrial park. A rail spur is in the Hopkinsville Industrial Park and space is available for several in the Commerce Park. Daily service is available. The nearest intermodal facilities are located at Nashville, Tennessee, 69 miles southeast of Hopkinsville and at Evansville, Indiana, 83 miles north.

For details on routing, schedules, rates, and services contact:

Manager of Industrial Development
CSX Transportation
9420 Bunsen Parkway
Suite 212
Louisville, KY 40220
(502) 499-3025

Air

Local

Runway length: Hopkinsville-Christian County Airport
5,000 feet
Phone: (502) 887-4157

Commercial/International

Nearest Major Commercial Airline Service

Evansville Regional Airport
Evansville, Indiana
Location: 85 miles north of Hopkinsville
Air service: ASA, Comair, American Eagle, Northwest Airlin, TWA
Express, US Airways Express
Daily arrivals & departures: 98

Nearest International Airport

Nashville International Airport
77 miles southeast of Hopkinsville
Location: Air Canada, American, American Eagle, Comair, Continental,
Air service: Corporate Express, Delta, Delta Express, Midway Connection,
Northwest, Skyway, Southwest, TWA, United, US Airways,
US Airways Express, Trans States
Daily arrivals & departures: 364

Water

The nearest navigable waterway is the Cumberland River at Clarksville, Tennessee, 31 miles south of Hopkinsville, where several public and private full service river terminal facilities are available. The Cumberland River connects with the Ohio River via Lake Barkley and is part of the Tennessee-Tombigbee Waterway Corridor.

UTILITIES

Electricity

Service area: **majority of Hopkinsville**
Company: Hopkinsville Electric System
Source of power: Tennessee Valley Authority

For industrial rates contact: Hopkinsville Electric System
P.O. Box 544
Hopkinsville, KY 42241-0544
(502) 887-4210

Service area: **small portion of Hopkinsville and the majority of Christian County**
Company: Pennyryle Rural Electric Cooperative Corporation
Source of power: Tennessee Valley Authority

For industrial rates contact: Manager of Economic Development
South Kentucky Industrial Development Association, Inc.
P.O. Box 726
Hopkinsville, KY 42241-0726
(502) 885-5392

and/or

Pennyryle Rural Electric Cooperative Corporation
2000 Harrison Street
P.O. Box 551
Hopkinsville, KY 42241
(502) 886-2555

Service area: **Crofton and a portion of northern Christian County**
Company: Kentucky Utilities Company
Source of power: Kentucky Utilities Company

For industrial rates contact: Economic Development Department
Kentucky Utilities Company
One Quality Street
Lexington, KY 40507
(606) 255-2100

Natural Gas

Service area: **Hopkinsville and Crofton**
Company: Western Kentucky Gas Company
Source of power: Texas Gas Transmission Corporation

For industrial rates contact: Western Kentucky Gas Company
P.O. Box 598
Bowling Green, Kentucky 42101
(502) 842-6381

Public Water Supply

Service area: **Hopkinsville**
Company: Hopkinsville Water Environment Authority
910 South Clay Street
Hopkinsville, KY 42241
(502) 887-4240

Treatment facilities information

Source of raw water: North Fork/Little River & two quarries
Treatment plant capacity: 10,000,000 gallons
Average daily consumption: 6,400,000 gallons
Peak daily consumption: 7,300,000 gallons
Storage capacity: 6,735,000 gallons
Water pressure: 35 psi to 98 psi

Improvements: The Hopkinsville Water Environment Authority has completed construction of the Moss Treatment Plant at a cost of \$8.4 million. Construction of a Commerce Park storage tank and other expansions are underway at a cost of \$1.2 million.

Service area: **Crofton**
Company: Crofton Water Department
P.O. Box 243
Crofton, KY 42217
(502) 424-5111 or (502) 424-8111

Treatment facilities information

Source of raw water: Crofton Lake
Treatment plant capacity: 300,000 gallons per day
Average daily consumption: 207,000 gallons
Peak daily consumption: 237,000 gallons
Storage capacity: 100,000 gallons
Water pressure: 30 psi to 110 psi

Sewerage

Service area: **Hopkinsville**
Company: Hopkinsville Water Environment Authority
910 South Clay Street
Hopkinsville, KY 42241
(502) 887-4240

Facility: Northside Wastewater Treatment Plant
Design capacity: 2,800,000 gallons per day
Average daily flow: 1,360,000 gallons
Type of treatment: Secondary
Treated effluent discharged into: North Fork/Little River

Improvements: The Hopkinsville Water Environment Authority invested \$1.6 million in improvements to its Northside Wastewater Treatment Plant and upgrade of pump stations in 1997-98. A \$360,000 17th Street sewer rehabilitation is underway. A \$2.4 million Boxwood/Dry Branch rehabilitation is planned with completion anticipated by October, 1999.

Facility: Hammond-Wood Wastewater Treatment Plant
Design capacity: 6,000,000 gallons per day
Average daily flow: 3,290,000 gallons
Type of treatment: Tertiary
Treated effluent discharged into: North Fork/Little River

Improvements: The Hopkinsville Water Environment Authority invested \$11.4 million for expansion and upgrade of the Hammond-Wood Wastewater Treatment Plant, pump station upgrade; and sewer extension in 1997-98.

Service area: **Crofton**
Company: Crofton Sewer Department
P.O. Box 243
Crofton, KY 42217
(502) 424-5111

Design capacity: 350,000 gallons per day
Average daily flow: 155,000 gallons
Type of treatment: Primary
Treated effluent discharged into: McFarland Creek

CLIMATE

Christian County

Temperature

Average (126-year record)	59.40 degrees
Average annual 1997	58.30 degrees
Record highest, July 1952 (58-year record)	107.00 degrees
Record lowest, January 1985 (58-year record)	-17.00 degrees
Normal heating degree days (30-year record)	3,729
Normal cooling degree days (30-year record)	1,616

Precipitation

Normal total (30-year record)	47.30 inches
Normal annual snowfall (30-year record)	11.00 inches
Total precipitation 1997	54.95 inches
Normal number days precipitation (.01 inch or more) (30-year record)	118.40
Mean number days thunderstorms (57-year record)	52.10

Prevailing Winds (28-year record) South

Relative Humidity (30-year record)

12 midnight	79 percent
6 a.m.	84 percent
12 noon	57 percent
6 p.m.	61 percent

Note: Heating degree day totals are the sums of negative departures of average daily temperatures from 65 degrees F. Cooling degree day totals are the sums of positive departures of average daily temperatures from 65 degrees F.

Source: U.S. Department of Commerce, National Climatic Data Center, Local Climatological Data, 1997.
Station of record: Nashville, Tennessee.

LOCAL GOVERNMENT

Structure

The City of Hopkinsville is governed by a mayor, twelve council members, and a full-time city administrator. The mayor is elected to a four-year term while the council members each serve two-year terms. The City of Crofton is governed by a mayor and six council members. The mayor is elected to a four-year term while the council members each serve two-year terms.

Christian County is governed by a county judge/executive and eight magistrates. Each county official serves a four-year term.

Planning and Zoning

Joint agency - Hopkinsville-Christian County Planning Commission

Participating cities - Hopkinsville, Crofton, LaFayette, Oak Grove, Pembroke

Zoning enforced - Within city limits of Hopkinsville, Oak Grove, and Pembroke

Subdivision regulations enforced - Within city of Hopkinsville, Oak Grove, and Pembroke and unincorporated Christian County

Local codes enforced - Building - Within city limits of Hopkinsville, Oak Grove, and Pembroke and unincorporated Christian County

Mandatory state codes enforced - Kentucky Plumbing Code, National Electric Code, Kentucky Boiler Regulations and Standards, Kentucky Building Code (modeled after BOCA code)

Local Fees and Licenses

The City of Hopkinsville levies an occupational license (payroll) tax of 1.5% on wages, salaries, and commissions of individuals. A business license fee on gross receipts is levied as follows for the respective classifications: wholesale .0575%, retail .115%, and professional services .345%. Manufacturers with less than 50 employees are levied a business license fee of \$100, firms with 50-99 employees are charged \$150, and firms with 100 employees or greater pay \$200 per year.

The City of Crofton levies a full time business license fee of \$65 annually, a part-time business license fee of \$25 per year, and a \$50 loading and unloading license fee annually.

Sales and Use Tax

A state sales and use tax is levied at the rate of 6.0% on the purchase or lease price of taxable goods and on utility services. Local sales taxes are not levied in Kentucky.

State and Local Property Taxes

The Kentucky Constitution requires the state to tax all classes of taxable property, and state statutes allow local jurisdictions to tax only a few classes. All locally taxed property is subject to county taxes and school district taxes (either a county school district or an independent school district). Property located inside the city limits may also be subject to city property taxes. Property assessments in Kentucky are at 100% fair cash value. Accounts receivable are taxed at 85% of face value. Special local taxing jurisdictions (fire protection districts, watershed districts, and sanitation districts) levy taxes within their operating areas (usually a small portion of community or county).

State Property Tax Rates Per \$100 Valuation

<u>Selected Classes of Property</u>	<u>State Rate, 1998</u>	<u>Local Taxation Permitted</u>
Real Estate	\$0.153	Yes
Manufacturing Machinery	0.150	No
Pollution Control Equipment	0.150	No
Inventories		
Raw Materials	0.050	No
Goods in Process	0.050	No
Finished Goods	0.050	Yes
Motor Vehicles	0.450	Yes
Other Tangible Personal Property	0.450	Yes
Intangibles (Accounts Receivable, Money on Hand)	0.250	No

Source: Property Tax Rates 1998, Kentucky Revenue Cabinet, Department of Property Valuation.

Local Property Tax Rates Per \$100 Valuation, 1998

<u>Taxing Jurisdiction</u>	<u>Real Estate</u>	<u>Finished Goods & Tangibles</u>	<u>Motor Vehicles</u>
<u>County</u>			
Christian County	0.1575	0.1885	0.1540
<u>Cities</u>			
Crofton	0.2770	0.6420	0.3000
Hopkinsville	0.2270	0.2510	0.2510
LaFayette	0.3000	0.3000	0.3000
Oak Grove	0.1610	0.1860	0.1860
Pembroke	0.3340	0.3340	0.4080
<u>School Districts</u>			
Christian County School Dist.	0.3490	0.3490	0.5660

Source: Property Tax Rates 1998, Kentucky Revenue Cabinet, Department of Property Valuation.

EDUCATION

Primary and Secondary Schools

Public School District Enrollments and Expenditures

<u>1996-1997 School Year</u>	<u>Christian County</u>
Total Enrollment	9,745
Expenditures Per Pupil	\$5,740
Pupil to Teacher Ratio	18.3 to 1

Source: Kentucky Department of Education, Office of Curriculum, Assessment, and Accountability.

Transition to Adult Life of High School Graduates, 1996-1997

	<u>Number of Graduates</u>	<u>Percent of Total Graduates</u>
Total High School Graduates	460	100.0
To College	256	55.7
To Vocational/Technical School	7	1.5
To Workforce	89	19.3
To Work & School	51	11.1
To Military	23	5.0
Other	34	7.4

Source: Kentucky Department of Education, Office of Curriculum, Assessment, and Accountability.

Nonpublic Schools

	<u>Enrollment</u>	<u>Grades</u>
Audubon Area Headstart	217	PS-HS
Crofton Amish Parochial Elementary	48	01-08
Heritage Christian Academy	270	PK-12
Life Tabernacle Christian School	40	P-12
St. Peter and St. Paul Elementary	235	PS-08
University Heights Academy	295	PS-12

Source: Kentucky Schools Directory, 1997-98, Kentucky Department of Education.

Colleges and Technical Schools

Area Colleges and Universities Within 60 Miles of Hopkinsville

	<u>Location</u> <u>(Miles from Hopkinsville)</u>	<u>Enrollment</u> <u>(Fall 1997)</u>
Hopkinsville Community College	Hopkinsville, Kentucky	2,524
Austin Peay State University	Clarksville, Tennessee (21)	7,556
Madisonville Community College	Madisonville, Kentucky (29)	2,412
Murray State University	Murray, Kentucky (52)	8,811
Western Kentucky University	Bowling Green, Kentucky (64)	14,613
Henderson Community College	Henderson, Kentucky (58)	1,075
Belmont University	Nashville, Tennessee (58)	2,926
David Lipscomb University	Nashville, Tennessee (58)	2,543
Fisk University	Nashville, Tennessee (58)	900
Meharry Medical College	Nashville, Tennessee (58)	721
Nashville State Technical Institute	Nashville, Tennessee (58)	6,386
Trevecca Nazarene College	Nashville, Tennessee (58)	1,547
Tennessee State University	Nashville, Tennessee (58)	8,643
Vanderbilt University	Nashville, Tennessee (58)	10,253
Brescia College	Owensboro, Kentucky (59)	711
Kentucky Wesleyan College	Owensboro, Kentucky (59)	774
Owensboro Community College	Owensboro, Kentucky (59)	2,300

Note: Miles are calculated as the straight-line distance from city center to city center, not road miles.

Source: Kentucky Council on Higher Education.

Hopkinsville Community College

Hopkinsville Community College is a part of the University of Kentucky Community College System (UKCCS) under the governance of the Kentucky Community and Technical College System (KCTCS). The College offers an Associate of Arts Degree or an Associate of Science Degree for students seeking to complete a two-year transfer degree. For students seeking a technical associate degree, Hopkinsville Community College offers an Associate in Applied Science Degree in Agricultural Technology; Business Technology (with options in banking, management, and management information systems); Human Services Technology; Law Enforcement Technology; Nursing; Industrial and Engineering Technology; Early Childhood Education; and Office Systems. HCC also offers a one year, joint Agricultural Technology Certificate with Kentucky Tech.

The Community College offers a variety of college credit and continuing education credit courses in proactive responses in industrial and business needs which includes pre-employment testing and training, Continuous Quality Improvement, self-directed teams, OSHA safety and health training, electrical training, job skills, customer service, statistics, and QS9000. Other services include interactive video, satellite downlink for workshops and seminars, video production capabilities, and personal enrichment activities. Examinations for the General Education Development (GED) test (high school equivalency), American College Testing (ACT) (a college entrance examination) and the State Merit Examination (exam needed for employment with state government) are conducted at the college.

The Industrial and Engineering Technology (IET) program at Hopkinsville Community College is an Associate of Applied Science degree that helps to prepare an individual for an entry-level position in a technical-related field. These positions could include: automated production, machine installation, maintenance, troubleshooting, or equipment testing. Upon completion of the program, students have a basic knowledge in the areas of electronics, hydraulics, mathematics, manufacturing, and mechanics. The student is also exposed to computer logic and digital circuit analysis. With this background, graduates are capable of understanding and resolving problems that can occur in everyday operation of today's advanced technology manufacturing facilities.

Hopkinsville Community College is fully accredited by the Southern Association of Colleges and Schools. The college has an active 2 + 2 program with nearby universities which include Austin Peay State University, Murray State University, and the University of Kentucky. Through cooperative arrangements and by interactive television and traditional classroom instruction, upper division and graduate classes are offered on the Hopkinsville campus by Murray State University. Additionally, other upper division and graduate programs are being explored via ITV for service to the community and students.

Technical Schools

	Location (Mileage from Hopkinsville)	Enrollment (1997-1998)		
		Sec	P/S	Total
Christian County ATC	Hopkinsville, Kentucky	241	28	269
Muhlenberg County ATC	Greenville, Kentucky (27)	142	57	199
Caldwell County ATC	Princeton, Kentucky (28)	342	26	368
West Kentucky Technical College	Madisonville, Kentucky (29)	21	1,113	1,134
Madisonville Technical College	Madisonville, Kentucky (29)	74	128	202
Madisonville Health Extension	Madisonville, Kentucky (29)	0	372	372
Russellville ATC	Russellville, Kentucky (35)	544	6	549
Webster County ATC	Dixon, Kentucky (42)	409	1	410
Ohio County ATC	Hartford, Kentucky (50)	673	23	696
Murray ATC	Murray, Kentucky (52)	237	23	260
Henderson County ATC	Henderson, Kentucky (58)	701	2	703
Owensboro Technical College	Owensboro, Kentucky (59)	109	365	474
Daviess County Extension	Owensboro, Kentucky (59)	225	150	375

Notes: Kentucky Tech secondary schools (Sec), called area technology centers (ATC), are operated by the Cabinet for Workforce Development and the post-secondary schools (P/S), called technical colleges, are governed by the Kentucky Community and Technical College System (KCTCS). Adult courses may be offered at some secondary technical schools. Miles are calculated as the straight-line distance from Hopkinsville, not road miles.

Source: Kentucky Workforce Development Cabinet; KCTCS.

Special School Program Information

The Madisonville/Hopkinsville area has a unique facility that specializes in services to business and industry. It is called the Madisonville Technology Education Center (M-TEC). It is located in Madisonville, Kentucky. It houses representatives from several community resources that provide services to industry. The Kentucky Tech Training and Development Coordinator and the Kentucky Tech Career Connections Center are located at the M-Tec Center. For information call (502) 824-7009.

Customized Training

The Kentucky Tech system, through its training and development coordinators, will provide technical assistance and will identify and develop low-cost customized training programs and services for both established and prospective businesses. Businesses wanting to establish a customized training program should contact a Training and Development Coordinator at the Madisonville Technical College in Madisonville, (502) 824-7544.

Assessment Services

Kentucky Tech Career Connections offers business, education, and government agencies testing packages for evaluating job applicants, selecting employees for promotional consideration and developing training programs within the organization. The Career Connections Assessment Center serving the Hopkinsville-Christian County area is located at the Madisonville Technical College, (502) 824-7009.

Adult Education Services

Adult education programs are available to adults who want to develop new academic skills, improve basic skills, or earn a high school equivalency diploma. In the Hopkinsville-Christian County area, adult basic education and adult literacy classes are administered through the Christian County Adult Learning Center.

Bluegrass State Skills Corporation

The Bluegrass State Skills Corporation (BSSC) was established in 1984 by the General Assembly of the Commonwealth of Kentucky as an independent, de jure corporation to stimulate economic development through customized business and industry specific skills training programs. The BSSC works with business and industry and Kentucky's educational institutions to establish programs of skills training. The BSSC is attached to the Cabinet for Economic Development for administrative purposes, in recognition of the relationship between economic development and skills training efforts.

The BSSC is comprised of two economic development tools, matching grants and the newly authorized Skills Training Investment Credit Act. The BSSC grant program is available to new, expanding and existing business and industry. Eligible training activities include pre-employment skills training and assessment; entry level, skills upgrade and occupational upgrade training; train-the-trainer travel; and capacity-building. The Skills Training Investment Credit Act provides tax credits to existing businesses for skills upgrade training.

OTHER LOCAL FACILITIES

Local Personnel

Physicians - 77

Dentists - 21

Hospitals

<u>General Hospital</u>	<u>Location</u>	<u>Beds</u>
Jennie Stuart Medical Center	Hopkinsville, Kentucky	194
Trover Clinic (Hopkinsville)	Hopkinsville, Kentucky	(outpatient care)
Regional Medical Center of Hopkins County	Madisonville, Kentucky 35 miles north	410

Jennie Stuart Medical Center

Medical staff - 65 physicians, 19 surgeons, 175 registered nurses, and 37 licensed practical nurses

Trover Clinic (Hopkinsville)

Medical staff - 30 physicians, 1 registered nurse, 53 licensed practical nurses

Regional Medical Center of Hopkins County

Medical staff - 86 active staff physicians, 16 courtesy staff physicians, 295 registered nurses, 74 licensed practical nurses

Other Medical Facilities and Services

Christian County Health Department
Cumberland Hall (psychiatric)
E.C. Green Cancer Center
Hopkinsville-Christian County Emergency
Ambulance Service
Pennyroyal Regional Mental Health-
Mental Retardation Center
Western Kentucky Healthcare Systems
Western State Hospital (psychiatric)

Newspapers

The Kentucky New Era (daily with weekend edition)

Telephone Service

BellSouth
911 Enhanced

Television

W43AG TV-43

Banks and Savings & Loan Associations

First City Bank and Trust Company
Fort Campbell Federal Credit Union
Hopkinsville Federal Savings Bank
Pennyrile Citizens Bank and Trust Company
Planters Bank
Star Bank
United Southern Bank

RECREATION

Recreational facilities in Hopkinsville include ten parks, eight playgrounds, fifteen tennis courts, eight baseball diamonds, three softball fields, a football field, two soccer fields, two public golf courses, a private golf and country club, two fishing lakes, senior citizens' walking course, and a nature fitness trail. Efforts are underway to build a multipurpose convention/conference center in the year 2000.

The Hopkinsville-Christian County Recreation Department offers classes in tennis, arts and crafts, soccer, aerobics, and programs for the disabled. Men's and women's softball, basketball, and volleyball leagues are available, as well as co-ed softball, junior league basketball, pee wee football, and soccer. The Recreation Department also sponsors a Christmas Parade, Haunted House, Halloween Costume Parade and Pumpkin Painting Contest.

Annual events in Hopkinsville include the Western Kentucky State Fair, Hopkinsville Salutes Fort Campbell Week, Spring Fling, Dogwood Festival, Little River Days Festival, Trail of Tears Indian Pow Wow, Jazz/Blues Festival, and the Mid-South Conference (golf, soccer, volleyball, and cheerleading).

Other attractions in Christian County include antique shops, Cooper Canyon Ranch, Pennyroyal Museum, Bravard Vineyards and Winery, Jefferson Davis Monument, Schlabach's Mennonite Bakery, and many more. Call the Tourism and Convention Center for more information at 1-800-842-9959.

Area (Within 45 miles)

Jefferson Davis Monument State Historic Site
Kenlake State Resort Park
Lake Barkley State Resort Park
Lake Malone State Park
The Land Between the Lakes National Recreation Area
Pennyrile Forest State Resort Park
Don F. Pratt Museum, Ft. Campbell

APPENDIX - DEFINITIONS

Geographic definition of the labor market area

A county's labor market area is defined as the base county, adjacent counties, and any other major commuting counties. Adjacency is used to define the labor market area primarily because of the small size of Kentucky's counties. The major commuting counties are defined from the point of view of the base county. Major commuting counties are those counties that comprise 90% of the base county's total commuters. The source of the commuting patterns is the 1990 journey-to-work data available from the U.S. Department of Commerce, Bureau of Economic Analysis.

Example – Logan County

To determine the labor market area for Logan County the following steps are taken. First, the counties with workers commuting into Logan county are listed in ascending order (see the table below). The cumulative percent is calculated. Next, all counties that comprise up to 90% of the commuters are included in the labor market area (actually the cut-off will be the county that breaks the 90% threshold – Montgomery County, TN at 92.6% in this case). Although Robertson is not a major commuter county, it is included since it is adjacent. The Logan County labor market is then comprised of the seven bold-faced counties in the table below.

Labor Market Area Example – Logan County

<u>Adjacent to Logan</u>	<u>Commuter County</u>	<u>Commuters into Logan</u>	<u>Percent of Total Commuters</u>	<u>Cumulative Percent</u>
Y	Todd	385	24.4%	24.4%
Y	Warren	377	23.9	48.4
Y	Muhlenberg	365	23.2	71.5
Y	Simpson	162	10.3	81.8
Y	Butler	116	7.4	89.1
	Montgomery, TN	55	3.5	92.6
	Christian	36	2.3	94.9
	Sumner, TN	35	2.2	97.1
Y	Robertson, TN	25	1.6	98.7
	Davidson, TN	20	1.3	100.0
	<i>Total Commuters into Logan County</i>	<i>1,576</i>	<i>100.0</i>	

Source: U.S. Department of Commerce, Bureau of Economic Analysis. Regional Economic Information System, CD-ROM. August 1997.

Potential Labor Supply


The potential labor supply is an estimate of those persons not classified as in the labor force (not employed and not unemployed), but who want a job. The assumption is that people not in the labor force at the local level would like a job at the same rate as the nation. The U.S. Department of Labor, Bureau of Labor Statistics provides national, yearly estimates of the percent of the people not in the labor force who want a job. This percent is applied to the county-level number of people not in the labor force.

Underemployed

Wholesale/retail trade and non-professional services have historically paid low wages. The assumption is that workers in these industries would take higher paying jobs if they were available. Non-professional services excludes Miscellaneous Repair Services (SIC 7600), Health Services (SIC 8000), Legal Services (SIC 8100), and Engineering and Management Services (SIC 8700).

Total Available Labor

Total available labor is the sum of the number of unemployed, potential labor supply, and underemployed. Please note that the number of unemployed is the only generally accepted measure of labor availability. The other concepts are weaker measures and should be used with caution.



Kentucky

Cabinet For Economic Development

2300 Capital Plaza Tower, 500 Mero Street, Frankfort, KY 40601, 502 • 564 • 7140



Printed on recycled paper.