

1997

Industrial Resources: Marshall County

Kentucky Library Research Collections
Western Kentucky University, spcol@wku.edu

Follow this and additional works at: https://digitalcommons.wku.edu/marshall_cty

 Part of the [Business Administration, Management, and Operations Commons](#), [Growth and Development Commons](#), and the [Infrastructure Commons](#)

Recommended Citation

Kentucky Library Research Collections, "Industrial Resources: Marshall County" (1997). *Marshall County*. Paper 2.
https://digitalcommons.wku.edu/marshall_cty/2

This Report is brought to you for free and open access by TopSCHOLAR®. It has been accepted for inclusion in Marshall County by an authorized administrator of TopSCHOLAR®. For more information, please contact topscholar@wku.edu.

Kentucky

Resources For Economic Development

Marshall County



Prepared by
The Kentucky Cabinet for Economic Development
Division of Research
in cooperation with
Marshall County Chamber of Commerce

1997

Division Director - Rene' True; program manager - Keith Roberts; research - Mary Rawlings; clerical - Wanda Sharp; graphics - Robert Owens. Cost of printing paid from state funds.

TABLE OF CONTENTS

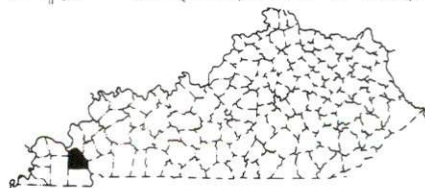
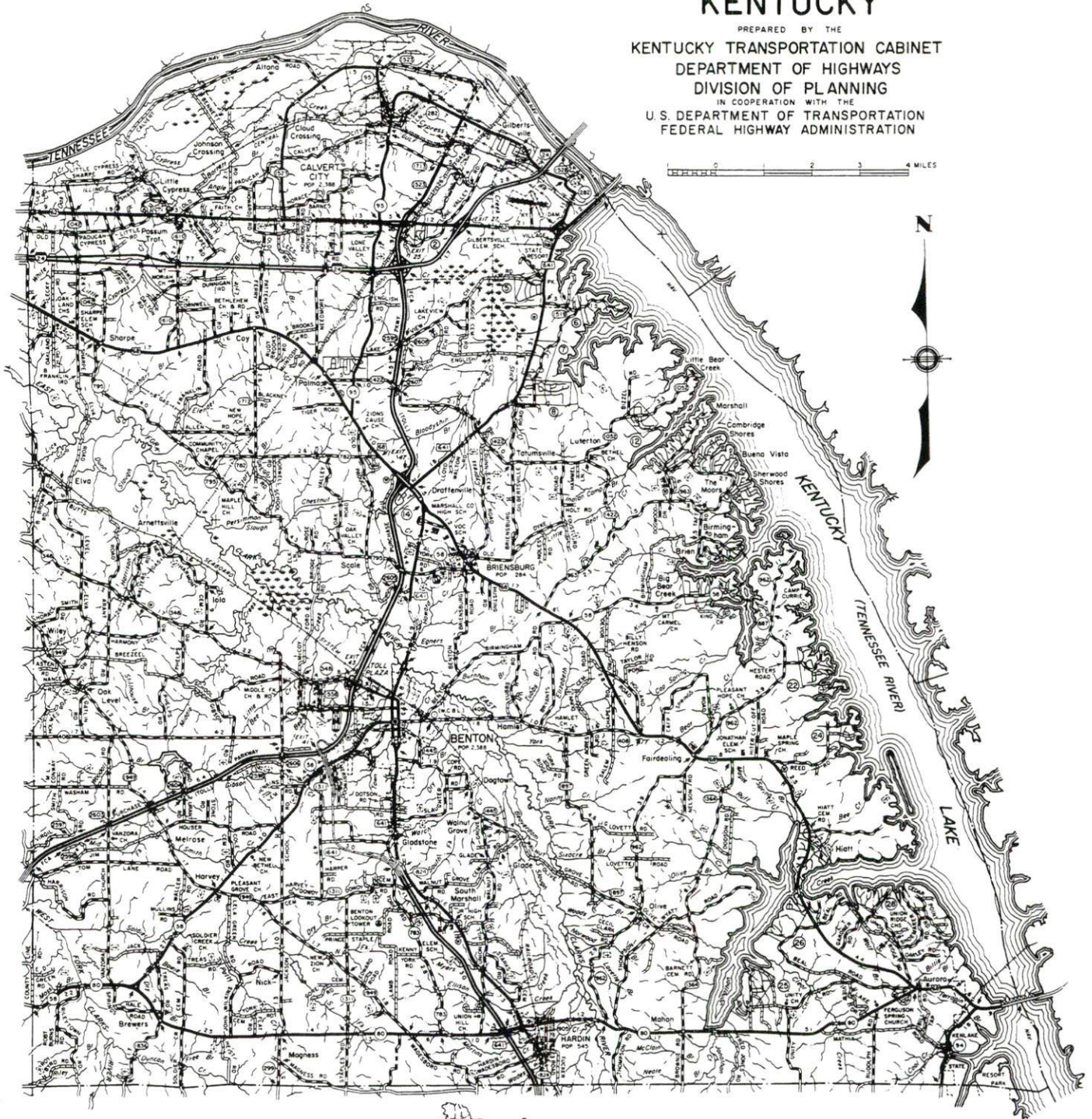
<u>Chapter</u>	<u>Page</u>
MARSHALL COUNTY, KENTUCKY-A RESOURCE PROFILE.....	1
THE LABOR MARKET STATISTICS.....	2
Labor Market Area Map.....	2
Population.....	3
Population Projections.....	3
Estimated Labor Supply.....	3
Labor Force Characteristics of Residents, 1995.....	4
Selected Components of Nonagricultural Employment, by Place of Work, 1995.....	5
Per Capita Personal Income.....	6
Average Placement Wages.....	7
Average Weekly Wages of Workers Covered by Unemployment Insurance 1995 - Bar Chart.....	8
Average Weekly Wages by Industry, by Place of Work, 1995.....	9
EXISTING INDUSTRY.....	10
Marshall County Manufacturing Firms, Their Products and Employment.....	10
Recent Industrial Development.....	12
Labor Organizations in Manufacturing Firms.....	12
Selected Industrial Services.....	13
TRANSPORTATION.....	14
Highways.....	14
Truck Service.....	14
Selected Market Location Map.....	15
Rail.....	16
Air.....	16
Water.....	17
UTILITIES.....	18
Electricity.....	18
Natural Gas.....	19
Public Water Supply.....	20
Sewerage.....	22
CLIMATE.....	23

<u>Chapter</u>	<u>Page</u>
LOCAL GOVERNMENT.....	24
Structure.....	24
Planning and Zoning.....	24
Local Fees and Licenses.....	24
State and Local Property Taxes.....	25
EDUCATION.....	26
Public Schools.....	26
Nonpublic Schools.....	26
Area Colleges and Universities.....	26
Vocational Training.....	27
OTHER LOCAL FACILITIES.....	29
Local Medical Personnel.....	29
Hospitals.....	29
Other Medical Facilities and Services.....	29
Banks and Savings & Loan Associations.....	29
Newspapers.....	29
Telephone Service.....	29
RECREATION.....	30

GENERAL HIGHWAY MAP MARSHALL COUNTY KENTUCKY

PREPARED BY THE
KENTUCKY TRANSPORTATION CABINET
DEPARTMENT OF HIGHWAYS
DIVISION OF PLANNING
IN COOPERATION WITH THE
U.S. DEPARTMENT OF TRANSPORTATION
FEDERAL HIGHWAY ADMINISTRATION

0 1 2 3 4 MILES



MARSHALL COUNTY, KENTUCKY - A RESOURCE PROFILE

Marshall County is located in the Jackson Purchase Region of western Kentucky. The Tennessee River flows along the northern boundary of the county while Kentucky Lake forms the eastern boundary. Benton, the county seat of Marshall County, is located 121 miles northwest of Nashville, Tennessee; 193 miles southeast of St. Louis, Missouri; and 213 miles southwest of Louisville, Kentucky. Calvert City is 15 miles north of Benton and Hardin is 7 miles south of Benton.

Marshall County covers a total land area of 304 square miles. Marshall County had an estimated 1994 population of 28,797 with 4,434 persons residing in Benton, 2,904 in Calvert City, and 702 in Hardin.

The Economic Framework - The total number of Marshall County residents employed in 1995 averaged 12,704. Manufacturing firms in the county reported 3,252 employees; wholesale and retail trade provided 2,089 jobs; 1,451 people were employed in service occupations; state and local government accounted for 1,459 employees; and contract construction firms provided 947 jobs.

Labor Supply - There is a current estimated labor supply of 11,102 persons available for industrial jobs in the labor market area. In addition, from 1998 through 2002, 12,141 young persons in the area will become 18 years of age and potentially available for industrial jobs.

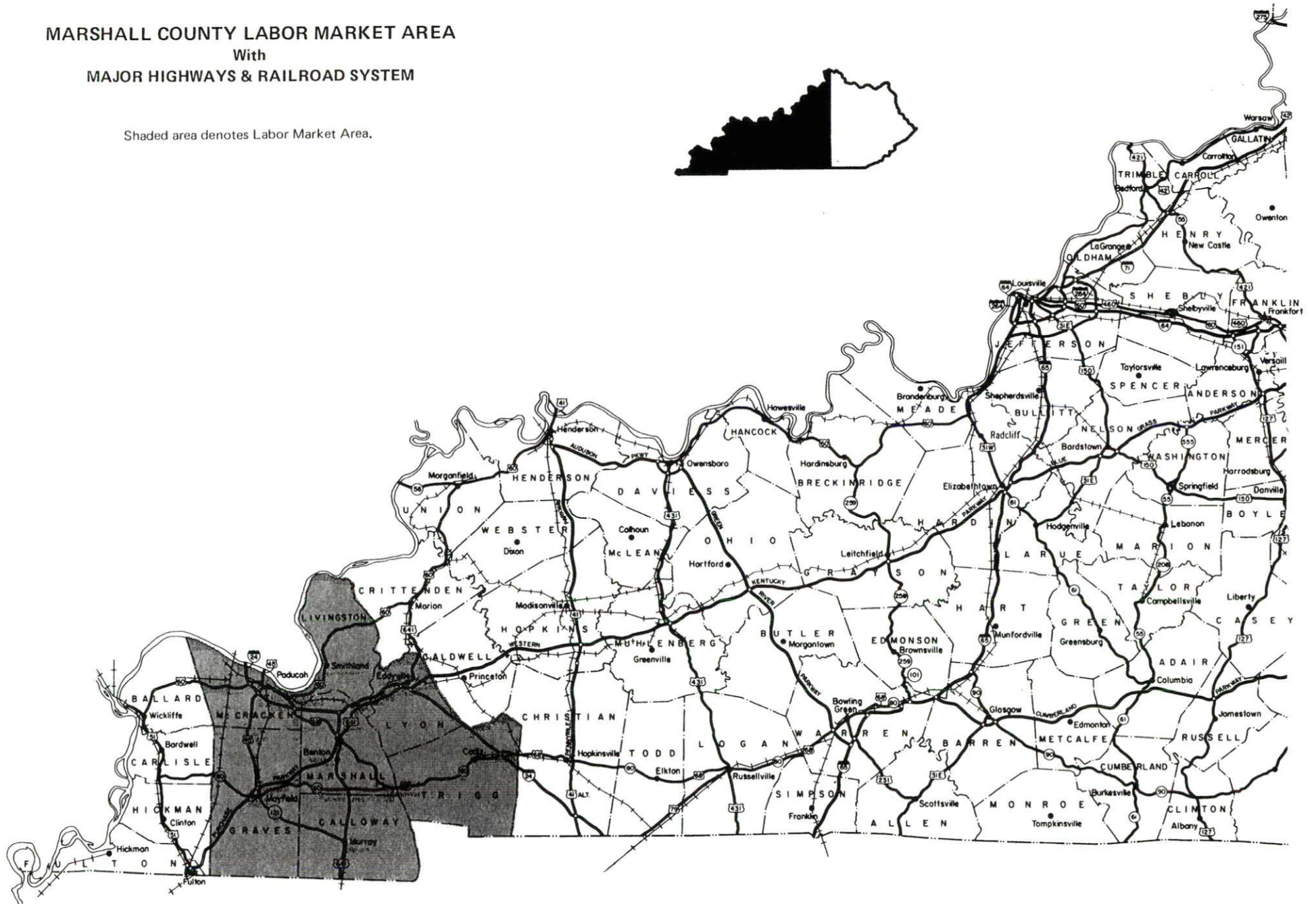

Transportation - Major highways serving Marshall County include Interstate 24; the Purchase Parkway; U.S. Highways 62, 68, and 641; and Kentucky Highway 80. Twenty trucking companies provide interstate and/or intrastate service to Marshall County. Paducah and Louisville Railway provides rail service to Calvert City. The nearest commercial airline service is available at Barkley Regional Airport near Paducah, 34 miles northwest of Benton. The Kentucky Dam Village State Resort Park Airport, 12 miles north of Benton, maintains a 4,000-foot paved runway to accommodate small aircraft. Two public riverports are located within 26 miles of Benton; the Port of Lyon County and the Paducah-McCracken County Riverport.

Power and Fuel - Electric power is distributed in Benton by the Benton Electric System, in Calvert City by Jackson Purchase Electric Cooperative Corporation, and in Hardin by West Kentucky Rural Electric Cooperative Corporation. Natural gas is distributed in Benton by Union Gas Company of Kentucky, in Calvert City by Western Kentucky Gas Company, and by Hardin Natural Gas System in Hardin.

Education - The Marshall County School System provides primary and secondary education to the county. Seven institutions of higher learning are located within 76 miles of Benton. Vocational training is available locally at the Marshall County Area Technology Center in Benton and at the West Kentucky Regional Technology Center, 26 miles northwest of Benton in Paducah.

MARSHALL COUNTY LABOR MARKET AREA
With
MAJOR HIGHWAYS & RAILROAD SYSTEM

Shaded area denotes Labor Market Area.



LABOR MARKET STATISTICS

The Marshall County Labor Market Area includes Marshall County and the adjoining Kentucky counties of Calloway, Graves, Livingston, Lyon, McCracken, and Trigg.

POPULATION

	<u>1994*</u>	<u>1990</u>	<u>1980</u>	<u>1970</u>
Labor Market Area	188,620	180,416	176,120	159,071
Benton	4,434	3,899	3,700	3,652
Calvert City	2,904	2,531	2,388	2,104
Hardin	702	595	545	522
Marshall County	28,797	27,205	25,637	20,381

*Population estimates.

Source: U.S. Department of Commerce, Bureau of the Census.

POPULATION PROJECTIONS

	<u>2000</u>	<u>2010</u>	<u>2020</u>
Labor Market Area	197,720	206,402	212,879
Marshall County	30,631	32,365	33,612

Note: Population projections are from High Growth Series forecast.

Source: University of Louisville, Urban Studies Center, State Data Center.

ESTIMATED LABOR SUPPLY

	<u>Current</u>			<u>Future</u>
	<u>Total</u>	<u>Unemployed</u>	Not in Labor Force	Becoming 18 years of age <u>1998 thru 2002</u>
Labor Market Area*	11,102	4,658	6,444	12,141
Marshall County	2,779	752	2,027	1,883

* Additional workers may be drawn from other nearby counties.

Note: Unemployed - persons unemployed and actively seeking work; Not in Labor Force - represents the number of persons who would enter the labor force if suitable employment were available (based on the assumption that persons in Kentucky would like to participate in the labor force in the same proportion that they do nationally). Underemployed persons (employed only 14 to 26 weeks during the year) are no longer included in labor surplus estimates.

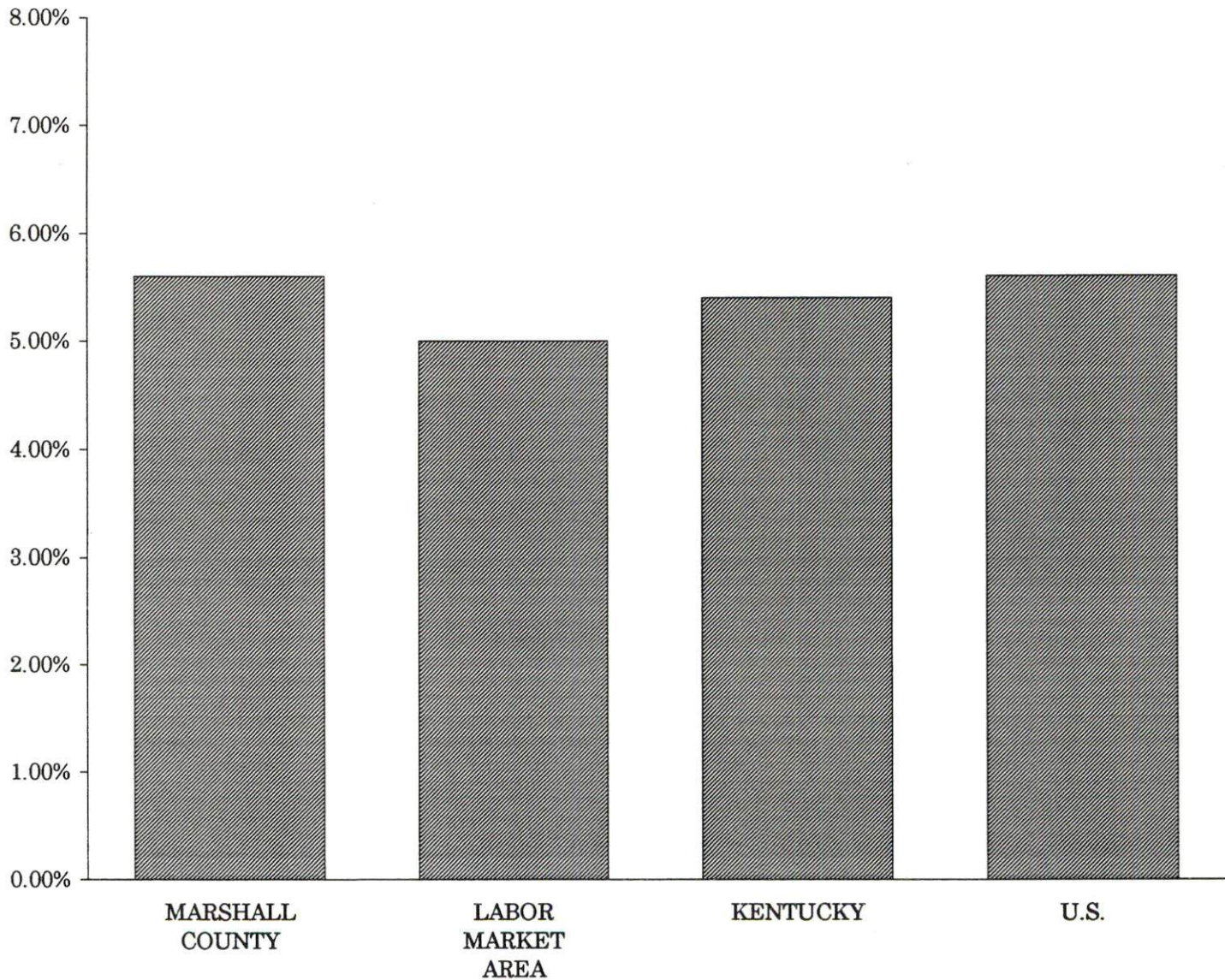
Sources: Kentucky Workforce Development Cabinet, Kentucky Labor Surplus Estimates by County, 1995. Kentucky Cabinet for Economic Development, Future Labor Supply Becoming 18 Years of Age, 1998 thru 2002.

LABOR FORCE CHARACTERISTICS OF RESIDENTS, 1995

	<u>Marshall County</u>	<u>Labor Market Area</u>
Civilian Labor Force	13,456	92,740
Employment	12,704	88,082
Unemployment	752	4,658
Rate of Unemployment (%)	5.6	5.0

Source: Kentucky Workforce Development Cabinet, Kentucky Labor Force Estimates, Annual Averages 1995.

UNEMPLOYMENT RATES
1995



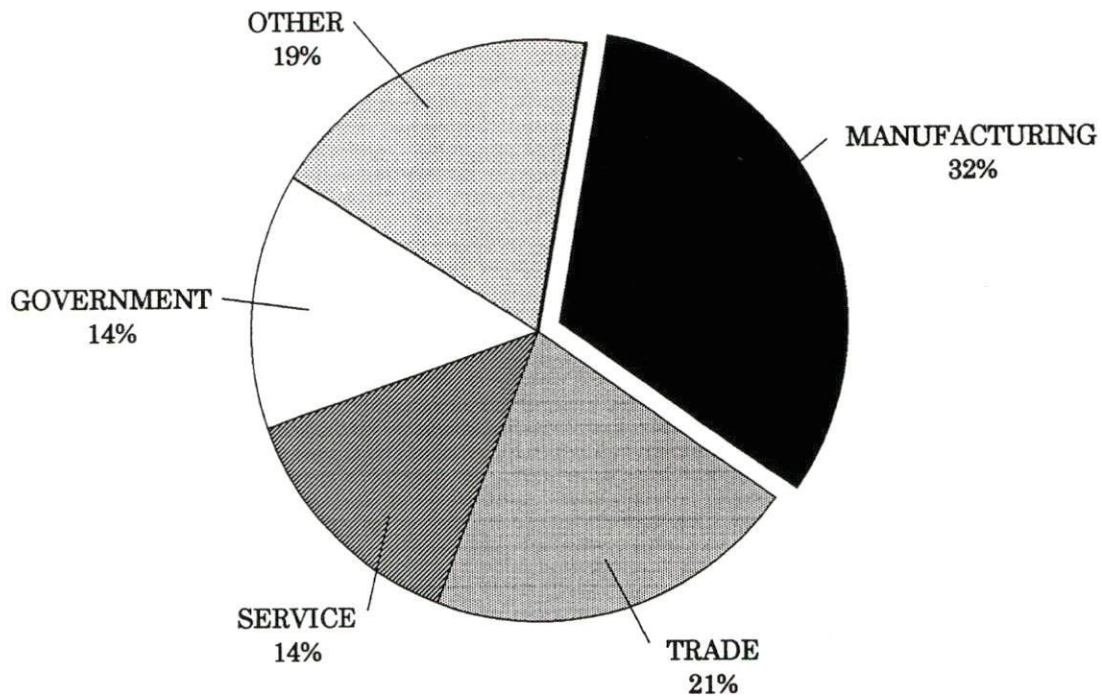
SELECTED COMPONENTS OF NONAGRICULTURAL EMPLOYMENT
BY PLACE OF WORK, 1995

	<u>Marshall County</u>	<u>Labor Market Area</u>
All Industries (total)	10,221	78,371
Manufacturing	3,252	16,080
Wholesale & Retail Trade	2,089	21,939
Services	1,451	15,990
State/Local Government	1,459	11,498
Contract Construction	947	4,274

Note: Excludes domestic workers, railway workers, certain nonprofit corporations, majority of federal government workers, and self-employed workers.

Source: Kentucky Workforce Development Cabinet, Average Monthly Workers Covered by Kentucky Unemployment Insurance Law, 1995.

MARSHALL COUNTY

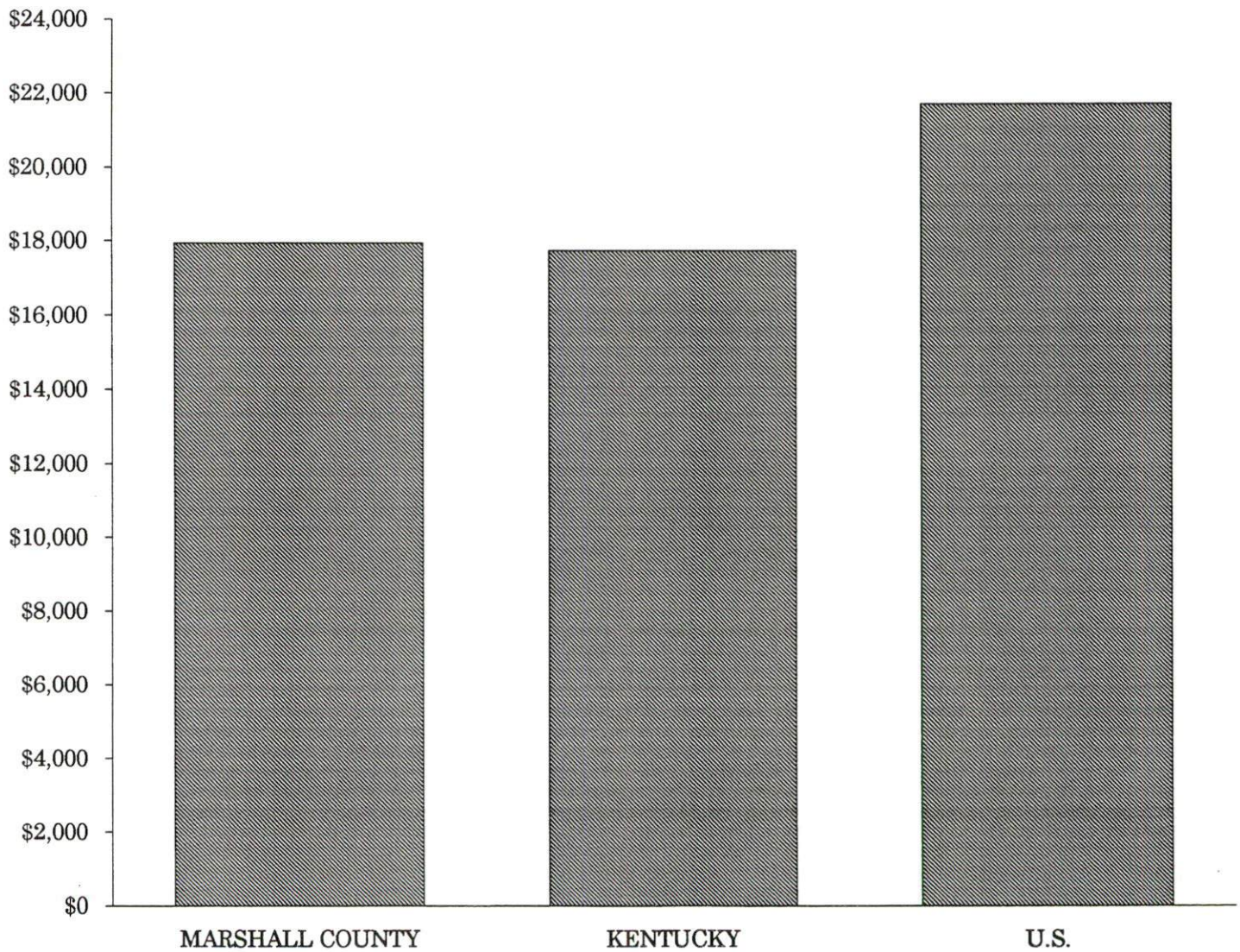


PER CAPITA PERSONAL INCOME

<u>Area</u>	<u>1990</u>	<u>1994</u>	<u>Percent Change</u>
Marshall County	\$14,531	\$17,925	23.4
Labor Market Area Range	\$11,098 - \$16,980	\$12,438 - \$20,614	-
Kentucky	\$14,747	\$17,721	20.2
U.S.	\$18,666	\$21,696	16.2

Source: U.S. Department of Commerce, Bureau of Economic Analysis, Regional Economic Information System.

PER CAPITA PERSONAL INCOME
1994



AVERAGE PLACEMENT WAGES

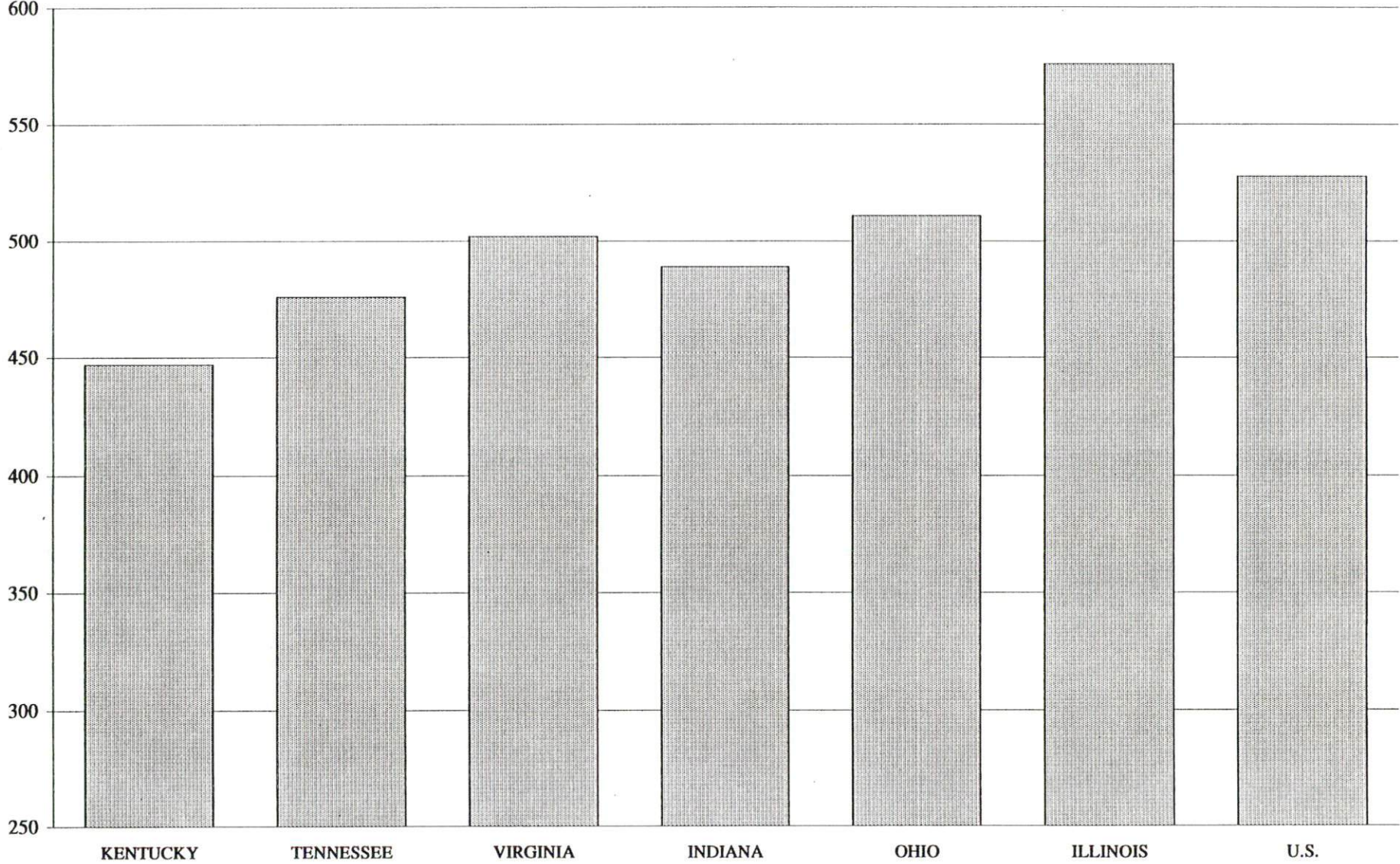
Marshall County is served by the Paducah local office of the Kentucky Department for Employment Services. The focus of the following data is on job placements made by the Paducah local office and may therefore be used as an indicator of the wages which employers in the area pay new employees. During the twelve months which ended on June 30, 1996, the local employment office filled 1,982 job openings in various occupational categories. The average hourly wage for selected occupational categories were:

<u>OCCUPATIONAL CATEGORY</u>	<u>NUMBER OF PLACEMENTS</u>	<u>AVERAGE WAGE(\$)</u>
All Occupations	1,982	5.90
Clerical	544	5.08
Sales	246	5.10
Services (excluding domestic)	367	5.02
Agricultural, Fishery, Forestry, etc.	33	5.89
Processing	145	8.81
Machine Trades	25	6.78
Bench Work	101	4.55
Structural	246	8.01
Motor Freight/ Transportation	82	6.96
Packaging and Materials Handling	146	5.79
Other	1	12.96

The Paducah local office also serves Ballard, Carlisle, Livingston, and McCracken Counties. The above occupational categories are taken from the Dictionary of Occupational Titles published by the U.S. Department of Labor.

Source: Kentucky Workforce Development Cabinet, Department for Employment Services

AVERAGE WEEKLY WAGES OF WORKERS COVERED BY
UNEMPLOYMENT INSURANCE - 1995



AVERAGE WEEKLY WAGES BY INDUSTRY
BY PLACE OF WORK, 1995*

	<u>Marshall County</u>	<u>Kentucky (Statewide)</u>	<u>Tennessee</u>	<u>Virginia</u>
All Industries	\$538.05	\$447.03	\$476.00	\$502.00
Mining & Quarrying	N/A	739.22	671.00	736.00
Contract Construction	533.94	466.73	505.00	497.00
Manufacturing	892.27	577.94	559.00	589.00
Transportation, Communications & Public Utilities	557.82	586.90	612.00	679.00
Wholesale & Retail Trade	236.53	308.87	N/A	N/A
Finance, Insurance & Real Estate	413.89	546.83	614.00	643.00
Services	374.01	404.99	459.00	524.00
State/Local Government	378.71	457.63	N/A	N/A
	<u>Indiana</u>	<u>Ohio</u>	<u>Illinois</u>	<u>U. S.</u>
All Industries	\$489.00	\$511.00	\$576.00	\$528.00
Mining & Quarrying	770.00	684.00	828.00	871.00
Contract Construction	558.00	569.00	699.00	562.00
Manufacturing	671.00	716.00	715.00	668.00
Transportation, Communications & Public Utilities	589.00	623.00	710.00	674.00
Wholesale & Retail Trade	N/A	N/A	N/A	N/A
Finance, Insurance & Real Estate	552.00	601.00	815.00	742.00
Services	418.00	449.00	526.00	503.00
State/Local Government	N/A	N/A	N/A	N/A

* Wages for U.S. and surrounding states rounded to nearest dollar.

N/A Not Available.

Note: The average weekly wage for each category includes the salaries and wages of all persons working for that type business. For example, the manufacturing category includes both production workers and administrative personnel. Excludes domestic workers, railway workers, certain nonprofit corporations, majority of federal government workers, and self-employed workers.

Sources: Kentucky Workforce Development Cabinet, Average Weekly Wages of Workers Covered by Kentucky Unemployment Insurance Law, 1995. U.S. Department of Labor, Bureau of Labor Statistics, Employment and Wages, Annual Averages, 1995, December 1996.

EXISTING INDUSTRY

MARSHALL COUNTY MANUFACTURING FIRMS, THEIR PRODUCTS AND EMPLOYMENT

<u>Firm</u> (Establishment date)	<u>Product</u>	1996 <u>Average Employment</u>
Benton		
Alusuisse Composites, Inc. (1978)	Aluminum composite panels, foamed pvc sheets	103
B.M.I. Pallets (1978)	Pallets, skids, boxes, dimension lumber	4
Blue Grass Cooperage, Inc. (1948)	Barrel staves, headings, wood chips	22
Kentucky Heritage Manufacturing, Pinewood Primitives (1992)	Reproduction furniture, wood gift items	18
Kentucky Waterland Press, Tribune Courier (1888)	Newspaper, job printing	14
LTD Welding (1990)	Welding	4
Long Concrete Company (1946)	Precast concrete	10
Mid-America Homes, Inc. (1993)	Manufactured housing	126
Pro Equipment Company (1987)	Portable cleaning units, car wash equipment	20
Tribune-Courier (1888)	Newspaper, commercial printing	30
Woodside Manufacturing Company, Inc. (1973)	Industrial and custom sewing, nursing uniforms	15
Calvert City		
Air Products & Chemicals, Inc., Chemical Group, Calvert City Works (1955)	Polyvinyl alcohol, acetylenics, emulsions	396
Allwood Manufacturing, Inc. (1992)	Dimension hardwood, pallets, crates	30
The Carbide/Graphite Group, Inc. (1953)	Acetylene, electric calcinated anthracite coal, carbon paste, calcium carbide	125
Degussa/ICT Corporation Catalyst Division (1981)	Automotive emissions control catalysts, chemical industry catalysts	67
Elf Atochem North America, Inc. (1949)	Plastics, refrigerants and foam blowing agents, hydrofluoric acid	300

(Continued)

<u>Firm</u> <u>(Establishment date)</u>	<u>Product</u>	<u>1996</u> <u>Average Employment</u>
Estron Chemicals, Inc. (1978)	Acrylic monomer, polyester & sulfonemide resins	30
IBEX Industries, Inc. (1989)	Vacuum pressure tanks	33
ISP CHEMICALS, Inc.	Specialty chemicals	547
Lake Printers, Inc. (1975)	Job printing	16
Metal Fab, Inc. (1989)	Fabricated metal products	24
Nationwide Tarps, Inc. (1994)	Tarps and tent sidewalls, concrete curing blankets	15
North Star Steel Kentucky, Inc. (1983)	Structural steel	201
Purity Ice Service, Inc. (1974)	Ice (crushed and block)	16
SKW Metals and Alloys, Inc. (1949)	Ferroalloys	220
The BF Goodrich Company (1952)	Caustic soda, acrylic acid polymer	314
Westlake Monomers Corporation (1990)	Vinyl chloride monomers	150
Westlake PVC Corporation (1991)	Poly vinyl chloride resin	74
Zealco Industries, Inc. (1982)	Cleaning systems, (ind./comm.) steam cleaners, high pressure washers	17

Gilbertsville

372 Cox Group (1988)	Fixtures (engineering tolerance), gages (dimensional characteristics)	30
----------------------	---	----

Hardin

Farmer Brown Country Hams Company (1979)	Country hams, bacon	5
Hardin Grain Elevator, Inc. (1975)	Fertilizer, feed	16
Twin Lakes Shore Line Improvement (1964)	Boat docks, boat lifts	2

Sources: Kentucky Cabinet for Economic Development, Division of Research; Marshall County Chamber of Commerce.

RECENT INDUSTRIAL DEVELOPMENTS

A \$150 million expansion is underway at Elf Atochem North America, Inc. in Calvert City. Completion of the expansion is scheduled in the spring of 1997 and is expected to create 40 new jobs. The new plant will produce non-CFC refrigerants. The B.F. Goodrich Company announced expansion plans potentially creating 12 new jobs. Completion is scheduled for mid 1997.

Alusuisse Composites, Inc. is constructing new office facilities for its manufacturing operation. After the offices are relocated, the former office space will be converted to manufacturing space. The estimated cost of the project is \$4.0 million.

LABOR ORGANIZATIONS IN MANUFACTURING FIRMS

Union

Representing workers at:

Aluminum, Brick and Glass
Workers International Union,
AFL-CIO

Alusuisse Composites, Inc.

International Association of
Machinists and Aerospace
Workers, AFL-CIO

ISP CHEMICALS, Inc.; Elf
Atochem North America, Inc.;
The BF Goodrich Company;
Westlake Monomers Corporation

International Brotherhood
of Teamsters

Elf Atochem North America, Inc.

International Union, United
Automobile, Aerospace, and
Agricultural Implement Workers
of America

SKW Metals and Alloys, Inc.

Oil, Chemical and Atomic
Workers International Union,
AFL-CIO

Air Products & Chemicals, Inc.,
Chemical Group, Calvert
City Works;
The Carbide/Graphite Group, Inc.;
Degussa Corporation Catalyst
Division
Westlake PVC Corporation

United Steelworkers of
America, AFL-CIO-CLC

North Star Steel Kentucky, Inc.

SELECTED INDUSTRIAL SERVICES

<u>Types of Services</u>	<u>Location</u>	<u>Mileage from Benton</u>
Custom Plastics Producers	Benton, Kentucky	-
Electric Motor Repair	Benton, Kentucky Calvert City, Kentucky	- 15
Heat Treating Facilities	Hopkinsville, Kentucky	56
Industrial Waste Removal	Calvert City, Kentucky	15
Machine Shops, Tool & Die	Gilbertsville, Kentucky	12
Metal Castings	Elkton, Kentucky	76
Metal Finishers	Paducah, Kentucky	26
Metal Service Centers	Murray, Kentucky	18
Millwrights & Riggers	Mayfield, Kentucky	21

Sources: Kentucky Cabinet for Economic Development, Division of Research; Marshall County Chamber of Commerce.

TRANSPORTATION

Highways

Major highways serving Marshall County include Interstate 24; Purchase Parkway; U.S. Highways 62, 68 and 641; and Kentucky Highway 80.

Interstate 24, a major east-west highway, extends through northern Marshall County and connects with the Purchase Parkway and U.S. Highways 62, 68 and 641. Interstate 24 also provides access to the Western Kentucky Parkway, 26 miles northeast of Benton.

The Purchase Parkway, a multi-lane highway, traverses north and south through Marshall County. Interchanges on the parkway are located at Interstate 24, at U.S. Highway 68 in central Marshall County, and at Benton.

U.S. Highways 62, 68 and 641, and Kentucky Highway 80 are also major routes in Marshall County. All four highways are AAA-rated (80,000-pound gross load limit) trucking highways.

HIGHWAY MILES FROM BENTON, KENTUCKY, TO SELECTED MARKET CENTERS

City	Highway Miles	City	Highway Miles
Atlanta, GA	361	Los Angeles, CA	1,941
Baltimore, MD	792	Louisville, KY	213
Birmingham, AL	310	Nashville, TN	121
Chicago, IL	385	New Orleans, LA	550
Cincinnati, OH	312	New York, NY	975
Cleveland, OH	559	Pittsburgh, PA	601
Detroit, MI	566	St. Louis, MO	193
Knoxville, TN	299		

Note: Mileage computations are via the best interstate or primary highways, not necessarily the most direct route of travel.

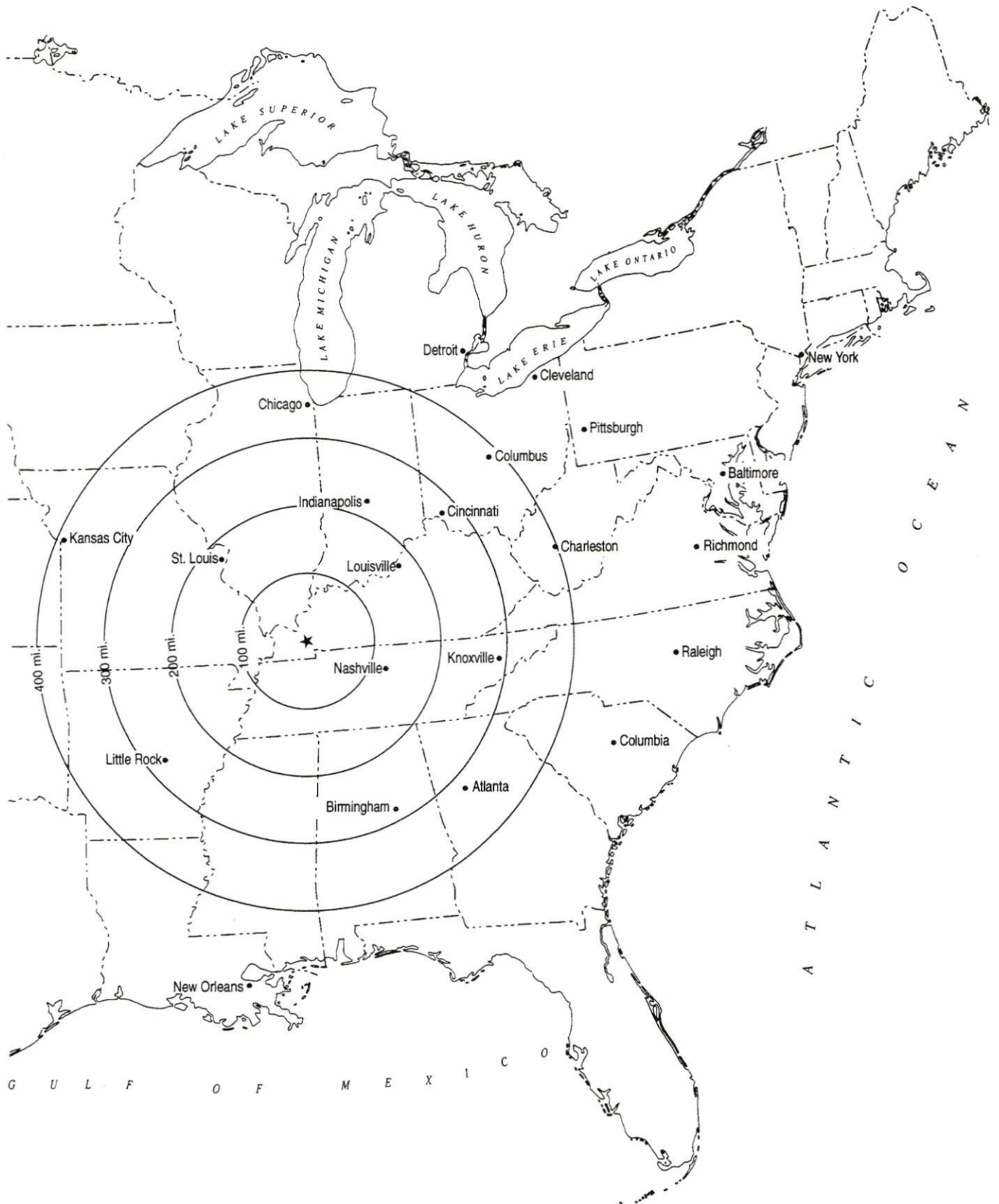
Sources: Rand McNally Standard Highway Mileage Guide, 1993. Official Kentucky Mileage Map, 1988.

Truck Service

Twenty common carrier trucking companies provide interstate and/or intrastate service to Marshall County.

Source: American Motor Carrier Directory, Spring 1997.

Selected Market Centers



Rail

Paducah and Louisville Railway, Inc. provides main line rail service to Calvert City. The nearest intermodal facilities are available 15 miles west of Calvert City in Paducah, Kentucky.

For details on routing, schedules, rates, and services contact:

Vice President - Marketing and Sales
Paducah and Louisville Railway
1500 Kentucky Avenue
Paducah, Kentucky 42001
(502) 444-4341

Air

Nearest Scheduled Commercial Airline Service (Commuter)

Location:	Barkley Regional Airport 6 miles west of Paducah, Kentucky; 30 miles northwest of Benton
Runways:	2 paved
Length:	6,500 feet; 4,000 feet
Traffic	
Control:	Control tower, ILS, VOR, GPS, and NDB approaches
Lighting:	HIRL, MIRL, MITL, rotating beacon
Services:	TransWorld Express, Northwest Airlink; 100LL and jet-A fuel; storage; charter; flight instruction; hangar; tie-downs; major and minor A & P repairs; National Weather Service; Avionics; car rental; taxi; limousine; and restaurant
Air Freight Service:	Air carriers accept freight on space available basis

The Barkley Regional Airport recently completed construction of a full parallel taxiway for Runway 14-32, significantly improving ground movements by aircraft. Additionally, an 18,000 square-foot storage hangar has been placed into service.

Plans for the airport in 1997 include preparation of a master plan/environmental update, additional general aviation ramp space, a 12,000 square-foot storage and maintenance hangar, improvements in the airport's emergency communications system, and renovation of the airfield lighting systems.

Scheduled commercial airline service is available at Evansville Regional Airport near Evansville, Indiana, 116 miles northeast of Benton; and at the Nashville International Airport near Nashville, Tennessee, 121 miles southeast of Benton.

Nearest Small Craft Airport

Location:	Kentucky Dam Village State Resort Park Airport Gilbertsville, 12 miles north of Benton
Runways:	1 paved
Length:	4,000 feet
Traffic	
Control:	Wind sock
Lighting:	Runway lights (dusk to dawn), REIL, VASI
Services:	100 octane and jet-A fuel, and tie-down; Transportation to Kentucky Dam Village State Park available

Water

The Tennessee River forms the northern boundary of Marshall County and Kentucky Lake forms the eastern boundary of the county. Two major riverports are located near Marshall County, the Paducah-McCracken County Riverport and the Port of Lyon County.

The Paducah-McCracken County Riverport is 26 miles northwest of Benton. The Riverport Authority operates an ice-free, deep water inland waterways port located at Mile 1 on the Tennessee River, at the confluence of the Ohio and Tennessee Rivers. The Riverport is located 48 river miles east of where the Ohio River flows into the Mississippi River, and at the head of the Tennessee-Tombigbee Waterway.

The Port of Lyon County is located 26 miles northeast of Benton. The Port Authority of Lyon County operates a port facility in the Lick Creek embayment on Lake Barkley at Cumberland River Mile 43.6. Kentucky Lake is only ten miles from the Port as the two lakes are joined by a one and three-quarter mile long canal, 300 feet wide. It is the only public port on either Lake Barkley or the adjoining Kentucky Lake, and there is only one lock between the Port and the Tennessee-Tombigbee.

UTILITIES

Electricity

Company serving **Benton** - Benton Electric System

Source of power - Tennessee Valley Authority

For industrial rates contact:

Benton Electric System
500 Mayfield Highway
Benton, Kentucky 42025
(502) 527-3666

and/or

South Kentucky Industrial Development
Association, Inc.
P.O. Box 726
Hopkinsville, Kentucky 42241-0726
(502) 885-5392 Fax (502) 885-9451

Company serving **Calvert City, north and central Marshall County** - Jackson Purchase Electric
Cooperative Corporation

Source of power - Big Rivers Electric Corporation

For industrial rates contact:

Jackson Purchase Electric Cooperative
Corporation
2900 Irvin Cobb Drive
P.O. Box 3188
Paducah, Kentucky 42002-3188
(502) 442-7321 or (800) 633-4044

and/or

Manager of Economic Development
Big Rivers Electric Corporation
P.O. Box 24
Henderson, Kentucky 42420
(502) 827-2561 Fax (502) 827-2561

Company serving **Hardin, western, eastern, and southern Marshall County** - West Kentucky
Rural Electric Cooperative Corporation
Source of power - Tennessee Valley Authority
For industrial rates contact:

South Kentucky Industrial Development
Association, Inc.
P.O. Box 726
Hopkinsville, Kentucky 42241-0726
(502) 885-5392 Fax (502) 885-9451

and/or

West Kentucky Rural Electric Cooperative
Corporation
1218 West Broadway
P.O. Box 589
Mayfield, Kentucky 42066
(502) 247-1321 Fax (502) 247-8496

Natural Gas

Company serving **Benton** - Union Gas Company of Kentucky
Source of supply - Texas Gas Transmission Corporation
For rates and supplies contact:

Union Gas Company of Kentucky
c/o City Hall
1009 Main Street
Benton, Kentucky 42025
(502) 527-3717 or (502) 527-8677

The Union Gas Company of Kentucky has a project under way to extend natural gas service to a large portion of Marshall County including a major trunk line to the Aurora community.

Company serving **Calvert City** - Western Kentucky Gas Company
Source of supply - Texas Gas Transmission Corporation
For rates and supplies contact:

Western Kentucky Gas Company
P.O. Box 866
Owensboro, Kentucky 42302-0866
(502) 685-8069

Company serving **Hardin** - Hardin Natural Gas System
Source of supply - Texas Gas Transmission Corporation
For rates and supplies contact:

Hardin Natural Gas System
P.O. Box 57
Hardin, Kentucky 42048
(502) 437-4361

Public Water Supply

Company serving **Benton** - Benton Water System
1009 Main Street
Benton, Kentucky 42025
(502) 527-8677 Fax (502) 527-2251

Source - Wells
Treatment plant capacity- 1,500,000 gallons per day
Average daily consumption - 850,000 gallons
Peak daily consumption - 1,000,000 gallons
Storage capacity - 550,000 gallons
Water pressure - 90 psi to 100 psi

The Benton Water System plans to construct a new two million gallon-per-day treatment plant and a 500,000 gallon elevated storage tank. Relocation of water lines on Poplar Street is under way, with completion scheduled for Summer 1997. The total cost of all projects is approximately \$3.5 million.

Company serving **Calvert City** - Calvert City Municipal Water &
Sewer System
P.O. Box 36
Calvert City, Kentucky 42029
(502) 395-7138 Fax (502) 395-5554

Source - Wells
Source of supply of treated water - North Marshall Water District
Amount of water that can be purchased - 500 gallons per minute (emergency only)
Treatment plant capacity- 1,400,000 gallons per day
Average daily consumption - 1,200,000 gallons
Peak daily consumption - 1,440,000 gallons
Storage capacity - 1,200,000 gallons
Water pressure - 65 psi to 110 psi

Company serving **Hardin** - Hardin Water System
P.O. Box 57
Hardin, Kentucky 42048-0057
(502) 437-4362 Fax (502) 437-4359

Source of supply of treated water - Benton Water System
Maximum amount available per day - 350,000 gallons
Average daily consumption - 100,000 gallons
Peak daily consumption - 125,000 gallons
Storage capacity - 80,000 gallons
Water pressure - 30 psi to 70 psi

The City of Hardin plans to construct a 200,000 gallon storage tank, extend approximately seven miles of new water lines, and upgrade five miles of old water lines. Completion is scheduled for 1999.

Company serving portion of Marshall County -

West Marshall Water District
Route 2
Benton, Kentucky 42025
(502) 527-0682

Source of supply of treated water -	Benton Water System
Maximum amount available per day -	No set limit
Average daily consumption -	40,000 gallons
Peak daily consumption -	50,000 gallons
Storage capacity -	50,000 gallons
Water pressure -	50 psi to 85 psi

Company serving east Marshall County -

Jonathan Creek Water District
P.O. Box 414
Benton, Kentucky 42025
(502) 354-8474 Fax (502) 354-9176

Source -	Wells
Source of supply of treated water -	North Marshall Water District
Amount that can be purchased -	200,000 gallons per day
Treatment plant capacity -	2,000,000 gallons
Average daily consumption -	500,000 gallons
Peak daily consumption -	800,000 gallons
Storage capacity -	750,000 gallons
Water pressure -	50 psi to 130 psi

Company serving Northeastern Marshall County -

North Marshall Water District
P.O. Box 850
56 Frankfort Road
Benton, Kentucky 42025
(502) 527-3208 Fax (502) 527-3039

Source -	Wells
Treatment plant capacity -	2,880,000 gallons
Average daily consumption -	1,500,000 gallons
Peak daily consumption -	2,110,000 gallons
Storage capacity -	1,560,000 gallons
Water pressure -	45 psi to 125 psi

North Marshall Water District plans to construct a 1,700,000 gallon-per-day water treatment plant at an estimated cost of \$150,000. Completion is scheduled for December, 1997.

Sewerage

Company serving **Benton** - Benton Sewer System
1009 Main Street
Benton, Kentucky 42025
(502) 527-8677 Fax (502) 527-2251

Design capacity - 1,000,000 gallons per day
Average daily flow - 694,140 gallons
Type of treatment - Secondary
Treated effluent discharged into - East Fork Clark's River

Company serving **Calvert City** - Calvert City Municipal Water
and Sewer System
P.O. Box 36
Calvert City, Kentucky 42029
(502) 395-4020 Fax (502) 395-5554

Design capacity - 390,000 gallons per day
Average daily flow - 250,000 gallons
Type of treatment - Secondary
Treated effluent discharged into - Tennessee River

The Calvert City Municipal Water and Sewer System has completed the design phase to extend sewer lines along U.S. Highway 62 from the Purchase Parkway to Interstate 24. The project is scheduled for completion by 1999 at an estimated cost of \$350,000.

Company serving **Hardin** - Hardin Sewer System
P.O. Box 57
Hardin, Kentucky 42048-0057
(502) 437-4361 Fax (502) 437-4359

Design capacity - 70,000 gallons per day
Average daily flow - At capacity
Type of treatment - Primary
Treated effluent discharged into - Martins Creek

Company serving **Aurora** - Marshall County Sanitation District #1
P.O. Box 21B
Hardin, Kentucky 42048
(502) 474-9736

Design capacity - 150,000 gallons per day
Average daily flow - 50,000 gallons
Type of treatment - Tertiary
Treated effluent discharged into - Kentucky Lake

CLIMATE

Marshall County

Temperature

Normal (29-year record)	57.20 degrees
Average annual 1995	57.80 degrees
Record highest, August 1988 (12-year record)	104.00 degrees
Record lowest, January 1985 (12-year record)	-15.00 degrees
Normal heating degree days (29 year record) (Heating degree day totals are the sums of negative departures of average daily temperatures from 65 degrees F.)	4,279

Precipitation

Normal (29-year record)	49.31 inches
Mean annual snowfall (11-year record)	10.50 inches
Total precipitation 1995	38.63 inches
Mean number days precipitation (.01 inch or more) (12-year record)	109.30
Mean number days thunderstorms (12-year record)	59.40

Prevailing winds

N/A

Relative Humidity (11-year record)

12 a.m.	82 percent
6 a.m.	86 percent
12 p.m.	58 percent
6 p.m.	64 percent

Source: U.S. Department of Commerce, Environmental Science Services Administration, Climatological Data, 1995. Station of record: Paducah, Kentucky.

LOCAL GOVERNMENT

Structure

The Cities of Benton, Calvert City, and Hardin are each governed by a mayor and six council members. The mayors are elected to four-year terms while council members each serve two-year terms. Marshall County is governed by a county judge/executive and three magistrates. Each county official is elected to a four-year term.

Planning and Zoning

City agency - Benton Planning and Zoning Commission

Zoning enforced - Within city

Subdivision regulations enforced - Within city and three miles beyond

Local codes enforced - Building and housing

Mandatory state codes enforced - Kentucky Plumbing Code, National

Electric Code, Kentucky Boiler Regulations and Standards, Kentucky

Building Code (modeled after BOCA code)

City agency - Calvert City Planning Commission

Zoning enforced - Within city

Subdivision regulations enforced - Within city only

Mandatory state codes enforced - Kentucky Plumbing Code, National

Electric Code, Kentucky Boiler Regulations and Standards, Kentucky

Building Code (modeled after BOCA code)

Local Fees and Licenses

The City of Benton levies an occupational license tax of one-half of one percent on salaries, wages, and commissions of all persons employed within the city. Annual business license fees are based on the type of business. The fee for manufacturing businesses is \$150 for plants with 25 or more employees and \$125 for plants with less than 25 employees.

Calvert City levies annual business license fees ranging from \$25 to \$100 for most businesses.

Marshall County levies a one percent occupational license tax on salaries, wages, and commissions of individuals and on net profits of businesses.

The Marshall County School System also levies a one-half of one percent occupational license tax on wages, salaries, and commissions of individuals and on net profits of businesses. Exempted are nonresidents and certain businesses including public service companies that pay ad valorem taxes, insurance companies, banks, and trust companies.

PROPERTY TAXES

The Kentucky Constitution requires the state to tax all classes of taxable property, and state statutes allow local jurisdictions to tax only a few classes. All locally taxed property is subject to county taxes and school district taxes (either a county school district or an independent school district). Property located inside of city limits may also be subject to city property taxes.

Special local taxing jurisdictions (fire protection districts, watershed districts, and sanitation districts) levy taxes within their operating areas (usually a small portion of community or county).

Property assessments in Kentucky are at 100% fair cash value. Accounts receivable are taxed at 85% of face value.

STATE PROPERTY TAX RATES PER \$100 VALUATION

<u>Selected Classes of Property</u>	<u>1996 State Rate</u>	<u>Local Taxation Permitted</u>
Real Estate	\$0.163	YES
Manufacturing Machinery	0.150	NO
Pollution Control Equipment	0.150	NO
Inventories		
Raw Materials	0.050	NO
Goods in Process	0.050	NO
Finished Goods	0.050	YES
Motor Vehicles	0.450	YES
Other Tangible Personal Property	0.450	YES
Intangibles (Accounts Receivable, Money on Hand)	0.250	NO

LOCAL PROPERTY TAX RATES PER \$100 VALUATION, 1996

<u>Taxing Jurisdiction</u>	<u>Real Estate</u>	<u>Finished Goods & Tangibles</u>	<u>Motor Vehicles</u>
Marshall County	\$0.2311	\$0.2797	\$0.2500
School Districts:			
Marshall County	0.2890	0.3020	0.3000
Cities:			
Benton	0.2000	0.2000	0.2400
Calvert City	0.2600	0.3000	0.2500
Hardin	0.1560	0.1560	0.1600

EDUCATION

Public Schools

Marshall County

Total Enrollment (Fall, 1996)	4,847
Pupil-Teacher Ratio (1995-96)	16.7-1
Percent High School Graduates to College (1995-96)	61.0
Expenditures Per Pupil (1995-96)	\$3,767.00

Nonpublic Schools

<u>School</u>	<u>Enrollment</u>	<u>Grades</u>
Christian Fellowship School	352	K-12
West Kentucky Christian Academy	52	P-8

Area Colleges and Universities

<u>Name</u>	<u>Location (Miles from Benton)</u>	<u>Enrollment (Fall, 1995)</u>
Murray State University	Murray, Kentucky (18)	8,166
Paducah Community College	Paducah, Kentucky (26)	2,833
Hopkinsville Community College	Hopkinsville, Kentucky (56)	2,898
University of Tennessee at Martin	Martin, Tennessee (54)	5,812
Bethel College	McKenize, Tennessee (56)	549
Madisonville Community College	Madisonville, Kentucky (69)	2,533
Austin Peay State University	Clarksville, Tennessee (76)	7,556

VOCATIONAL-TECHNICAL TRAINING

Kentucky Tech schools are operated by the Cabinet for Workforce Development and provide secondary (Sec) and postsecondary (P/S) vocational-technical training.

<u>Kentucky Tech Schools</u>	<u>Location (Mileage from Benton)</u>	<u>Number of Program Offerings</u>	<u>Cumulative Enrollment 1995-1996</u>		<u>Approximate Number Completing Long-Term Programs Annually</u>
			<u>Sec</u>	<u>P/S</u>	
West Kentucky Regional Technology Center	Paducah (26)	28	10	941	250
Purchase Training Center	Mayfield (21)	4	*	*	*

*Enrollment and completion figures included in West Kentucky RTC totals.

Other Vocational Schools

Marshall County Area Technology Center	Benton	6	<u>Sec</u> 102	<u>P/S</u> 0	61
---	--------	---	-------------------	-----------------	----

Customized Training

The Kentucky Tech system, through its Training and Development Coordinators, will provide technical assistance and will identify and develop low-cost customized training programs and services for both established and prospective businesses. Businesses needing customized training should contact a Training and Development Coordinator located on the campus of the West Kentucky Regional Technology Center.

Assessment Services

Kentucky Tech Career Connections offers to business, education, and government agencies customized assessment in career inventories, interest inventories, pre-hire assessment, psychomotor skills, and academic potential. A Career Connections Assessment Center is located on the campus of the West Kentucky Regional Technology Center.

Adult Education Services

Adult education programs are available to adults who want to develop new skills, improve basic skills, or earn a high school equivalency diploma. In Marshall County, adult basic education and adult literacy services are provided by the Marshall County Board of Education, Benton.

Bluegrass State Skills Corporation

The Bluegrass State Skills Corporation, an independent public corporation created and funded by the Kentucky General Assembly, provides programs of skills training to meet the needs of business and industry from entry level to advanced training, and from upgrading present employees to retraining experienced workers.

The Bluegrass State Skills Corporation is a major source for skills training assistance for a new or existing company. The Corporation works in partnership with other employment and job training resources and programs, as well as Kentucky's economic development activities, to package a program customized to meet the specific needs of a company.

OTHER LOCAL FACILITIES

Local Medical Personnel

Physicians - 20
Dentists - 8

Hospitals

<u>General Hospitals</u>	<u>Location (Mileage from Benton)</u>	<u>Beds</u>
Marshall County Hospital	Benton	90
Lourdes Hospital	Paducah, (26 miles northwest)	389
Western Baptist Hospital	Paducah, (26 miles northwest)	373

Other Medical Facilities

Benton Medical Clinic
Calvert City Clinic
Lee Cox Memorial Hospital Clinic (Calvert City)
Marshall County Ambulance Service (Benton and Calvert City)
Marshall County Health Department
Mental Health Center (Benton)
Rescue Squad - Disaster Emergency Service (Benton)

Banks and Savings & Loan Associations

The Bank of Benton (Benton, Draffenville, Aurora)
Bank of Marshall County (Benton, Draffenville, Gilbertsville)
Calvert Bank (Calvert City)
People's First Bank (Calvert City) & (Benton)
Republic Bank (Benton)

Newspapers

The Tribune-Courier (weekly)
The Lake News (weekly)

Telephone Service

BellSouth
GTE
West Kentucky Rural Telephone Cooperative Corporation, Inc.
"911" Enhanced Emergency Communications System

RECREATION

Local

Benton, Calvert City, and Hardin each provide city parks with tennis courts, athletic fields, and playgrounds. Benton's park offers a swimming pool and skating facilities. Through a Heritage Conservation Recreation Service grant, Calvert City has a football/soccer field and a mini-park which includes a covered bridge, a walkway, and a picnic area. The Joe Creason Community Center is located in Benton. Facilities include meeting rooms, a kitchen, and a multi-purpose basketball court.

Miniature golf is available at Gilbertsville, near Calvert City, and at Aurora, near Hardin. Country clubs with golf courses and swimming pools are located at Benton and Calvert City. Tourist attractions in Marshall County include Forgotten Past, offering a museum, miniature train rides, go-carts, miniature golf, and horseback riding; and Wonder Waters Park, featuring a giant waterslide, bumper boats and other water-related activities.

Kentucky Dam Village State Resort Park, near Gilbertsville, is one of the largest and most popular vacation resorts in Kentucky. A modern lodge with 72 rooms, six different cottage types, and a 225-site campground make up the accommodations. There is also a dining room overlooking Kentucky Lake, a coffee shop, a snack bar, two gift shops, a meeting room, an activities center, and a recreation room. Recreational activities to choose from include boating and fishing at the largest docking facility in the Kentucky parks system, golf at the 18-hole Village Green Course, proshop, fishing, hiking, horseback riding, picnicking, swimming at the lodge pool or off the sand beach, and tennis.

Charm and serenity exemplify **Kenlake State Resort Park** which is located on Kentucky Lake near Aurora. The park offers hotel and cottage accommodations and an efficient camping site. Other facilities include a nine-hole golf course, pool and lake swimming, horseback riding, hiking trails, fishing, boating, picnicking, planned recreation, and one of the finest tennis complexes in the area.

Area (Within 60 miles)

The National Museum of the Boy Scouts
of America (Murray, Kentucky)
Lake Barkley State Resort Park
The Land Between the Lakes National
Recreation Area
Pennyrile Forest State Resort Park
Columbus-Belmont Battlefield State Park
Players Bluegrass Downs