

11-1999

## Industrial Resources: Marshall County

Kentucky Library Research Collections  
Western Kentucky University, [spcol@wku.edu](mailto:spcol@wku.edu)

Follow this and additional works at: [https://digitalcommons.wku.edu/marshall\\_cty](https://digitalcommons.wku.edu/marshall_cty)



Part of the [Business Administration, Management, and Operations Commons](#), [Growth and Development Commons](#), and the [Infrastructure Commons](#)

---

### Recommended Citation

Kentucky Library Research Collections, "Industrial Resources: Marshall County" (1999). *Marshall County*. Paper 1.  
[https://digitalcommons.wku.edu/marshall\\_cty/1](https://digitalcommons.wku.edu/marshall_cty/1)

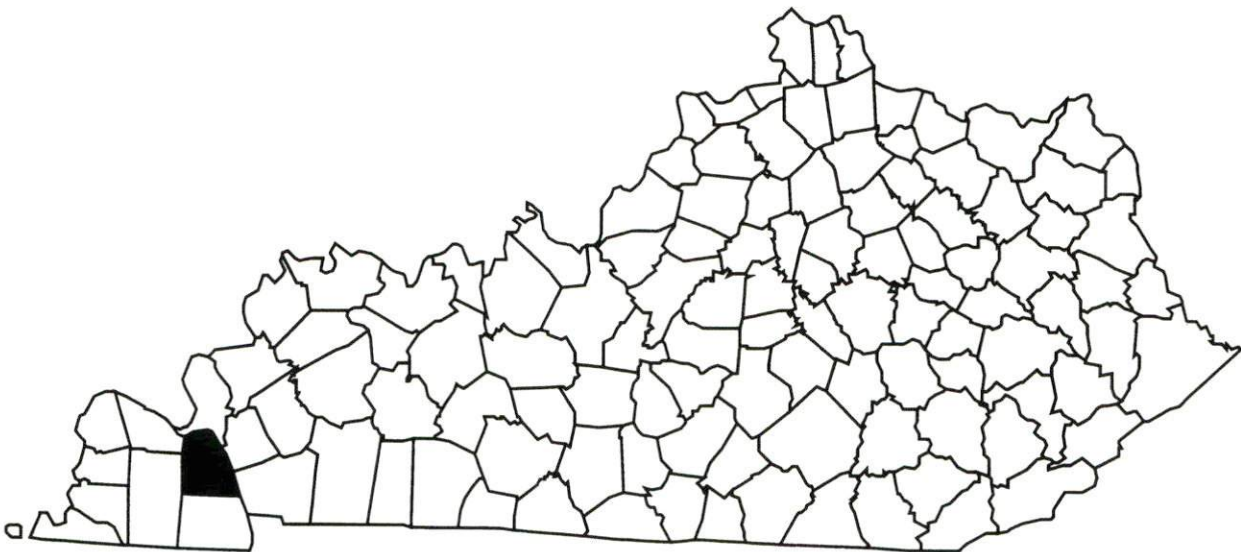
This Report is brought to you for free and open access by TopSCHOLAR®. It has been accepted for inclusion in Marshall County by an authorized administrator of TopSCHOLAR®. For more information, please contact [topscholar@wku.edu](mailto:topscholar@wku.edu).

# Kentucky

## Resources For Economic Development

### Marshall County

November 1999



Prepared by  
Kentucky Cabinet for Economic Development  
Division of Research  
in cooperation with  
Marshall County Government  
P. O. Box 129  
Gilbertsville, KY 42025  
Phone: 270-362-4128

Kentucky Cabinet for Economic Development  
Division of Research  
500 Mero Street  
2300 Capital Plaza Tower  
Frankfort, KY 40601  
Telephone: (502) 564-4886  
Fax: (502) 564-3256  
Email: [econdev@mail.state.ky.us](mailto:econdev@mail.state.ky.us)

Cost of printing paid from state funds.

## TABLE OF CONTENTS

|   | Page      |
|---|-----------|
| <b>MARSHALL COUNTY, KENTUCKY – A RESOURCE PROFILE.....</b>                    | <b>1</b>  |
| <b>LABOR MARKET STATISTICS.....</b>   | <b>3</b>  |
| Population.....   | 3         |
| Population Projections.....   | 3         |
| Estimated Labor Supply .....  | 3         |
| Labor Force Characteristics of Residents, 1998 .....                          | 4         |
| Work Force Commuting Patterns, 1990 .....                                     | 4         |
| Selected Components of Nonagricultural Employment by Place of Work, 1997..... | 4         |
| Per Capita Personal Income.....   | 6         |
| Average Placement Wages .....   | 6         |
| Average Weekly Wages by Industry by Place of Work, 1997 .....                 | 7         |
| <b>EXISTING INDUSTRY .....</b>  | <b>8</b>  |
| Marshall County Manufacturing Firms, Their Products and Employment.....       | 8         |
| Labor Organizations in Marshall County .....                                  | 10        |
| Selected Industrial Services – Within 50 Miles of Benton .....                | 11        |
| <b>TRANSPORTATION.....</b>  | <b>12</b> |
| Highways.....   | 12        |
| Truck Service .....   | 12        |
| Rail .....  | 14        |
| Air.....  | 14        |
| Water .....   | 14        |
| <b>UTILITIES.....</b>   | <b>16</b> |
| Electricity .....   | 16        |
| Natural Gas.....  | 17        |
| Public Water Supply.....  | 17        |
| Sewerage .....  | 19        |
| <b>CLIMATE .....</b>  | <b>21</b> |
| <b>LOCAL GOVERNMENT.....</b>  | <b>22</b> |
| Structure .....   | 22        |
| Planning and Zoning.....  | 22        |
| Local Fees and Licenses .....   | 22        |
| Sales and Use Tax .....   | 22        |
| State and Local Property Taxes .....  | 22        |
| <b>EDUCATION .....</b>  | <b>24</b> |
| Primary and Secondary Schools .....   | 24        |
| Colleges and Technical Schools .....  | 25        |
| <b>OTHER LOCAL FACILITIES .....</b>   | <b>27</b> |
| <b>RECREATION .....</b>   | <b>28</b> |
| <b>APPENDIX - DEFINITIONS .....</b>   | <b>29</b> |



## MARSHALL COUNTY, KENTUCKY – A RESOURCE PROFILE

Marshall County is located in the Jackson Purchase Region of western Kentucky. The Tennessee River flows along the northern boundary of the county while Kentucky Lake forms the eastern boundary. Benton, the county seat of Marshall County, is located 120 miles northwest of Nashville, Tennessee; 194 miles southeast of St. Louis, Missouri; and 200 miles southwest of Louisville, Kentucky. Calvert City is 15 miles north of Benton and Hardin is 7 miles south of Benton.

Marshall County covers a land area of 305 square miles and had an estimated 1998 population of 30,312 persons. Benton had an estimated population of 4,164 in 1998. Calvert City's 1998 estimated population was 2,729 and 663 persons resided in Hardin.

**The Economic Framework** – Marshall County firms employed 10,358 people in 1997. Contract construction firms provided 864 jobs; manufacturing firms in the county reported 3,322 employees; wholesale and retail trade provided 2,134 jobs; 1,444 were employed in the service industry; and state and local government accounted for 1,485 jobs.

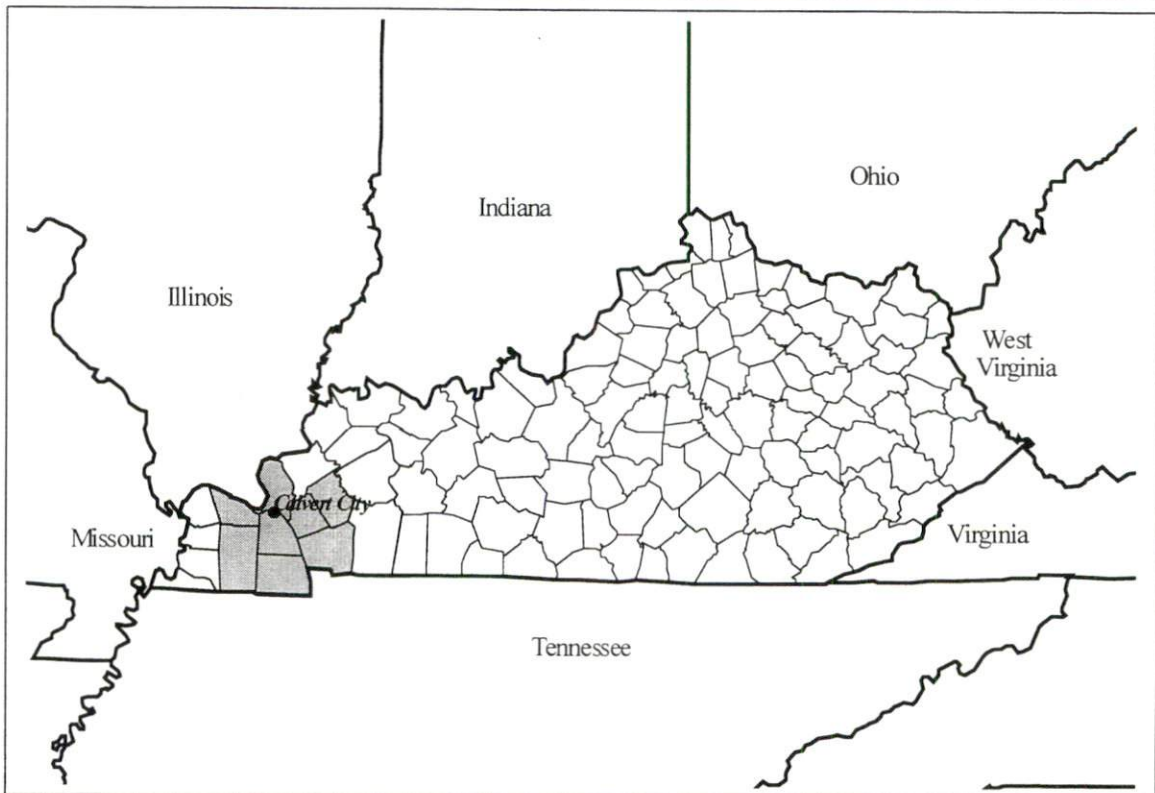
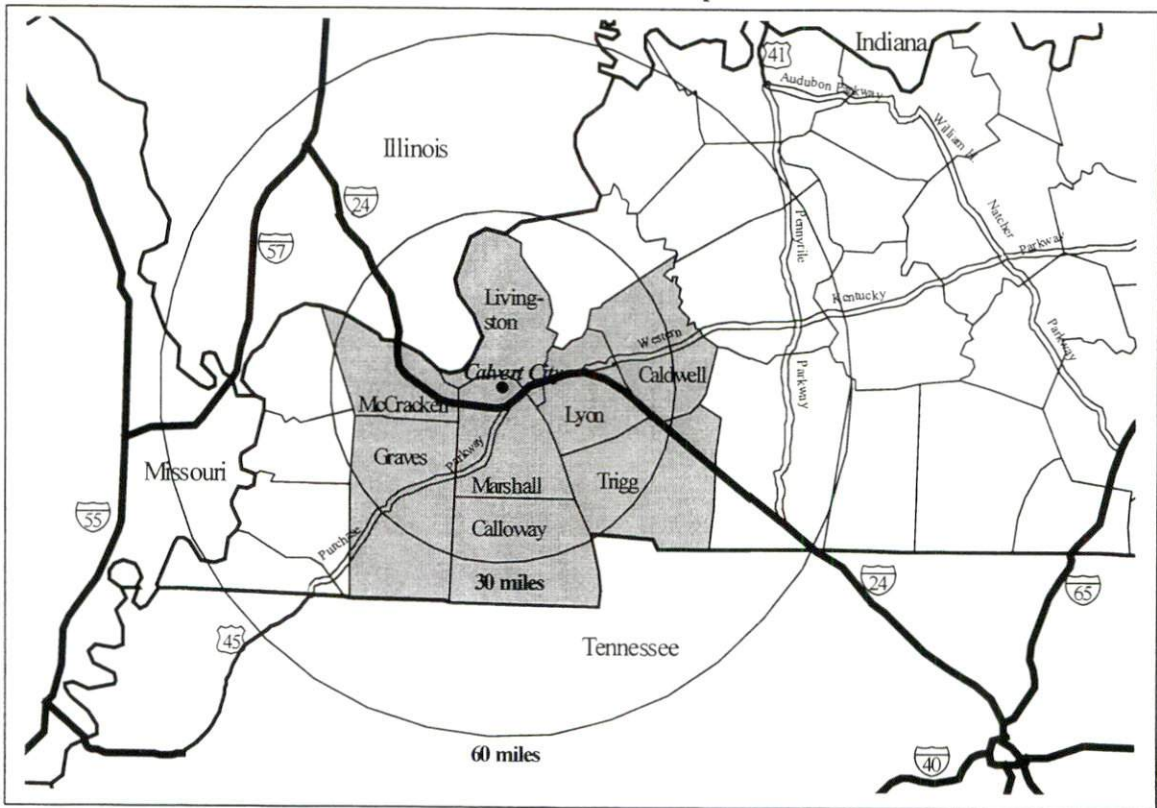
**Labor Supply** – There is a current estimated labor supply of 41,274 persons available for industrial jobs in the labor market area. In addition, from 1999 through 2003, approximately 13,123 young persons in the labor market area will become 18 years of age and potentially available for industrial jobs.

**Transportation** – Major highways serving Marshall County include Interstate 24; the Purchase Parkway; U.S. Highways 62, 68, and 641; and Kentucky Highway 80. Twenty trucking companies provide interstate and/or intrastate service to Marshall County. Paducah and Louisville Railway provides rail service to Calvert City. The nearest commercial airline service is available at Barkley Regional Airport near Paducah, 34 miles northwest of Benton. The Kentucky Dam Village State Resort Park Airport, 12 miles north of Benton, maintains a 4,000-foot paved runway to accommodate small aircraft. Two public riverports are located within 26 miles of Benton; the Port of Lyon County and the Paducah-McCracken County Riverport.

**Power and Fuel** – Electric power is distributed in Benton by the Benton Electric System, in Calvert City by Jackson Purchase Electric Cooperative Corporation, and in Hardin by West Kentucky Rural Electric Cooperative Corporation. Natural gas is distributed in Benton by Union Gas Company of Kentucky, in Calvert City by Western Kentucky Gas Company, and by Hardin Natural Gas System in Hardin.

**Education** – The Marshall County School System provides primary and secondary public education to residents of the county. Seven colleges and universities are within 60 miles of Benton. The Marshall County Area Technology Center (ATC) in Benton provides secondary technical training. The West Kentucky Technical College, 26 miles northwest of Benton, in Paducah, provides postsecondary technical training.

## Labor Market Area Maps



**Note:** To obtain detailed topographical and general highway maps contact Maps and Publications at 502-564-4715, or for industrial site maps contact the Site Evaluation Division at 502-564-7140.

## LABOR MARKET STATISTICS

The Marshall County labor market area includes Marshall County and the following additional counties: Caldwell, Calloway, Graves, Livingston, Lyon, McCracken, and Trigg.

### Population

|                   | <u>1980</u> | <u>1990</u> | <u>1995*</u> | <u>1998*</u> |
|-------------------|-------------|-------------|--------------|--------------|
| Labor Market Area | 189,593     | 193,648     | 202,862      | 207,294      |
| Marshall County   | 25,637      | 27,205      | 29,655       | 30,312       |
| Benton            | 3,700       | 3,899       | 4,085        | 4,164        |
| Calvert City      | 2,388       | 2,531       | 2,669        | 2,729        |
| Hardin            | 545         | 595         | 638          | 663          |

**Note:** \* Population estimates. N/A – Data not available.

**Source:** U.S. Department of Commerce, Bureau of the Census.

### Population Projections

|                   | <u>2000</u> | <u>2010</u> | <u>2020</u> |
|-------------------|-------------|-------------|-------------|
| Labor Market Area | 209,400     | 214,841     | 215,697     |
| Marshall County   | 30,732      | 32,174      | 32,470      |

**Source:** University of Louisville, Urban Studies Center, State Data Center.

### Estimated Labor Supply

|                   | <u>Available Labor, 1998</u> |                   |                               | <u>Future Labor</u>   |   |
|-------------------|------------------------------|-------------------|-------------------------------|-----------------------|---|
|                   | <u>Total</u>                 | <u>Unemployed</u> | <u>Potential Labor Supply</u> | <u>Under-employed</u> | <u>Becoming 18 years of age 1999 through 2003</u> |
| Labor Market Area | 41,274                       | 5,324             | 3,966                         | 31,985                | 13,123  |
| Marshall County   | 4,283                        | 907               | 664                           | 2,711                 | 1,916   |

**Note:** Unemployed – people not working but actively seeking work. Potential Labor Supply – represents the number of persons not in the labor force, but would like a job (based on national estimates). Underemployed – people employed in wholesale/retail trade and non-professional services. See Appendix for further explanation.

**Sources:** U.S. Department of Labor, Bureau of Labor Statistics. U.S. Department of Commerce, Bureau of the Census. Kentucky Cabinet for Economic Development, Future Labor Supply Becoming 18 Years of Age, 1999 through 2003.



### Labor Force Characteristics of Residents, 1998

|                       | <u>Marshall County</u> | <u>Labor Market Area</u> |
|-----------------------|------------------------|--------------------------|
| Civilian Labor Force  | 14,452                 | 103,156                  |
| Employed              | 13,545                 | 97,832                   |
| Unemployed            | 907                    | 5,324                    |
| Unemployment Rate (%) | 6.3                    | 5.2                      |

**Source:** U.S. Department of Labor, Bureau of Labor Statistics.

### Work Force Commuting Patterns, 1990

|   |       |
|---|-------|
| Workers commuting into Marshall County          | 3,206 |
| Workers commuting out of Marshall County        | 3,656 |
| Workers residing and working in Marshall County | 7,049 |

**Source:** University of Louisville, State Data Center.

### Selected Components of Nonagricultural Employment by Place of Work, 1997

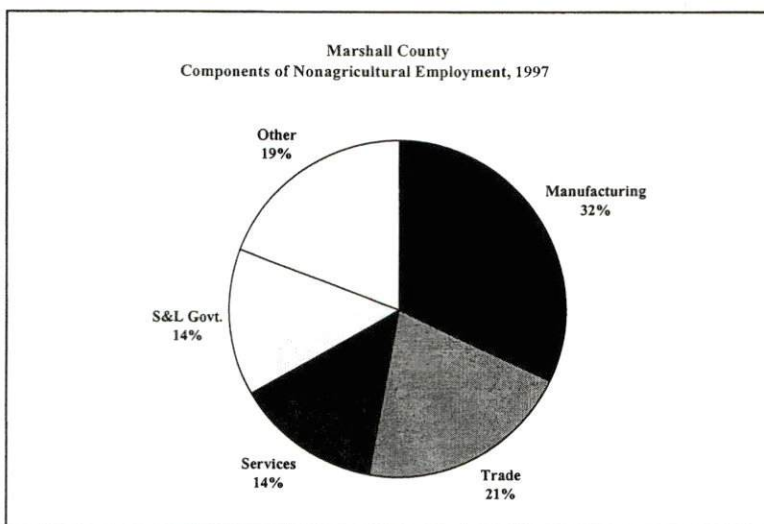
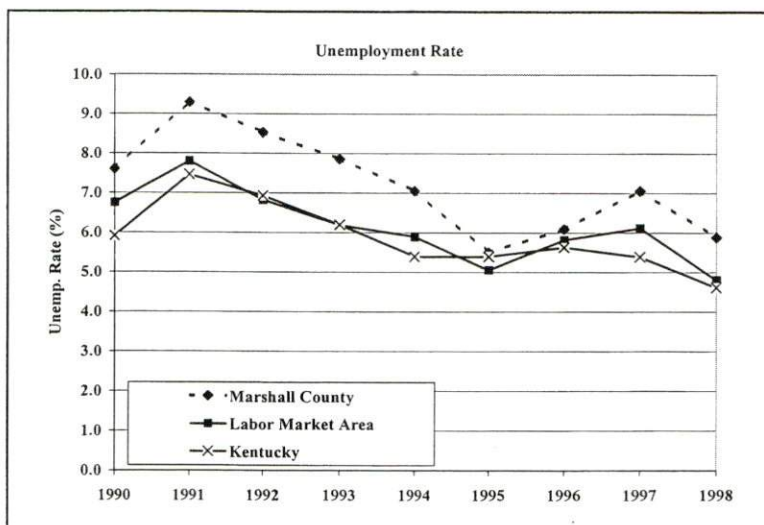
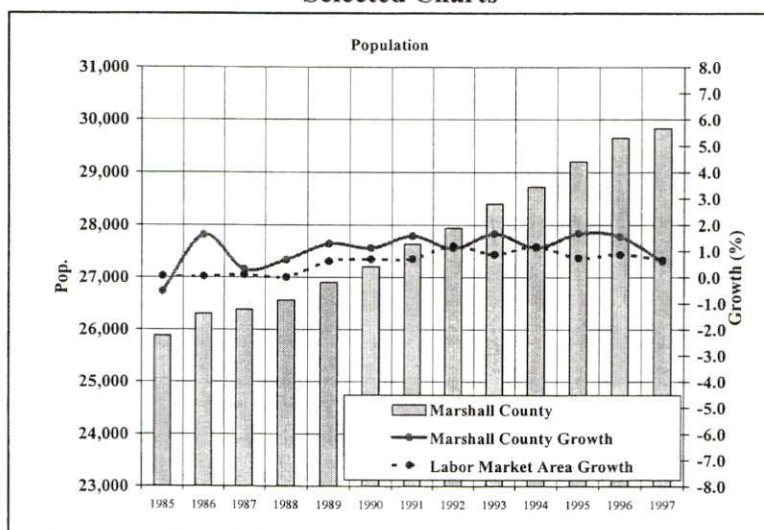
|                                   | <u>Marshall County</u> | <u>Labor Market Area</u> |
|-----------------------------------|------------------------|--------------------------|
| All Industries                    | 10,358                 | 85,426                   |
| Mining & Quarrying                | N/A                    | 187                      |
| Contract Construction             | 864                    | 5,008                    |
| Manufacturing                     | 3,322                  | 16,990                   |
| Transportation & Public Utilities | 682                    | 5,168                    |
| Wholesale & Retail Trade          | 2,134                  | 23,673                   |
| Finance, Insurance, & Real Estate | 371                    | 2,665                    |
| Services                          | 1,444                  | 17,911                   |
| State & Local Government          | 1,485                  | 12,668                   |
| Other                             | 57                     | 506                      |

**Note:** Excludes domestic workers, railway workers, certain nonprofit corporations, majority of federal government workers, and self-employed workers. N/A – Data not available.

**Source:** Kentucky Workforce Development Cabinet, Average Monthly Workers Covered by Kentucky Unemployment Insurance Law, 1997.



## Selected Charts



### Per Capita Personal Income

|                         | <u>1993</u>         | <u>1997</u>         | <u>Percent Change<br/>(1993-1997)</u> |
|-------------------------|---------------------|---------------------|---------------------------------------|
| Marshall County         | \$17,200            | \$20,318            | 18.1%                                 |
| Kentucky                | \$17,309            | \$20,570            | 18.8%                                 |
| U.S.                    | \$21,368            | \$25,288            | 18.3%                                 |
| Labor Market Area Range | \$12,190 - \$20,089 | \$14,600 - \$24,231 | -                                     |

**Source:** U.S. Department of Commerce, Bureau of Economic Analysis, 1998.

### Average Placement Wages

The Kentucky Department for Employment Services local office in Paducah serves Marshall County. The focus of the following data is on job placements made by the Paducah local office and may therefore be used as an indicator of the wages which employers in the area pay new employees. During the twelve months ended on June 30, 1998, the local employment office filled Marshall County job openings in various occupational categories. The average hourly wage for selected occupational categories were:

|                                       | <u>Number of Placements</u> | <u>Average Wage (\$)</u> |
|---------------------------------------|-----------------------------|--------------------------|
| All Occupations                       | 1,300                       | 6.71                     |
| Professional, Technical & Managerial  | 23                          | 8.99                     |
| Clerical                              | 380                         | 5.67                     |
| Sales                                 | 72                          | 5.86                     |
| Domestic                              | 3                           | 5.08                     |
| Services (excluding domestic)         | 242                         | 5.61                     |
| Agricultural, Fishery, Forestry, etc. | 26                          | 6.26                     |
| Processing                            | 75                          | 8.41                     |
| Machine Trades                        | 23                          | 6.51                     |
| Bench Work                            | 13                          | 6.19                     |
| Structural                            | 260                         | 8.66                     |
| Motor Freight & Transportation        | 91                          | 7.78                     |
| Packaging & Materials Handling        | 87                          | 6.36                     |
| Other                                 | 5                           | 5.64                     |

**Note:** Occupational categories are taken from the Dictionary of Occupational Titles published by the U.S. Department of Labor. The Paducah local office serves Ballard, Carlisle, Livingston, McCracken, and Mars Counties.

**Source:** Kentucky Workforce Development Cabinet, Department for Employment Services.

### Average Weekly Wages by Industry by Place of Work, 1997

|                                   | <u>Marshall<br/>County</u> | <u>Kentucky<br/>(Statewide)</u> | <u>Tennessee</u> | <u>Virginia</u> |
|-----------------------------------|----------------------------|---------------------------------|------------------|-----------------|
| All Industries                    | \$577.55                   | \$488.00                        | \$521.00         | \$555.00        |
| Mining & Quarrying                | N/A                        | 790.00                          | 839.00           | 772.00          |
| Contract Construction             | 529.79                     | 516.00                          | 561.00           | 544.00          |
| Manufacturing                     | 968.98                     | 644.00                          | 621.00           | 644.00          |
| Transportation & Public Utilities | 558.62                     | 648.00                          | 653.00           | 761.00          |
| Wholesale & Retail Trade          | 266.94                     | 337.00                          | 391.00           | 392.00          |
| Finance, Insurance, & Real Estate | 435.84                     | 613.00                          | 696.00           | 748.00          |
| Services                          | 394.38                     | 440.00                          | 495.00           | 580.00          |
| State & Local Government          | 411.23                     | 484.00                          | 494.00           | 530.00          |
|                                   | <u>Indiana</u>             | <u>Ohio</u>                     | <u>Illinois</u>  | <u>U.S.</u>     |
| All Industries                    | \$530.00                   | \$553.00                        | \$634.00         | \$578.00        |
| Mining & Quarrying                | 849.00                     | 773.00                          | 881.00           | 961.00          |
| Contract Construction             | 604.00                     | 619.00                          | 765.00           | 610.00          |
| Manufacturing                     | 732.00                     | 776.00                          | 792.00           | 737.00          |
| Transportation & Public Utilities | 633.00                     | 669.00                          | 764.00           | 724.00          |
| Wholesale & Retail Trade          | 351.00                     | 384.00                          | 452.00           | 411.00          |
| Finance, Insurance, & Real Estate | 624.00                     | 682.00                          | 938.00           | 863.00          |
| Services                          | 452.00                     | 486.00                          | 575.00           | 547.00          |
| State & Local Government          | 510.00                     | 567.00                          | 615.00           | 576.00          |

**Note:** The average weekly wage for each category includes salaries and wages of all persons working for that type of business. For example, the manufacturing category includes both production workers and administrative personnel. Domestic workers, railway workers, certain nonprofit corporations, majority of federal government workers, and self-employed workers are excluded. Wages for U.S. and surrounding states rounded to nearest dollar. N/A – Data not available.

**Sources:** Kentucky Workforce Development Cabinet, Average Weekly Wages of Workers Covered by Kentucky Unemployment Insurance Law, 1997. U.S. Department of Labor, Bureau of Labor Statistics, Employment and Wages, Annual Averages, 1997, December 1998.



## EXISTING INDUSTRY

### Marshall County Manufacturing Firms, Their Products and Employment

| <u>Firm</u>                       | <u>Product(s)</u>  | <u>1998<br/>Emp.</u> | <u>Date<br/>Established</u> |
|-----------------------------------|--|----------------------|-----------------------------|
| <b><u>Benton</u></b>              |  |                      |                             |
| Air Care Manufacturing, Inc.      | Air filters  | 4                    | 1993                        |
| Alusuisse Composites, Inc.        | Composite alum. & plastic foam panels & sheets   | 115                  | 1978                        |
| Benton Kwik Print                 | Offset printing & glue & spiral binding  | 2                    | 1977                        |
| Bluegrass Cooperage Co., Inc.     | Barrel staves & wood chips   | 30                   | 1948                        |
| Bluegrass Machine Shop, Inc.      | Machine shop: precision machining, lathe & mill work; arc, gas, MIG, TIG & heliarc welding | 17                   | N/A                         |
| BMI Pallets                       | Wooden pallets   | 8                    | 1968                        |
| Checker Products, Inc.            | Fiberglass truck bed covers  | 10                   | 1989                        |
| Colson, J. Co.                    | Wooden bird houses   | 1                    | N/A                         |
| Diamond Products, Inc.            | Industrial pressure washers & steam cleaners   | 4                    | 1996                        |
| Federal Materials Co., Inc.       | Ready-mixed concrete   | 4                    | 1962                        |
| Golden Touch                      | Jewelry cleaner  | 6                    | 1986                        |
| Hodges Custom Haulers.            | Car hauling beds   | 7                    | N/A                         |
| Holley Office Products, Inc.      | Vinyl lettered sign & banners  | 15                   | 1984                        |
| Holt Sawmill, Inc.                | Green hardwood processing  | 17                   | 1976                        |
| Jaco Welding & Machine Shop       | Machine shop: general machining, arc, gas, heliarc, MIG & TIG welding                      | 1                    | 1976                        |
| Kentucky Tribune Courier          | Newspaper publishing   | 28                   | 1888                        |
| Laird Meat Co.                    | Meat packing & processing  | 5                    | 1987                        |
| Lane's Vacuum Tank, Inc.          | Portable toilet trucks   | 2                    | N/A                         |
| Long Concrete Industries, Inc.    | Precast concrete, concrete block & brick   | 6                    | 1946                        |
| Marshall Jewelers                 | Custom made precious metal jewelry   | 1                    | 1992                        |
| Mid-Kentucky Publishing, Inc.     | Telephone directory publishing   | 4                    | 1994                        |
| Pinewood Primitives, Inc.         | Household & office wooden furniture  | 20                   | 1974                        |
| Portable Buildings & Mini Storage | Prefabricated wood buildings   | 3                    | N/A                         |
| Pro Equipment Co.                 | Car wash equipment   | 21                   | 1987                        |
| Senior Citizen News               | Monthly newspaper publishing   | 2                    | 1984                        |
| Sunny Pages, Inc.                 | Telephone directory publishing   | 7                    | 1994                        |
| Three Point Hitch Cart, Inc.      | Three point hitch carts  | 2                    | 1983                        |
| Truss Systems                     | Roof trusses   | 4                    | 1991                        |
| Woodside Manufacturing Co., Inc.  | Directors chairs, drapes & canvas marine products; industrial sewing                       | 3                    | 1980                        |
| <b><u>Calvert City</u></b>        |  |                      |                             |
| Air Products & Chemicals, Inc.    | Polyvinyl alcohol & chloride resin, vinyl acetate, acetylenes & emulsions                  | 400                  | 1978                        |
| Allwood Manufacturing, Inc.       | Pallets & crates   | 10                   | 1992                        |
| American Fabrication & Boiler     | Pressure vessels, heat exchangers, condensers & repair industrial boilers                  | 8                    | 1982                        |



| <u>Firm</u>                     | <u>Product(s)</u>  | <u>1998<br/>Emp.</u> | <u>Date<br/>Established</u> |
|---------------------------------|--|----------------------|-----------------------------|
| BF Goodrich Co.                 | Polymer chemicals  | 120                  | 1952                        |
| Calvert Industrial Rubber Co.   | Metal hose fabricating   | 6                    | 1972                        |
| Carbide/Graphite Group, Inc.    | Acetylene gas, calcium carbide, carbon paste & electrically calcined anthracite                                    | 125                  | 1953                        |
| Elf Atochem North America, Inc. | Refrigerants & plastics  | 306                  | 1949                        |
| Estron Chemicals, Inc.          | Acrylic emulsions & resins for paint industry  | 30                   | 1978                        |
| Federal Materials Co., Inc      | Ready-mixed concrete   | 6                    | 1990                        |
| Ibex Industries, Inc.           | Vacuum pressure tanks & storage equipment  | 55                   | 1989                        |
| ICT Inc.                        | Automotive catalysts   | 75                   | 1973                        |
| Industrial Process Equipment    | Machine shop: arc, aluminum & gas welding, general machining, drilling, boring, cutting, honing, lathe & mill work | 8                    | 1983                        |
| Industrial Sheet Metal, Inc.    | Sheet metal fabricating  | 8                    | 1987                        |
| ISP Chemicals, Inc.             | Acetylenes & chemical specialties  | 575                  | 1956                        |
| Lake News                       | Newspaper publishing   | 3                    | 1984                        |
| Lake Printers, Inc.             | Commercial offset printing; computer typesetting; plastic spiral, saddle stitch & perfect binding                  | 16                   | 1975                        |
| Metal Fab, Inc.                 | Sheet, plate, ornamental & structural metal fabricating; stainless steel & heavy plate fab.                        | 40                   | 1987                        |
| N T I Global                    | Plastic converting & tarpaulins  | 10                   | 1994                        |
| North Star Steel Of KY          | Structural steel mill: beams, angles, channels & flats   | 206                  | 1983                        |
| S K W Metals & Alloys, Inc.     | Ferro alloys   | 200                  | 1949                        |
| Wagner Engraving Co.            | Industrial dies, steel stamping, engraving & plate printing  | 2                    | 1980                        |
| Westlake C A & O Corp.          | Chlorine, sodium hypochlorite & ethanol  | 0                    | 1997                        |
| Westlake Monomers Corp.         | Vinyl fluoride   | 300                  | 1990                        |
| Westlake PVC Corp.              | PVC resins   | 80                   | N/A                         |
| Zealco Industries, Inc.         | High pressure washers & steam cleaners   | 8                    | 1991                        |
| <b><u>Gilbertsville</u></b>     |  |                      |                             |
| 372 Cox Group                   | Machine shop: general & CNC machining & tooling  | 40                   | 1972                        |
| Operation Bass, Inc.            | Magazine publishing  | 30                   | 1979                        |
| <b><u>Hardin</u></b>            |  |                      |                             |
| Farmer Brown's Country Hams Co. | Country hams & bacon   | 7                    | 1979                        |
| Hardin Grain Co.                | Grain, fertilizer & animal feed blending & mixing  | 12                   | 1975                        |
| Twin Lakes Shoreline Improvemnt | Wood & steel boat docks & riprap   | 6                    | 1964                        |

**Note:** N/A - Data not available.

**Sources:** Kentucky Directory of Manufacturers published by Harris InfoSource in cooperation with the Kentucky Cabinet for Economic Development, Division of Research.

### **Labor Organizations in Marshall County**

---

International Association of Machinists and Aerospace Workers, AFL-CIO

International Union, United Automobile, Aerospace and Agricultural Implement Workers of America-UAW

Oil, Chemical and Atomic Workers International Union, AFL-CIO

United Steelworkers of America, AFL-CIO, CLC

---

**Source:** Kentucky Cabinet for Economic Development, Division of Research.

**Selected Industrial Services – Within 50 Miles of Benton**

| <b>Miles</b> | <b>City</b>    | <b>Custom<br/>Plastics<br/>Producers</b> | <b>Electric<br/>Motor<br/>Repair</b> | <b>Heat<br/>Treating<br/>Facilities</b> | <b>Industrial<br/>Waste<br/>Removal</b> | <b>Machine<br/>Shops,<br/>Tool &amp; Die</b> | <b>Metal<br/>Castings</b> | <b>Metal<br/>Finishers</b> | <b>Metal<br/>Service<br/>Centers</b> | <b>Mill-<br/>wrights &amp;<br/>Riggers</b> |
|--------------|----------------|--|--------------------------------------|---|---|--|---------------------------|----------------------------|--------------------------------------|--|
| 17           | Murray         |  | X                                    |   |   | X  |                           |                            | X                                    |  |
| 18           | Mayfield       | X  |                                      |   |   | X  |                           |                            | X                                    |  |
| 22           | Paducah        |  | X                                    |   | X                                       | X  |                           |                            | X                                    |  |
| 26           | West Paducah   |  |                                      |   |   | X  |                           |                            |                                      |  |
| 30           | Cadiz          | X  |                                      |   |   |  |                           |                            |                                      |  |
| 32           | Princeton      |  | X                                    |   |   |  |                           |                            |                                      |  |
| 33           | Kevil          |  |                                      |   |   | X  |                           |                            |                                      |  |
| 36           | Marion         |  |                                      |   |   | X  |                           |                            |                                      |  |
| 37           | Fulton         | X  |                                      |   |   | X  |                           |                            |                                      |  |
| 43           | Dawson Springs | X  |                                      |   |   |  |                           |                            |                                      |  |
| 48           | Hopkinsville   | X  | X                                    |   | X                                       | X  |                           |                            | X                                    |  |
| 50           | Providence     |  |                                      |   |   | X  |                           |                            |                                      |  |
|              |                |  |                                      |   |   |  |                           |                            |                                      |  |

**Note:** Miles are calculated as the straight-line distance from city center to city center; not road miles.

**Source:** Kentucky Cabinet for Economic Development, Division of Research.

## TRANSPORTATION

### Highways

Major highways serving Marshall County include Interstate 24; Purchase Parkway; U.S. Highways 62, 68 and 641; and Kentucky Highway 80.

Interstate 24, a major east-west highway, extends through northern Marshall County and connects with the Purchase Parkway and U.S. Highways 62, 68 and 641. Interstate 24 also provides access to the Western Kentucky Parkway, 26 miles northeast of Benton.

The Purchase Parkway, a multi-lane highway, traverses north and south through Marshall County. Interchanges on the parkway are located at Interstate 24, at U.S. Highway 68 in central Marshall County, and at Benton.

U.S. Highways 62, 68 and 641, and Kentucky Highway 80 are also major routes in Marshall County. All four highways are AAA-rated (80,000-pound gross load limit) trucking highways.

### Highway Miles from Benton, Kentucky to Selected Market Centers

| <u>City</u>    | <u>Highway Miles</u> | <u>City</u>      | <u>Highway Miles</u> |
|----------------|----------------------|------------------|----------------------|
| Atlanta, GA    | 365                  | Indianapolis, IN | 314                  |
| Baltimore, MD  | 776                  | Kansas City, MO  | 443                  |
| Birmingham, AL | 312                  | Knoxville, TN    | 298                  |
| Charleston, WV | 412                  | Lexington, KY    | 241                  |
| Chicago, IL    | 392                  | Louisville, KY   | 200                  |
| Cincinnati, OH | 298                  | Minneapolis, MN  | 771                  |
| Cleveland, OH  | 549                  | Nashville, TN    | 120                  |
| Columbia, SC   | 560                  | New Orleans, LA  | 573                  |
| Columbus, OH   | 405                  | New York, NY     | 936                  |
| Dallas, TX     | 651                  | Pittsburgh, PA   | 587                  |
| Des Moines, IA | 597                  | Raleigh, NC      | 657                  |
| Detroit, MI    | 561                  | Richmond, VA     | 732                  |
| Evansville, IN | 122                  | St. Louis, MO    | 194                  |
| Huntington, WV | 363                  | Tallahassee, FL  | 637                  |

**Note:** Mileage computations are via the best interstate or primary highways, not necessarily the most direct route of travel.

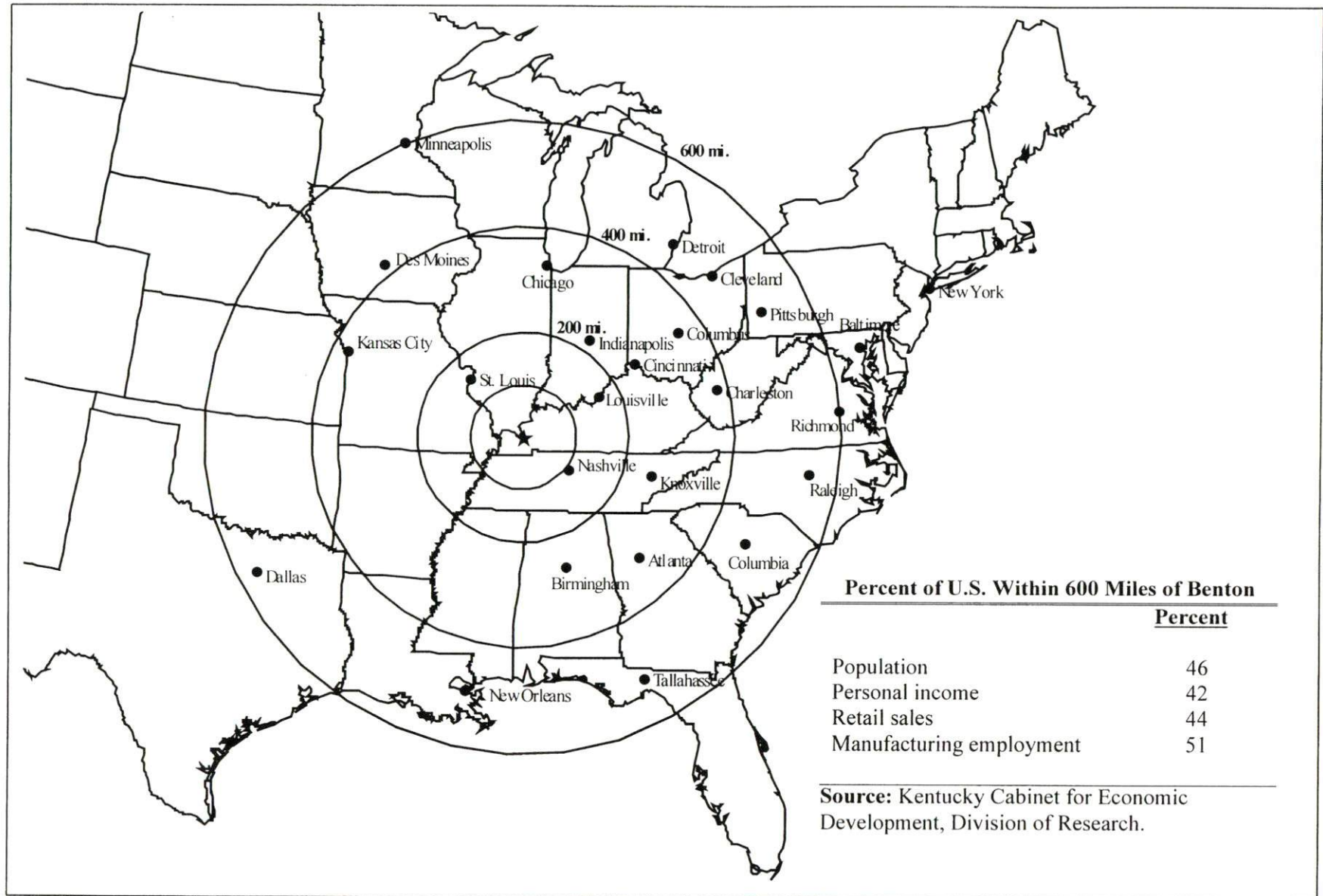
**Source:** AAA Map 'n' Go, DeLORME, 1998.

### Truck Service

Twenty common carrier trucking companies provide interstate and/or intrastate service to Marshall County. American Motor Carrier Directory, Spring 1999.



**Selected Market Centers Map**



## **Rail**

Paducah and Louisville Railway, Inc. provides main line rail service to Calvert City. The nearest intermodal facilities are available 15 miles west of Calvert City in Paducah, Kentucky.

For details on routing, schedules, rates, and services contact:

Vice President - Marketing and Sales  
Paducah and Louisville Railway  
1500 Kentucky Avenue  
Paducah, KY 42001  
(270) 444-4341

## **Air**

### **Local**

#### **Kentucky Dam Park Airport**

Location: Gilbertsville, KY  
Distance from Benton: 14 miles north  
Phone: (270) 362-4271  
Number of runways: 1  
Length and type of longest runway: 4,000 feet

### **Commercial/International**

#### **Barkley Regional Airport**

Location: Paducah, KY  
Distance from Benton: 30 miles northwest  
Phone: (270) 744-0521  
Air service: Northwest Airlinck, TW Express  
Daily arrivals & departures: 18

#### **Nashville International Airport**

Location: Nashville, TN  
Distance from Benton: 128 miles southeast  
Phone: (615) 275-1600  
Air service: Air Canada, American, American Eagle, Comair, Continental, Corporate Express, Delta, Delta Express, Midway Connection, Northwest, Skyway, Southwest, TWA, United, US Airways, US Airways Express, Trans States  
Daily arrivals & departures: 364

## **Water**

The Tennessee River forms the northern boundary of Marshall County and Kentucky Lake forms the eastern boundary of the county. Two major riverports are located near Marshall County, the Paducah-McCracken County Riverport and the Port of Lyon County.

The Paducah-McCracken County Riverport is 26 miles northwest of Benton. The Riverport Authority operates an ice-free, deep water inland waterways port located at Mile 1 on the Tennessee River, at the confluence

of the Ohio and Tennessee Rivers. The Riverport is located 48 river miles east of where the Ohio River flows into the Mississippi River, and at the head of the Tennessee-Tombigbee Waterway.

The Port of Lyon County is located 26 miles northeast of Benton. The Port Authority of Lyon County operates a port facility in the Lick Creek embayment on Lake Barkley at Cumberland River Mile 43.6. Kentucky Lake is only ten miles from the Port as the two lakes are joined by a one and three-quarter mile long canal, 300 feet wide. It is the only public port on either Lake Barkley or the adjoining Kentucky Lake, and there is only one lock between the Port and the Tennessee-Tombigbee.

## UTILITIES

### Electricity

Service area:  
Company:  
Source of power:  
For industrial rates contact:

#### **Benton**

Benton Electric System  
Tennessee Valley Authority

Benton Electric System  
500 Mayfield Highway  
Benton, KY 42025  
(270) 527-3666

and/or

South Kentucky Industrial Development Assn., Inc.  
P. O. Box 726  
Hopkinsville, KY 42241-0726  
(270) 885-5392

Service area:  
Company:  
Source of power:  
For industrial rates contact:

#### **Calvert City, north and central Marshall County**

Jackson Purchase Electric Cooperative Corporation  
Big Rivers Electric Corporation

Jackson Purchase Electric Cooperative Corporation  
2900 Irvin Cobb Drive  
P.O. Box 3188  
Paducah, KY 42002-3188  
(270) 442-7321

and/or

Big Rivers Electric Corporation  
Manager of Economic Development  
201 Third Street  
P.O. Box 24  
Henderson, KY 42420  
(270) 827-2561

Service area:  
Company:  
Source of power:  
For industrial rates contact:

#### **Hardin, western, eastern, and southern Marshall County**

West Kentucky Rural Electric Cooperative Corporation  
Tennessee Valley Authority

West Kentucky Rural Electric Cooperative Corporation  
1218 West Broadway  
P.O. Box 589  
Mayfield, KY 42066  
(270) 247-1321



and/or

South Kentucky Industrial Development Association, Inc. (TVA)  
Manager of Economic Development  
P.O. Box 726  
Hopkinsville, KY 42241-0726  
(270) 885-5392

## **Natural Gas**

Service area:  
Company:  
Source of supply:  
For rates and supplies contact:

**Benton**  
Union Gas Company of Kentucky  
Texas Gas Transmission Corporation

Union Gas Company of Kentucky  
c/o City Hall  
1009 Main St.  
Benton, KY 42025  
(270) 527-3717 or (270) 527-8677

Service area:  
Company:  
Source of supply:  
For rates and supplies contact:

**Calvert City**  
Western Kentucky Gas Company  
Texas Gas Transmission Company

Western Kentucky Gas Company  
2401 New Hartford Road  
P.O. Box 886  
Owensboro, KY 42302-0866  
(270) 685-8069

Service area:  
Company:  
Source of supply:  
For rates and supplies contact:

**Hardin**  
Hardin Natural Gas System  
Texas Gas Transmission Corporation

Hardin Natural Gas System  
P. O. Box 57  
Hardin, KY 42048  
(270) 437-4361

## **Public Water Supply**

Service area:  
Company:

**Calvert City**  
Calvert City Municipal Water & Sewer System  
5280 Gilbertsville Highway  
P.O. Box 36  
Calvert City, KY 42029  
(270) 395-7138 Fax: (270) 395-5554

Treatment facilities information:

|   |   |
|---|---|
| Source of raw water:                                      | Wells   |
| Well pumping capacity:                                    | 1,000 gallons per minute                            |
| Average daily consumption:                                | 1,100,000 gallons per day                           |
| Peak daily consumption:                                   | 1,400,000 gallons per day                           |
| Storage capacity:   | 750,000 gallons per day                             |
| Water pressure:   | 50 psi to 95 psi                                    |
| Additional water source (maximum available for purchase): | North Marshall Water District (450 gallons per day) |

Service area:

Company: **Hardin**  
Hardin Water System  
P.O. Box 57  
Hardin, KY 42048-0057  
(270) 437-4362 Fax: (270) 437-4359

Treatment facilities information:

|   |  |
|---|--|
| Average daily consumption:  | 100,000 gallons per day                  |
| Peak daily consumption:   | 150,000 gallons per day                  |
| Storage capacity:   | 80,000 gallons per day                   |
| Water pressure:   | 70 psi to 30 psi                         |
| Source of supply of treated water (maximum available for purchase): | City of Benton (300,000 gallons per day) |

Improvements:

Replacement of approximately 7 miles of distribution line, addition of seven miles of new line, and a 200,000 gallon storage tank are currently underway at an estimated cost of \$750,000.

Service area:

Company: **Marshall County (east)**  
Jonathan Creek Water District  
7564 U.S. Highway 68E  
P.O. Box 414  
Benton, KY 42025  
(270) 354-8474 Fax: (270) 354-9176

Treatment facilities information:

|                            |                           |
|----------------------------|---------------------------|
| Source of raw water:       | Wells                     |
| Well pumping capacity:     | 1,300 gallons per minute  |
| Treatment plant capacity:  | 2,000,000 gallons per day |
| Average daily consumption: | 300,000 gallons per day   |
| Peak daily consumption:    | 680,000 gallons per day   |
| Storage capacity:          | 750,000 gallons per day   |
| Water pressure:            | 40 psi to 150 psi         |

Improvements:

Expansion of six miles of distribution lines is scheduled to be completed in November, 1999 at a cost of \$158,762.

Service area:

Company: **Marshall County (northeastern)**  
North Marshall Water District  
56 Frankfort Road  
P.O. Box 850

Benton, KY 42025  
(270) 527-3208

|                            |                           |
|----------------------------|---------------------------|
| Source of raw water:       | Wells                     |
| Well pumping capacity:     | 3,200 gallons per minute  |
| Treatment plant capacity:  | 4,600,000 gallons per day |
| Average daily consumption: | 1,222,000 gallons per day |
| Peak daily consumption:    | 2,299,000 gallons per day |
| Storage capacity:          | 1,670,000 gallons per day |
| Water pressure:            | 45 psi to 125 psi         |

### **Sewerage**

|                      |  |
|----------------------|--|
| Service area:        | <b>Aurora</b>  |
| Company information: | Marshall County Sanitation District #1<br>P.O. Box 21B<br>Hardin, KY 42048<br>(270) 474-2778 |

|                                   |                         |
|-----------------------------------|-------------------------|
| Treatment facilities information: |                         |
| Design capacity:                  | 150,000 gallons per day |
| Average daily flow:               | 63,500 gallons per day  |
| Type of treatment:                | Tertiary                |
| Treated effluent discharged into: | Kentucky Lake           |

|                      |   |
|----------------------|---|
| Service area:        | <b>Benton</b>   |
| Company information: | Benton Sewer System<br>1009 Main Street<br>Benton, KY 42025<br>(270) 527-8677 |

|                                   |                           |
|-----------------------------------|---------------------------|
| Treatment facilities information: |                           |
| Design capacity:                  | 1,000,000 gallons per day |
| Average daily flow:               | 450,000 gallons per day   |
| Type of treatment:                | Primary                   |
| Treated effluent discharged into: | Clarks River              |

|                      |  |
|----------------------|--|
| Service area:        | <b>Calvert City</b>  |
| Company information: | Calvert City Municipal Water and Sewer System<br>5280 Gilbertsville Highway<br>P.O. Box 36<br>Calvert City, KY 42029<br>(270) 395-4020 Fax: (270) 395-5554 |

|                                   |                         |
|-----------------------------------|-------------------------|
| Treatment facilities information: |                         |
| Design capacity:                  | 390,000 gallons per day |
| Average daily flow:               | 295,000 gallons per day |
| Type of treatment:                | Primary                 |
| Treated effluent discharged into: | Tennessee River         |

|                                   |  |
|-----------------------------------|--|
| Service area:                     | <b>Hardin</b>  |
| Company information:              | Hardin Sewer System<br>90 Commerce<br>P.O. Box 57<br>Hardin, KY 42048<br>(270) 437-4361 Fax (270) 437-4359 |
| Treatment facilities information: |  |
| Design capacity:                  | 150,000 gallons per day  |
| Average daily flow:               | 80,000 gallons per day   |
| Type of treatment:                | Primary  |
| Treated effluent discharged into: | Martins Creek  |
| Improvements:                     | A 150,000 gallon-per-day lagoon sewer system was completed recently.                                       |



## CLIMATE

### Marshall County

---

#### Temperature

|  |              |
|--|--------------|
| Normal (14-year record)                      | 57.8 degrees |
| Average annual, 1997                         | 56.0 degrees |
| Record highest, August 1988 (14-year record) | 104 degrees  |
| Record lowest, January 1985 (14-year record) | -15 degrees  |
| Normal heating degree days (30-year record)  | 4,279        |
| Normal cooling degree days (30-year record)  | 1,475        |

#### Precipitation

|  |              |
|--|--------------|
| Normal (30-year record)  | 49.31 inches |
| Mean annual snowfall 30-year record)                                   | 12.0 inches  |
| Total precipitation, 1997  | 50.69 inches |
| Mean number days precipitation (0.01 inch or more)<br>(30-year record) | 107.9        |
| Mean number days thunderstorms (15-year record)                        | 57.0         |

#### Prevailing Winds (15-year record)

South

#### Relative Humidity (30-year record)

|             |            |
|-------------|------------|
| 12 midnight | 82 percent |
| 6 a.m.      | 86 percent |
| 12 noon     | 86 percent |
| 6 p.m.      | 86 percent |

---

**Notes:** Heating degree day totals are the sums of negative departures of average daily temperatures from 65 degrees F. Cooling degree day totals are the sums of positive departures of average daily temperatures from 65 degrees F.

**Source:** U.S. Department of Commerce, National Climatic Data Center, Local Climatological Data, 1997.  
Station of record: Paducah, Kentucky.

## **LOCAL GOVERNMENT**

### **Structure**

The Cities of Benton, Calvert City, and Hardin are each governed by a mayor and six council members. The mayors are elected to four-year terms while council members each serve two-year terms. Marshall County is governed by a county judge/executive and three magistrates. Each county official is elected to a four-year term.

### **Planning and Zoning**

City agency - Benton Planning and Zoning Commission

Zoning enforced - Within city

Subdivision regulations enforced - Within city and three miles beyond

Local codes enforced - Building and housing

Mandatory state codes enforced - Kentucky Plumbing Code, National Electric Code, Kentucky Boiler Regulations and Standards, Kentucky Building Code (modeled after BOCA code)

City agency - Calvert City Planning Commission

Zoning enforced - Within city

Subdivision regulations enforced - Within city only

Mandatory state codes enforced - Kentucky Plumbing Code, National Electric Code, Kentucky Boiler Regulations and Standards, Kentucky Building Code (modeled after BOCA code)

### **Local Fees and Licenses**

The City of Benton levies an occupational license tax of one-half of one percent on salaries, wages, and commissions of all persons employed within the city. Annual business license fees are based on the type of business. The fee for manufacturing businesses is \$150 for plants with 25 or more employees and \$125 for plants with less than 25 employees. Calvert City levies annual business license fees ranging from \$25 to \$100 for most businesses. Marshall County levies a one percent occupational license tax on salaries, wages, and commissions of individuals and on net profits of businesses.

The Marshall County School System also levies a one-half of one percent occupational license tax on wages, salaries, and commissions of individuals and on net profits of businesses. Exempted are nonresidents and certain businesses including public service companies that pay ad valorem taxes, insurance companies, banks, and trust companies.

### **Sales and Use Tax**

A state sales and use tax is levied at the rate of 6.0% on the purchase or lease price of taxable goods and on utility services. Local sales taxes are not levied in Kentucky.

### **State and Local Property Taxes**

The Kentucky Constitution requires the state to tax all classes of taxable property, and state statutes allow local jurisdictions to tax only a few classes. All locally taxed property is subject to county taxes and school district taxes (either a county school district or an independent school district). Property located inside the city limits may also be subject to city property taxes. Property assessments in Kentucky are at 100% fair cash value. Accounts receivable are taxed at 85% of face value. Special local taxing jurisdictions (fire protection districts, watershed districts, and sanitation districts) levy taxes within their operating areas (usually a small portion of community or county).

### State Property Tax Rates Per \$100 Valuation

| <u>Selected Classes of Property</u>              | <u>State Rate, 1998</u> | <u>Local Taxation Permitted</u> |
|--|-------------------------|---------------------------------|
| Real Estate                                      | \$0.153                 | Yes                             |
| Manufacturing Machinery                          | 0.150                   | No                              |
| Pollution Control Equipment                      | 0.150                   | No                              |
| Inventories:                                     |                         |                                 |
| Raw Materials                                    | 0.050                   | No                              |
| Goods in Process                                 | 0.050                   | No                              |
| Finished Goods                                   | 0.050                   | Yes                             |
| Motor Vehicles                                   | 0.450                   | Yes                             |
| Other Tangible Personal Property                 | 0.450                   | Yes                             |
| Intangibles (Accounts Receivable, Money on Hand) | 0.250                   | No                              |

**Source:** Property Tax Rates 1998, Kentucky Revenue Cabinet, Department of Property Valuation.

### Local Property Tax Rates Per \$100 Valuation, 1998

| <u>Taxing Jurisdiction</u>     | <u>Real Estate</u> | <u>Finished Goods &amp; Tangibles</u> | <u>Motor Vehicles</u> |
|--------------------------------|--------------------|---------------------------------------|-----------------------|
| <b><u>County</u></b>           |                    |                                       |                       |
| Marshall County                | 0.2362             | 0.2748                                | 0.2630                |
| <b><u>Cities</u></b>           |                    |                                       |                       |
| Benton                         | 0.2000             | 0.2000                                | 0.2400                |
| Calvert City                   | 0.2590             | 0.2700                                | 0.2500                |
| Hardin                         | 0.1560             | 0.1560                                | 0.1600                |
| <b><u>School Districts</u></b> |                    |                                       |                       |
| Marshall County                | 0.2980             | 0.2980                                | 0.3000                |

**Source:** Property Tax Rates 1998, Kentucky Revenue Cabinet, Department of Property Valuation.

## EDUCATION

### Primary and Secondary Schools

#### Public School District Enrollments and Expenditures, 1996-97

|                 | <u>Total Enrollment</u> | <u>Expenditures Per Pupil</u> | <u>Pupil to Teacher Ratio</u> |
|-----------------|-------------------------|-------------------------------|-------------------------------|
| Marshall County | 4,957                   | 5,128                         | 16.7                          |

**Source:** Kentucky Department of Education, Office of Curriculum, Assessment, and Accountability.

#### Transition to Adult Life of High School Graduates, 1996-97

| <u>County-wide</u>             | <u>Number of Graduates</u> | <u>Percent of Total Graduates (%)</u> |
|--------------------------------|----------------------------|---------------------------------------|
| Total High School Graduates    | 312                        |                                       |
| To College                     | 197                        | 63.1                                  |
| To Vocational/Technical School | 20                         | 6.4                                   |
| To Workforce                   | 80                         | 25.6                                  |
| To Work & School               | 0                          | 0.0                                   |
| To Military                    | 7                          | 2.2                                   |
| Other                          | 8                          | 2.6                                   |

**Source:** Kentucky Department of Education, Office of Curriculum, Assessment, and Accountability.

#### Nonpublic Schools, 1997-98

|                      | <u>Enrollment</u> | <u>Grades</u> |
|----------------------|-------------------|---------------|
| Christian Fellowship | 145               | 7-12          |
| Christian Fellowship | 207               | K-6           |

**Source:** Kentucky Schools Directory 1997-98, Kentucky Department of Education.



## Colleges and Technical Schools

### Area Colleges and Universities Within 60 Miles of Benton

| <u>Miles</u>            | <u>Institution</u>                 | <u>Location</u> | <u>Enrollment<br/>(Fall 1997)</u> |
|-------------------------|------------------------------------|-----------------|-----------------------------------|
| 17                      | Murray State University            | Murray          | 8,811                             |
| 22                      | Paducah Community College          | Paducah         | 2,794                             |
| 45                      | University of Tennessee, at Martin | Martin, TN      | 6,012                             |
| 48                      | Hopkinsville Community College     | Hopkinsville    | 2,524                             |
| 50                      | Bethel College                     | McKenzie, TN    | 549                               |
| 58                      | Madisonville Community College     | Madisonville    | 2,412                             |
| 60                      | Austin Peay State University       | Clarksville, TN | 7,556                             |
| <b>Total Enrollment</b> |                                    |                 | <b>30,658</b>                     |

**Note:** Miles are calculated as the straight-line distance from Benton, not road miles.

**Source:** Kentucky Council on Higher Education.

### Kentucky Technical Schools Within 60 Miles of Benton

| <u>Miles</u>            | <u>Institution</u>  | <u>Location</u> | <u>Enrollment (1997-98)</u> |              |              |
|-------------------------|---|-----------------|-----------------------------|--------------|--------------|
|                         |   |                 | <u>Sec</u>                  | <u>P/S</u>   | <u>Total</u> |
| -                       | Marshall Co. Area Vocational Educ. Ctr.                         | Benton          | 348                         | 0            | 348          |
| 17                      | Murray ATC  | Murray          | 237                         | 23           | 260          |
| 18                      | Mayfield ATC  | Mayfield        | 170                         | 29           | 199          |
| 22                      | Paducah ATC   | Paducah         | 496                         | 24           | 520          |
| 22                      | West KY Technical College                                       | Paducah         | 21                          | 1,113        | 1,134        |
| 32                      | Caldwell County ATC   | Princeton       | 342                         | 26           | 368          |
| 40                      | Ballard Vocational School                                       | Barlow          | 254                         | 0            | 254          |
| 48                      | Christian County ATC  | Hopkinsville    | 241                         | 28           | 269          |
| 50                      | Fulton County ATC   | Hickman         | 304                         | 1            | 305          |
| 58                      | Madisonville Technical College<br>Madisonville Health Extension | Madisonville    | 0                           | 372          | 372          |
| 58                      | Madisonville Technical College                                  | Madisonville    | 74                          | 128          | 202          |
| 59                      | Webster County ATC  | Dixon           | 409                         | 1            | 410          |
| <b>Total Enrollment</b> |   |                 | <b>2,896</b>                | <b>1,745</b> | <b>4,641</b> |

**Notes:** Kentucky Tech secondary schools (Sec), called area technology centers (ATC), are operated by the Cabinet for Workforce Development and the post-secondary schools (P/S), called technical colleges, are governed by the Kentucky Community and Technical College System (KCTCS). Adult courses may be offered at some secondary technical schools. Miles are calculated as the straight-line distance from Benton, not road miles.

**Source:** Kentucky Workforce Development Cabinet, KCTCS.

### **Customized Training**

The Kentucky Tech system, through its training and development coordinators, will provide technical assistance and will identify and develop low-cost customized training programs and services for both established and prospective businesses. Businesses wanting to establish a customized training program should contact a Training and Development Coordinator at the West Kentucky Technical College.

### **Assessment Services**

Kentucky Tech Career Connections offers business, education, and government agencies testing packages for evaluating job applicants, selecting employees for promotional consideration and developing training programs within the organization. The Career Connections Assessment Center serving the Marshall County area is located at the West Kentucky Technical College.

### **Adult Education Services**

Adult education programs are available to adults who want to develop new academic skills, improve basic skills, or earn a high school equivalency diploma. In Marshall County, adult basic education and adult literacy services are provided by the Marshall County Board of Education in Benton.

### **Bluegrass State Skills Corporation**

The Bluegrass State Skills Corporation (BSSC) was established in 1984 by the General Assembly of the Commonwealth of Kentucky as an independent, de jure corporation to stimulate economic development through customized business and industry specific skills training programs. The BSSC works with business and industry and Kentucky's educational institutions to establish programs of skills training. The BSSC is attached to the Cabinet for Economic Development for administrative purposes, in recognition of the relationship between economic development and skills training efforts.

The BSSC is comprised of two economic development tools, matching grants and the newly authorized Skills Training Investment Credit Act. The BSSC grant program is available to new, expanding and existing business and industry. Eligible training activities include pre-employment skills training and assessment; entry level, skills upgrade and occupational upgrade training; train-the-trainer travel; and capacity-building. The Skills Training Investment Credit Act provides tax credits to existing businesses for skills upgrade training.

## OTHER LOCAL FACILITIES

### Local Medical Personnel

Physicians - 20

Dentists - 8

### Hospitals

| <u>General Hospital</u>  | <u>Location (mileage from Benton)</u> | <u>Beds</u> |
|--------------------------|---------------------------------------|-------------|
| Marshall County Hospital | Benton                                | 90          |
| Lourdes Hospital         | Paducah, (26 miles northwest)         | 389         |
| Western Baptist Hospital | Paducah, (26 miles northwest)         | 373         |

### Other Medical Facilities

Benton Medical Clinic

Calvert City Clinic

Lee Cox Memorial Hospital Clinic (Calvert City)

Marshall County Ambulance Service (Benton and Calvert City)

Marshall County Health Department

Mental Health Center (Benton)

Rescue Squad - Disaster Emergency Service (Benton)

### Banks and Savings & Loan Associations

The Bank of Benton (Benton, Draffenville, Aurora)

Bank of Marshall County (Benton, Draffenville, Gilbertsville)

Calvert Bank (Calvert City)

People's First Bank (Calvert City & Benton)

Republic Bank (Benton)

### Newspapers

The Tribune-Courier (weekly)

The Lake News (weekly)

### Telephone Service

BellSouth

GTE

West Kentucky Rural Telephone Cooperative Corporation, Inc.

"911" Enhanced Emergency Communications System



## RECREATION

Benton, Calvert City, and Hardin each provide city parks with tennis courts, athletic fields, and playgrounds. Benton's park offers a swimming pool and skating facilities. Through a Heritage Conservation Recreation Service grant, Calvert City has a football/soccer field and a mini-park which includes a covered bridge, a walkway, and a picnic area. The Joe Creason Community Center is located in Benton. Facilities include meeting rooms, a kitchen, and a multi-purpose basketball court.

Miniature golf is available at Gilbertsville, near Calvert City, and at Aurora, near Hardin. Country clubs with golf courses and swimming pools are located at Benton and Calvert City. Tourist attractions in Marshall County include Forgotten Past, offering a museum, miniature train rides, go-carts, miniature golf, and horseback riding; and Wonder Waters Park, featuring a giant waterslide, bumper boats and other water-related activities.

Kentucky Dam Village State Resort Park, near Gilbertsville, is one of the largest and most popular vacation resorts in Kentucky. A modern lodge with 72 rooms, six different cottage types, and a 225-site campground make up the accommodations. There is also a dining room overlooking Kentucky Lake, a coffee shop, a snack bar, two gift shops, a meeting room, an activities center, and a recreation room. Recreational activities to choose from include boating and fishing at the largest docking facility in the Kentucky parks system, golf at the 18-hole Village Green Course, proshop, fishing, hiking, horseback riding, picnicking, swimming at the lodge pool or off the sand beach, and tennis.

Charm and serenity exemplify Kenlake State Resort Park which is located on Kentucky Lake near Aurora. The park offers hotel and cottage accommodations and an efficient camping site. Other facilities include a nine-hole golf course, pool and lake swimming, horseback riding, hiking trails, fishing, boating, picnicking, planned recreation, and one of the finest tennis complexes in the area.

### **Area (within 60 miles)**

The National Museum of the Boy Scouts of America (Murray, Kentucky)

Lake Barkley State Resort Park

The Land Between the Lakes National Recreation Area

Pennyrile Forest State Resort Park

Columbus-Belmont Battlefield State Park

Players Bluegrass Downs



## APPENDIX - DEFINITIONS

### Geographic definition of the labor market area

A county's labor market area is defined as the base county, adjacent counties, and any other major commuting counties. Adjacency is used to define the labor market area primarily because of the small size of Kentucky's counties. The major commuting counties are defined from the point of view of the base county. Major commuting counties are those counties that comprise 90% of the base county's total commuters. The source of the commuting patterns is the 1990 journey-to-work data available from the U.S. Department of Commerce, Bureau of Economic Analysis.

### Example – Logan County

To determine the labor market area for Logan County the following steps are taken. First, the counties with workers commuting into Logan county are listed in ascending order (see the table below). The cumulative percent is calculated. Next, all counties that comprise up to 90% of the commuters are included in the labor market area (actually the cut-off will be the county that breaks the 90% threshold – Montgomery County, TN at 92.6% in this case). Although Robertson is not a major commuter county, it is included since it is adjacent. The Logan County labor market is then comprised of the seven bold-faced counties in the table below.

| <b>Labor Market Area – Logan County (Example Only)</b> |                        |                                 |   |                               |
|--|------------------------|---------------------------------|---|-------------------------------|
| <b>Adjacent to<br/>Logan</b>                           | <b>Commuter County</b> | <b>Commuters<br/>into Logan</b> | <b>Percent of<br/>Total<br/>Commuters</b> | <b>Cumulative<br/>Percent</b> |
| Y  | <b>Todd</b>            | <b>385</b>                      | <b>24.4%</b>                              | <b>24.4%</b>                  |
| Y  | <b>Warren</b>          | <b>377</b>                      | <b>23.9</b>                               | <b>48.4</b>                   |
| Y  | <b>Muhlenberg</b>      | <b>365</b>                      | <b>23.2</b>                               | <b>71.5</b>                   |
| Y  | <b>Simpson</b>         | <b>162</b>                      | <b>10.3</b>                               | <b>81.8</b>                   |
| Y  | <b>Butler</b>          | <b>116</b>                      | <b>7.4</b>                                | <b>89.1</b>                   |
|  | <b>Montgomery, TN</b>  | <b>55</b>                       | <b>3.5</b>                                | <b>92.6</b>                   |
|  | Christian              | 36                              | 2.3                                       | 94.9                          |
|  | Sumner, TN             | 35                              | 2.2                                       | 97.1                          |
| Y  | <b>Robertson, TN</b>   | <b>25</b>                       | <b>1.6</b>                                | <b>98.7</b>                   |
|  | Davidson, TN           | 20                              | 1.3                                       | 100.0                         |
| <i>Total Commuters into<br/>Logan County</i>           |                        | <i>1,576</i>                    | <i>100.0</i>                              |                               |

**Source:** U.S. Department of Commerce, Bureau of Economic Analysis. Regional Economic Information System, CD-ROM. August 1997.

### **Potential Labor Supply**

The potential labor supply is an estimate of those persons not classified as in the labor force (not employed and not unemployed), but who want a job. The assumption is that people not in the labor force at the local level would like a job at the same rate as the nation. The U.S. Department of Labor, Bureau of Labor Statistics provides national, yearly estimates of the percent of the people not in the labor force who want a job. This percent is applied to the county-level number of people not in the labor force.

### **Underemployed**

Wholesale/retail trade and non-professional services have historically paid low wages. The assumption is that workers in these industries would take higher paying jobs if they were available. Non-professional services excludes Miscellaneous Repair Services (SIC 7600), Health Services (SIC 8000), Legal Services (SIC 8100), and Engineering and Management Services (SIC 8700).

### **Total Available Labor**

Total available labor is the sum of the number of unemployed, potential labor supply, and underemployed. Please note that the number of unemployed is the only generally accepted measure of labor availability. The other concepts are weaker measures and should be used with caution.