

1992

Industrial Resources: Warren County - Bowling Green

Kentucky Library Research Collections
Western Kentucky University, spcol@wku.edu

Follow this and additional works at: https://digitalcommons.wku.edu/warren_cty

 Part of the [Business Administration, Management, and Operations Commons](#), [Growth and Development Commons](#), and the [Infrastructure Commons](#)

Recommended Citation

Kentucky Library Research Collections, "Industrial Resources: Warren County - Bowling Green" (1992). *Warren County*. Paper 8. https://digitalcommons.wku.edu/warren_cty/8

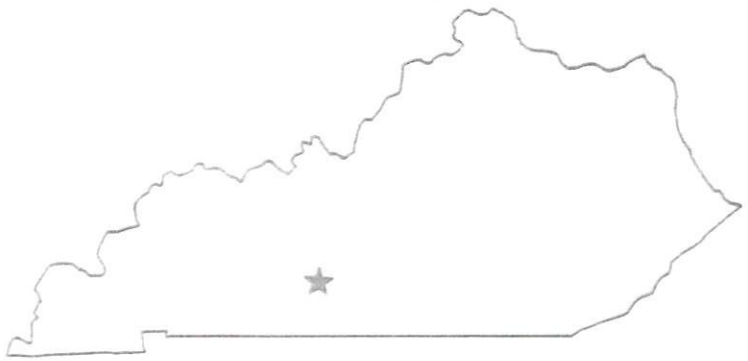
This Report is brought to you for free and open access by TopSCHOLAR®. It has been accepted for inclusion in Warren County by an authorized administrator of TopSCHOLAR®. For more information, please contact topscholar@wku.edu.

LK
737

Warren

Resources for Economic Development

Bowling Green



KENTUCKY

RESOURCES FOR ECONOMIC DEVELOPMENT

BOWLING GREEN, KENTUCKY

Prepared by
The Kentucky Cabinet for Economic Development
Division of Research and Planning
in cooperation with
The Bowling Green-Warren County Chamber of Commerce

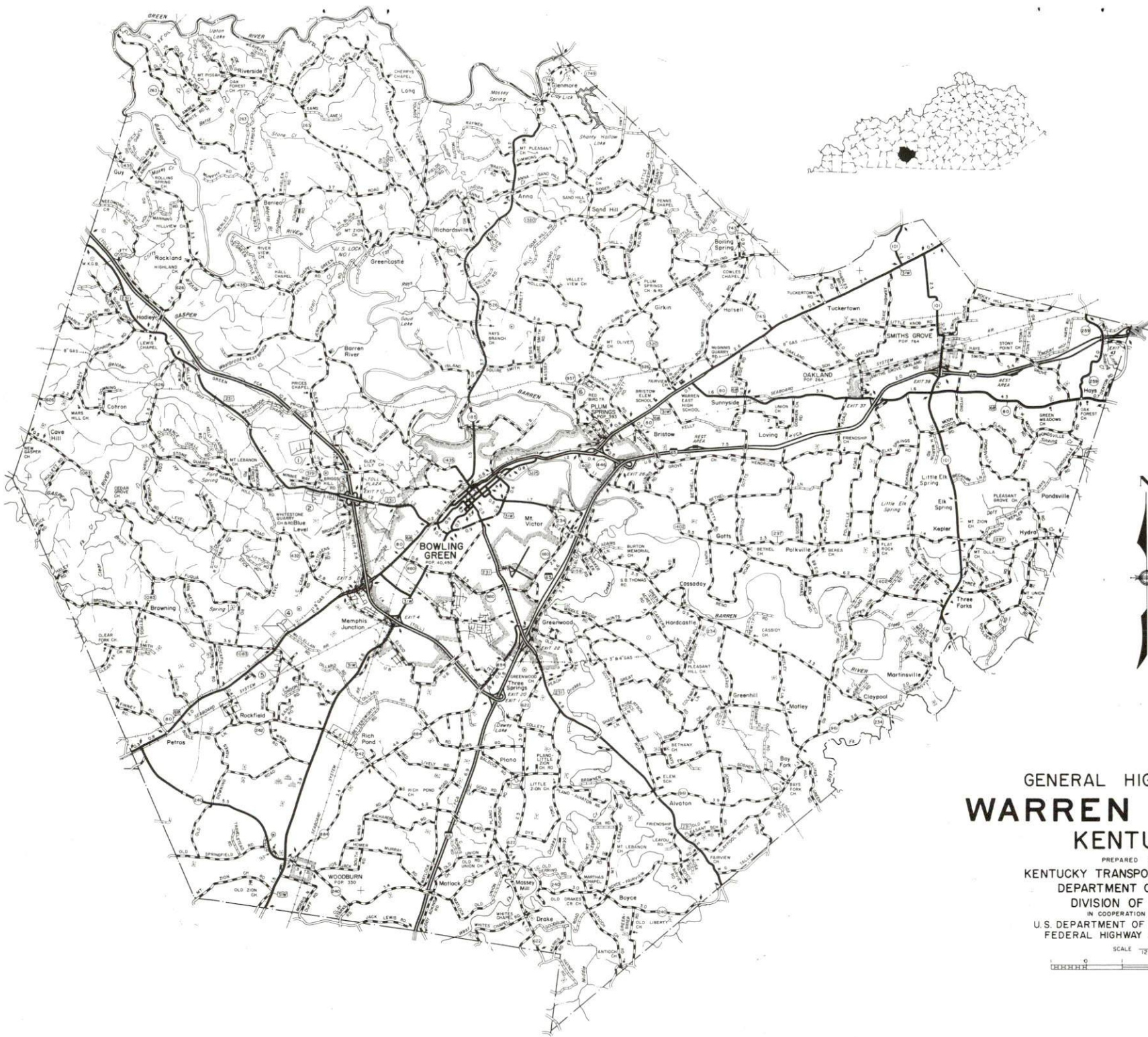
1992

Division Director - Pamela K. Riley; program manager - Keith Roberts; research - Barry K. Holder, Jr.; clerical - Wanda Sharp; graphics - Robert Owens, Pat Coleman; cartography - Edwin Scott, Dave Clark. Cost of printing paid from state funds.

TABLE OF CONTENTS

<u>Chapter</u>	<u>Page</u>
BOWLING GREEN, KENTUCKY - A RESOURCE PROFILE	1
THE LABOR MARKET STATISTICS	2
Labor Market Area Map	2
Population	3
Population Projections	3
Estimated Labor Supply	3
Labor Force Characteristics of Residents, 1991	4
Selected Components of Nonagricultural Employment, by Place of Work, 1990	5
Per Capita Personal Income	6
Average Placement Wages	7
Average Weekly Wages of Workers Covered by Unemployment Insurance 1990 - Bar Chart	8
Average Weekly Wages by Industry, by Place of Work, 1990	9
EXISTING INDUSTRY	10
Major Bowling Green Manufacturing Firms, Their Products and Employment	10
Recent Industrial Developments	11
Labor Organizations in Manufacturing Firms	12
Selected Industrial Services	13
TRANSPORTATION	14
Highways	14
Truck Service	14
Selected Market Location Map	15
Rail	16
Air	16
UTILITIES	17
Electricity	17
Natural Gas	17
Public Water Supply	17
Sewerage	18
CLIMATE	19

<u>Chapter</u>	<u>Page</u>
LOCAL GOVERNMENT	20
Structure	20
Planning and Zoning	20
Local Fees and Licenses	20
State and Local Property Taxes	21
EDUCATION	22
Public Schools	22
Nonpublic Schools	22
Area Colleges and Universities	23
Vocational Training	24
OTHER LOCAL FACILITIES	25
Local Medical Personnel	25
Hospitals	25
Other Medical Facilities and Services	25
Banks and Savings & Loan Associations	25
Newspapers	25
Telephone Service	25
RECREATION	26
COMMUNITY IMPROVEMENTS	27



GENERAL HIGHWAY MAP
WARREN COUNTY
KENTUCKY

PREPARED BY THE
 KENTUCKY TRANSPORTATION CABINET
 DEPARTMENT OF HIGHWAYS
 DIVISION OF PLANNING
 IN COOPERATION WITH THE
 U.S. DEPARTMENT OF TRANSPORTATION
 FEDERAL HIGHWAY ADMINISTRATION



BOWLING GREEN, KENTUCKY - A RESOURCE PROFILE

Bowling Green, the county seat of Warren County, is the home of Western Kentucky University. Situated on the banks of the Barren River, Bowling Green is Kentucky's fifth largest city with a 1990 population of 40,641. The city is located 62 miles northeast of Nashville, Tennessee; 117 miles southwest of Louisville, Kentucky; and 274 miles southeast of St. Louis, Missouri.

Warren County covers a land area of 547 square miles in Kentucky's Pennyroyal Region. Warren County had a 1990 population of 76,673.

The Economic Framework - The total number of Warren County residents employed in 1991 averaged 39,876. In 1990, manufacturing firms in the county reported 7,071 employees; wholesale and retail trade provided 10,510 jobs; 7,876 people were employed in service occupations; state and local government accounted for 5,182 employees; and contract construction firms provided 1,856 jobs.

Labor Supply - There is a current estimated labor supply of 19,632 persons available for industrial jobs in the labor market area. In addition, from 1992 through 1996, 13,375 young persons in the area will become 18 years of age and potentially available for industrial jobs.

Transportation - Major highways directly serving Bowling Green include Interstate 65, the Green River Parkway (a multi-lane toll road), and U.S. Highways 31W, 68, and 231. Of the forty trucking companies providing interstate and/or intrastate service to Bowling Green, eight companies maintain local terminals. CSX Transportation provides main line rail service to Bowling Green. The Bowling Green-Warren County Airport maintains two paved runways; 6,500 and 4,000 feet in length. The nearest scheduled commercial airline service is available at the Nashville Metropolitan Airport near Nashville, Tennessee, 68 miles southwest of Bowling Green.

Power and Fuel - Electric power is provided to Bowling Green and a portion of Warren County by Bowling Green Municipal Utilities. Warren County is also provided electric power by the Warren Rural Electric Cooperative. Both Bowling Green Municipal Utilities and Warren Rural Electric Cooperative are supplied by the Tennessee Valley Authority. Western Kentucky Gas Company provides natural gas service locally.

Education - Primary and secondary education is provided by the Bowling Green Independent School System and the Warren County School System. Both school systems are accredited by the Southern Association of Colleges and Schools. Western Kentucky University, located in Bowling Green, offers degrees in associate, bachelors, masters, and specialist degree programs. Draughtons Junior College and Davidson Technical College are also located in Bowling Green and offer programs in five academic areas. In addition, ten other colleges and universities are located within 65 miles of Bowling Green. The Bowling Green State Vocational-Technical School and Kentucky Advanced Technology Center, both located in Bowling Green; and the Allen County Area Vocational Center, in Scottsville, and the Russellville Area Vocational Education Center in Russellville offer training in numerous course areas.

LABOR MARKET STATISTICS

The Bowling Green Labor Market Area includes Warren County and the adjoining Kentucky counties of Allen, Barren, Butler, Edmonson, Logan, and Simpson.

POPULATION

	<u>1990</u>	<u>1980</u>	<u>1970</u>
Labor Market Area	186,465	179,802	152,480
Bowling Green	40,641	40,450	36,705
Warren County	76,673	71,828	57,884

Source: U.S. Department of Commerce, Bureau of the Census, January 1991.

POPULATION PROJECTIONS

	<u>2000</u>	<u>2010</u>	<u>2020</u>	<u>2030</u>
Labor Market Area	211,260	223,380	230,900	232,340
Warren County	97,860	108,620	116,600	120,500

Source: University of Louisville, Urban Studies Center, State Data Center.

ESTIMATED LABOR SUPPLY

	<u>Current</u>				<u>Future</u>
	<u>Total</u>	<u>Unemployed</u>	<u>Employed Part-Time</u>	<u>Not in Labor Force</u>	<u>Becoming 18 years of age 1992 thru 1996</u>
Labor Market Area*	19,632	6,359	10,113	3,160	13,375
Warren County	7,663	2,491	5,172	0	5,223

* Additional workers may be drawn from other nearby counties.

Note: Unemployed - persons unemployed and actively seeking work, Employed Part-Time - persons employed but working only 14 to 26 weeks per year; Not in Labor Force - represents the number of persons who would enter the labor force if suitable employment were available (based on the assumption that persons in Kentucky would like to participate in the labor force in the same proportion that they do nationally).

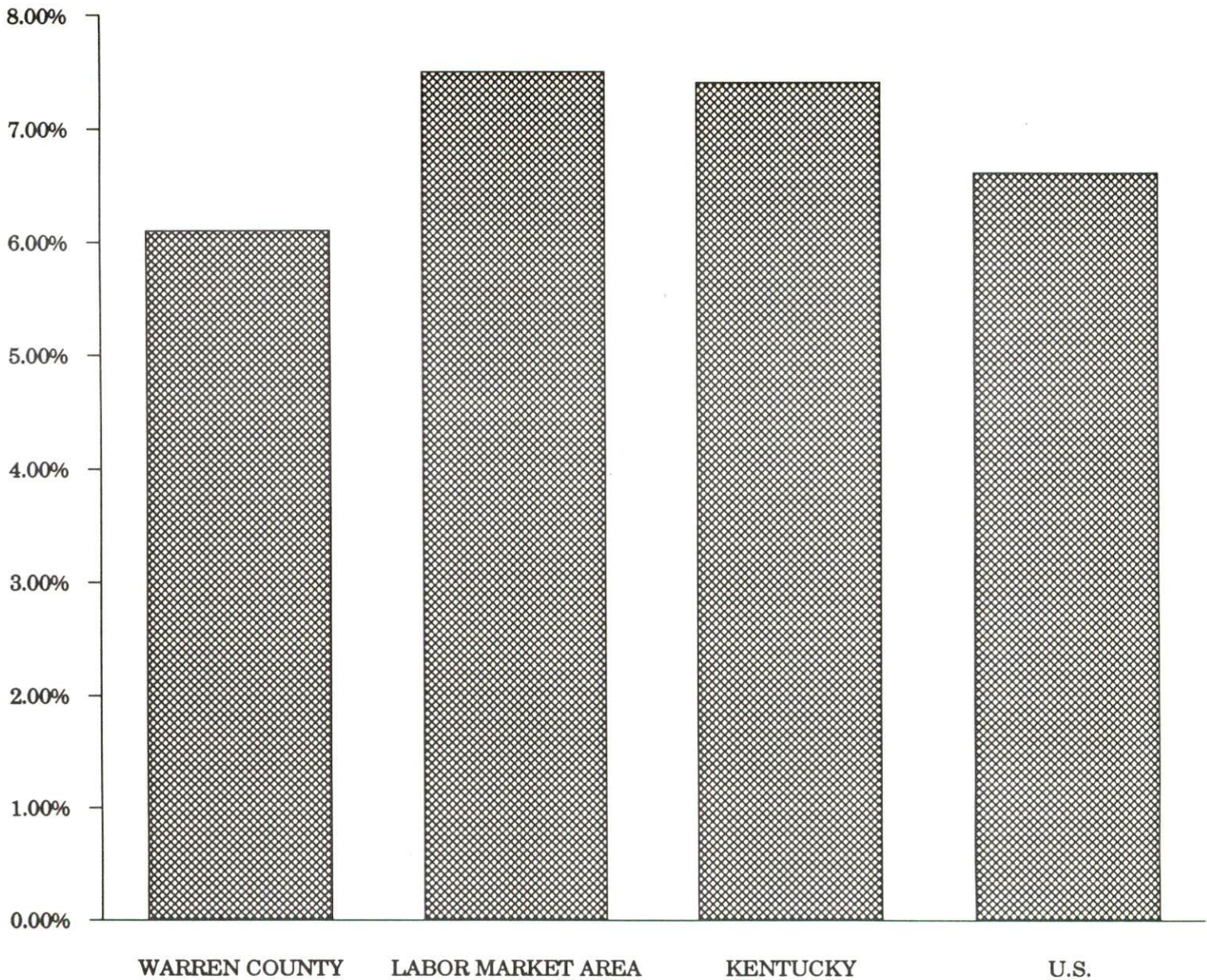
Sources: Kentucky Cabinet for Human Resources, Kentucky Labor Supply Estimates by County, 1989. Kentucky Cabinet for Economic Development, Future Labor Supply Becoming 18 Years of Age, 1992 thru 1996.

LABOR FORCE CHARACTERISTICS OF RESIDENTS, 1991

	Warren County	Labor Market Area
Civilian Labor Force	42,478	97,612
Employment	39,876	90,299
Unemployment	2,602	7,313
Rate of Unemployment (%)	6.1	7.5

Source: Kentucky Cabinet for Human Resources, Kentucky Labor Force Estimates, Annual Averages, 1991.

UNEMPLOYMENT RATES
1991

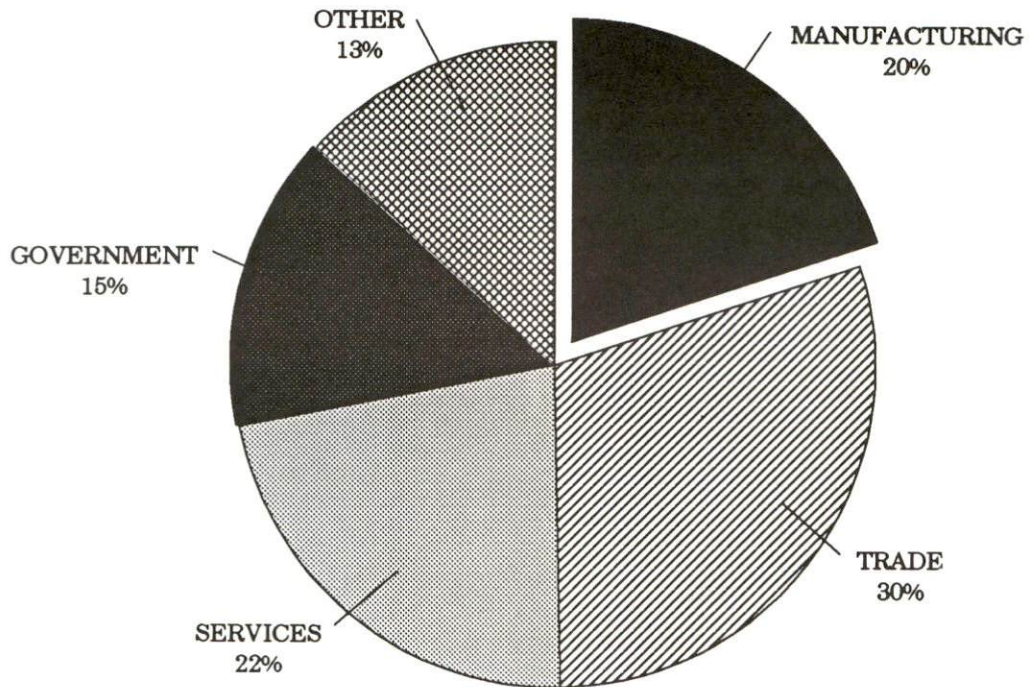


SELECTED COMPONENTS OF NONAGRICULTURAL EMPLOYMENT
BY PLACE OF WORK, 1990

	Warren County	Labor Market Area
All Industries (total)	35,216	71,651
Manufacturing	7,071	22,742
Wholesale & Retail Trade	10,510	17,925
Services	7,876	12,421
State/Local Government	5,182	9,545
Contract Construction	1,856	3,407

Note: Excludes domestic workers, railway workers, certain nonprofit corporations, majority of federal government workers, and self-employed workers.
 Source: Kentucky Cabinet for Human Resources, Average Monthly Workers Covered by Kentucky Unemployment Insurance Law, 1990.

WARREN COUNTY

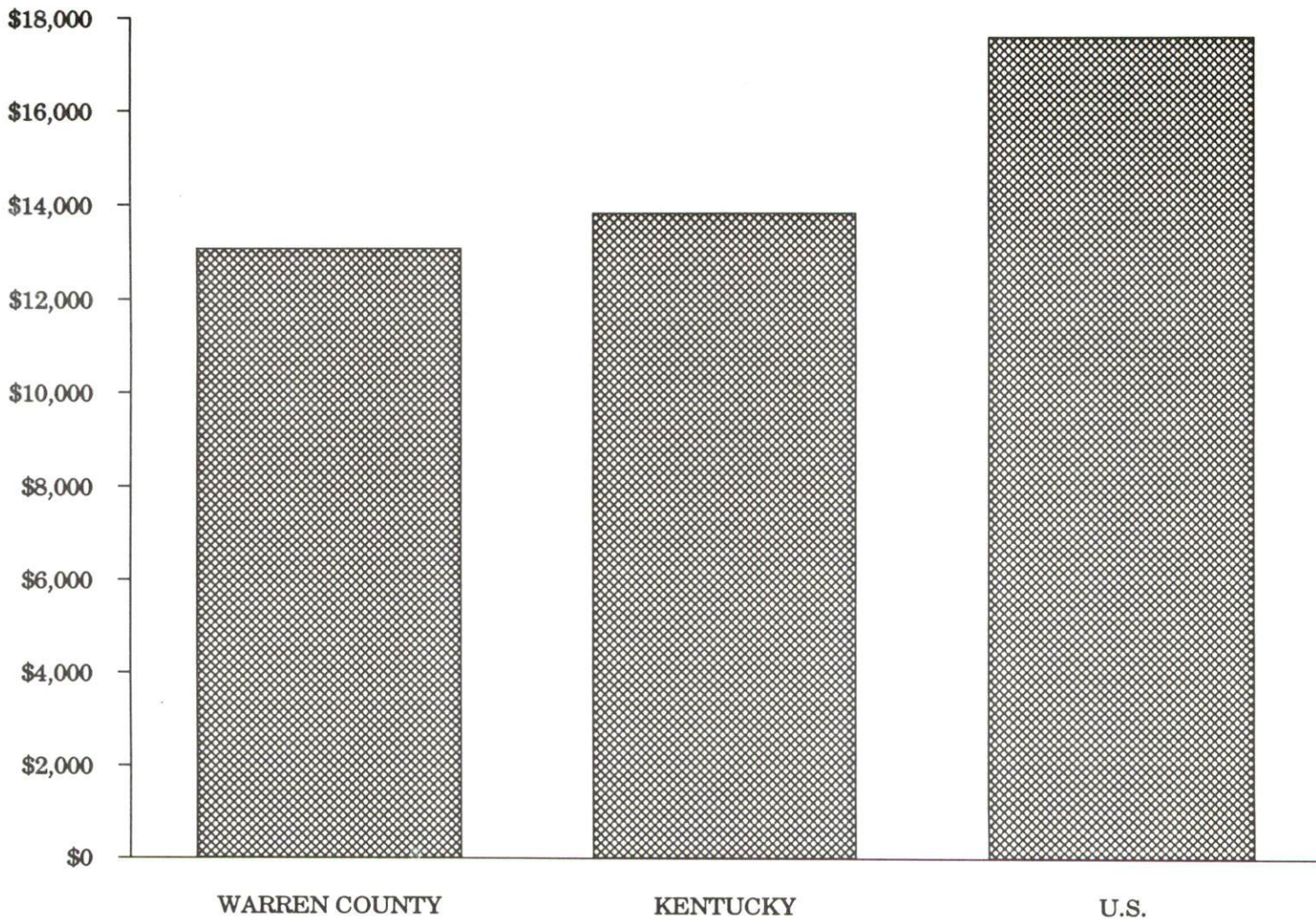


PER CAPITA PERSONAL INCOME

<u>Area</u>	<u>1985</u>	<u>1989</u>	<u>Percent Change</u>
Warren County	\$9,973	\$13,076	31.1
Labor Market Area Range	\$7,438 - \$10,020	\$8,011 - \$13,419	-
Kentucky	\$10,755	\$13,823	28.5
U.S.	\$13,899	\$17,594	26.6

Source: U.S. Bureau of Economic Analysis, Kentucky Economic Information System, April 1991.

PER CAPITA PERSONAL INCOME
1989



AVERAGE PLACEMENT WAGES

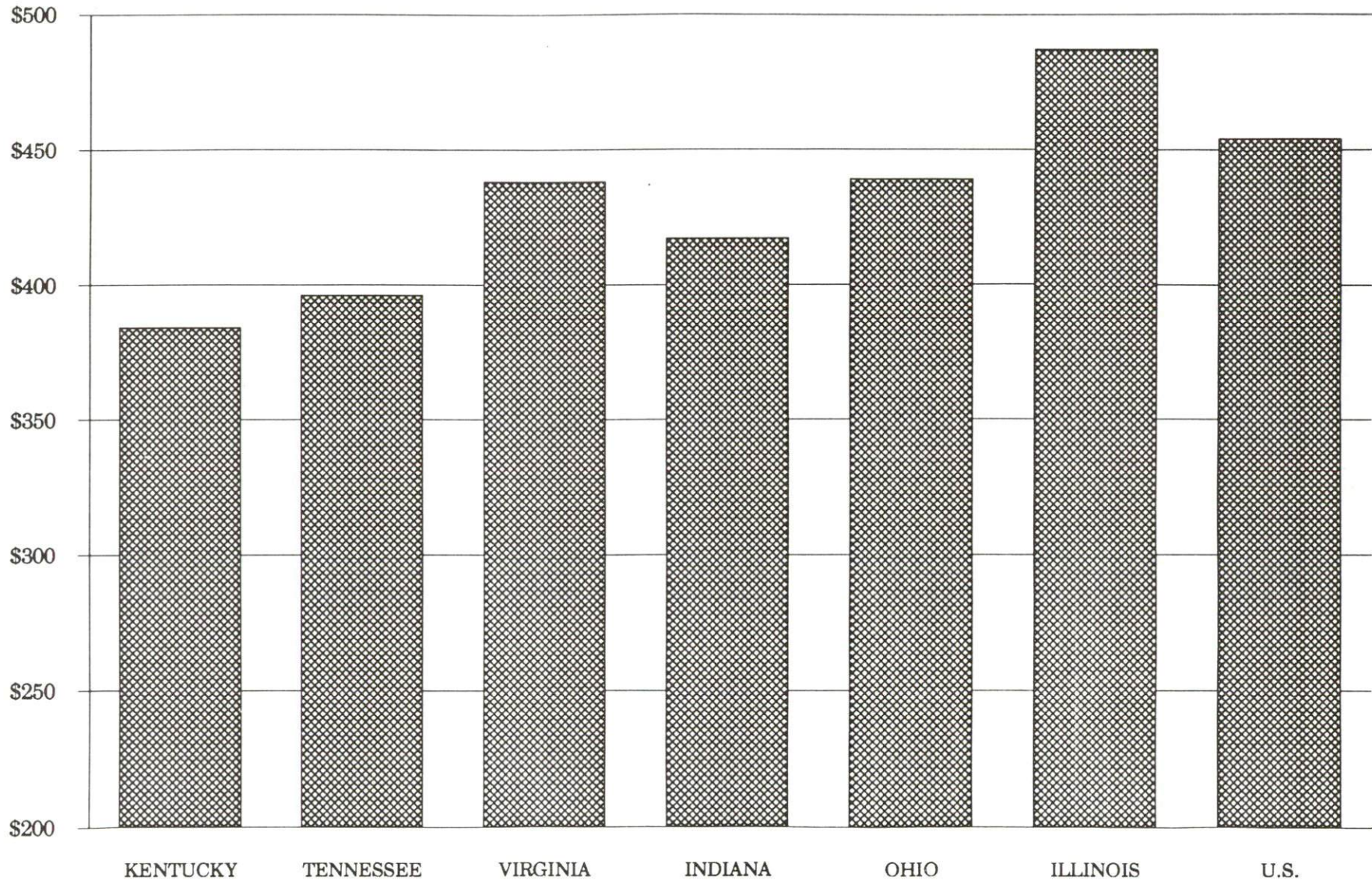
Warren County is served by the Bowling Green local office of the Kentucky Department for Employment Services. The focus of the following data is on job placements made by the Bowling Green local office and may therefore be used as an indicator of the wages which employers in the area pay new employees. During the twelve months which ended on June 30, 1990, the local employment office filled 4,792 job openings in various occupational categories. The average hourly wage for selected occupational categories were:

<u>OCCUPATIONAL CATEGORY</u>	<u>NUMBER OF PLACEMENTS</u>	<u>AVERAGE WAGE(\$)</u>
All Occupations	4,792	5.11
Clerical	971	6.20
Sales	98	4.20
Services (excluding domestic)	790	3.65
Agricultural, Fishery, Forestry, etc.	62	4.25
Processing	87	4.98
Machine Trades	424	6.13
Bench Work	911	4.49
Structural	268	5.44
Motor Freight/ Transportation	186	7.54
Packaging and Materials Handling	888	5.30
Other	24	4.77

The Bowling Green local office also serves Allen, Butler, Edmonson, Logan, and Simpson Counties. The above occupational categories are taken from the Dictionary of Occupational Titles published by the U.S. Department of Labor.

Source: Kentucky Cabinet for Human Resources, Department for Employment Services.

AVERAGE WEEKLY WAGES OF WORKERS COVERED BY
UNEMPLOYMENT INSURANCE - 1990



AVERAGE WEEKLY WAGES BY INDUSTRY
BY PLACE OF WORK, 1990*

	<u>Warren County</u>	<u>Kentucky (State- Wide)</u>	<u>Tennessee</u>	<u>Virginia</u>
All Industries	\$345.65	\$379.97	\$396.00	\$438.00
Mining & Quarrying	431.36	654.24	535.00	635.00
Contract Construction	356.10	401.70	421.00	444.00
Manufacturing	502.54	496.95	449.00	487.00
Transportation, Communications & Public Utilities	432.64	500.70	523.00	575.00
Wholesale & Retail Trade	224.37	255.93	N/A	N/A
Finance, Insurance & Real Estate	416.55	434.93	469.00	508.00
Services	303.11	329.76	378.00	430.00
State/Local Government	405.58	392.28	N/A	N/A
	<u>Indiana</u>	<u>Ohio</u>	<u>Illinois</u>	<u>U. S.</u>
All Industries	\$417.00	\$439.00	\$487.00	\$454.00
Mining & Quarrying	746.00	619.00	747.00	714.00
Contract Construction	475.00	504.00	624.00	503.00
Manufacturing	561.00	595.00	590.00	555.00
Transportation, Communications & Public Utilities	519.00	553.00	610.00	578.00
Wholesale & Retail Trade	N/A	N/A	N/A	N/A
Finance, Insurance & Real Estate	442.00	478.00	619.00	571.00
Services	349.00	382.00	444.00	423.00
State/Local Government	N/A	N/A	N/A	N/A

* Wages for U.S. and surrounding states rounded to nearest dollar.

N/A Not Available.

Note: The average weekly wage for each category includes the salaries and wages of all persons working for that type business. For example, the manufacturing category includes both production workers and administrative personnel. Excludes domestic workers, railway workers, certain nonprofit corporations, majority of federal government workers, and self-employed workers.

Source: Kentucky Cabinet for Human Resources, Average Weekly Wages of Workers Covered by Kentucky Unemployment Insurance Law, 1990. U.S. Department of Labor, Bureau of Labor Statistics, Employment and Wages, Annual Averages, 1990, November 1991.

EXISTING INDUSTRY

MAJOR BOWLING GREEN MANUFACTURING FIRMS, THEIR PRODUCTS AND EMPLOYMENT*

<u>Firm</u> <u>(Establishment date)</u>	<u>Product</u>	<u>1991</u> <u>Average Employment</u>
Bando Manufacturing of America, Inc. (1988)	Automobile fan belts, industrial machine belts	103
Cello Bag (1990)	Printed polyethylene roll stock, printed bags	52
Country Oven Bakery (1981)	Hearth bread and rolls, frozen dough, cakes	300
DESA International, Inc. (1964)	Powder actuated tools, electric chainsaws, portable heaters	350
Detrex Corporation (1955)	Commercial dry cleaning equipment, degreasing equipment	100
The Director's Chair (1982)	Brush blocks, wood furniture and swings	120
DRIpriide, A Weyerhaeuser Company (1988)	Adult disposable diapers, incontinent products	200
Eaton Corporation, Cutler Hammer Products (1964)	Electrical and electronic controls	580
Fruit Of The Loom, Inc. (1941)	Men's and boys' underwear	1,150
General Motors Corporation, CPC Bowling Green (1980)	Automobiles	1,100
Hills Pet Products, Division of Colgate Palmolive Company (1987)	Dry dog and cat food	200
Holley Replacement Parts Division, Bowling Green Operations (1951)	Fuel injectors and components, carburetor components and carburetors	575
LifeSkills Industries (1968)	Specialty packaging, industrial sub-assemblies	70
Lord Corporation (1975)	Shock and vibration control systems	131
Nasco, NHK-Associated Spring Suspension Components, Inc. (1987)	Automotive coil suspension springs	80
Nehi Royal Crown Bottling Company, Inc. (1931)	Plastic jugs, syrups, soft drinks	106
News Publishing Company, Park City Daily News (1854)	Shopping guides and circulars, newspaper	90
Nyloncraft of Kentucky (1987)	Automotive plastic injection molding	70
Plastipak Packaging (1979)	Plastic bottles	100

(Continued)

<u>Firm</u> <u>(Establishment date)</u>	<u>Product</u>	<u>1991</u> <u>Average Employment</u>
Scott Tobacco, Division of Conwood Company LP (1902)	Tobacco twist	73
The Stoodly Company (1991)	Metal hard facing for machinery	150
Trace Die Cast, Inc. (1988)	Electric motor parts, auto parts	58
Turner Industries, II Ltd. (1983)	Knit t-shirts	175
Western Kraft Paper Group, Division of Willamette Industries, Inc. (1965)	Corrugated shipping containers	100
Wingfoot Films Corporation (1975)	Polyethylene liners, bags, poly sheeting, film	70
Woodwork of Mid-America (1990)	Architectural woodwork, retail store fixtures	220

* Manufacturing firms with 50 or more employees.

Sources: Kentucky Cabinet for Economic Development, Division of Research and Planning; Bowling Green-Warren County Chamber of Commerce.

RECENT INDUSTRIAL DEVELOPMENTS

The Bowling Green community recently announced three new manufacturing facilities which will locate in the city. James River (Dixie Division) will manufacture paper plates and cups; Motor Wheel will produce wheels for the auto industry; and American Oak Products will make oak furniture. These new developments will represent a total investment of \$61 million and create approximately 550 new jobs.

LABOR ORGANIZATIONS IN MANUFACTURING FIRMS

Union

International Association of
Machinists and Aerospace
Workers, AFL-CIO

International Union of Operating
Engineers, AFL-CIO

International Union, United
Automobile, Aerospace and
Agricultural Implement
Workers of America

Sheet Metal Workers'
International Association

International Brotherhood of
Teamsters, Chauffeurs,
Warehousemen and
Helpers of America

Representing workers at:

Eaton Corporation, Cutler
Hammer Products

Gary Brothers Crushed Stone
Company

General Motors Corporation, CPC
Bowling Green

DESA International, Inc.;
Detrex Corporation;
Wingfoot Films Corporation

Western Kraft Paper Group,
Division of Willamette
Industries, Inc.

Bowling Green Innovation Center

The Bowling Green Innovation Center, which began operations in July of 1987, is a business "incubator" designed to assist new and existing companies in the critical stage of development. The center leases affordable space, provides office support services, and offers business counseling to young companies during the early years of operation to enhance their opportunity for long-term success. The 70,000-square-foot facility provides office and industrial space for manufacturing, service centers, research and development, assembly, and general office activities.

SELECTED INDUSTRIAL SERVICES

<u>Types of Services</u>	<u>Location</u>	<u>Mileage from Bowling Green</u>
Custom Data Processing	Bowling Green, Kentucky	-
Custom Plastics Producers	Bowling Green, Kentucky	-
Electric Motor Repair	Bowling Green, Kentucky	-
Grinding, Precision & Tool	Glasgow, Kentucky	33
Heat Treating Facilities	Nashville, Tennessee	62
Industrial Equipment & Supplies	Bowling Green, Kentucky	-
Industrial Gases	Bowling Green, Kentucky	-
Industrial Waste Removal	Russellville, Kentucky	29
Machine Shops, Tool & Die	Bowling Green, Kentucky	-
Metal Castings	Horse Cave, Kentucky	36
Metal Finishers	Bowling Green, Kentucky	-
Metal Service Centers	Bowling Green, Kentucky	-
Millwrights	Bowling Green, Kentucky	-
Public Warehouse Facilities	Bowling Green, Kentucky	-

Sources: Kentucky Cabinet for Economic Development, Division of Research and Planning; Bowling Green-Warren County Chamber of Commerce.

TRANSPORTATION

Highways

Bowling Green is served by an excellent highway system. Interstate 65, a major north-south highway, serves Bowling Green with three interchanges. The Green River Parkway, a multi-lane toll road, directly serves the city with three interchanges and provides access to major east-west routes, including the Western Kentucky Parkway, 37 miles northwest of Bowling Green. Access to the Cumberland Parkway, another multi-lane toll road, is 20 miles northeast of Bowling Green via Interstate 65.

Other major highways serving Bowling Green are U.S. Highways 31W, 68 (and Kentucky Highway 80), and 231, all "AAA"-rated (80,000-pound gross load limit) trucking highways.

Plans are under way for the construction of a four-lane highway extending from Bowling Green west to Cadiz which would connect Interstates 65 and 64.

HIGHWAY MILES FROM BOWLING GREEN, KENTUCKY, TO SELECTED MARKET CENTERS

City	Highway Miles	City	Highway Miles
Atlanta, GA	301	Los Angeles, CA	2,051
Baltimore, MD	689	Louisville, KY	117
Birmingham, AL	249	Nashville, TN	62
Chicago, IL	393	New Orleans, LA	584
Cincinnati, OH	216	New York, NY	867
Cleveland, OH	463	Pittsburgh, PA	495
Detroit, MI	476	St. Louis, MO	274
Knoxville, TN	207		

Note: Mileage computations are via the best interstate or primary highways, not necessarily the most direct route of travel.

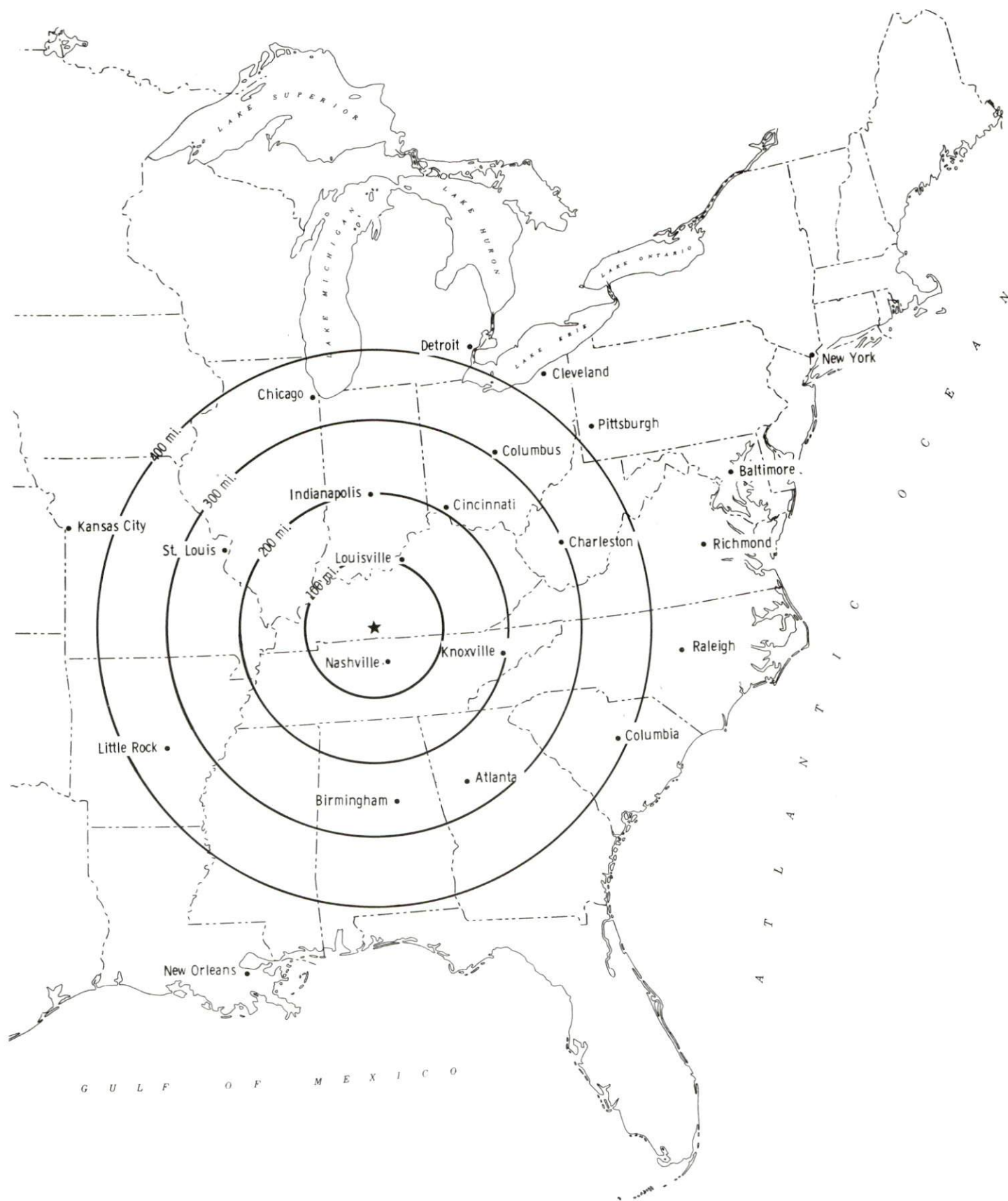
Sources: Rand McNally Deluxe Motor Carriers' Road Atlas, 1989. Official Kentucky Mileage Map, 1980.

Truck Service

Forty common carrier trucking companies provide interstate and/or intrastate service to Bowling Green, with eight having terminals located in Bowling Green.

Source: American Motor Carrier Directory, Spring 1992.

Selected Market Centers



Rail

CSX Transportation provides main line rail service to Bowling Green. CSX Transportation also provides the nearest intermodal facilities at Nashville, Tennessee, 63 miles south of Bowling Green.

For details on routing, schedules, rates, and services contact:

Manager
Industrial Development
CSX Transportation
9420 Bunsen Parkway
Suite 212
Louisville, Kentucky 40220
(502) 499-3025

Air

Local

Location:	Bowling Green-Warren County Regional Airport Bowling Green
Runways:	2 paved
Length:	6,500 feet; 4,000 feet
Traffic Control:	Wind tee, airport advisory service
Lighting:	Runways, obstructions, taxiways, beacon, wind tee, strobes approach to 3, VASI
Services:	100 octane and jet-A fuel, charter plane rental, storage, major and minor A&P repairs, FAA flight service station, taxi and car rental
Air Freight Service:	Chartered air freight service must be arranged

The Bowling Green-Warren County Airport will receive a \$1 million grant for a full instrument landing system and \$700,000 for land acquisition in the same project. In addition, the Airport will be designated by the FAA as an auxiliary flight station in Fall 1992.

Nearest Scheduled Commercial Airline Service

Location:	Nashville Metropolitan Airport 6 miles southeast of Nashville, Tennessee; 68 miles southwest of Bowling Green
Air Service:	American, Delta, Northwest, TWA, Southwest, United, USAir, Nashville Eagle, ComAir, USAir Express, American Eagle
Daily Arrivals & Departures:	570

UTILITIES

Electricity

Company serving **Bowling Green and a portion of Warren County** -
Bowling Green Municipal Utilities
Source of power - Tennessee Valley Authority
For industrial rates contact:

Bowling Green Municipal Utilities
Electric Division
801 Center Street
Bowling Green, Kentucky 42102
(502) 782-1200

Company serving **Warren County** - Warren Rural Electric Cooperative
Corporation
Source of power - Tennessee Valley Authority
For industrial rates contact:

Warren Rural Electric Cooperative
Corporation
P.O. Box 1118
Bowling Green, Kentucky 42102
(502) 842-6541

Natural Gas

Company serving **Bowling Green** - Western Kentucky Gas Company
Source of supply - Texas Gas Transmission Corporation
For rates and supplies contact:

Western Kentucky Gas Company
P.O. Box 866
Owensboro, Kentucky 42302
(502) 685-8067

Public Water Supply

Company serving **Bowling Green** - Bowling Green Municipal Utilities
801 Center Street
P.O. Box 10300
Bowling Green, Kentucky 42102-7300
(502) 782-1200

Source -	Barren River
Treatment plant capacity -	22,500,000 gallons per day
Average daily consumption -	11,500,000 gallons
Peak daily consumption -	15,000,000 gallons
Storage capacity -	10,400,000 gallons
Water pressure -	45 psi to 90 psi

Bowling Green Municipal Utilities plans to construct a one million-gallon elevated storage tank, a new transmission main, and a pumping station during fiscal year 1994 at a cost of \$2,500,000.

Name of water district - Warren County Water District
P.O. Box 1118
Bowling Green, Kentucky 42102
(502) 842-0052

Area served - Warren County
Source of supply of treated water - Bowling Green Municipal Utilities
Amount of water that can be purchased - No specified limit
Source of raw water - Barren River
Capacity of treatment plant - 500,000 gallons per day
Average daily consumption - 3,663,096 gallons
Peak daily consumption - 5,214,220 gallons
Storage capacity - 4,065,000 gallons
Water pressure - 30 psi to 100 psi

The Warren County Water District completed a \$2,550,000 systems improvement project which included construction of three new tanks with a total combined storage capacity of 1.5 million gallons, 65 miles of new water lines ranging from 4-inch to 8-inch, and two new pumping stations.

Sewerage

Company serving Bowling Green - Bowling Green Municipal Utilities
801 Center Street
P.O. Box 10300
Bowling Green, Kentucky 42102-7300
(502) 782-1200

Design capacity - 8,400,000 gallons per day
Average daily flow - 6,000,000 gallons
Type of treatment - Secondary
Treated effluent discharged into - Barren River

Bowling Green Municipal Utilities is in the process of expanding its existing wastewater treatment plant and renovating the sewerage system. The expansion project will increase capacity from 8.4 million gallons per day to 10.6 million gallons per day. The renovation project will consist of line repairs and replacement of existing lines and extension to unserved areas. The \$9.5 million project is scheduled for completion in May 1993.

Name of sewer district - Warren County Water District-Sewer
Division
P.O. Box 1118
Bowling Green, Kentucky 42102
(502) 842-0052

Area served - Small portion of Warren County
Source of treatment facilities - Bowling Green Municipal Utilities
Average daily discharge - 407,000 gallons
Amount that can be discharged - 2,000,000 gallons per day
Treated effluent discharged into - Barren River

Warren County Water District-Sewer Division plans to extend sewer service to the city of Smiths Grove and its industrial area. An application is pending for financing the project.

CLIMATE

Warren County

Temperature

Normal (29-year record)	59.20 degrees
Average annual 1990	62.10 degrees
Record highest, July 1952 (51-year record)	107.00 degrees
Record lowest, January 1985 (51-year record)	-17.00 degrees
Normal heating degree days (29-year record) (Heating degree day totals are the sums of negative departures of average daily temperatures from 65 degrees F.)	3,756

Precipitation

Normal (29-year record)	48.49 inches
Mean annual snowfall (30-year record)	10.70 inches
Total precipitation 1990	47.09 inches
Mean number days precipitation (.01 inch or more) (49-year record)	118.60
Mean number days thunderstorms (49-year record)	53.30

Prevailing winds (through 1963)

South

Relative Humidity (25-year record)

Midnight	79 percent
6 a.m.	84 percent
Noon	57 percent
6 p.m.	61 percent

Source: U.S. Department of Commerce, Environmental Science Services Administration, Climatological Data, 1990. Station of record: Nashville, Tennessee.

LOCAL GOVERNMENT

Structure

The City of Bowling Green is governed by a mayor, four commissioners, and a full-time city manager. The mayor is elected to a four-year term while the commissioners each serve two-year terms. Warren County is governed by a county judge/executive and six magistrates. Each county official serves a four-year term.

Planning and Zoning

Joint agency - City-County Planning Commission of Warren County

Participating cities - Bowling Green, Plum Springs, Smiths Grove,
Woodburn

Zoning enforced - All areas

Subdivision regulations enforced - All areas

Local codes enforced - Building in all areas

Mandatory state codes enforced - Kentucky Plumbing Code, National

Electric Code, Kentucky Boiler Regulations and Standards, Kentucky

Building Code (modeled after BOCA code)

Local Fees and Licenses

The City of Bowling Green levies a one and one-half percent occupational license tax on wages, salaries, and commissions of individuals and on net profits of businesses within the city.

The Warrren County School District levies a one-half of one percent occupational license tax on wages, salaries, and commissions of individuals employed within the school district and on net profits of businesses within the district. Non-residents employed within the school district are exempt from this tax.

PROPERTY TAXES

The Kentucky Constitution requires the state to tax all classes of taxable property, and state statutes allow local jurisdictions to tax only a few classes. All locally taxed property is subject to county taxes and school district taxes (either a county school district or an independent school district). Property located inside of city limits may also be subject to city property taxes.

Special local taxing jurisdictions (fire protection districts, watershed districts, and sanitation districts) levy taxes within their operating areas (usually a small portion of community or county).

Property assessments in Kentucky are at 100% fair cash value. A 15% reduction is automatically granted for accounts receivable.

STATE PROPERTY TAX RATES PER \$100 VALUATION

<u>Selected Classes of Property</u>	<u>1991 State Rate</u>	<u>Local Taxation Permitted</u>
Real Estate	\$0.187	YES
Manufacturing Machinery	0.150	NO
Pollution Control Equipment	0.150	NO
Inventories		
Raw Materials	0.050	NO
Goods in Process	0.050	NO
Finished Goods	0.050	YES
Motor Vehicles	0.450	YES
Other Tangible Personal Property	0.450	YES
Intangibles (Accounts Receivable, Money on Hand)	0.250	NO

LOCAL PROPERTY TAX RATES PER \$100 VALUATION, 1991

<u>Taxing Jurisdiction</u>	<u>Real Estate</u>	<u>Finished Goods & Tangibles</u>	<u>Motor Vehicles</u>
Warren County	\$0.124	\$0.162	\$0.162
School Districts:			
Bowling Green	0.622	0.622	0.602
Independent			
Warren County	0.267	0.267	0.540
Cities:			
Bowling Green	0.242	0.260	0.260

EDUCATION

Public Schools

	Bowling Green Independent	Warren County
Total Enrollment (Fall, 1991)	3,413	9,789
Accreditation	Southern Association of College and Schools	Southern Association of Colleges and Schools
Pupil-Teacher Ratio (1990-91)	16.7-1	18.5-1
Percent High School Graduates to College (1990-91)	75.3	56.7
Expenditures Per Pupil (1990-91)	\$3,271.44	\$3,152.20

Recent improvements at the Warren County School System include: construction of Greenwood High School and Natcher Elementary School, and a renovation and expansion of Warren East High School. Total combined cost of projects were \$21 million.

The Bowling Green Independent School System recently constructed a new academic and athletic building at the high school at a cost of \$3,370,000.

Nonpublic Schools

<u>School</u>	<u>Enrollment</u>	<u>Grades</u>
Anchored Christian School	40	9-12
St. Joseph Elementary	265	PS-8

Area Colleges and Universities

<u>Name</u>	<u>Location (Miles distant)</u>	<u>Enrollment (Fall, 1991)</u>
Western Kentucky University	Bowling Green, Kentucky	15,767
Davidson Technical College	Bowling Green, Kentucky	175
Draughons Junior College	Bowling Green, Kentucky	150
Austin Peay State University	Clarksville, Tennessee (62)	6,426
Belmont College	Nashville, Tennessee (62)	2,821
David Lipscomb College	Nashville, Tennessee (62)	2,257
Fisk University	Nashville, Tennessee (62)	912
Free Will Baptist Bible College	Nashville, Tennessee (62)	281
Meharry Medical College	Nashville, Tennessee (62)	606
Trevecca Nazarene College	Nashville, Tennessee (62)	1,591
Tennessee State University	Nashville, Tennessee (62)	7,405
Vanderbilt University	Nashville, Tennessee (62)	9,581
Hopkinsville Community College	Hopkinsville, Kentucky (65)	3,083

Western Kentucky University

Located on a hill overlooking the city of Bowling Green, the Western Kentucky University campus is acclaimed as one of the most beautiful in the nation. There are 66 major buildings on the approximately 200-acre main campus, with another 800 acres on the University Farm.

Western's undergraduate division provides four-year programs leading to the Bachelor of Arts, the Bachelor of Fine Arts, the Bachelor of Science, the Bachelor of Science in Nursing, and the Bachelor of Music degrees. Eighty-nine academic majors, 65 academic minors, and various pre-professional programs are available. Twenty-one associate degree programs are offered leading to the Associate of Arts degree, Associate of Science degree and Associate of Liberal Studies degree.

The Graduate College offers the Master of Arts, Master of Arts in Education, Master of Public Administration, Master of Science, Master of Music, and Master of Public Service. Western also offers the Specialist Degree in Rank I and Rank II programs. Joint doctoral degree programs are offered in cooperation with the University of Kentucky and with the University of Louisville.

The Department of Industrial Technology at Western Kentucky has an option under the Industrial Technology major in Computer Integrated Manufacturing Technology. The program encompasses the aspects of computer integration currently in progress in industry with a special emphasis on production techniques.

The University is in the process of constructing a new student health and activities center, and two new dormitories. The \$18 million projects are scheduled for completion by Fall 1992.

Draughons Junior College

Draughons Junior College, Bowling Green campus, offers Associate Degree and Diploma programs in Accounting, Business Management, Computer Science and Secretarial Science.

Draughons Junior College, Nashville, Tennessee, established in 1884, opened the Bowling Green branch campus in 1989.

Davidson Technical College

Davidson Technical College in Bowling Green is a branch campus of Davidson Technical College, Nashville, Tennessee. Opened in 1989, the Bowling Green campus of Davidson Technical College offers a Diploma Program in Medical Assisting.

Vocational Training

Vocational training is available at both the state vocational-technical schools and the area vocational education centers. The state vocational-technical schools are post-secondary institutions. The area vocational education centers are designed to supplement the curriculum of high school students. Both the state vocational-technical schools and the area vocational education centers offer evening courses to enable working adults to upgrade current job skills.

Arrangements can be made to provide training in the specific production skills required by an industrial plant. Instruction may be conducted either in the vocational school or in the industrial plant, depending upon the desired arrangement and the availability of special equipment.

Bluegrass State Skills Corporation

The Bluegrass State Skills Corporation, an independent public corporation created and funded by the Kentucky General Assembly, provides programs of skills training to meet the needs of business and industry from entry level to advanced training, and from upgrading present employees to retraining experienced workers.

The Bluegrass State Skills Corporation is the primary source for skills training assistance for a new or existing company. The Corporation works in partnership with other employment and job training resources and programs, as well as Kentucky's economic development activities, to package a program customized to meet the specific needs of a company.

<u>Vocational School</u>	<u>Location (Miles distant)</u>	<u>Cumulative Enrollment 1990-1991</u>
Bowling Green State Vocational- Technical School	Bowling Green	839
Kentucky Advanced Technology Center	Bowling Green	1,888
Allen County Area Vocational Education Center	Scottsville (25)	420
Russellville Area Vocational Education Center	Russellville (29)	305

OTHER LOCAL FACILITIES

Local Medical Personnel

Physicians - 160
Dentists - 63

Hospitals

<u>General Hospital</u>	<u>Location</u>	<u>Beds</u>
Greenview Hospital	Bowling Green	211
The Medical Center at Bowling Green	Bowling Green	388

Greenview Hospital

Medical staff -152 active staff physicians, 147 registered nurses,
38 licensed practical nurses

The Medical Center at Bowling Green

Medical staff - 157 physicians, 315 registered nurses, 41 licensed
practical nurses

Other Medical Facilities and Services

Barren River Comprehensive Care Center
Bowling Green-Warren County Health Center
Comprehensive Family Services
Graves-Gilbert Clinic
The Medical Center at Bowling Green Ambulance Service
Mediplax (45-bed long term rehabilitation hospital)
Reservoir Hill Care Centre
Rivendell of Kentucky (a 72-bed psychiatric hospital)
Urgent Care
Warren County Rescue Squad

Banks and Savings & Loan Associations

American National Bank and Trust Company
Bowling Green Bank and Trust Company
The Cumberland Federal Savings Bank
First Federal Savings and Loan Association
Fort Campbell Federal Credit Union
Republic Savings Bank
South Central Bank
Transfinancial Bank
WKU Credit Union

Newspapers

Park City Daily News (daily)

Telephone Service

South Central Bell

RECREATION

Local

The City of Bowling Green and Warren County each maintain full-time recreation departments which provide 700 acres of public parks and facilities. Both parks' departments provide various leagues, tournaments, instructional programs, crafts and other activities.

The Bowling Green Parks and Recreation Department maintains 17 parks consisting of 535 acres, which include an 18-hole golf course and two nine-hole golf courses, tennis courts, soccer/football/softball/baseball fields, volleyball courts, basketball courts, swimming pool, plus picnic and playground facilities and two community centers. In the next four to eight years the park system will build one community center, a 50-meter swimming pool and obtain property for two additional park sites for the citizens.

The Warren County Parks and Recreation Department oversees 165 acres of parks, 45 acres of which are community parks maintained by the county. Facilities include softball/baseball fields, tennis courts, football/soccer field, BMX track, junior archery range, junior rifle range, picnic areas, playgrounds and a community center.

The Capitol Arts Center presents live theatre, dance and music by professional touring companies and local art groups. The renovated movie theatre has an 850-seat capacity plus is home of the Houchens Art Gallery. Public Theatre of Kentucky offers performances by a professional theatrical group. Other facilities open to the public include 14 movie theatres, two bowling alleys, and the Beech Bend International Raceway. The Raceway is an NHRA sanctioned track which hosts several national drag racing championships.

Places of historical interest in Bowling Green are Mariah Moore House, built in 1818 by the city's founding father, Robert Moore; Fountain Square Park, the original hub of community activities; and Hobson House, used as a Confederate munitions magazine during the Civil War.

Two private country clubs are located in Bowling Green. Each has an 18-hole golf course, swimming pools, and tennis courts. Other private facilities include a nine-hole golf course, two private swim clubs, a racquetball club, an indoor tennis club and several spas.

Western Kentucky University is the focal point for many cultural, sporting, and educational activities. Hardin Planetarium, the largest in the state, is located at the university. The Kentucky Museum houses an outstanding collection of materials on the history of Kentucky. Lecture series and university drama and music productions are popular attractions. The art gallery in the Ivan Wilson Center for Fine Arts has outstanding revolving exhibits.

Area (within 70 miles)

Dueling Grounds Race Course
Barren River Lake State Resort Park
Mammoth Cave National Park
Nolin River Lake
Jefferson Davis Monument State Historic Site
Rough River Dam State Resort Park
Lake Malone State Park

COMMUNITY IMPROVEMENTS

Bowling Green re-certified as a "Kentucky Certified City" in 1991, and is distinguished as a gold award winner recognizing nine consecutive years of certification. Re-certification is based on achievement in the following areas: existing industry assistance, small business assistance, educational resources, and community development factors of health care, public safety, arts and culture, recreation, governmental awareness and resources. In addition to receiving the 1991 Gold Award, Bowling Green was recognized as a Hall of Fame community. This newly created category not only demonstrates that a community is adequately prepared for immediate growth, but also that the community has analyzed emerging economic trends, and has set about planning for the future. The Certified Cities Program is sponsored by the Kentucky Chamber of Commerce.

Recent

Cello Bag, which manufactures printed polyethylene roll stock and printed bags, recently located operations in Bowling Green employing 52 persons. Woodwork of Mid-America also initiated operations in Bowling Green. The plant employs 220 persons and manufactures architectural woodwork and retail store fixtures. Total combined investment approximated \$22 million.

The Bowling Green community recently announced three new manufacturing facilities which will locate in the city. James River (Dixie Division) will manufacture paper plates and cups; Motor Wheel will produce wheels for the auto industry; and American Oak Products will make oak furniture. These projects will represent a total investment of \$61 million and create approximately 550 new jobs.

Approximately six manufacturing firms expanded its existing facilities from 1990 to 1992, representing a total investment of \$10 million.

The Warren County Water District completed a \$2,550,000 systems improvement project which included construction of three new tanks with a total combined storage capacity of 1.5 million gallons, 65 miles of new water lines ranging from 4-inch to 8-inch, and two new pumping stations.

Recent improvements at the Warren County School System include: construction of Greenwood High School and Natcher Elementary School, and a renovation and expansion of Warren East High School. Total combined cost of projects were \$21 million.

The Bowling Green Independent School System recently constructed a new academic and athletic building at the high school at a cost of \$3,370,000.

Greenview Hospital recently completed several improvements including: the opening of a new outpatient emergency department, a renovation of the radiology/imaging department, a new cardiac catheterization lab, an open heart surgery program, lithotripsy service for kidney stone treatment, and national accreditation for both mammography service and sleep diagnostic service.

Recent improvement projects at The Medical Center at Bowling Green include: a renovation and 49,000-square-foot expansion of the outpatient services center and the addition of a second cardiac catheterization laboratory.

Under Way

Bowling Green Municipal Utilities is in the process of expanding its existing wastewater treatment plant and renovating the sewerage system. The expansion project will increase capacity from 8.4 million gallons per day to 10.6 million gallons per day. The renovation project will consist of line repairs and replacement of existing lines and extension to unserved areas. The \$9.5 million project is scheduled for completion in May 1993.

Construction at the 300-acre Hartland development is under way. The project includes an Embassy Suites Hotel and convention center, and an 18-hole golf course. The \$23 million development is scheduled for completion in 1994.

Western Kentucky University is in the process of constructing a new student health and activities center, and two new dormitories. The \$18 million projects are scheduled for completion by Fall 1992.

Construction of a \$5 million building which will house the Kentucky Advanced Technology Center, is under way.

Planned

Bowling Green Municipal Utilities plans to construct a one million-gallon elevated storage tank, a new transmission main, and a pumping station during fiscal year 1994 at a cost of \$2,500,000.

Warren County Water District-Sewer Division plans to extend sewer service to the city of Smiths Grove and its industrial area. An application is pending for financing the project.

Plans are under way for the construction of a four-lane highway extending from Bowling Green west to Cadiz which would connect Interstates 65 and 24.

The Bowling Green-Warren County Airport will receive \$1 million for construction of a full instrument landing system and \$700,000 for acquisition of land. In addition, the airport will be designated as an auxiliary flight station effective late 1992.

The City of Bowling Green plans to construct a new 13,000-square-foot police station. The facility is scheduled for construction during the summer of 1993 at an approximate cost of \$1.5 million.

Plans for the National Corvette Museum have been announced. Construction will start in June 1992 and be completed by Summer 1993 at an approximate cost of \$12 million.