

1996

Industrial Resources: Scott County - Georgetown

Kentucky Library Research Collections
Western Kentucky University, spcol@wku.edu

Follow this and additional works at: https://digitalcommons.wku.edu/scott_cty



Part of the [Business Administration, Management, and Operations Commons](#), [Growth and Development Commons](#), and the [Infrastructure Commons](#)

Recommended Citation

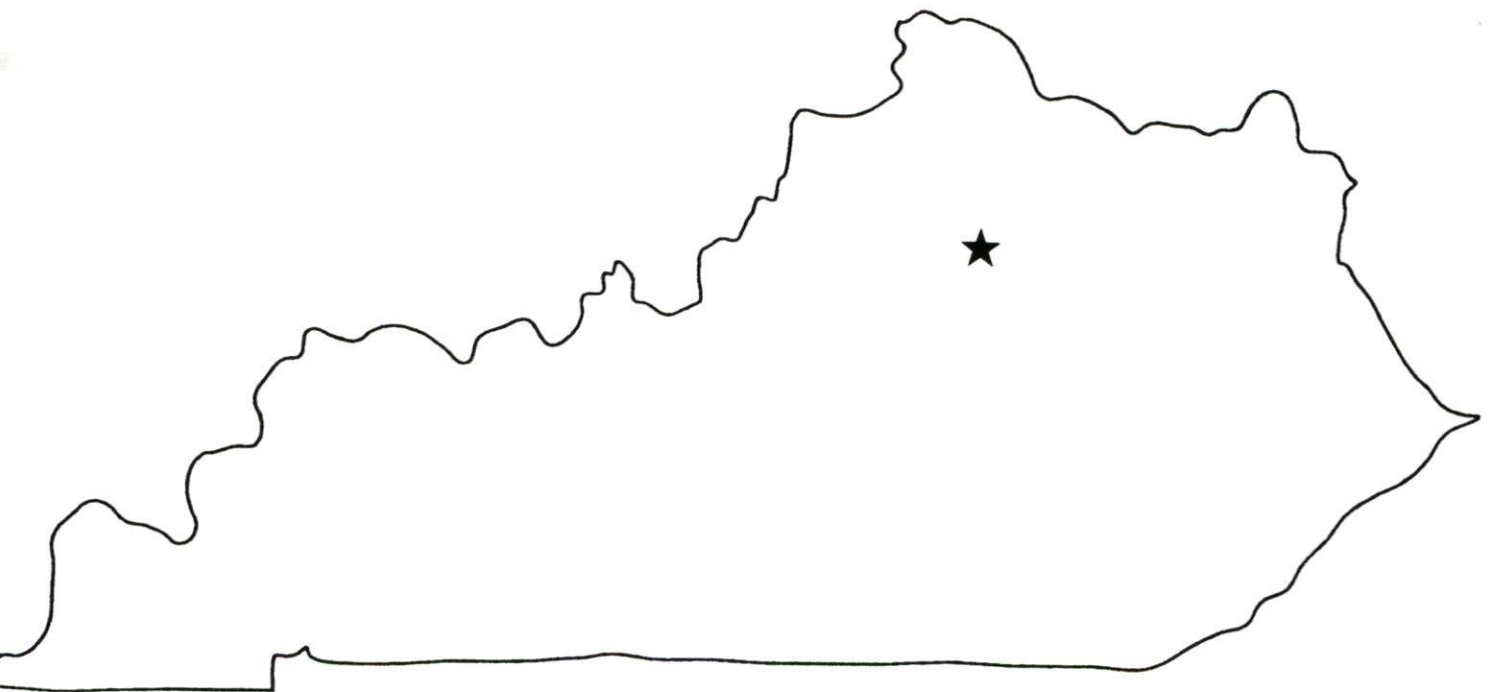
Kentucky Library Research Collections, "Industrial Resources: Scott County - Georgetown" (1996). *Scott County*. Paper 4.
https://digitalcommons.wku.edu/scott_cty/4

This Report is brought to you for free and open access by TopSCHOLAR®. It has been accepted for inclusion in Scott County by an authorized administrator of TopSCHOLAR®. For more information, please contact topscholar@wku.edu.

Kentucky

**Resources For
Economic Development**

Georgetown



Prepared by
The Kentucky Cabinet for Economic Development
Division of Research
in cooperation with
Georgetown-Scott County Chamber of Commerce
and
Scott County United, Inc.

1996

Division Director - Rene' True; program manager - Keith Roberts; research - Debbie Kimbrough; clerical - Wanda Sharp; graphics - Robert Owens. Cost of printing paid from state funds.

TABLE OF CONTENTS

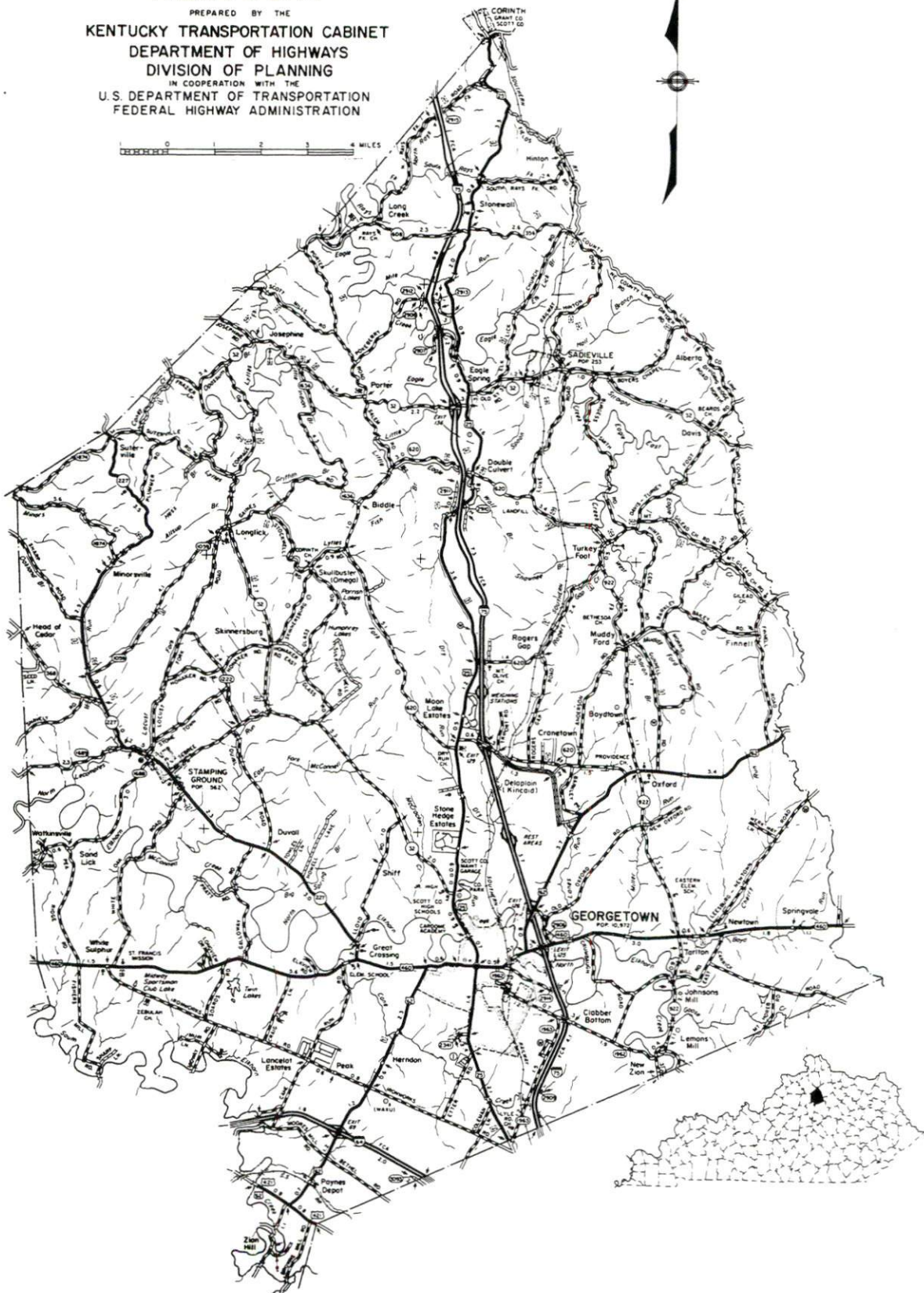
| <u>Chapter</u> | <u>Page</u> |
|--|-------------|
| GEORGETOWN, KENTUCKY-A RESOURCE PROFILE..... | 1 |
| THE LABOR MARKET STATISTICS..... | 2 |
| Labor Market Area Map..... | 2 |
| Population..... | 3 |
| Population Projections..... | 3 |
| Estimated Labor Supply..... | 3 |
| Labor Force Characteristics of Residents, 1995..... | 4 |
| Selected Components of Nonagricultural Employment, by Place of Work, 1994..... | 5 |
| Per Capita Personal Income..... | 6 |
| Average Placement Wages..... | 7 |
| Average Weekly Wages of Workers Covered by Unemployment Insurance 1994 - Bar Chart..... | 8 |
| Average Weekly Wages by Industry, by Place of Work, 1994..... | 9 |
| EXISTING INDUSTRY..... | 10 |
| Major Georgetown Manufacturing Firms, Their Products and Employment..... | 10 |
| Recent Industrial Developments..... | 11 |
| Other Major Non-Manufacturing Employers..... | 11 |
| Labor Organizations in Manufacturing Firms..... | 12 |
| Selected Industrial Services..... | 12 |
| TRANSPORTATION..... | 13 |
| Highways..... | 13 |
| Truck Service..... | 13 |
| Selected Market Location Map..... | 14 |
| Rail..... | 15 |
| Air..... | 15 |
| UTILITIES..... | 16 |
| Electricity..... | 16 |
| Natural Gas..... | 16 |
| Public Water Supply..... | 17 |
| Sewerage..... | 17 |
| CLIMATE..... | 18 |

| <u>Chapter</u> | <u>Page</u> |
|--|-------------|
| LOCAL GOVERNMENT..... | 19 |
| Structure..... | 19 |
| Planning and Zoning..... | 19 |
| Local Fees and Licenses..... | 19 |
| State and Local Property Taxes..... | 20 |
| EDUCATION..... | 21 |
| Public Schools..... | 21 |
| Nonpublic Schools..... | 21 |
| Area Colleges and Universities..... | 21 |
| Vocational Training..... | 22 |
| OTHER LOCAL FACILITIES..... | 24 |
| Local Medical Personnel..... | 24 |
| Hospitals..... | 24 |
| Other Medical Facilities and Services..... | 24 |
| Banks and Savings & Loan Associations..... | 24 |
| Newspapers..... | 24 |
| Telephone Service..... | 24 |
| RECREATION..... | 25 |

GENERAL HIGHWAY MAP
SCOTT COUNTY
KENTUCKY

PREPARED BY THE
KENTUCKY TRANSPORTATION CABINET
DEPARTMENT OF HIGHWAYS
DIVISION OF PLANNING
IN COOPERATION WITH THE
U.S. DEPARTMENT OF TRANSPORTATION
FEDERAL HIGHWAY ADMINISTRATION

0 1 2 3 4 MILES



GEORGETOWN, KENTUCKY - A RESOURCE PROFILE

Georgetown, the county seat of Scott County, is located in central Kentucky's scenic Blue Grass Region, an area famous for its many beautiful horse farms and low rolling hills. Located only two miles from Interstate 75 and nine miles from Interstate 64, Georgetown is ideally situated for easy highway access. Georgetown is located 16 miles north of Lexington, Kentucky; 79 miles east of Louisville, Kentucky; and 64 miles south of Cincinnati, Ohio. Georgetown was named a "Hall of Fame Kentucky Certified City" in 1993 based upon progress in community and economic development, and had an estimated 1994 population of 12,926 persons.

Scott County, which covers a land area of 285 square miles, had an estimated 1994 population of 26,795 persons.

The Economic Framework - The total number of Scott County residents employed in 1995 averaged 14,303. In 1994, manufacturing firms in the county reported 7,694 employees; wholesale and retail trade provided 2,631 jobs; 2,816 people were employed in service occupations; state and local government accounted for 1,262 employees; and contract construction firms provided 578 jobs.

Labor Supply - There is a current estimated labor supply of 10,154 persons available for industrial jobs in the labor market area. In addition, from 1997 through 2001, 24,953 young persons in the area will become 18 years of age and potentially available for industrial jobs.

Transportation - U.S. Highways 25, 62, and 460 are "AAA"-rated trucking highways serving Georgetown, and two interchanges of Interstate 75 are only two miles east of the city. Interstate 64 is accessible nine miles south of Georgetown. Thirty-one common carrier trucking companies provide interstate and/or intrastate service. The Norfolk Southern Corporation provides daily rail freight and intermodal service to Georgetown. The nearest scheduled commercial airline service is available at Blue Grass Airport near Lexington, 18 miles south. Marshall Field (Georgetown-Scott County Airport), located seven miles east of the city, maintains a 4,000-foot paved runway.

Power and Fuel - Kentucky Utilities Company, an electric power generation and transmission company, provides electricity to Georgetown and parts of Scott County. The remainder of the county is served by East Kentucky Power through the Harrison Rural Electric Cooperative Corporation and the Owen Electric Cooperative. Columbia Gas of Kentucky provides natural gas service to Georgetown.

Education - The Scott County Public School System provides primary and secondary education in Scott County. One nonpublic school operates in the county. Georgetown College is a coeducational, liberal arts college conferring Baccalaureate and Masters degrees, as well as offering a Rank I program. There are seven other institutions of higher learning within 40 miles of Georgetown. The nearest vocational training is available at the Kentucky Tech Central Campus, the Fayette County South Area Vocational Education Center, and the Fayette County East Area Vocational Education Center, all located in Lexington, Kentucky, 16 miles south of Georgetown.

LABOR MARKET STATISTICS

The Georgetown Labor Market Area includes Scott County and the adjoining Kentucky counties of Bourbon, Fayette, Franklin, Grant, Harrison, Owen, and Woodford.

POPULATION

| | <u>1994*</u> | <u>1990</u> | <u>1980</u> | <u>1970</u> |
|-------------------|--------------|-------------|-------------|-------------|
| Labor Market Area | 395,249 | 373,587 | 342,389 | 291,289 |
| Georgetown | 12,926 | 11,414 | 10,972 | 8,629 |
| Scott County | 26,795 | 23,867 | 21,813 | 17,948 |

*Population estimates.

Source: U.S. Department of Commerce, Bureau of the Census.

POPULATION PROJECTIONS

| | <u>2000</u> | <u>2010</u> | <u>2020</u> |
|-------------------|-------------|-------------|-------------|
| Labor Market Area | 431,354 | 476,349 | 516,652 |
| Scott County | 29,558 | 33,016 | 35,856 |

Note: Population projections are from High Growth Series forecast.

Source: University of Louisville, Urban Studies Center, State Data Center.

ESTIMATED LABOR SUPPLY

| | <u>Current</u> | | | <u>Future</u> |
|--------------------|----------------|-------------------|---------------------------|--|
| | <u>Total</u> | <u>Unemployed</u> | <u>Not in Labor Force</u> | <u>Becoming 18 years of age 1997 thru 2001</u> |
| Labor Market Area* | 10,154 | 7,862 | 2,292 | 24,953 |
| Scott County | 502 | 502 | 0 | 1,925 |

* Additional workers may be drawn from other nearby counties.

Note: Unemployed - persons unemployed and actively seeking work; Not in Labor Force - represents the number of persons who would enter the labor force if suitable employment were available (based on the assumption that persons in Kentucky would like to participate in the labor force in the same proportion that they do nationally). Underemployed persons (employed only 14 to 26 weeks during the year) are no longer included in labor surplus estimates.

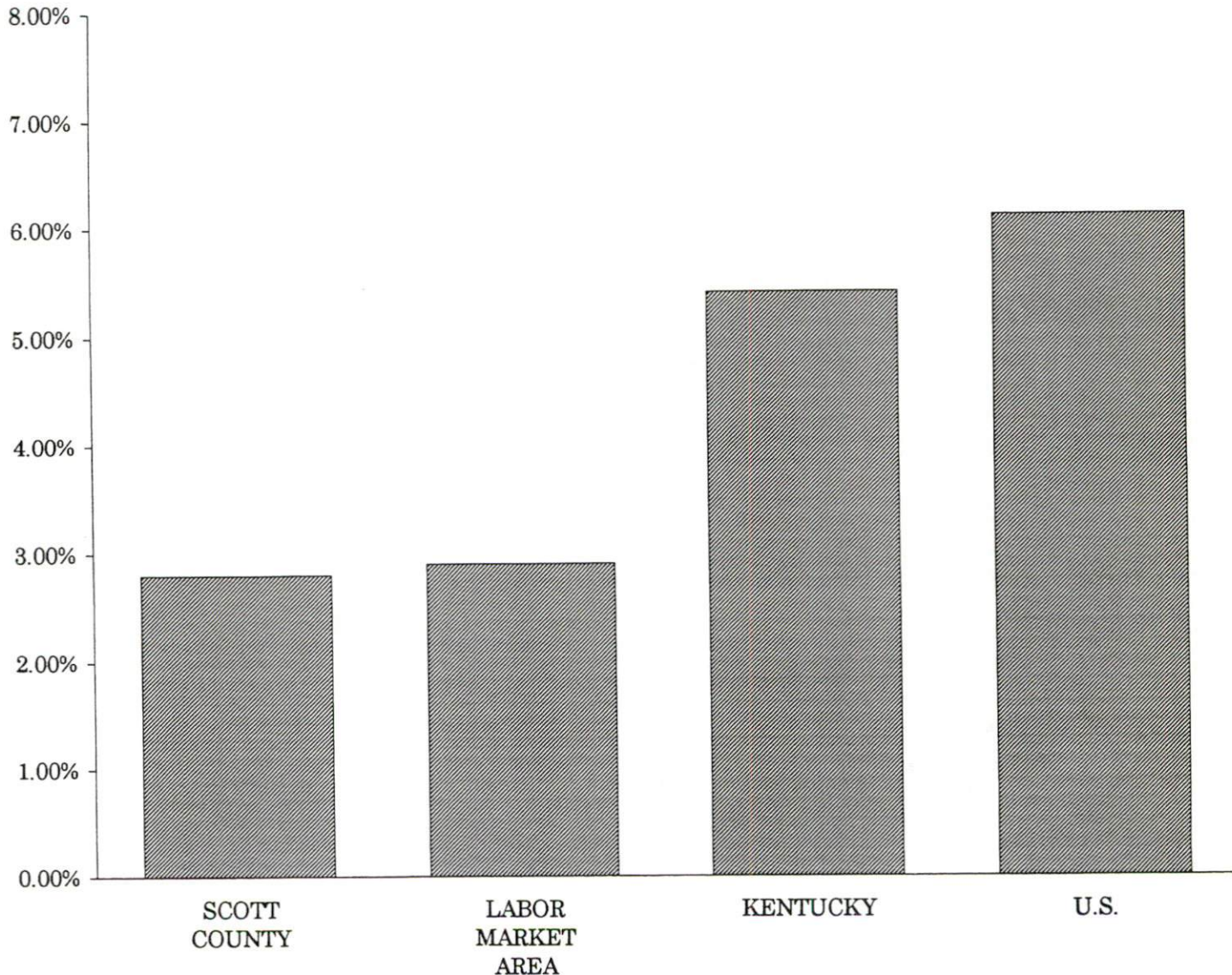
Sources: Kentucky Cabinet for Human Resources, Kentucky Labor Surplus Estimates by County, 1994. Kentucky Cabinet for Economic Development, Future Labor Supply Becoming 18 Years of Age, 1997 thru 2001.

LABOR FORCE CHARACTERISTICS OF RESIDENTS, 1995

| | <u>Scott County</u> | <u>Labor Market Area</u> |
|--------------------------|---------------------|--------------------------|
| Civilian Labor Force | 14,719 | 219,046 |
| Employment | 14,303 | 212,774 |
| Unemployment | 416 | 6,272 |
| Rate of Unemployment (%) | 2.8 | 2.9 |

Source: Kentucky Workforce Development Cabinet, Kentucky Labor Force Estimates, Annual Averages 1995.

UNEMPLOYMENT RATES 1995



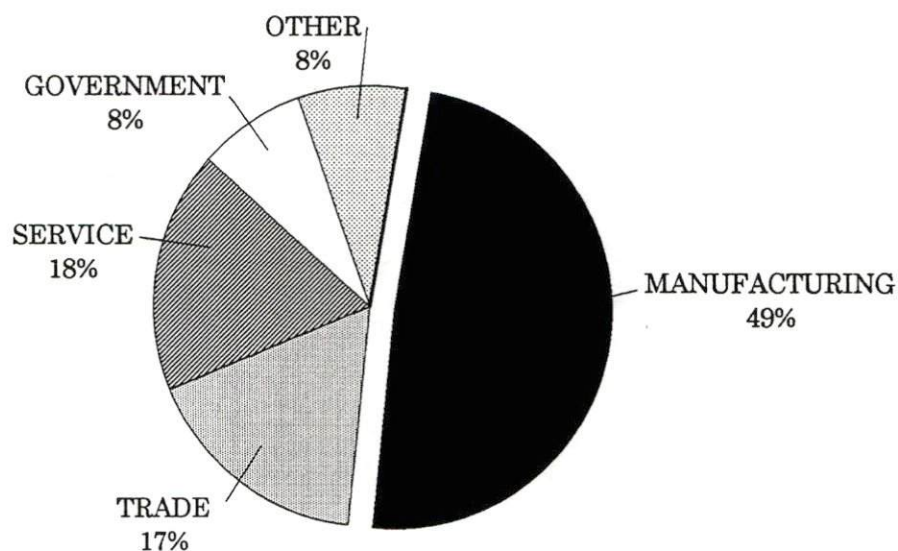
SELECTED COMPONENTS OF NONAGRICULTURAL EMPLOYMENT
BY PLACE OF WORK, 1994

| | <u>Scott County</u> | <u>Labor Market Area</u> |
|--------------------------|---------------------|--------------------------|
| All Industries (total) | 15,792 | 215,721 |
| Manufacturing | 7,694 | 37,356 |
| Wholesale & Retail Trade | 2,631 | 50,945 |
| Services | 2,816 | 51,760 |
| State/Local Government | 1,262 | 42,558 |
| Contract Construction | 578 | 9,668 |

Note: Excludes domestic workers, railway workers, certain nonprofit corporations, majority of federal government workers, and self-employed workers.

Source: Kentucky Cabinet for Human Resources, Average Monthly Workers Covered by Kentucky Unemployment Insurance Law, 1994.

SCOTT COUNTY

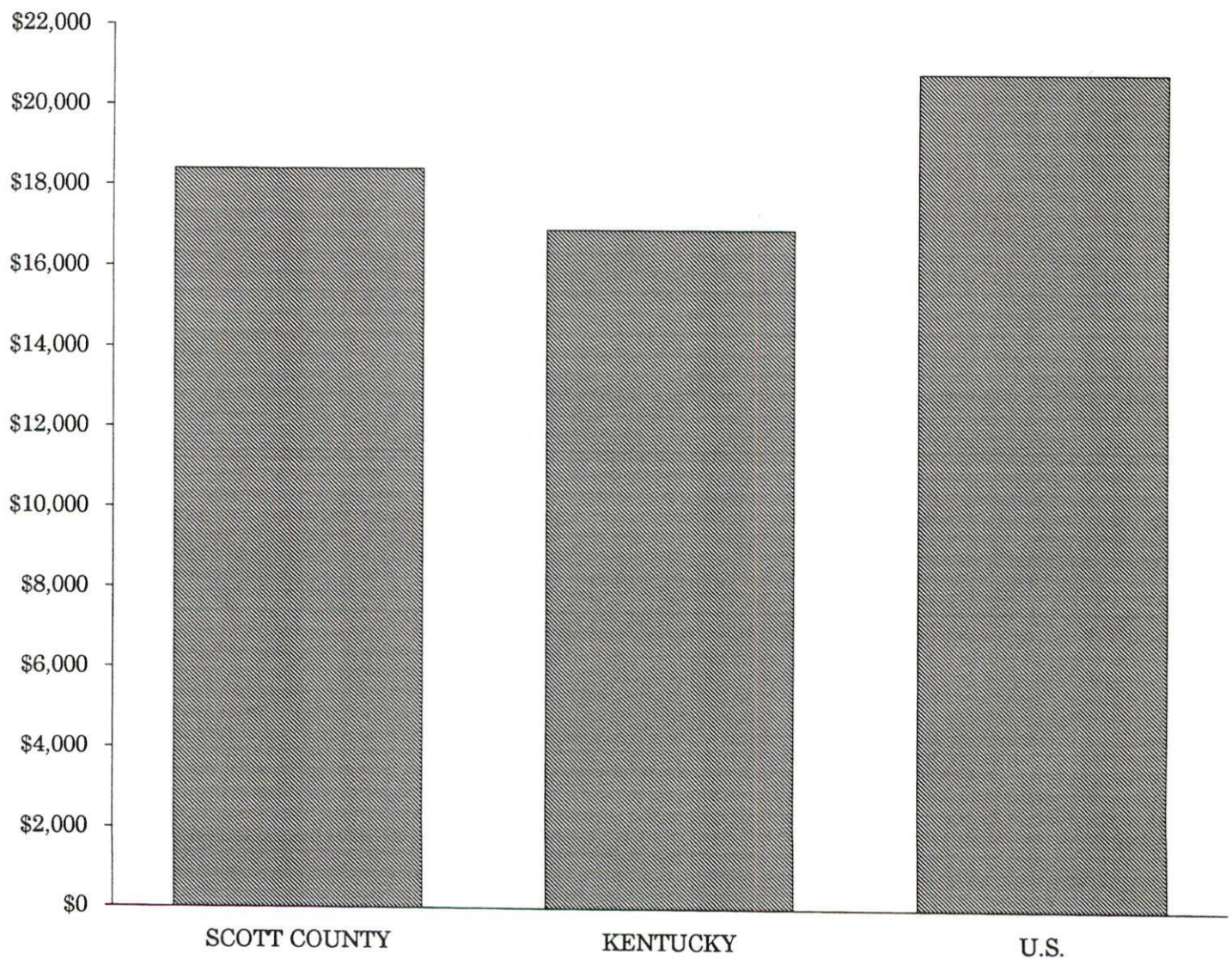


PER CAPITA PERSONAL INCOME

| <u>Area</u> | <u>1989</u> | <u>1993</u> | <u>Percent Change</u> |
|----------------------------|---------------------|---------------------|-----------------------|
| Scott County | \$14,704 | \$18,410 | 25.2 |
| Labor Market Area Range | \$10,483 - \$19,594 | \$13,470 - \$22,285 | - |
| Kentucky | \$13,756 | \$16,889 | 22.8 |
| U.S. | \$17,690 | \$20,800 | 17.6 |

Source: U.S. Department of Commerce, Bureau of Economic Analysis, Regional Economic Information System.

PER CAPITA PERSONAL INCOME 1993



AVERAGE PLACEMENT WAGES

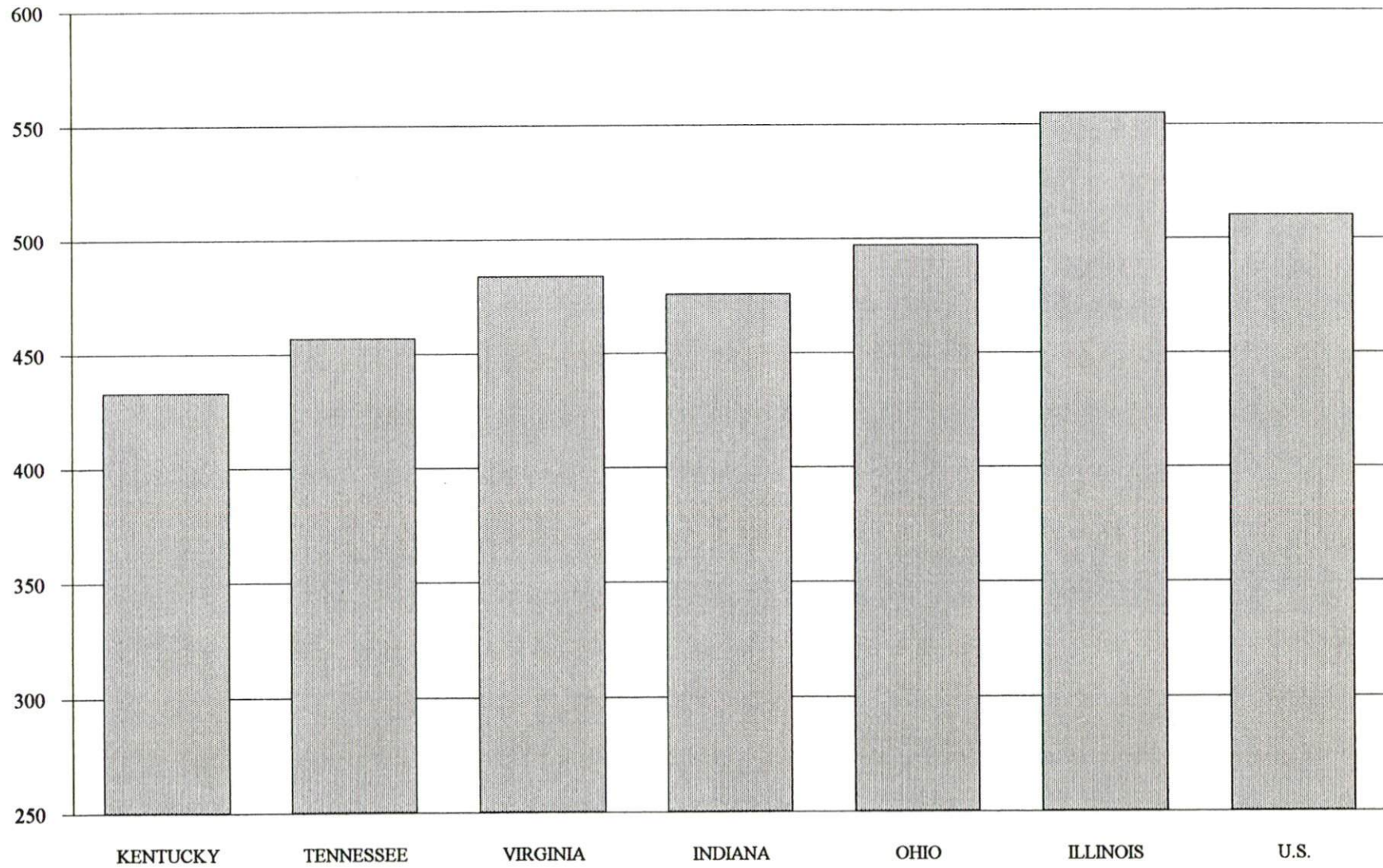
Scott County is served by the Georgetown local office of the Kentucky Department for Employment Services. The focus of the following data is on job placements made by the Georgetown local office and may therefore be used as an indicator of the wages which employers in the area pay new employees. During the twelve months which ended on June 30, 1995, the local employment office filled 2,853 job openings in various occupational categories. The average hourly wage for selected occupational categories were:

| <u>OCCUPATIONAL CATEGORY</u> | <u>NUMBER OF PLACEMENTS</u> | <u>AVERAGE WAGE(\$)</u> |
|---------------------------------------|---------------------------------|-----------------------------|
| All Occupations | 2,853 | 6.30 |
| Clerical | 91 | 5.55 |
| Sales | 15 | 4.67 |
| Services (excluding domestic) | 881 | 6.44 |
| Agricultural, Fishery, Forestry, etc. | 26 | 4.66 |
| Processing | 146 | 5.97 |
| Machine Trades | 236 | 6.33 |
| Bench Work | 1,065 | 6.04 |
| Structural | 53 | 8.11 |
| Motor Freight/ Transportation | 32 | 11.07 |
| Packaging and Materials Handling | 244 | 7.11 |
| Other | 1 | 8.00 |

The Georgetown local office also serves Bourbon, Harrison, and Nicholas County. The above occupational categories are taken from the Dictionary of Occupational Titles published by the U.S. Department of Labor.

Source: Kentucky Cabinet for Human Resources, Department for Employment Services.

**AVERAGE WEEKLY WAGES OF WORKERS COVERED BY
UNEMPLOYMENT INSURANCE - 1994**



AVERAGE WEEKLY WAGES BY INDUSTRY
BY PLACE OF WORK, 1994*

| | <u>Scott County</u> | <u>Kentucky (Statewide)</u> | <u>Tennessee</u> | <u>Virginia</u> |
|---|-------------------------|---------------------------------|------------------|-----------------|
| All Industries | \$582.15 | \$432.45 | \$457.00 | \$484.00 |
| Mining & Quarrying | N/A | 724.79 | 638.00 | 721.00 |
| Contract Construction | 517.99 | 457.02 | 485.00 | 476.00 |
| Manufacturing | 849.09 | 560.04 | 540.00 | 565.00 |
| Transportation, Communications & Public Utilities | 717.30 | 573.31 | 588.00 | 673.00 |
| Wholesale & Retail Trade | 253.56 | 297.57 | N/A | N/A |
| Finance, Insurance & Real Estate | 394.31 | 521.15 | 585.00 | 609.00 |
| Services | 271.54 | 385.62 | 434.00 | 501.00 |
| State/Local Government | 385.76 | 441.53 | N/A | N/A |
| | <u>Indiana</u> | <u>Ohio</u> | <u>Illinois</u> | <u>U. S.</u> |
| All Industries | \$476.00 | \$497.00 | \$555.00 | \$510.00 |
| Mining & Quarrying | 771.00 | 682.00 | 815.00 | 839.00 |
| Contract Construction | 538.00 | 549.00 | 681.00 | 544.00 |
| Manufacturing | 653.00 | 701.00 | 692.00 | 645.00 |
| Transportation, Communications & Public Utilities | 581.00 | 619.00 | 694.00 | 658.00 |
| Wholesale & Retail Trade | N/A | N/A | N/A | N/A |
| Finance, Insurance & Real Estate | 557.00 | 572.00 | 764.00 | 693.00 |
| Services | 400.00 | 433.00 | 501.00 | 483.00 |
| State/Local Government | N/A | N/A | N/A | N/A |

* Wages for U.S. and surrounding states rounded to nearest dollar.

N/A Not Available.

Note: The average weekly wage for each category includes the salaries and wages of all persons working for that type business. For example, the manufacturing category includes both production workers and administrative personnel. Excludes domestic workers, railway workers, certain nonprofit corporations, majority of federal government workers, and self-employed workers.

Sources: Kentucky Workforce Development Cabinet, Average Weekly Wages of Workers Covered by Kentucky Unemployment Insurance Law, 1994. U.S. Department of Labor, Bureau of Labor Statistics, Employment and Wages, Annual Averages, 1994, November 1995.

EXISTING INDUSTRY

MAJOR GEORGETOWN MANUFACTURING FIRMS; THEIR PRODUCTS AND EMPLOYMENT*

| <u>Firm</u> <u>(Establishment date)</u> | <u>Product</u> | <u>1996</u> <u>Average Employment</u> |
|---|---|--|
| C & D Products, Inc. (1984) | Wire containers | 75 |
| Carbide Products, Inc. (1943) | Boring tools, cutter blades, carbide tools & accessories | 38 |
| Federal Packaging Corporation (1958) | Plastic closures | 25 |
| Fosroc, Inc.: Celtite Mining & Tunneling Division (1981) | Resin cartridges, mine roof control, construction chemicals, packaged cementitious products | 100 |
| The GCA Group (Georgetown Cable & Assembly) (1962) | Electronic sub-assemblies and wiring harnesses | 250 |
| Georgetown Tool & Manufacturing, Inc. (1969) | Special machined parts, precision tooling | 22 |
| Hoover Wire Products (1965) | Automotive seating components, bed & furniture springs, miscellaneous wire fabricated products | 150 |
| International Crankshaft, Inc. (1990) | Auto crankshafts, steel forgings | 95 |
| Interstate Transformer Company (1982) | Electrical switch gear, transformers | 35 |
| Johnson Controls, Inc.: Auto Systems Group (1961) | Automotive seating assemblies | 818 |
| Johnson Controls/FoaMech (1993) | Automotive seating components | 310 |
| Louisville Forge and Gear Works (1995) | Crankshafts, gear blanks, steel forgings, steering knuckles | 300 |
| Monessan Hearth Systems (1994) | Ventless fireplaces | 100 |
| Nally & Gibson Georgetown, Inc. (1959) | Crushed limestone | 55 |
| Polycraft Tool (1987) | Machine shop | 20 |
| Ropak Corporation Materials Handling (1994) | Structural foam returnables and collapsible containers | 85 |
| Screw Machine Technologies (1996) | Machining | 50 |
| STM, Inc.: Russell Manufacturing Company (1971) | Tools, dies, jigs, fixtures, special machines | 25 |

(Continued)

| <u>Firm</u> <u>(Establishment date)</u> | <u>Product</u> | <u>1996</u> <u>Average Employment</u> |
|---|--|--|
| Superior Coatings Georgetown L.L.C. (1969) | Electroplating, metal finishing, nickel chrome and zinc dichromate plating | 75 |
| Toyota Motor Manufacturing U.S.A., Inc. (1987) | Two-door and four-door sedan automobiles, five-door station wagons, engines, axles | 7,000 |
| Toyota Tsusho, Inc. (1988) | Steel slitting | 150 |
| Trinity Industrial Corporation of America (1987) | Auto paint finishes, paint finishing systems, miscellaneous sheet metal products | 40 |
| Vuteq Corporation (1987) | Auto glass sub-assembly | 75 |
| Western Pacific Storage Systems (1989) | Gravity flow storage systems, metal shelving | 50 |

* Firms with 20 or more employees.

Sources: Kentucky Cabinet for Economic Development, Division of Research; Scott County United, Inc.

RECENT INDUSTRIAL DEVELOPMENTS

Nine Georgetown firms announced expansion plans in 1995 representing an investment of approximately \$30 million and creating over 180 jobs.

MAJOR NON-MANUFACTURING EMPLOYERS*

| <u>Firm</u> | <u>Type of business or service</u> | <u>Employment</u> |
|------------------------------|------------------------------------|-------------------|
| Atapco | Office product warehousing | 85 |
| Farmers Bank | Financial services | 65 |
| First National Bank | Financial services | 35 |
| Georgetown City Government | Government services | 210 |
| Georgetown College | Education | 250 |
| International Service, Inc. | Industrial cleaning | 120 |
| K-Mart | Retail department store | 25 |
| Kroger | Retail groceries | 25 |
| MPW | Industrial cleaning | 100 |
| New Image International | Vitamin distribution | 30 |
| Plant Services, Inc. | Industrial cleaning | 80 |
| Scott County Government | Government services | 185 |
| Columbia Hospital Georgetown | Medical care | 125 |
| Scott County School System | Education | 700 |
| Toyota Logistics, Inc. | Automotive supplies | 160 |
| Wal-Mart | Retail department store | 100 |
| Winn-Dixie | Retail groceries | 20 |

* Firms with 20 or more employees

Source: Scott County United, Inc.

LABOR ORGANIZATIONS IN MANUFACTURING FIRMS

There are no labor organizations representing workers in Scott County manufacturing firms at the present time.

SELECTED INDUSTRIAL SERVICES

| <u>Types of Services</u> | <u>Location</u> | <u>Mileage from Georgetown</u> |
|---------------------------|----------------------|------------------------------------|
| Custom Plastics Producers | Georgetown, Kentucky | - |
| Electric Motor Repair | Lexington, Kentucky | 16 |
| | Frankfort, Kentucky | 18 |
| Heat Treating Facilities | Georgetown, Kentucky | - |
| Industrial Waste Removal | Georgetown, Kentucky | - |
| Machine Shops, Tool & Die | Georgetown, Kentucky | - |
| Metal Castings | Cynthiana, Kentucky | 21 |
| Metal Finishers | Georgetown, Kentucky | - |
| Metal Service Centers | Lexington, Kentucky | 16 |
| Millwrights & Riggers | Lexington, Kentucky | 16 |

Source: Kentucky Cabinet for Economic Development, Division of Research.

TRANSPORTATION

Highways

Interstate 75, a major north-south corridor, has two interchanges locally, each two miles east of Georgetown. U.S. Highways 25, 62, and 460 are "AAA"-rated (80,000-pound gross load limit) trucking highways serving Georgetown. Access to Interstate 64, a major east-west highway, is available nine miles south of Georgetown via Interstate 75.

Construction of the Georgetown Bypass (extending from U.S. 25 to Frankfort Pike) is expected to be completed by mid 1996. Interstate 75 has been widened to six lanes from Georgetown to Lexington. The \$55 million project was completed in 1994.

HIGHWAY MILES FROM GEORGETOWN, KENTUCKY, TO SELECTED MARKET CENTERS

| City | Highway Miles | City | Highway Miles |
|----------------|------------------|-----------------|------------------|
| Atlanta, GA | 379 | Los Angeles, CA | 2,168 |
| Baltimore, MD | 549 | Louisville, KY | 79 |
| Birmingham, AL | 409 | Nashville, TN | 217 |
| Chicago, IL | 351 | New Orleans, LA | 731 |
| Cincinnati, OH | 64 | New York, NY | 713 |
| Cleveland, OH | 309 | Pittsburgh, PA | 343 |
| Detroit, MI | 322 | St. Louis, MO | 334 |
| Knoxville, TN | 187 | | |

Note: Mileage computations are via the best interstate or primary highways, not necessarily the most direct route of travel.

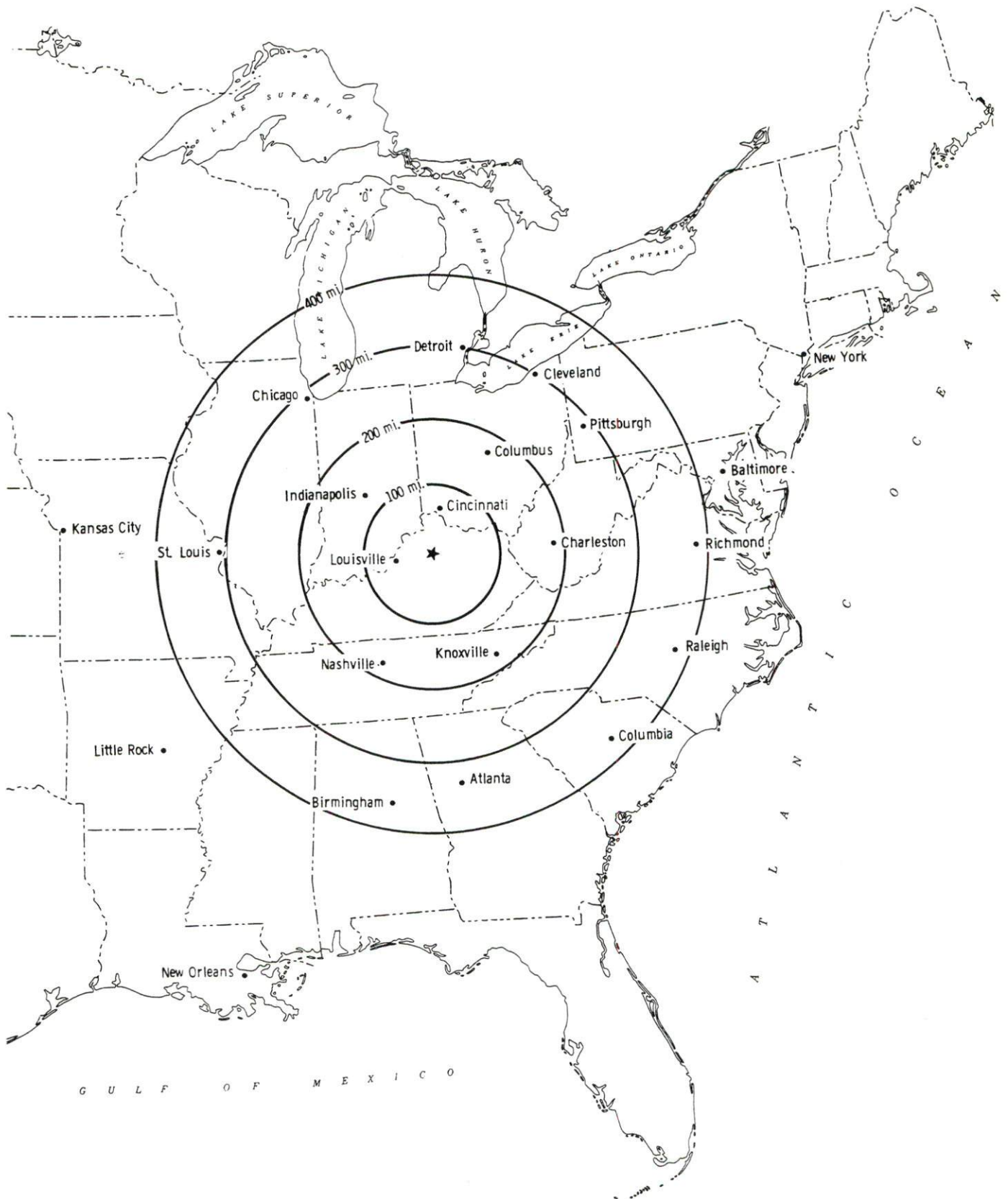
Sources: Rand McNally Standard Highway Mileage Guide, 1990. Official Kentucky Mileage Map, 1988.

Truck Service

Thirty-one common carrier trucking companies provide interstate and/or intrastate service to Georgetown.

Source: American Motor Carrier Directory, Spring 1996.

Selected Market Centers



Rail

Norfolk Southern Corporation provides main line rail service and intermodal facilities to Georgetown.

For details on routing, schedules, rates, and services contact:

Industrial Development Manager
Norfolk Southern Corporation
Industrial Development Department
The Tower Suite 2904
611 Commerce Street
Nashville, Tennessee 37203
(615) 254-3398

Air

Local

| | |
|-----------|---|
| | Marshall Field (Georgetown-Scott County Regional Airport) |
| Location: | 7 miles east of Georgetown |
| Runways: | 1 paved |
| Length: | 4,000 feet |
| Traffic | |
| Control: | Wind sock, unicom 122.9 or 123.0 |
| Lighting: | Lighted wind cone, rotating beacon, PAPI, REIL, MIRL, MITL |
| Services: | 100LL octane and jet-A fuels, tie-downs, flight instruction, major A & P repairs, rental car, ultralight and balloon training |

Nearest Scheduled Commercial Airline Service

| | |
|---------------------------------|--|
| | Blue Grass Airport |
| Location: | 4 miles west of Lexington, Kentucky; 18 miles south of Georgetown |
| Air Service: | ASA, Comair, Delta, Continental Express, Northwest Airlink, TW Express, United Express, USAir, USAir Express |
| Daily Arrivals & Departures: | 110 |

| | |
|---------------------------------|---|
| | Cincinnati/Northern Kentucky International Airport |
| Location: | 8 miles southwest of Covington, Kentucky; 58 miles north of Georgetown |
| Air Service: | American Eagle, Comair, Continental Express, Delta, MarkAir, Northwest Airlink, TWA, United, USAir, USAir Express |
| Daily Arrivals & Departures: | 900 |

UTILITIES

Electricity

Company serving **Georgetown and parts of Scott County** - Kentucky Utilities Company

Source of power - Kentucky Utilities Company

For industrial rates contact:

Economic Development Department
Kentucky Utilities Company
One Quality Street
Lexington, Kentucky 40507
(606) 255-2100

Company serving **parts of Scott County** - Harrison Rural Electric Cooperative Corporation and
Owen Electric Cooperative

Source of power - East Kentucky Power

For industrial rates contact:

Industrial Development Department
East Kentucky Power
P.O. Box 707
Winchester, Kentucky 40392-0707
(606) 744-4812

and/or

Harrison Rural Electric Cooperative
Corporation
P.O. Box 130
Cynthiana, Kentucky 41031
(606) 234-3131 or (800) 842-7481

and/or

Owen Electric Cooperative
510 South Main Street
Owenton, Kentucky 40359
(502) 484-3471 or (800) 372-7612

Natural Gas

Company serving **Georgetown** - Columbia Gas of Kentucky

Source of supply - Columbia Gas Transmission Corporation

For rates and supplies contact:

Economic Development Department
Columbia Gas of Kentucky
70 Fountain Place
Frankfort, Kentucky 40601
(502) 227-4998 Fax (502) 227-7645

Public Water Supply

Company serving **Georgetown** - Georgetown Municipal Water & Sewer Service
P.O. Box 653
Georgetown, Kentucky 40324
(502) 863-7816

Source - Royal Spring
Treatment plant capacity- 4,000,000 gallons per day
Source of treated water - Frankfort Electric and Water Plant Board
Amount that can be purchased - 1,000,000 gallons per day
Average daily consumption - 1,600,000 gallons
Peak daily consumption - 2,200,000 gallons
Storage capacity - 1,415,000 gallons
Water pressure - 30 psi to 100 psi

Company serving **Scott County** - Kentucky-American Water Company
2300 Richmond Road
Lexington, Kentucky 40502
(606) 268-6373

Source - Kentucky River and Jacobson Reservoir
Treatment plant capacity- 65,000,000 gallons per day
Average daily consumption - 40,000,000 gallons
Peak daily consumption - 63,900,000 gallons
Storage capacity - 15,840,000 gallons
Water pressure - 30 psi to 120 psi

Kentucky-American Water Company will complete a \$1.7 million water main extension project in Scott County in 1996 with another \$250,000 of extensions planned for each of the next five years. A \$3.3 million chemical feed renovation will be completed by September 1996.

Sewerage

Company serving **Georgetown** - Georgetown Municipal Water & Sewer Service
P.O. Box 653
Georgetown, Kentucky 40324
(502) 863-7816

Design capacity - Plant No. 1: 4,500,000 gallons per day
Plant No. 2: 2,300,000 gallons per day
Total: 6,800,000 gallons per day
Average daily flow - Plant No. 1: 2,300,000 gallons
Plant No. 2: 800,000 gallons
Total: 3,100,000 gallons
Type of treatment - Plant No. 1: Secondary
Plant No. 2: Tertiary
Treated effluent discharged into - Plant No. 1: North Elkhorn Creek
Plant No. 2: Lanes Run

CLIMATE

Scott County

Temperature

| | |
|--|----------------|
| Normal (30-year record) | 54.90 degrees |
| Average annual 1994 | 55.40 degrees |
| Record highest, July 1988 (50-year record) | 103.00 degrees |
| Record lowest, January 1963 (50-year record) | -21.00 degrees |
| Normal heating degree days (30-year record) | 4,783 |
| (Heating degree day totals are the sums of negative departures of average daily temperatures from 65 degrees F.) | |

Precipitation

| | |
|--|--------------|
| Normal (30-year record) | 44.55 inches |
| Mean annual snowfall (30-year record) | 15.90 inches |
| Total precipitation 1994 | 45.70 inches |
| Mean number days precipitation (.01 inch or more) (50-year record) | 129.70 |
| Mean number days thunderstorms (50-year record) | 44.40 |

Prevailing Winds (through 1963) South

Relative Humidity (31-year record)

| | |
|--------|-------------------------------|
| 1 a.m. | 78 percent * (30-year record) |
| 7 a.m. | 82 percent |
| 1 p.m. | 60 percent |
| 7 p.m. | 64 percent |

Source: U.S. Department of Commerce, Environmental Science Services Administration, Climatological Data, 1994. Station of record: Lexington, Kentucky.

LOCAL GOVERNMENT

Structure

The City of Georgetown is governed by a mayor and eight council members. The mayor is elected to a four-year term while the council members each serve two-year terms. Scott County is governed by a county judge/executive and three commissioners. Each county official serves a four-year term.

Planning and Zoning

Joint agency - Georgetown-Scott County Joint Planning Commission

Participating cities - Georgetown, Stamping Ground and Sadieville

Zoning enforced - In all areas

Subdivision regulations enforced - In all areas

Local codes enforced - Building and housing in all areas

Mandatory state codes enforced - Kentucky Plumbing Code, National Electric Code, Kentucky Boiler Regulations and Standards, Kentucky Building Code (modeled after BOCA code)

Local Fees and Licenses

The City of Georgetown levies a one percent occupational license tax on wages, salaries, and commissions of individuals and on net profits of businesses.

Scott County levies a one percent occupational license tax on wages, salaries, and commissions of individuals and on net profits of businesses. The first \$10,000 in net profits is exempt.

Motels and hotels in Scott County charge an additional three percent to room rates, with the proceeds going to the Georgetown/Scott County Tourism Commission.

The Scott County School District levies a one-half of one percent occupational license tax on wages, salaries, and commissions of individuals employed within the school district and on net profits of businesses within the district. Non-residents employed within the school district are exempt from this tax.

PROPERTY TAXES

The Kentucky Constitution requires the state to tax all classes of taxable property, and state statutes allow local jurisdictions to tax only a few classes. All locally taxed property is subject to county taxes and school district taxes (either a county school district or an independent school district). Property located inside of city limits may also be subject to city property taxes.

Special local taxing jurisdictions (fire protection districts, watershed districts, and sanitation districts) levy taxes within their operating areas (usually a small portion of community or county).

Property assessments in Kentucky are at 100% fair cash value. Accounts receivable are taxed at 85% of face value.

STATE PROPERTY TAX RATES PER \$100 VALUATION

| <u>Selected Classes of Property</u> | <u>1995 State Rate</u> | <u>Local Taxation Permitted</u> |
|---|----------------------------|-------------------------------------|
| Real Estate | \$0.167 | YES |
| Manufacturing Machinery | 0.150 | NO |
| Pollution Control Equipment | 0.150 | NO |
| Inventories | | |
| Raw Materials | 0.050 | NO |
| Goods in Process | 0.050 | NO |
| Finished Goods | 0.050 | YES |
| Motor Vehicles | 0.450 | YES |
| Other Tangible Personal Property | 0.450 | YES |
| Intangibles (Accounts Receivable, Money on Hand) | 0.250 | NO |

LOCAL PROPERTY TAX RATES PER \$100 VALUATION, 1995

| <u>Taxing Jurisdiction</u> | <u>Real Estate</u> | <u>Finished Goods & Tangibles</u> | <u>Motor Vehicles</u> |
|----------------------------|------------------------|---|---------------------------|
| Scott County | \$0.2000 | \$0.2370 | \$0.2740 |
| School Districts: | | | |
| Scott County | 0.3280 | 0.3280 | 0.5480 |
| Cities: | | | |
| Georgetown | 0.0710 | 0.1260 | 0.1680 |

EDUCATION

Public Schools

| | Scott County |
|--|---|
| Total Enrollment (Fall, 1994) | 4,982 |
| Accreditation | Southern Association of Colleges and Schools |
| Pupil-Teacher Ratio (1993-94) | 17.1-1 |
| Percent High School Graduates to College (1993-94) | 48.0 |
| Expenditures Per Pupil (1993-94) | \$4,014.17 |

By the fall of 1996, the Scott County School System will open a new high school (grades 10-12); renovate the ninth grade center adjacent to the high school; and relocate the middle school to the renovated former high school. Within the next three years, all elementary schools will be upgraded and a new elementary school will be built.

Nonpublic Schools

| <u>School</u> | <u>Enrollment</u> | <u>Grades</u> |
|---------------------|-------------------|---------------|
| St. John Elementary | 102 | PS-5 |

Area Colleges and Universities

| <u>Name</u> | <u>Location (Miles distant)</u> | <u>Enrollment (Fall, 1995)</u> |
|-----------------------------|-------------------------------------|------------------------------------|
| Georgetown College | Georgetown, Kentucky | 1,461 |
| Midway College | Midway, Kentucky (10) | 926 |
| Lexington Community College | Lexington, Kentucky (16) | 5,228 |
| Transylvania University | Lexington, Kentucky (16) | 923 |
| University of Kentucky | Lexington, Kentucky (16) | 24,378 |
| Kentucky State University | Frankfort, Kentucky (18) | 2,579 |
| Asbury College | Wilmore, Kentucky (34) | 1,026 |
| Eastern Kentucky University | Richmond, Kentucky (37) | 15,727 |

Georgetown College

Georgetown College, the oldest baptist college west of the Alleghenies, is a coeducational liberal arts college related to the Kentucky Baptist Convention. The College is accredited by the Southern Association of Colleges and Schools and is approved by the Kentucky Department of Education for the certification of teachers. Georgetown College confers the following degrees including: Bachelor of Arts, Bachelor of Science, Bachelor of Science in Medical Technology, Bachelor of Music Education, Master of Arts in Education, and a Rank I program.

VOCATIONAL-TECHNICAL TRAINING

Kentucky Tech schools are operated by the Cabinet for Workforce Development and provide secondary (Sec) and postsecondary (P/S) vocational-technical training.

| <u>Kentucky Tech Schools</u> | <u>Location (Mileage from Georgetown)</u> | <u>Number of Program Offerings</u> | <u>Cumulative Enrollment 1994-1995</u> | <u>Approximate Number Completing Long-Term Programs Annually</u> |
|---|---|--|--|--|
| Kentucky Tech Central Campus | Lexington (16) | 21 | <u>P/S</u> 1,099 | 249 |
| <u>Other Vocational Schools</u> | | | | |
| Fayette County South Area Vocational Education Center | Lexington (16) | 8 | <u>Sec</u> 236 | <u>P/S</u> 1 44 |
| Fayette County East Area Vocational Education Center | Lexington (16) | 8 | <u>Sec</u> 318 | <u>P/S</u> 2 100 |

A five million dollar expansion was completed at Kentucky Tech-Central in the fall of 1992. The expansion included a new manufacturing technology building that houses manufacturing related programs such as machine tool technology, computer aided drafting, electronics, and industry electrical technology. A computer-integrated work cell laboratory in one room of the building links all the programs, simulating the operation of an actual manufacturing plant. Applied physics, hydraulics, and quality control applications are integrated into the curriculum. Another room in the new building can be used by business and industry for start-up and new production training.

Customized Training

The Kentucky Tech system, through its Training and Development Coordinators, will provide technical assistance and will identify and develop low-cost customized training programs and services for both established and prospective businesses. Businesses needing customized training should contact a Training and Development Coordinator located at the Kentucky Tech Central Campus at (606) 255-8501.

Assessment Services

Kentucky Tech Career Connections offers to business, education, and government agencies testing packages for evaluating job applicants, selecting employees for promotional consideration, and developing training programs within the organization. A Career Connections Assessment Center is located on the Kentucky Tech Central Campus in Lexington at (606) 255-8501.

Tech Prep

Tech Prep is a combined secondary and postsecondary program of studies that leads to an associate degree or diploma in a vocational-technical field. Scott County High School, in partnership with Kentucky Tech Central and Lexington Community College, offer tech prep programs in health services, home economics, and business technology.

Adult Education Services

Adult education programs are available to adults who want to develop new skills, improve basic skills, or earn a high school equivalency diploma. In Georgetown, adult education and adult literacy programs are provided through the Scott County Adult Education program.

Bluegrass State Skills Corporation

The Bluegrass State Skills Corporation, an independent public corporation created and funded by the Kentucky General Assembly, provides programs of skills training to meet the needs of business and industry from entry level to advanced training, and from upgrading present employees to retraining experienced workers.

The Bluegrass State Skills Corporation is a major source for skills training assistance for a new or existing company. The Corporation works in partnership with other employment and job training resources and programs, as well as Kentucky's economic development activities, to package a program customized to meet the specific needs of a company.

OTHER LOCAL FACILITIES

Local Medical Personnel

Physicians - 25

Dentists - 12

Hospitals

| <u>General Hospital</u> | <u>Location</u> | <u>Beds</u> |
|---|-----------------|-------------|
| Columbia Hospital Georgetown | Georgetown | 75 |
| Medical staff - 24 active and 34 courtesy staff physicians, 79 registered nurses, and 5 licensed practical nurses | | |

Other Medical Facilities and Services

WEDCO District Health Department
Bluegrass West Comprehensive Care Center
Scott County Home Health Agency
Scott County Rescue Squad
Georgetown-Scott County Ambulance Service

Banks and Savings & Loan Associations

Farmers Bank & Trust Company
First Federal Savings & Loan Association
First National Bank & Trust Company
Georgetown Bank & Trust Company
Kentucky Bank - Federal Savings Bank

Newspapers

The Georgetown News - Graphic (tri-weekly)

Telephone Service

BellSouth

Scott County has implemented the 911 enhanced version of the emergency dispatch communication system.

RECREATION

Local

A wide variety of recreational opportunities are available to residents of Georgetown and Scott County. Public facilities include four parks where supervised recreational programs are offered each summer.

Amenities at the 12-acre Suffoletta Park include a swimming pool, tennis courts, basketball and volleyball courts, baseball and softball fields, a horseshoe pitching complex, a picnic pavilion, picnic tables, and playground equipment.

The Ed Davis Playground features playground equipment, a recreation building, two basketball courts, horseshoe pits, and a picnic shelter.

Marshall Park features a softball field, a youth football/soccer field, and playground equipment.

Cardome Park offers a canoe/boat ramp, walking trail, and picnic area. Adjacent to the park is the Scott County Historical Society's Museum where displays depict the history of Scott County. Cardome was previously owned by a former governor and later was a monastery until it closed in 1987. At that time, a \$1.0 million gift from Toyota Manufacturing, U.S.A., was applied toward the purchase of the 87-acre farm for a community center and museum. The area is also the site of a variety of events, festivals, and meetings.

The 91-acre Scott County Community Park has baseball, softball, and soccer fields; six lighted tennis courts; basketball and volleyball courts; a lighted horse show ring with a show barn; a picnic area and several playgrounds; a lighted regulation-size croquet court; a tractor-pull area; a concession/multi-purpose building; and parking.

The City of Georgetown maintains Oser Landing Park, a public recreation point on Elkhorn Creek, which includes a canoe/boat ramp, walking trail, sheltered picnic facilities, and a playground.

The Georgetown-Scott County Parks and Recreation Board sponsors youth sports programs in baseball, soccer, T-ball, basketball, swimming, tennis, and ponytail softball. The board sponsors a supervised summer playground program at four locations for ages six to fifteen, a summer camp for handicapped children, and a year-round supervised latchkey service is offered at the Ed Davis Recreation Building. The Board also offers Red Cross-approved swimming lessons and sponsors a 10K race and two tennis tournaments yearly. During the evening hours, the community pool may be rented for private parties. Adult programs are offered in men's, women's co-recreational, and church softball; men's, women's, and co-recreational volleyball; men's basketball; square dance classes; horseshoe pitching leagues; and tennis lessons and leagues.

Georgetown Youth Center, "The Center of Town Community Center," opened in 1991. The renovated facility provides space for youth gatherings, dances, and general purpose activities. The center also has an outdoor basketball court and playground.

Annual events in Georgetown include the Festival of the Horse and the Bourbon-Scott Classic 30K Race. The Festival of the Horse is held during the latter part of September and features a variety of entertainment: a parade which includes all types of horses, appearances by celebrities, a 2.4-mile run, games and contests, arts and crafts, food booths, music and bands, dances, a picnic and style show, and carnival rides. The Bourbon-Scott Classic is a 30-kilometer (18.1-mile) state championship run. The event is held on the second Saturday in May.

Other recreational facilities in the county include Longview Country Club, with an 18-hole semi-private golf course and a swimming pool; a bowling alley; a riding club; campgrounds; and pay fishing lakes. The newly developed Canewood residential area also offers a public golf course, and plans also call for restoration of a clubhouse and pro shop.

Additional area activities include tours of Toyota, horse farm tours, canoeing/fishing, and horseback riding/lessons.

Georgetown boasts over 25,000 square feet in antique shops/malls, all within a few blocks walking distance in historic downtown. The area is known as the "Antique Capital of Kentucky."

Factory Stores of America Outlet Center provides the discount shopper with over 30 factory direct outlets. Name brand stores include: Black & Decker, Levis, Bass, Book Warehouse, Corning/Revere, Van Heusen, Totes, and many others.

Eight motels provide 558 overnight accommodations. The area also offers a good selection of "bed & breakfast" suites and rooms, plus numerous family and fast food restaurants.

Georgetown College offers sporting and cultural activities including concerts, lectures, and a theatre. Most of these events are open to the public.

Area (Within 50 miles)

The Kentucky Horse Park
Lexington
Frankfort (the state capital)
Waveland State Historic Site
White Hall State Historic Site
Fort Boonesborough State Park
Blue Licks Battlefield State Park
Pleasant Hill (restored Shaker Village)
Herrington Lake
Kincaid Lake State Park
Old Fort Harrod State Park