

7-1999

Industrial Resources: Warren County - Bowling Green

Kentucky Library Research Collections
Western Kentucky University, spcol@wku.edu

Follow this and additional works at: https://digitalcommons.wku.edu/warren_cty



Part of the [Business Administration, Management, and Operations Commons](#), [Growth and Development Commons](#), and the [Infrastructure Commons](#)

Recommended Citation

Kentucky Library Research Collections, "Industrial Resources: Warren County - Bowling Green" (1999). *Warren County*. Paper 4.
https://digitalcommons.wku.edu/warren_cty/4

This Report is brought to you for free and open access by TopSCHOLAR®. It has been accepted for inclusion in Warren County by an authorized administrator of TopSCHOLAR®. For more information, please contact topscholar@wku.edu.

Kentucky

Resources For Economic Development

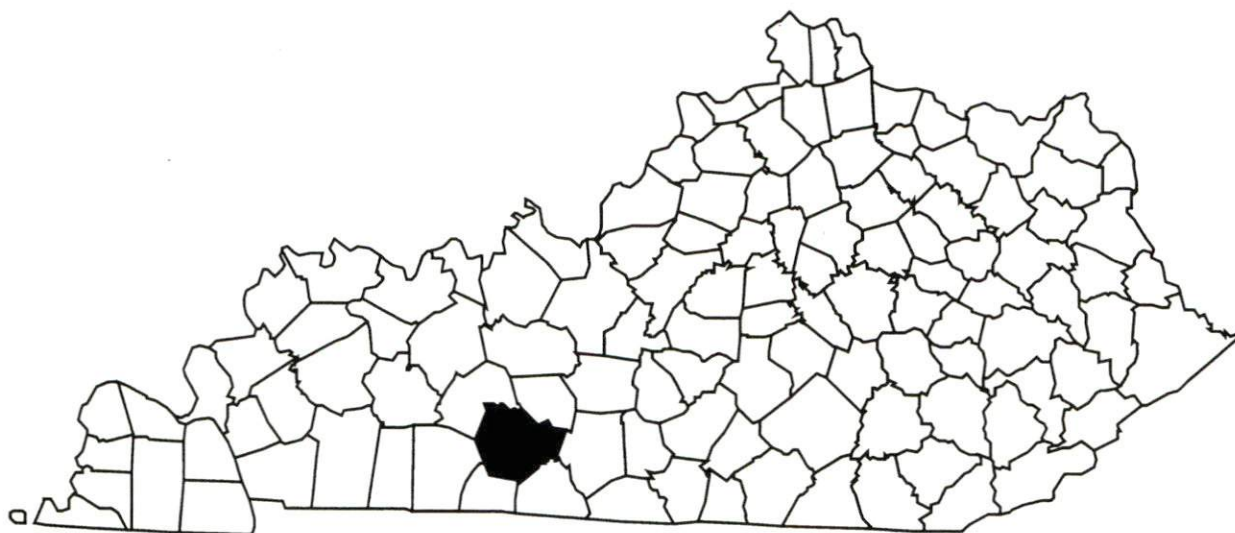
Albany
Barbourville
Ballard County
Bardstown • Booneville
Berea
Bowling Green • Boyd & Greenup Counties
Bracken County • Brandenburg • Breckinridge
Brownsville • Bullitt County • Burkesville • Cadiz
Campbellsville • Campton • Carlisle • Carlisle County
Carrollton • Cave City • Clinton • Columbia • Corbin • Cynthiana
Danville • Dawson Springs • Edmonton • Elizabethtown • Estill County
Elliott County • Falmouth & Butler • Flemingsburg • Frankfort • Franklin
Frenchburg • Fulton County • Gallatin County • Georgetown • Grant County • Greensburg
Grayson & Olive Hill • Glasgow • Hancock County • Harlan County • Harrodsburg • Hart County
Hazard • Henderson • Henry County • Hodgenville • Hopkinsville • Christian County • Jackson County
Jackson • Knott County • LaGrange & Buckner • Lancaster • Lawrenceburg • Lebanon • Leitchfield-
Grayson County • Letcher County • Lexington • Liberty-Casey County • Logan County • Louisville
London • Louisa • Lyon County • Madisonville & Earlington • Manchester • Marshall County • Mayfield
Maysville • McCreary County • Marion • McLean County • Middlesboro & Pineville • Monticello • Morehead
Morgantown • Mt. Sterling • Mt. Vernon • Muhlenberg County • Murray • Nicholasville • Northern Kentucky
Ohio County • Owensboro • Owenton • Owingsville • Paducah • Paintsville • Paris • Pike County • Powell
Prestonsburg • Princeton • Radcliff • Richmond • Russell County • Scottsville • Shelbyville • Somerset
Springfield • Stamping Ground • Stanford-Lincoln County • Tompkinsville & Gamaliel • Taylorsville
Todd County • Union County • Vanceburg • Versailles • Webster County • West Liberty • Williamsburg
Winchester, Kentucky

Kentucky

Resources For Economic Development

Bowling Green (Warren County)

July 1999



Prepared by
Kentucky Cabinet for Economic Development
Division of Research
in cooperation with
Bowling Green Area Economic Development Authority
812 State St., P. O. Box 51
Bowling Green, KY 42102
270-781-3200 Fax: 270-843-0458

Kentucky Cabinet for Economic Development
Division of Research
500 Mero Street
2300 Capital Plaza Tower
Frankfort, KY 40601
Telephone: (502) 564-4886
Fax: (502) 564-3256
Email: econdev@mail.state.ky.us

Cost of printing paid from state funds.

TABLE OF CONTENTS

	Page
BOWLING GREEN, KENTUCKY – A RESOURCE PROFILE.....	1
LABOR MARKET STATISTICS.....	3
Population.....	3
Population Projections.....	3
Estimated Labor Supply.....	3
Labor Force Characteristics of Residents, 1998.....	4
Work Force Commuting Patterns (1990).....	4
Selected Components of Nonagricultural Employment by Place of Work, 1997.....	4
Per Capita Personal Income.....	6
Average Placement Wages.....	6
Average Weekly Wages by Industry by Place of Work, 1997.....	7
EXISTING INDUSTRY.....	8
Bowling Green Manufacturing Firms, Their Products and Employment.....	8
Recent Industrial Developments.....	13
Labor Organizations in Warren County.....	13
Selected Industrial Services – Within 50 Miles of Bowling Green.....	14
TRANSPORTATION.....	15
Highways.....	15
Truck Service.....	15
Rail.....	17
Air.....	17
UTILITIES.....	18
Electricity.....	18
Natural Gas.....	18
Public Water Supply.....	19
Sewerage.....	20
CLIMATE.....	21
LOCAL GOVERNMENT.....	22
Structure.....	22
Planning and Zoning.....	22
Local Fees and Licenses.....	22
Sales and Use Tax.....	22
State and Local Property Taxes.....	22
EDUCATION.....	24
Primary and Secondary Schools.....	24
Colleges and Technical Schools.....	25
OTHER LOCAL FACILITIES.....	27
RECREATION.....	28
APPENDIX - DEFINITIONS.....	30

BOWLING GREEN, KENTUCKY – A RESOURCE PROFILE

Bowling Green, the county seat of Warren County is situated on the banks of the Barren River, in south central Kentucky. Bowling Green is 64 miles northeast of Nashville, Tennessee; 113 miles southwest of Louisville, Kentucky; and 276 miles southeast of St. Louis, Missouri. Bowling Green had an estimated population of 44,822 in 1998.

Warren County covers a land area of 545 square miles, in the Pennyroyal region and had an estimated 1998 population of 87,323 persons.

The Economic Framework – Warren County firms employed 45,590 people in 1997. Contract construction firms provided 2,571 jobs; mining and quarrying firms in the county employed 132; manufacturing firms in the county reported 9,405 employees; transportation and public utilities provided 1,542 jobs; wholesale and retail trade provided 13,164 jobs; finance, insurance, and real estate employed 1,972; 10,466 were employed in the service industry; and state and local government accounted for 5,877 jobs.

Labor Supply – There is a current estimated labor supply of 261,795 persons available for industrial jobs in the labor market area. In addition, from 1999 to 2003, approximately 59,524 young persons in the labor market area will become 18 years of age and potentially available for industrial jobs.

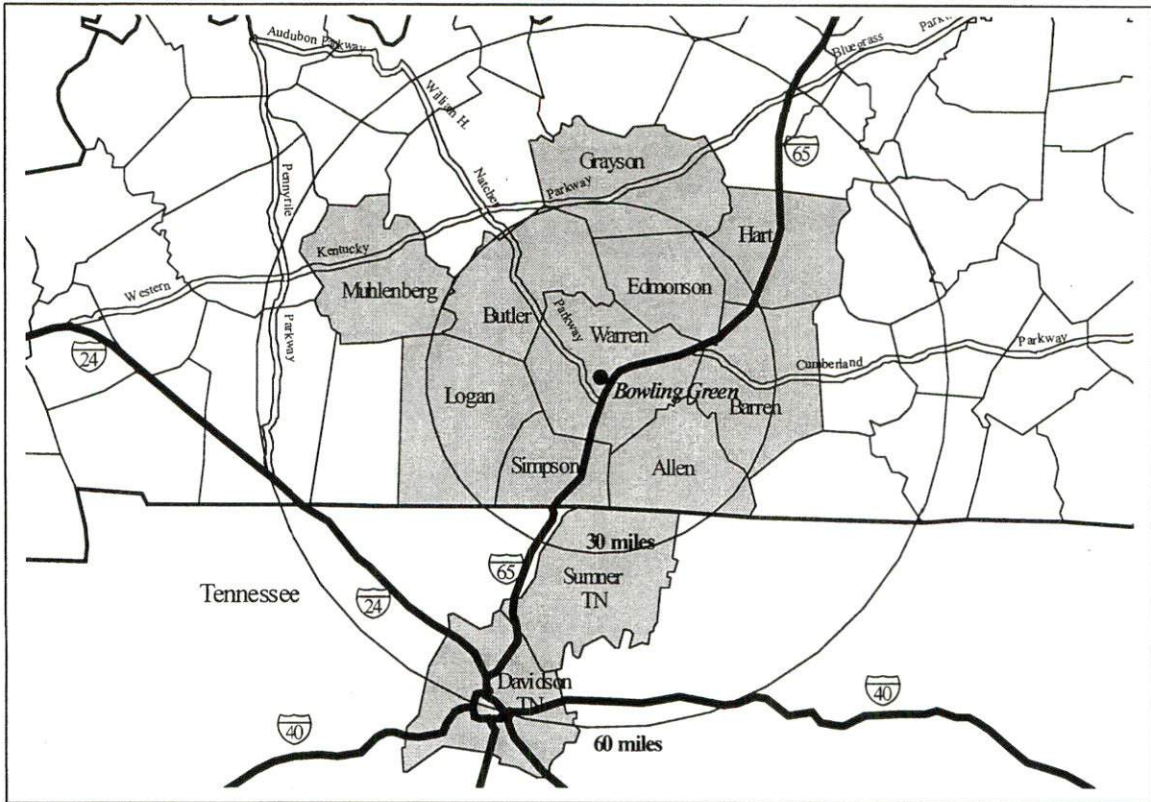
Transportation – Major highways directly serving Bowling Green include Interstate 65, the William H. Natcher Parkway (a multilane toll road), and U.S. Highways 31W, 68, and 231. Access to the Cumberland Parkway (another multilane toll road), is 20 miles northeast of Bowling Green via Interstate 65. Access to the Western Kentucky Parkway is 37 miles northwest of Bowling Green via the William H. Natcher Parkway. Of the thirty-two trucking companies providing interstate and/or intrastate service to Bowling Green, eight companies maintain local terminals. CSX Transportation provides main line rail service to Bowling Green. The Bowling Green-Warren County Airport maintains two paved runways; 6,500 and 3,956 feet in length. The nearest scheduled commercial airline service is available at the Nashville International Airport near Nashville, Tennessee, 71 miles southwest of Bowling Green.

Power and Fuel – Electric power is provided to Bowling Green and a portion of Warren County by Bowling Green Municipal Utilities. Warren County is also provided electric power by the Warren Rural Electric Cooperative Corporation. Both Bowling Green Municipal Utilities and Warren Rural Electric Cooperative are supplied by the Tennessee Valley Authority. Western Kentucky Gas Company provides natural gas service locally.

Education – The Bowling Green Independent School System and the Warren County School System provide primary and secondary education. Western Kentucky University in Bowling Green offers associate, bachelors, masters, and specialist degree programs. Draughons Junior College is also in Bowling Green and offers programs in seven academic areas. Eight other colleges and universities are within 60 miles of Bowling Green.

The nearest area technology center (ATC) providing secondary technical training is the Kentucky Advanced Technology Center in Bowling Green. The nearest technical college providing postsecondary training is the Bowling Green Technical College.

Labor Market Area Maps



Note: To obtain detailed topographical and general highway maps contact Maps and Publications at 502-564-4715, or for industrial site maps contact the Site Evaluation Division at 502-564-7140.

LABOR MARKET STATISTICS

The Bowling Green labor market area includes Warren County and the following additional counties: Allen; Barren; Butler; Edmonson; Grayson; Hart; Logan; Muhlenberg; Simpson; Davidson, TN; and Sumner, TN.

Population

	<u>1980</u>	<u>1990</u>	<u>1995*</u>	<u>1998*</u>
Labor Market Area	811,897	868,837	916,932	937,379
Bowling Green	40,450	41,688	43,823	44,822
Warren County	71,828	77,720	85,544	87,323

Notes: * Population estimates.

N/A: Not available.

Source: U.S. Department of Commerce, Bureau of the Census.

Population Projections

	<u>2000</u>	<u>2010</u>	<u>2020</u>
Labor Market Area	958,299	1,033,957	1,101,791
Warren County	89,599	96,324	100,331

Note: Population projections are from High Growth Series forecast.

Source: University of Louisville, Urban Studies Center, State Data Center. Population projections for the out-of-state counties were estimated by the Kentucky Cabinet for Economic Development.

Estimated Labor Supply

	<u>Available Labor, 1998</u>			<u>Future Labor</u>	
	<u>Total</u>	<u>Unemployed</u>	<u>Potential Labor Supply</u>	<u>Under-employed</u>	<u>Becoming 18 years of age 1999 through 2003</u>
Labor Market Area	261,795	16,827	13,631	231,337	59,524
Warren County	21,000	2,129	1,026	17,845	5,669

Note: Unemployed – people not working but actively seeking work. Potential Labor Supply – represents the number of persons not in the labor force, but would like a job (based on national estimates). Underemployed – people employed in wholesale/retail trade and non-professional services. See Appendix for further explanation.

Sources: U.S. Department of Labor, Bureau of Labor Statistics. U.S. Department of Commerce, Bureau of the Census. Kentucky Cabinet for Economic Development, Future Labor Supply Becoming 18 Years of Age, 1999 through 2003.

Labor Force Characteristics of Residents, 1998

	<u>Warren County</u>	<u>Labor Market Area</u>
Civilian Labor Force	49,215	515,395
Employed	47,086	498,568
Unemployed	2,129	16,827
Unemployment Rate (%)	4.3	3.3

Source: U.S. Department of Labor, Bureau of Labor Statistics.

Work Force Commuting Patterns (1990)

Workers commuting out of Warren County	5,656
Workers commuting into Warren County	3,495
Working and residing in Warren County	32,984

Source: University of Louisville, State Data Center.

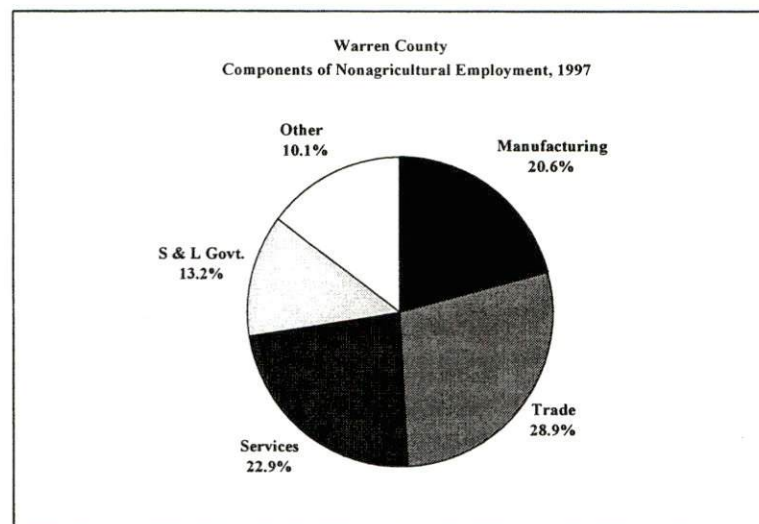
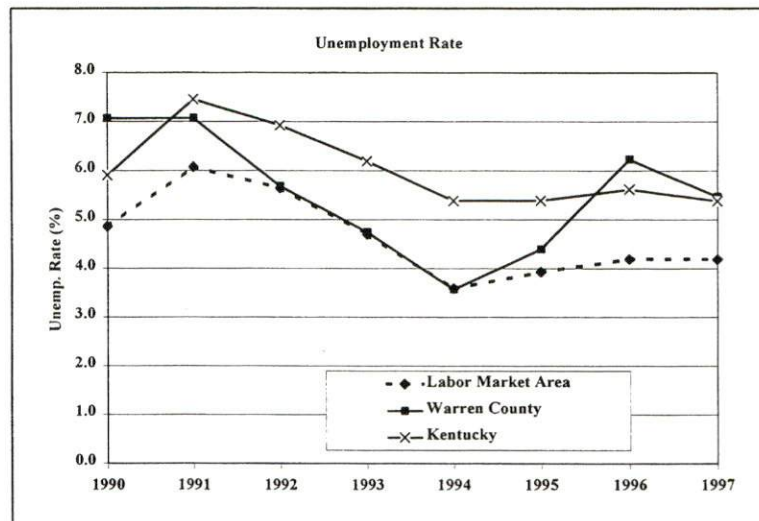
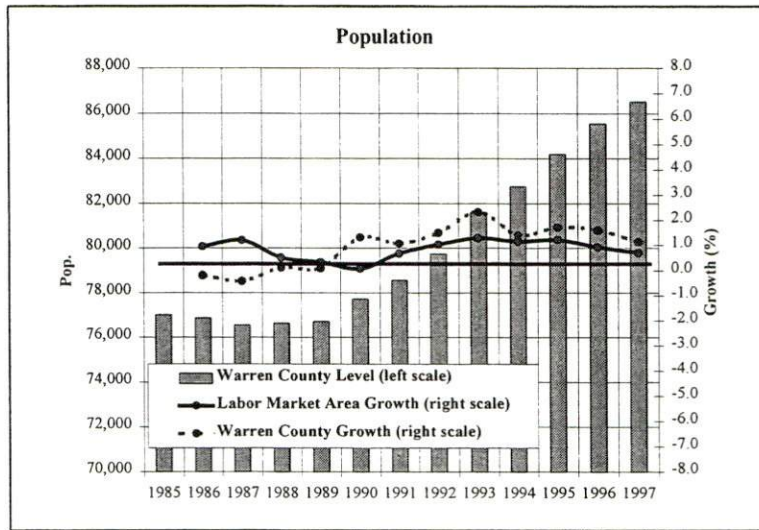
Selected Components of Nonagricultural Employment by Place of Work, 1997

	<u>Warren County</u>	<u>Labor Market Area</u>
All Industries	45,590	545,204
Mining & Quarrying	132	882
Contract Construction	2,571	25,933
Manufacturing	9,405	85,252
Transportation & Public Utilities	1,542	27,330
Wholesale & Retail Trade	13,164	130,393
Finance, Insurance, & Real Estate	1,972	31,016
Services	10,446	165,509
State & Local Government	6,026	75,441
Other	332	734

Note: Excludes domestic workers, railway workers, certain nonprofit corporations, majority of federal government workers, and self-employed workers.

Source: Kentucky Workforce Development Cabinet, Average Monthly Workers Covered by Kentucky Unemployment Insurance Law, 1997. Out-of-state counties within the labor market area provided by the respective states' departments for employment services.

Selected Charts



Per Capita Personal Income

	<u>1993</u>	<u>1997</u>	<u>Percent Change</u> <u>(1993-1997)</u>
Warren County	\$18,169	\$22,254	22.5%
Kentucky	\$17,309	\$20,570	18.8%
U. S.	\$21,368	\$25,288	18.3%
Labor Market Area Range	\$11,170 - \$24,880	\$13,211 - \$30,723	-

Source: U.S. Department of Commerce, Bureau of Economic Analysis, 1998.

Average Placement Wages

The Kentucky Department for Employment Services local office in Bowling Green serves Warren County. The focus of the following data is on job placements made by the Bowling Green local office and may therefore be used as an indicator of the wages which employers in the area pay new employees. During the twelve months that ended on June 30, 1998, the local employment office filled Warren County job openings in various occupational categories. The average hourly wage for selected occupational categories were:

	<u>Number of Placements</u>	<u>Average Wage (\$)</u>
All Occupations	2,755	7.43
Professional, Technical & Managerial	55	7.63
Clerical	230	7.71
Sales	90	7.82
Domestic	9	10.42
Services (excluding domestic)	429	5.51
Agricultural, Fishery, Forestry, etc.	12	8.09
Processing	32	6.70
Machine Trades	455	8.81
Bench Work	459	6.98
Structural	173	7.82
Motor Freight & Transportation	57	6.84
Packaging & Materials Handling	745	7.78
Other	9	6.01

Note: Occupational categories are taken from the Dictionary of Occupational Titles published by the U.S. Department of Labor. The Bowling Green local office serves Allen, Butler, Edmonson, Logan, Simpson, and Warren Counties.

Source: Kentucky Workforce Development Cabinet, Department for Employment Services.

Average Weekly Wages by Industry by Place of Work, 1997

	<u>Warren County</u>	<u>Kentucky (Statewide)</u>	<u>Tennessee</u>	<u>Virginia</u>
All Industries	\$473.28	\$488.00	\$521.00	\$555.00
Mining & Quarrying	550.79	790.00	839.00	772.00
Contract Construction	509.67	516.00	561.00	544.00
Manufacturing	727.33	644.00	621.00	644.00
Transportation & Public Utilities	556.28	648.00	653.00	761.00
Wholesale & Retail Trade	304.35	337.00	391.00	392.00
Finance, Insurance, & Real Estate	600.13	613.00	696.00	748.00
Services	402.26	440.00	495.00	580.00
State & Local Government	497.60	484.00	494.00	530.00
	<u>Indiana</u>	<u>Ohio</u>	<u>Illinois</u>	<u>U.S.</u>
All Industries	\$530.00	\$553.00	\$634.00	\$578.00
Mining & Quarrying	849.00	773.00	881.00	961.00
Contract Construction	604.00	619.00	765.00	610.00
Manufacturing	732.00	776.00	792.00	737.00
Transportation & Public Utilities	633.00	669.00	764.00	724.00
Wholesale & Retail Trade	351.00	384.00	452.00	411.00
Finance, Insurance, & Real Estate	624.00	682.00	938.00	863.00
Services	452.00	486.00	575.00	547.00
State & Local Government	510.00	567.00	615.00	576.00

Note: The average weekly wage for each category includes salaries and wages of all persons working for that type of business. For example, the manufacturing category includes both production workers and administrative personnel. Domestic workers, railway workers, certain nonprofit corporations, majority of federal government workers, and self-employed workers are excluded. Wages for U.S. and surrounding states rounded to nearest dollar. N/A – Data not available.

Sources: Kentucky Workforce Development Cabinet, Average Weekly Wages of Workers Covered by Kentucky Unemployment Insurance Law, 1997. U.S. Department of Labor, Bureau of Labor Statistics, Employment and Wages, Annual Averages, 1997, December 1998.

EXISTING INDUSTRY

Bowling Green Manufacturing Firms, Their Products and Employment

<u>Firm</u>	<u>Product(s)</u>	<u>1999 Emp.</u>	<u>Date Established</u>
Amcort Flexible North America	Polyethylene films, plastic bags & packaging materials (formerly Cello Bag)	155	1954
American Sunroof Company	Automobile convertible soft & hard tops	205	1985
American Chemical Technologies	Hydraulic fluids	4	1993
American Machine & Welding	Machine shop: arc & gas welding, surface grinding, drilling, boring, cutting, honing, general & CNC machining & metal fabricating	18	1979
Atwood Signs	Wood, metal, painted, screened & vinyl lettered signs; vehicle graphics	1	N/A
Awnings & Exterior Products Co.	Canvas & aluminum awnings; electrical, metal & wooden signs; ornamental iron products	4	1989
Bada Division, Hennessy Industries	Lead wheel weights for balancing	56	1972
Bando Manufacturing of America	Automotive power transmission & industrial v-belts	164	1987
Bandy, Inc.	Medical foam products, box springs & mattresses	21	1979
Bel-Aire Fine Jewelers	Gold precious decorative jewelry	5	N/A
Bluegrass Specialty Flooring	Hardwood strip flooring & dowels	46	1992
Bowling Green Concrete Service	Ready-mixed concrete	11	1976
Bowling Green Machine/Welding	Machine shop: arc & gas welding, general machining; drilling, boring, cutting, honing; grinding	7	1972
Bowling Green Marble Co.	Vanities, sinks, tubs & cultured marble products	2	N/A
Bowling Green Pallet Co.	Wood pallets & products	5	1979
Bowling Green Printing	Commercial offset printing; graphic & logo design; typesetting; spiral, side & saddle stitch binding	7	1979
Brooks' Cabinet Shop	Kitchen, bath, entertainment, laminated & custom wooden cabinets; vanities; counter tops	6	1974
Building Systems & Acoustics	Commercial laminated cabinets	45	1982
Cabinets 'N' Things	Custom wood cabinets & furniture	2	1990
Camping World	Camping/motor home supplies	290	1958
Capitol Window & Door	Vinyl replacement windows; aluminum storm windows & doors	18	1957
Carroll Cabinets	Custom factory cabinets & marble tops	17	1981
Cassady Furniture, Inc.	Cherry wood occasional pieces, bedroom & dining room furniture	9	1949
Commercial Sheet Metal & Weld	Sheet metal fabricating; arc, gas, MIG & TIG welding	5	N/A
Commonwealth Brands	Cigarettes & small cigars	35	1997

<u>Firm</u>	<u>Product(s)</u>	<u>1999 Emp.</u>	<u>Date Established</u>
Country Peddler	Publishing: weekly shopper magazine	10	N/A
D & D Screen Printing	Screen printing	4	1975
D & M Machines	Tire painting machinery	1	1988
Dave's Printing	Offset printing	2	1990
Desa International	Portable gas heaters & generators	800	1964
Detrex Technology Center	Industrial parts, cleaning equipment	45	1985
Director's Chair	Manufacture of director's chairs, slatted tables and outdoor swings	25	1982
Dixie Cream Donut Shop	Doughnuts	25	1946
Drywall & Building Supply	Drywall, metal studs, acoustical ceiling tile and grid and insulation (fiberglass)	15	1996
Eagle Industries, Inc.	Oak furniture	600	N/A
Eagle Manufacturing	Plastic injection molds & steel fabricating	3	1983
Econo Signs & Barricades	Traffic signs	8	1984
Ellis Ceramics, Inc.	Precision ceramic machining & ceramic parts	8	1995
Farmers Fertilizer Co., Inc.	Agricultural chemicals & fertilizer mixing	7	1983
Finesigns & Graphics	Interior & exterior wooden & neon signs	6	1987
Fort James Corp.	Paper plates & cups	160	1992
Fruit of the Loom	Men's & boys' knitted underwear, t-shirts, socks & sportswear; women's bras	1000	1930
General Motors Corp.	Automobiles	1,035	1980
Goldsmith Jewelry Repair	Gold decorative jewelry	3	1986
H & W Plastics	Plastic injection molding	40	1994
Hawkins Upholstery Co.	Draperies, curtains, upholstered furniture & accessories	17	1932
Hayes Lemmerz Intl, Inc.	Steel automobile wheels	262	1993
Heritage Feed & Grain, Inc.	Custom mixed feeds; grain milling	12	1995
Hill's Pet Nutrition	Pet foods	250	1986
Hill-Motley Lumber Co.	Sawing & millwork; hardwood, softwood, rough, dimension & grade lumber	37	1945
Holley Performance Products	Automotive, marine parts & access: carburetors, fuel injection & transmission modulators	957	1903
Houchens Industries	Groceries	5100	1917
Huish Detergents, Inc.	Detergent	500	1994
Instasigns	Magnetic, metal, painted, plastic, wooden, sandblasted, etched, engraved & vinyl lettered signs	1	1991
Ironwood Furniture, Inc.	Millwork; kitchen cabinets, church, bank & courtroom furniture	8	1982
Irving Materials, Inc.	Ready-mixed concrete	20	N/A
Johnson, Jody & Associates, Inc.	Magazine publishing & typesetting; advertising specialties	4	1952
Juice Pac, Inc.	Juice processing	12	1987
Kelley Printing Co.	Commercial offset & letterpress printing; typesetting; plastic spiral, saddle stitch & flat staple binding	6	1945
Kentucky Apparel & Laundry, Inc.	Denim apparel pre-washing	110	1992

<u>Firm</u>	<u>Product(s)</u>	<u>1999 Emp.</u>	<u>Date Established</u>
Kentucky Micro-Cleaning LLC	Automotive & industrial electronic component cleaning service	9	1996
Kentucky Micro-Finishing, Inc.	Metal finishing & zinc, nickel, mechanical, galvanizing & phosphate plating	32	1990
Kentucky Outdoor Advertising	Billboards	3	N/A
Kenway Contracting, Inc.	Asphalt products	60	1986
Kerr Group, Inc.	Plastic closures: lids & caps	145	1994
Kinko's Copies	Offset printing, desktop publishing, computerized typesetting, spiral & plastic binding	15	1986
Lee Brick & Block, Inc.	Concrete building blocks	45	1981
Liberty Printing, Inc.	Commercial offset & screen printing; typesetting; perfect, plastic, ring & staple binding	25	1985
Life Skills	Contract packaging	200	1961
Lilly Industries, Inc.	Industrial finishes, varnishes & lacquers	72	1995
Litho Services, Inc.	Offset & letterpress printing; computer typesetting; desktop publishing; glue, staple, saddle stitch & spiral plastic binding	7	1988
Lord Corp.	Shock control & vibration systems	168	1975
Lowe's Feed & Grain, Inc.	Prepared animal feed & grain	10	1948
Machined Ceramics	Precision technical ceramic machining	5	1989
Mail-Well Labels	Consumer product paper labels	175	1998
Master Printers, Inc.	Offset & letterpress printing; computer typesetting; desktop publishing; glue, staple, saddle stitch & spiral plastic binding	3	1965
Melky Company	Steel and stainless steel fabrication, custom powder coating	9	1995
Micro Images	Offset printing; computer typesetting; desktop publishing; staple, spiral plastic & saddle stitch binding	11	1977
Microsensor Systems, Inc.	Micro-sensing devices, chemical detectors & sensors	9	1992
Modern Welding Co. of KY, Inc.	Steel fabricating: hoppers, bins, tanks & coal trailers; MIG, arc & industrial welding	11	1932
Morgan Manufacturing Co.	Ornamental iron work: posts, grilles, lawn furniture, security doors, window guards & railings	2	1949
Mountain Stone	Pre-cast stone veneer building materials	10	1995
Murphy, P J Forest Products	Wood flour & shavings	10	1994
NASCO (NHK – Associated Spring Suspension Components Inc.)	Auto coil suspension springs & trunk lid torsion bars	140	1987
National Lumber Co.	Millwork: hardwood, softwood & rough lumber	15	1969
Nyloncraft, Inc.	Plastic automotive parts; custom plastic injection molding	117	1987
P I P Printing	Commercial offset printing; computer typesetting; desktop publishing; glue, perfect, plastic, staple, side & spiral binding	4	1987

<u>Firm</u>	<u>Product(s)</u>	<u>1999 Emp.</u>	<u>Date Established</u>
Parents Press	Educational book publishing	3	N/A
Phillips Ice Service, Inc.	Packaged ice	10	1946
Pioneer Tool & Die, Inc.	Tools & dies, gauges, custom molds & fixtures	5	1990
Projec-Tech, Inc.	Machine shop: general machining	48	1991
R C Components, Inc.	Motorcycle wheels & brakes; machine shop: CNC machining	30	1989
Rainbow Sports & Printing	Textile & commercial screen printing	2	1983
Rector's Cherry Reproductions	Furniture reproductions	5	1950
Red-E-Mix, Inc.	Ready-mixed concrete	14	1991
Redman's Printed Apparel	Fabric screen printing	2	N/A
Riley Bakery, Inc.	Bread, cakes, pastries & bakery products	18	1943
Rodes Fabricators, Inc.	Truck sleepers	4	1960
S C A Hygiene, Inc.	Adult diapers	160	1992
Sandie's Signs & Designs	Electrical, metal, wood & painted signs	2	1985
Scott Tobacco Co.	Chewing tobacco	60	1900
Scotty's Warehouse and Distribution	Asphalt & paving materials	350	1995
Signature Signs/Ad Specialties	Vinyl lettered, magnetic, wooden, engraved, plastic & metal signs; advertising specialties	4	1995
Signmasters Sign Co.	Banners & magnetic, metal, painted, plastic, wooden, sandblasted, etched, engraved, vinyl lettered signs	4	N/A
Smith's Southside Feed & Grain	Feed & fertilizer grinding & mixing	6	1935
Southdown, Inc.	Crushed limestone	54	1947
Southeastern Displays, Inc.	Hand-painted billboards	12	1958
Southern Foods, Inc.	Food products and chemical for the fast food service industry: paper products	65	1987
Southern Welding Supply	Inert gas bottling	35	N/A
Southland Manufacturing, Inc.	Wooden skids & pallets	43	1967
Southwestern Tobacco Co., Inc.	Tobacco processing	150	1983
Specialty Concrete Co., Inc.	Precast concrete patio blocks & architectural products	15	1977
Stoody Co.	Fabricated welding rods & coiling	125	1991
Stupp Bridge Company	Steel bridge girders	144	1999
Sumitomo Electric Wiring Systems, Inc. (corporate office)	Automotive electrical wiring harnesses	1,859	1993
T & J Millwork	Custom millwork: cabinets, window frames & trim, household & office furniture	1	1991
T W N Fastener, Inc.	Industrial fasteners: metric, wood & sheet metal screws	70	1988
Thomas Printing Co.	Offset printing, thermography, plastic & metal engraving; marking devices & vinyl signs	12	1969

<u>Firm</u>	<u>Product(s)</u>	<u>1999 Emp.</u>	<u>Date Established</u>
Tower Automotive, Inc.	Automotive suspension rods	40	1996
Trace Die Cast, Inc.	Aluminum die castings & secondary machining	200	1988
Trailer World, Inc.	Trailers	35	1977
Trinity Glass	Decorative Glass	60	1995
Truss Supply Corp.	Wood roof & floor trusses	15	1976
Turner Industries II, Ltd.	Men's & boys' sportswear & knit shirts; textile screen printing	175	1970
Unicable	Power supply cords	7	1994
Vic West	Metal roofing	20	1998
Vogt Vault Company	Burial vaults	4	1987
W M A Metal Fabrication	Stainless steel display cases; metal fabricating	30	1992
Waky Sign Co., Inc.	Vinyl heat transfer sign & backlit awning faces; electrical, neon, painted, metal, wooden, plastic, magnetic & screened signs	30	1972
Western Kentucky Drywall Supply	Hollow metal frames	15	N/A
Western Tool & Die	Special machinery, tool & die	5	1974
Weyerhaeuser Paper Co.	Corrugated shipping containers & point of purchase displays	220	1996
Willamette Industries, Inc.	Corrugated shipping containers	150	1977
Williams Signs & Design	Neon, electrical, architectural, sandblasted, vinyl lettered, screened, magnetic & metal signs	2	1990
Window Wonders	Custom curtains & draperies, bedspreads, pillow shams & lamp shades	1	1989
Woodcraft Industries, Inc.	Hardwood dimensioning	130	1994
Woodwork Of Mid-America	Architectural woodwork, cabinets, displays & exhibits	242	1994
Woodworks	Millwork, hardwood plank flooring, sawmill, kiln dried & hardwood lumber	6	1989

Note: N/A - Data not available.

Sources: Kentucky Directory of Manufacturers published by Harris InfoSource in cooperation with the Kentucky Cabinet for Economic Development, Division of Research; Bowling Green Area Economic Development Authority; Bowling Green Chamber of Commerce Industry Guide 1999-2000.

Recent Industrial Developments

New industries/manufacturers in Bowling Green –1997/1998

<u>Company</u>	<u>Employment</u>	<u>Investment</u>
General American Door	15	\$ 500,000
Scotty's Warehousing	25	3,000,000
Stupp Bridge	144	50,000,000
Triad Industries	225	12,000,000
Vick West Steel	15	1,500,000

Source: Bowling Green Area Economic Development Authority.

Top 10 Employers

<u>Company/Organization</u>	<u>Employment</u>
Medical Center at Bowling Green/CHC	2,016
Warren County Board of Education	1,642
Western Kentucky University	1,500
General Motors Corvette Plant	1,050
Fruit of the Loom	820
Greenville Regional Hospital	700
DESA	550
Huish	500
Holley	495
Eagle Industries	475

Source: Bowling Green Area Economic Development Authority.

Labor Organizations in Warren County

International Brotherhood of Teamsters (Teamsters)
International Union, United Automobile, Aerospace and Agricultural Implement Workers (Auto Workers)
Sheet Metal Workers International Association

Source: Kentucky Cabinet for Economic Development, Division of Research.

Selected Industrial Services – Within 50 Miles of Bowling Green

Miles	City	Custom Plastics Producers	Electric Motor Repair	Heat Treating Facilities	Industrial Waste Removal	Machine Shops, Tool & Die	Metal Castings	Metal Finishers	Metal Service Centers	Mill- wrights & Riggers
	Bowling Green	X				X	X		X	X
11	Woodburn					X				
16	Franklin	X				X				
18	Auburn	X	X							
20	Scottsville					X				
28	Russellville				X		X			
31	Glasgow		X		X	X				
31	Leitchfield	X				X				
35	Horse Cave						X	X		
38	McHenry					X				
39	Hartford							X		
45	Elkton				X					
46	Greenville					X			X	
48	Tompkinsville					X				

Note: Miles are calculated as the straight-line distance from city center to city center; not road miles.

Source: Kentucky Cabinet for Economic Development, Division of Research.

TRANSPORTATION

Highways

Bowling Green is served by an excellent highway system. Interstate 65, a major north-south highway, serves Bowling Green with three interchanges. The William H. Natcher Parkway, a multilane toll road, directly serves the city with three interchanges and provides access to major east-west routes, including the Western Kentucky Parkway, 37 miles northwest of Bowling Green. The Cumberland Parkway, another multilane toll road, is accessible 20 miles northeast of Bowling Green via Interstate 65.

Highway Miles from Bowling Green, Kentucky to Selected Market Centers

<u>City</u>	<u>Highway Miles</u>	<u>City</u>	<u>Highway Miles</u>
Atlanta, GA	310	Kansas City, MO	525
Baltimore, MD	688	Knoxville, TN	213
Birmingham, AL	256	Los Angeles, CA	2,071
Charleston, WV	325	Louisville, KY	113
Chicago, IL	407	Minneapolis, MN	818
Cincinnati, OH	210	Nashville, TN	64
Cleveland, OH	461	New Orleans, LA	596
Columbia, SC	476	New York, NY	848
Columbus, OH	317	Pittsburgh, PA	499
Dallas, TX	727	Raleigh, NC	573
Des Moines, IA	662	Richmond, VA	642
Detroit, MI	473	St. Louis, MO	276
Indianapolis, IN	226	Tallahassee, FL	581

Note: Mileage computations are via the best interstate or primary highways, not necessarily the most direct route of travel.

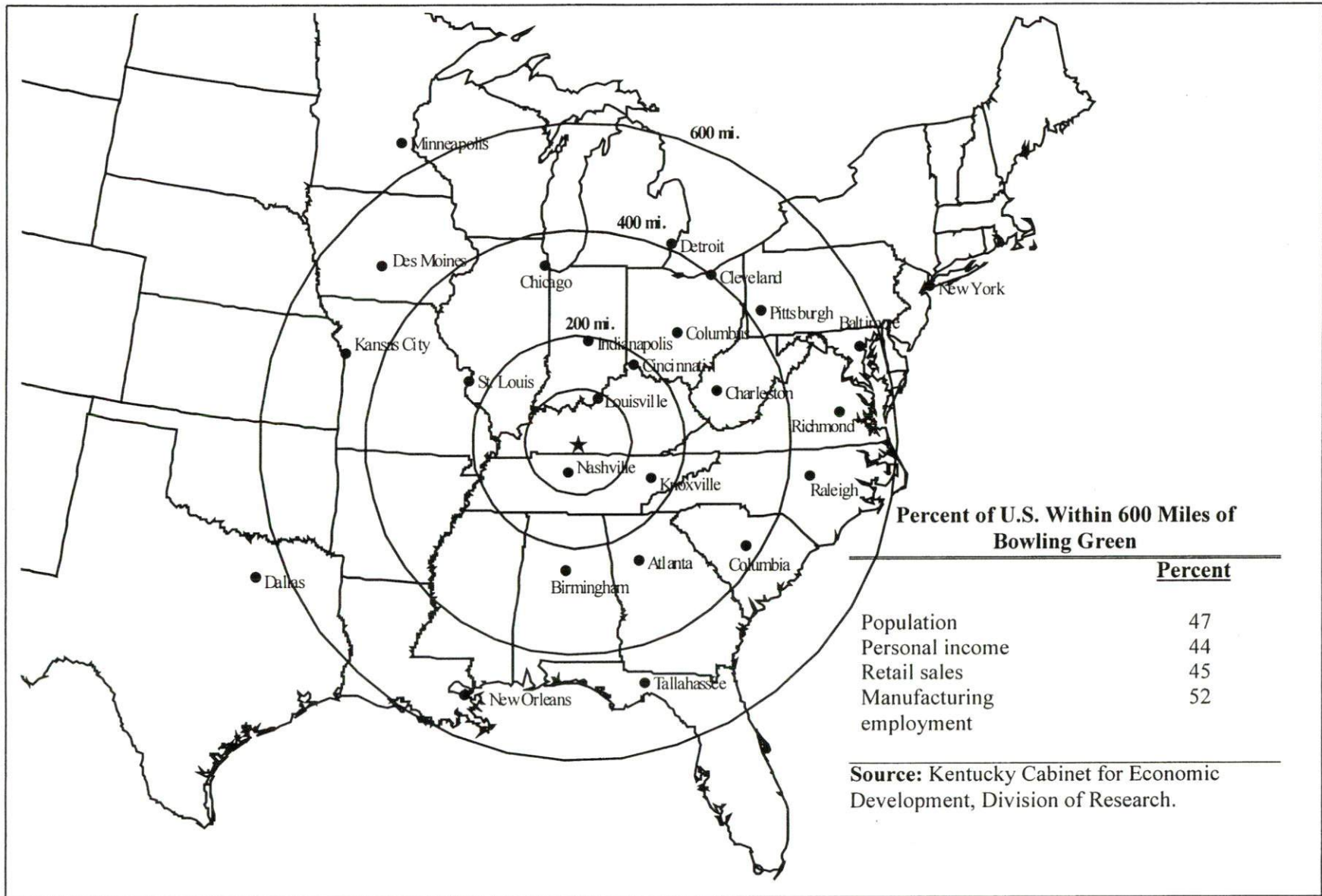
Source: AAA Map 'n' Go, DeLORME, 1998.

Truck Service

Thirty-two common carrier trucking companies provide interstate and/or intrastate service to Bowling Green, with eight having terminals located in Bowling Green.

Source: American Motor Carrier Directory, Spring 1999.

Selected Market Centers Map



Rail

CSX Transportation provides main line rail service to Bowling Green. CSX Transportation also provides the nearest intermodal facilities at Nashville, Tennessee, 62 miles southwest of Bowling Green.

For details on routing, schedules, rates, and services contact:

Manager
Industrial Development
CSX Transportation
9420 Bunsen Parkway
Suite 212
Louisville, Kentucky 40220
(502) 499-3025

Air

Local

Location:	Warren County Regional Airport
Runway length:	Bowling Green, KY 6,500 feet (asphalt) 3,956 feet (asphalt)
Phone:	(270) 842-1101

Commercial/International

Nearest International Airport

Location:	Nashville International Airport Nashville, Tennessee 71 miles southwest of Bowling Green
Air service:	Air Canada, American, American Eagle, Comair, Continental, Corporate Express, Delta, Delta Express, Midway Connection, Northwest, Skyway, Southwest, TWA, United, US Airways, US Airways Express, Trans States
Daily arrivals & departures:	364

UTILITIES

Electricity

Service area: **Bowling Green and a portion of Warren County**
Company: Bowling Green Municipal Utilities
Source of power: Tennessee Valley Authority
For industrial rates contact:

Electric Division
Bowling Green Municipal Utilities
801 Center Street
P.O. Box 10300
Bowling Green, KY 42101-7300
(270) 782-1200

Service area: **Warren County**
Company: Warren Rural Electric Cooperative Corporation
Source of power: Tennessee Valley Authority
For industrial rates contact:

Manager of Economic Development
South Kentucky Industrial Development Association, Inc.
P.O. Box 726
Hopkinsville, KY 42241-0726
(270) 885-5392

and/or

Warren Rural Electric Cooperative Corporation
951 Fairview Avenue
P.O. Box 1118
Bowling Green, KY 42102
(270) 842-6541

Natural Gas

Service area: **Bowling Green**
Company: Western Kentucky Gas Company
Source of supply: Texas Gas Transmission Company
For rates and supplies contact:

Western Kentucky Gas Company
2401 New Hartford Road
P.O. Box 886
Owensboro, KY 42302-8069
(270) 685-8069

Public Water Supply

Service area:

Company:

Bowling Green

Bowling Green Municipal Utilities

801 Center Street

P.O. Box 10300

Bowling Green, KY 42102-7300

(270) 782-1220

Treatment facilities information:

Source of raw water:

Treatment plant capacity:

Average daily consumption:

Peak daily consumption:

Storage capacity:

Water pressure:

Big Barren River

22,500,000 gallons per day

13,665,000 gallons

20,366,800 gallons

11,000,000 gallons

45 psi to 65 psi

Improvements:

Expansion of the water treatment plant is planned at an estimated cost of \$12 million. Completion is scheduled for 2001. Construction of a 30" transmission line is planned at a cost of \$1.0 million with completion scheduled for December 1999.

Service area:

Company:

Warren County

Warren County Water District

951 Fairview, Suite B

P. O. Box 10180

Bowling Green, KY 42102-4780

(270) 842-0052

Source of supply of treated water:

Amount of water that can be purchased:

Average daily consumption:

Storage capacity:

Water pressure

Bowling Green Municipal Utilities

Year 2000: 9,800,000 gallons per day

Year 2002: 10,400,000 gallons per day

Year 2010: 12,700,000 gallons per day

5,600,000 gallons

7,200,000 gallons

30 psi to 150 psi

Improvements:

Plans are underway for construction of 35,000 feet of 30-inch pipe, a two million gallon elevated storage tank, and two pumping stations. Completion is anticipated for May 2000. Construction of 20,000 feet of 20-inch pipe is planned for 2001.

Sewerage

Service area:

Company:

Bowling Green

Bowling Green Municipal Utilities
801 Center Street
P.O. Box 10300
Bowling Green, KY 42102-7300
(270) 782-1220

Design capacity:

Average daily flow:

Type of treatment:

Treated effluent discharged into:

10,600,000 gallons per day

8,000,000 gallons per day

Primary and Secondary

Big Barren River

Improvements:

A new sewer interceptor line has been designed for Natcher Parkway. The project will be completed in two phases, each costing \$5.0 million. Completion of the project is projected from 2002 through 2008.

Service area:

Company:

Warren County

Warren County Water District
951 Fairview, Suite B
P. O. Box 10180
Bowling Green, KY 42101-4780
(270) 842-0052

Source of treatment facilities:

Average daily discharge:

Amount that can be discharged:

Treated effluent discharged into:

Bowling Green Municipal Utilities

706,600 gallons

2,000,000 gallons per day

Barren River

CLIMATE

Warren County

Temperature

Average (127-year record)	59.40 degrees
Average annual, 1997	58.30 degrees
Record highest, July 1952 (57-year record)	107.00 degrees
Record lowest, January 1985 (57-year record)	-17.00 degrees
Normal heating degree days (30-year record)	3,729
Normal cooling degree days (30-year record)	1,616

Precipitation

Normal (30-year record)	47.30 inches
Mean annual snowfall 30-year record)	11.00 inches
Total precipitation, 1997	54.95 inches
Mean number days precipitation (0.01 inch or more) (30-year record)	118.40
Mean number days thunderstorms (57-year record)	52.10

<u>Prevailing Winds</u> (29-year record)	South
--	-------

Relative Humidity (30-year record)

12 midnight	79 percent
6 a.m.	84 percent
12 noon	57 percent
6 p.m.	61 percent

Notes: Heating degree day totals are the sums of negative departures of average daily temperatures from 65 degrees F. Cooling degree day totals are the sums of positive departures of average daily temperatures from 65 degrees F.

Source: U.S. Department of Commerce, National Climatic Data Center, Local Climatological Data, 1997.
Station of record: Nashville, Tennessee.

LOCAL GOVERNMENT

Structure

Bowling Green is governed by a mayor, four commissioners, and a full-time city manager. The mayor is elected to a four-year term while the commissioners each serve two-year terms. Warren County is governed by a county judge/executive and six magistrates. Each county official serves a four-year term.

Planning and Zoning

- Joint agency - City-County Planning Commission of Warren County
- Participating cities - Bowling Green, Plum Springs, Smith Gove, Woodburn
- Zoning enforced – All areas
- Subdivision regulations enforced - All areas
- Loal codes enforced - Building and housing in all areas
- Mandatory state codes enforced - Kentucky Plumbing Code, National Electric Code, Kentucky Boiler Regulations and Standards, Kentucky Building Code (modeled after BOCA code)

Local Fees and Licenses

The City of Bowling Green levies a 1.5 percent occupational license tax on wages, salaries, and commissions of individuals and on net profits of businesses within the city. A one time license registration fee of \$50.00 is charged each person engaged in any occupation, trade or profession, or other business activity conducted for gain or profit in the city.

The Warren County School District levies a 0.5 percent occupational license tax on wages, salaries, and commissions of individuals employed within the school district and on net profits of businesses within the district. Non-residents employed within the school district are exempt from this tax.

Sales and Use Tax

A state sales and use tax is levied at the rate of 6.0% on the purchase or lease price of taxable goods and on utility services. Local sales taxes are not levied in Kentucky.

State and Local Property Taxes

The Kentucky Constitution requires the state to tax all classes of taxable property, and state statutes allow local jurisdictions to tax only a few classes. All locally taxed property is subject to county taxes and school district taxes (either a county school district or an independent school district). Property located inside the city limits may also be subject to city property taxes. Property assessments in Kentucky are at 100% fair cash value. Accounts receivable are taxed at 85% of face value. Special local taxing jurisdictions (fire protection districts, watershed districts, and sanitation districts) levy taxes within their operating areas (usually a small portion of community or county).

State Property Tax Rates Per \$100 Valuation

<u>Selected Classes of Property</u>	<u>State Rate, 1998</u>	<u>Local Taxation Permitted</u>
Real Estate	\$0.153	Yes
Manufacturing Machinery	0.150	No
Pollution Control Equipment	0.150	No
Inventories:		
Raw Materials	0.050	No
Goods in Process	0.050	No
Finished Goods	0.050	Yes
Motor Vehicles	0.450	Yes
Other Tangible Personal Property	0.450	Yes
Intangibles (Accounts Receivable, Money on Hand)	0.250	No

Source: Property Tax Rates 1998, Kentucky Revenue Cabinet, Department of Property Valuation.

Local Property Tax Rates Per \$100 Valuation, 1998

<u>Taxing Jurisdiction</u>	<u>Real Estate</u>	<u>Finished Goods & Tangibles</u>	<u>Motor Vehicles</u>
<u>County</u>			
Warren County	0.1210	0.1520	0.1620
<u>Cities</u>			
Bowling Green	0.2380	0.2600	0.2600
<u>School Districts</u>			
Bowling Green Independent School District	0.6610	0.6610	0.6020
Warren County School District	0.3060	0.3060	0.5450

Source: Property Tax Rates 1998, Kentucky Revenue Cabinet, Department of Property Valuation.

EDUCATION

Primary and Secondary Schools

Public School District Enrollments and Expenditures, 1996-1997

	<u>Total Enrollment</u>	<u>Expenditures Per Pupil</u>	<u>Pupil to Teacher Ratio</u>
Bowling Green Independent	3,559	\$6,311	17.1 to 1
Warren County	10,839	\$5,775	17.8 to 1

Source: Kentucky Department of Education, Office of Curriculum, Assessment, and Accountability.

Transition to Adult Life of High School Graduates, 1996-1997

<u>County-wide</u>	<u>Number of Graduates</u>	<u>Percent of Total Graduates (%)</u>
Total High School Graduates	851	100.0
To College	524	61.6
To Vocational/Technical School	20	2.4
To Workforce	229	26.9
To Work & School	28	3.3
To Military	32	3.8
Other	18	2.1

Source: Kentucky Department of Education, Office of Curriculum, Assessment, and Accountability.

Nonpublic Schools

	<u>Enrollment</u>	<u>Grades</u>
Anchored Christian Elementary	95	PS-8
Anchored Christian High School	35	9-12
Holy Trinity Lutheran School	146	PS-6
Immaculate Heart of Mary Academy	6	K-12
Seventh Day Adventist Elementary	8	1-8
St. Joseph Elementary	275	PS-8

Source: Kentucky Schools Directory 1997-98, Kentucky Department of Education.

Colleges and Technical Schools

Area Colleges and Universities Within 60 Miles of Bowling Green

<u>Miles</u>	<u>Institution</u>	<u>Location</u>	<u>Enrollment (Fall 1997)</u>
	Western Kentucky University	Bowling Green	14,543
53	Belmont College (Private)	Nashville, TN	2,926
53	David Lipscomb College (Private)	Nashville, TN	2,543
53	Fisk University (Private)	Nashville, TN	900
53	Meharry Medical College (Private)	Nashville, TN	721
53	Tennessee St. University	Nashville, TN	8,643
53	Trevecca Nazarene College (Private)	Nashville, TN	1,547
53	Vanderbilt University (Private)	Nashville, TN	10,253
55	Elizabethtown Community College	Elizabethtown	3,595

Note: Miles are calculated as the straight-line distance from Bowling Green, not road miles.

Source: Kentucky Council on Higher Education.

Technical Schools

<u>Miles</u>	<u>Institution</u>	<u>Location</u>	<u>Enrollment (1997-1998)</u>		
			<u>Sec</u>	<u>P/S</u>	<u>Total</u>
	Bowling Green Technical College	Bowling Green	143	877	1,020
	Kentucky Advanced Technology Center	Bowling Green	0	309	309
28	Russellville ATC	Russellville	543	6	549
31	Barren County ATC	Glasgow	561	7	568
31	Bowling Green Technical College (Glasgow Campus)	Glasgow	0	207	207
39	Ohio County ATC	Hartford	673	23	696
46	Muhlenberg County ATC	Greenville	142	57	199
48	Monroe County ATC	Tompkinsville	680	2	682
55	Elizabethtown Technical College	Elizabethtown	47	662	709
59	Green County ATC	Greensburg	531	11	542

Notes: Kentucky Tech secondary schools (Sec), called area technology centers (ATC), are operated by the Cabinet for Workforce Development and the post-secondary schools (P/S), called technical colleges, are governed by the Kentucky Community and Technical College System (KCTCS). Adult courses may be offered at some secondary technical schools. Miles are calculated as the straight-line distance from Bowling Green, not road miles.

Source: Kentucky Workforce Development Cabinet, KCTCS.

Customized Training

The Kentucky Tech system, through its training and development coordinators, will provide technical assistance and will identify and develop low-cost customized training programs and services for both established and prospective businesses. Businesses wanting to establish a customized training program should contact a Training and Development Coordinator at the Bowling Green Technical College (502) 746-7461.

Assessment Services

Kentucky Tech Career Connections offers business, education, and government agencies testing packages for evaluating job applicants, selecting employees for promotional consideration and developing training programs within the organization. The Career Connections Assessment Center serving the Bowling Green area is located at the Bowling Green Technical College (502) 746-7461.

Adult Education Services

Adult education programs are available to adults who want to develop new academic skills, improve basic skills, or earn a high school equivalency diploma. In the Bowling Green area, adult basic education and adult literacy classes are administered through the Warren County Council for Literacy. Adult basic education is also provided by the Bowling Green Adult Learning Center.

Articulation agreements developed between various colleges and universities and the Kentucky Tech systems allow students to earn credits to be used when matriculating to degree programs at a college or university. The Kentucky Advanced Technology Center and Bowling Green Technical College have articulation agreements with Western Kentucky University.

Bluegrass State Skills Corporation

The Bluegrass State Skills Corporation (BSSC) was established in 1984 by the General Assembly of the Commonwealth of Kentucky as an independent, de jure corporation to stimulate economic development through customized business and industry specific skills training programs. The BSSC works with business and industry and Kentucky's educational institutions to establish programs of skills training. The BSSC is attached to the Cabinet for Economic Development for administrative purposes, in recognition of the relationship between economic development and skills training efforts.

The BSSC is comprised of two economic development tools, matching grants and the newly authorized Skills Training Investment Credit Act. The BSSC grant program is available to new, expanding and existing business and industry. Eligible training activities include pre-employment skills training and assessment; entry level, skills upgrade and occupational upgrade training; train-the-trainer travel; and capacity-building. The Skills Training Investment Credit Act provides tax credits to existing businesses for skills upgrade training.

OTHER LOCAL FACILITIES

Local Medical Personnel (Warren County)

Physicians - 365

Dentists - 113

Hospitals

General Hospital

Location

Greenview Regional Hospital
The Medical Center at Bowling Green
(parent company - Commonwealth Health Corporation)

Bowling Green
Bowling Green

Greenview Regional Hospital

Medical staff - 208 active staff physicians, 206 registered nurses, 22 licensed practical nurses

Greenview Regional Hospital is a 211-bed, full service, acute-care facility with a full range of diagnostic, surgical, therapeutic and emergency services. The hospital also has an occupational health department and wound care center. Greenview plans construction of a \$10 million medical office building to house physician offices and other hospital services.

The Medical Center at Bowling Green (Commonwealth Health Corporation)

Medical staff - 245 physicians, 341 registered nurses, 24 licensed practical nurses

Construction of a \$5.8 million ambulatory surgery center is planned on The Medical Center campus. This center will provide enhanced outpatient surgery services.

Commonwealth Health Corporation and Western Kentucky University have signed an agreement for the continued operation of an adult day care center on the Western Kentucky University campus. The center will open on July 1, 1999 and will operate under the name Barren River Adult Day Care Center at Western Kentucky University.

Commonwealth Health Corporation has agreed to purchase Mediplex Rehabilitation Hospital in Bowling Green. The 60-bed comprehensive physical rehabilitation hospital will operate as a wholly owned, not-for profit subsidiary of CHC.

These projects and programs allow CHC to continue its mission of providing comprehensive health care services to the region.

RECREATION

The City of Bowling Green and Warren County each maintain full-time recreation departments which provide 700 acres of public parks and facilities. Both parks departments provide various leagues, tournaments, instructional programs, crafts, and other activities.

The Bowling Green Parks and Recreation Department maintains 17 parks consisting of 535 acres, which include an 18-hole golf course and two nine-hole golf courses, tennis courts, soccer/football/softball/baseball fields, volleyball courts, basketball courts, swimming pool, plus picnic and playground facilities, and two community centers. The park system plans to build a community center, a 50-meter swimming pool, and additional park sites for public use, including four lighted baseball fields and will be called Preston Miller Park off Veterans Memorial Blvd. Lovers Lane Soccer Complex, completed in 1997, offers eight fields.

The Warren County Parks and Recreation Department oversees 611 acres of community parks, 409 acres not completely developed, which will be maintained by the county. Facilities include softball/baseball, tennis courts, a football/soccer field, BMX track, junior archery range, junior rifle range, picnic areas, playgrounds, and a community center.

Three private country clubs are in Bowling Green and Warren County. Two have 18-hole golf courses, swimming pools, and tennis courts. Other private facilities include a nine-hole golf course, two private swim clubs, a racquetball club, an indoor tennis club, and several spas.

The YMCA in Warren County offers racquetball courts, a full-court gymnasium, swimming pool, exercise equipment, and a full range of programs.

Lost River Cave Valley was discovered over 10,000 years ago by Native Americans. The Valley was formed by the collapse of a large cave system, generating an area over 23 acres of unique topographic features-meriting recognition in the National Register of Historic Places.

The Capital Arts Center presents live theatre, dance, and music by professional touring companies and local arts groups. The renovated movie theatre has an 850-seat capacity and is home of the Houchens Art Gallery. Public Theatre of Kentucky offers performances by a professional theatrical group. Other facilities open to the public include 14 movie theatres, two bowling alleys, and the Beech Bend International Raceway. The Raceway is an NHRA sanctioned track which hosts several national drag racing championships.

Places of historical interest in Bowling Green are Mariah Moore House, built in 1818 by the city's founding father, Robert Moore; Fountain Square Park, the original hub of community activities; and Hobson House, used as a Confederate munitions magazine during the Civil War.

Western Kentucky University is the focal point for many cultural, sporting, and educational activities. Hardin Planetarium, one of the largest in the state, is located at the University. The Kentucky Museum houses an outstanding collection of materials on the history of Kentucky. Lecture series and university drama and musical productions are popular attractions. The art gallery in the Ivan Wilson Center for Fine Arts has outstanding revolving exhibits.

The National Corvette Museum opened in 1994 and is the only one of its kind in the world. The Museum is located within a quarter mile of the General Motors Corvette Assembly Plant, where every Corvette made in the world today is produced.

The Bowling Green-Warren County Convention Center and the adjacent University Plaza Hotel offers excellent meeting and conference facilities with a combined 28,000 square feet of flexible meeting space. Special convention services include complete audio/visual facilities and full service catering. The hotel offers in-house dining, a lounge, a fitness room and equipment, a heated pool, spa, whirlpool, sauna, and game room. Located on the Hartland Golf Course, the hotel and convention center are only two miles from Interstate 65 and convenient to Western Kentucky University, numerous restaurants, shopping, and additional lodging facilities.

Area (within 70 miles)

Barren River Lake State Resort Park
Horse Cave Theater
Jefferson Davis Monument State Historic Site
Kentucky Downs Race Course
Lake Malone State Park
Mammoth Cave National Park
Nolin River Lake
Rough River Dam State Resort Park
Shaker Museum at South Union

APPENDIX - DEFINITIONS

Geographic definition of the labor market area

A county's labor market area is defined as the base county, adjacent counties, and any other major commuting counties. Adjacency is used to define the labor market area primarily because of the small size of Kentucky's counties. The major commuting counties are defined from the point of view of the base county. Major commuting counties are those counties that comprise 90% of the base county's total commuters. The source of the commuting patterns is the 1990 journey-to-work data available from the U.S. Department of Commerce, Bureau of Economic Analysis.

Example – Logan County

To determine the labor market area for Logan County the following steps are taken. First, the counties with workers commuting into Logan county are listed in ascending order (see the table below). The cumulative percent is calculated. Next, all counties that comprise up to 90% of the commuters are included in the labor market area (actually the cut-off will be the county that breaks the 90% threshold – Montgomery County, TN at 92.6% in this case). Although Robertson is not a major commuter county, it is included since it is adjacent. The Logan County labor market is then comprised of the seven bold-faced counties in the table below.

Labor Market Area Example – Logan County				
Adjacent to Logan	Commuter County	Commuters into Logan	Percent of Total Commuters	Cumulative Percent
Y	Todd	385	24.4%	24.4%
Y	Warren	377	23.9	48.4
Y	Muhlenberg	365	23.2	71.5
Y	Simpson	162	10.3	81.8
Y	Butler	116	7.4	89.1
	Montgomery, TN	55	3.5	92.6
	Christian	36	2.3	94.9
	Sumner, TN	35	2.2	97.1
Y	Robertson, TN	25	1.6	98.7
	Davidson, TN	20	1.3	100.0
<i>Total Commuters into Logan County</i>		<i>1,576</i>	<i>100.0</i>	

Source: U.S. Department of Commerce, Bureau of Economic Analysis. Regional Economic Information System, CD-ROM. August 1997.

Potential Labor Supply

The potential labor supply is an estimate of those persons not classified as in the labor force (not employed and not unemployed), but who want a job. The assumption is that people not in the labor force at the local level would like a job at the same rate as the nation. The U.S. Department of Labor, Bureau of Labor Statistics provides national, yearly estimates of the percent of the people not in the labor force who want a job. This percent is applied to the county-level number of people not in the labor force.

Underemployed

Wholesale/retail trade and non-professional services have historically paid low wages. The assumption is that workers in these industries would take higher paying jobs if they were available. Non-professional services excludes Miscellaneous Repair Services (SIC 7600), Health Services (SIC 8000), Legal Services (SIC 8100), and Engineering and Management Services (SIC 8700).

Total Available Labor

Total available labor is the sum of the number of unemployed, potential labor supply, and underemployed. Please note that the number of unemployed is the only generally accepted measure of labor availability. The other concepts are weaker measures and should be used with caution.