

1988

# Industrial Resources: Warren County - Bowling Green

Kentucky Library Research Collections  
Western Kentucky University, [spcol@wku.edu](mailto:spcol@wku.edu)

Follow this and additional works at: [https://digitalcommons.wku.edu/warren\\_cty](https://digitalcommons.wku.edu/warren_cty)



Part of the [Business Administration, Management, and Operations Commons](#), [Growth and Development Commons](#), and the [Infrastructure Commons](#)

---

## Recommended Citation

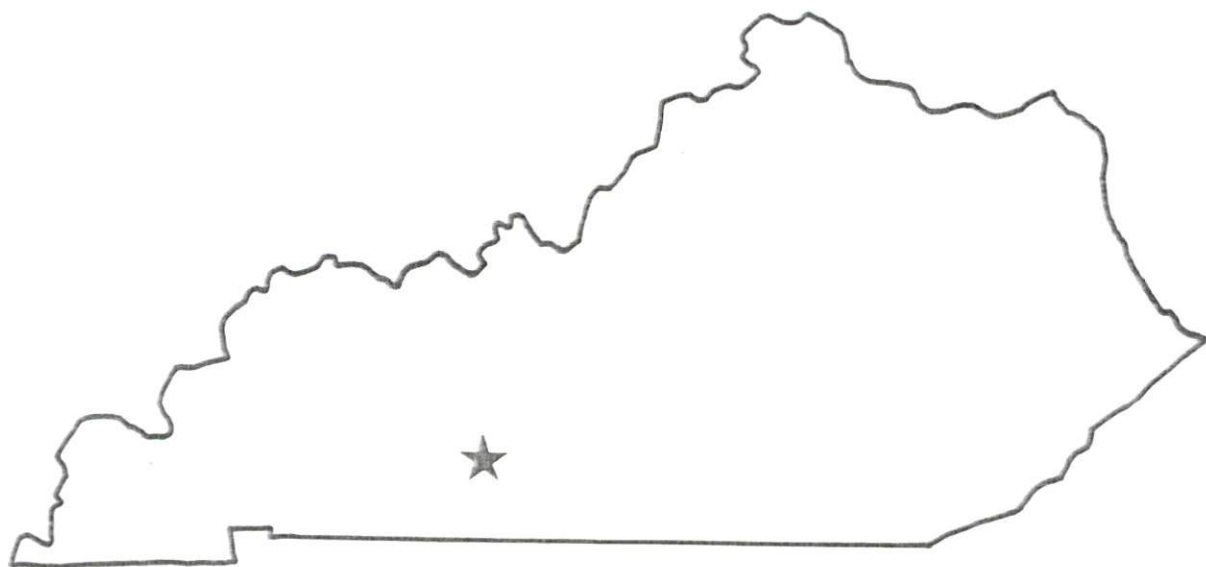
Kentucky Library Research Collections, "Industrial Resources: Warren County - Bowling Green" (1988). *Warren County*. Paper 3.  
[https://digitalcommons.wku.edu/warren\\_cty/3](https://digitalcommons.wku.edu/warren_cty/3)

This Report is brought to you for free and open access by TopSCHOLAR®. It has been accepted for inclusion in Warren County by an authorized administrator of TopSCHOLAR®. For more information, please contact [topscholar@wku.edu](mailto:topscholar@wku.edu).

## RESOURCES FOR ECONOMIC DEVELOPMENT

# Bowling Green

1.



**KENTUCKY**

Open for Business

RESOURCES FOR ECONOMIC DEVELOPMENT  
BOWLING GREEN, KENTUCKY

Prepared by  
The Kentucky Department of Business Development  
Division of Research and Planning  
in cooperation with  
The Bowling Green-Warren County Chamber of Commerce

1988

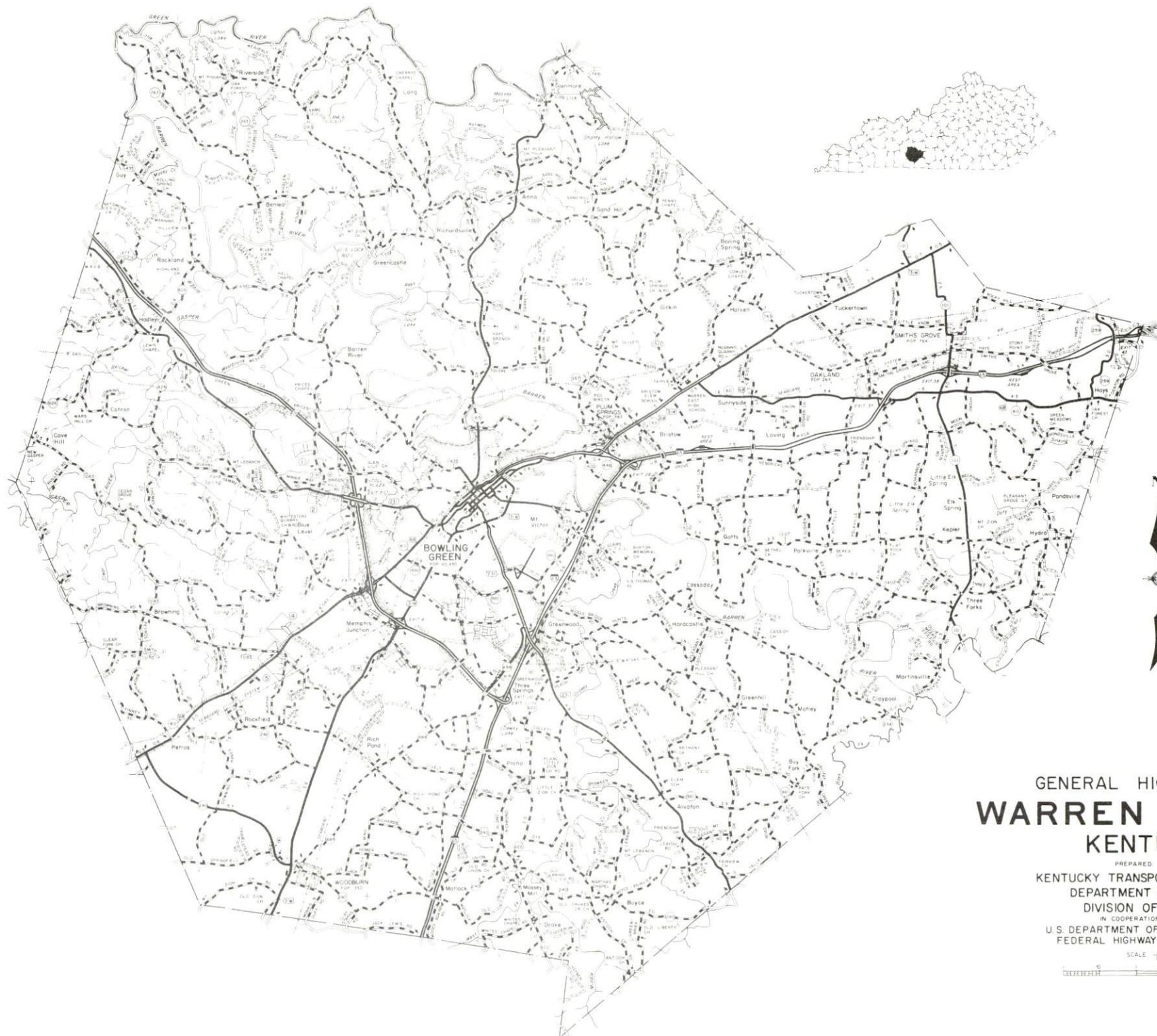
Program manager - Andrew Dennis; research - Keith Roberts; clerical - Bobbi Graves; graphics - Tony Cecconi, Robert Owens, Pat Coleman; cartography - Site Evaluation Branch, Division of Industrial Development and Marketing. Cost of printing paid from state funds.



## TABLE OF CONTENTS

<u>Chapter</u>	<u>Page</u>
INDUSTRIAL SITES . . . . .	i
BOWLING GREEN, KENTUCKY - A RESOURCE PROFILE . . . . .	1
THE LABOR MARKET STATISTICS . . . . .	2
Labor Market Area Map . . . . .	2
Population . . . . .	3
Population Projections . . . . .	3
Unemployment Rates, 1980-1987 - Line Chart . . . . .	4
Labor Force Characteristics of Residents, 1987 . . . . .	5
Selected Components of Nonagricultural Employment, by Place of Work, 1986 . . . . .	5
Estimated Male Labor Supply . . . . .	6
Estimated Female Labor Supply . . . . .	6
Average Placement Wages . . . . .	7
Per Capita Personal Income . . . . .	7
Average Weekly Wages of Workers Covered by Unemployment Insurance F.Y. 1986-87 - Bar Chart . . . . .	8
Average Weekly Wages by Industry, by Place of Work, 1986 . . . . .	9
EXISTING INDUSTRY . . . . .	10
Major Bowling Green Manufacturing Firms, Their Products and Employment . . . . .	10
Labor Organizations in Manufacturing Firms . . . . .	12
Bowling Green Innovation Center . . . . .	12
Selected Industrial Services . . . . .	13
TRANSPORTATION . . . . .	14
Rail . . . . .	14
Highways . . . . .	14
Truck Service . . . . .	15
Air . . . . .	16
Air Express Service . . . . .	16
Water . . . . .	16
POWER AND FUEL . . . . .	17
Electricity . . . . .	17
Natural Gas . . . . .	17
Other Fuels . . . . .	18
WATER AND SEWERAGE . . . . .	19
Public Water Supply . . . . .	19
Sewerage . . . . .	21

<u>Chapter</u>	<u>Page</u>
CLIMATE . . . . .	25
LOCAL GOVERNMENT . . . . .	26
Structure . . . . .	26
Planning and Zoning . . . . .	26
Local Fees and Licenses . . . . .	26
State and Local Property Taxes . . . . .	27
Combined State and Local Rates Per \$100 Valuation, 1987 . . . . .	27
Safety . . . . .	28
Police . . . . .	28
Fire . . . . .	28
Rescue Service . . . . .	28
Refuse Collection and Disposal . . . . .	28
EDUCATION . . . . .	29
Public Schools . . . . .	29
Nonpublic Schools . . . . .	29
Area Colleges and Universities . . . . .	30
Vocational Training . . . . .	32
HEALTH . . . . .	34
Local Medical Personnel . . . . .	34
Hospitals . . . . .	34
Other Medical Facilities . . . . .	34
Ambulance Service . . . . .	34
OTHER LOCAL FACILITIES . . . . .	35
Communications . . . . .	35
Library Services . . . . .	35
Religious Institutions . . . . .	36
Financial Institutions . . . . .	36
Hotels and Motels . . . . .	36
RECREATION . . . . .	37
COMMUNITY IMPROVEMENTS . . . . .	40



GENERAL HIGHWAY MAP  
**WARREN COUNTY**  
KENTUCKY

PREPARED BY THE  
KENTUCKY TRANSPORTATION CABINET  
DEPARTMENT OF HIGHWAYS  
DIVISION OF PLANNING  
IN COOPERATION WITH THE  
U.S. DEPARTMENT OF TRANSPORTATION  
FEDERAL HIGHWAY ADMINISTRATION

SCALE 1:25000  
0 1 2 3 4 MILES



## BOWLING GREEN, KENTUCKY - A RESOURCE PROFILE

Bowling Green, the county seat of Warren County, is the home of Western Kentucky University. Situated on the banks of the Barren River, Bowling Green is Kentucky's fifth largest city with a 1986 estimated population of 41,300. The city is located 64 miles north of Nashville, Tennessee; 113 miles southwest of Louisville, Kentucky; and 278 miles southeast of St. Louis, Missouri.

Warren County covers a land area of 547 square miles in Kentucky's Pennyroyal Region. Warren County had a 1986 estimated population of 83,905.

**The Economic Framework** - The total number of Warren County residents employed in 1987 averaged 36,850. In 1986, manufacturing firms in the county reported 8,130 employees; wholesale and retail trade provided 8,510 jobs; 5,890 people were employed in service occupations; state and local government accounted for 4,590 employees; contract construction firms provided 1,210 jobs; and 80 people were employed by mining and quarrying operations.

**Labor Supply** - There is a current estimated labor supply of 9,940 men and 13,525 women available for industrial jobs in the labor market area. In addition, from 1988 through 1992, 6,930 young men and 6,620 young women in the area will become 18 years of age and potentially available for industrial jobs.

**Transportation** - CSX Transportation provides main line rail service to Bowling Green. Major highways directly serving Bowling Green are Interstate 65, the Green River Parkway (a multilane toll road), and U.S. Highways 31W, 68, and 231. Of the twenty-nine trucking companies providing interstate and/or intrastate service to Bowling Green, fourteen companies maintain local terminals. The Bowling Green-Warren County Airport maintains two paved runways; 6,500 and 4,000 feet in length. The nearest scheduled commercial airline service is available at the Nashville Metropolitan Airport near Nashville, Tennessee, 70 miles south of Bowling Green.

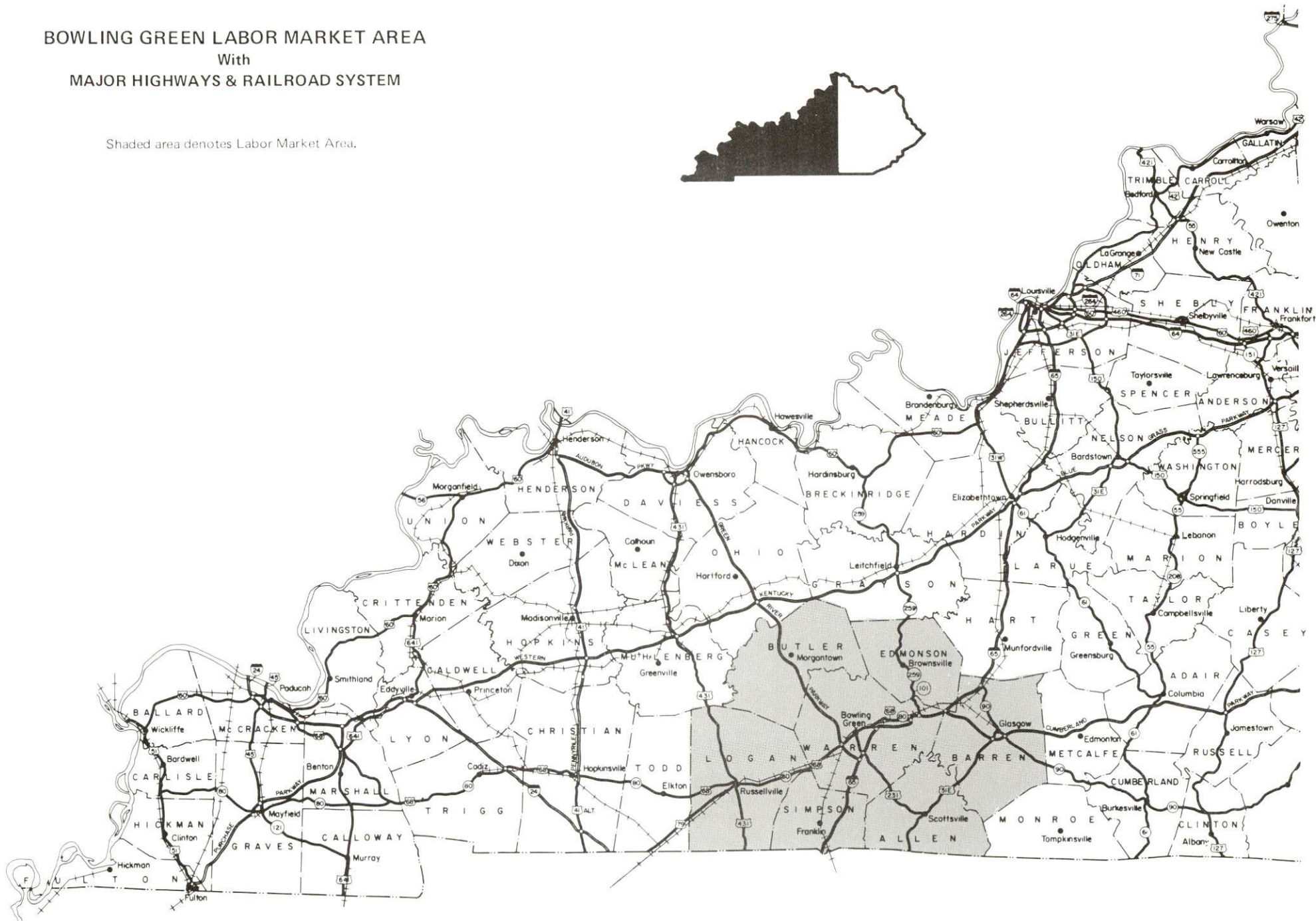
**Power and Fuel** - Electric power is provided to Bowling Green and a portion of Warren County by Bowling Green Municipal Utilities. Warren County is also provided electric power by the Warren Rural Electric Cooperative. Both Bowling Green Municipal Utilities and Warren Rural Electric Cooperative are supplied by the Tennessee Valley Authority. Natural gas service is provided by the Western Kentucky Gas Company. Two distributors of propane and four distributors of distillate fuel oil are located in Bowling Green.

**Education** - Primary and secondary education is provided by the Bowling Green Independent School System and the Warren County School System. Both school systems are accredited by the Southern Association of Colleges and Schools. Western Kentucky University, located in Bowling Green, offers degrees in associate, bachelors, masters, and specialist degree programs. The Bowling Green Junior College offers business-oriented programs through seven academic departments. In addition, eleven other colleges and universities are located within 65 miles of Bowling Green. The Bowling Green State Vocational-Technical School offers training in 33 course areas.

# BOWLING GREEN LABOR MARKET AREA

With  
MAJOR HIGHWAYS & RAILROAD SYSTEM

Shaded area denotes Labor Market Area.





## LABOR MARKET STATISTICS

The Bowling Green Labor Market Area includes Warren County and the adjoining Kentucky counties of Allen, Barren, Butler, Edmonson, Logan, and Simpson.

### POPULATION

Area	1986*	1980	1970	Percent Nonwhite
				1980
Bowling Green	41,300	40,450	36,705	12.5
Labor Market Area	194,812	179,802	152,480	-
Warren County	83,905	71,828	57,884	9.0
Allen County	14,611	14,128	12,598	1.3
Barren County	33,731	34,009	28,677	5.1
Butler County	11,129	11,064	9,723	0.6
Edmonson County	10,824	9,962	8,751	1.9
Logan County	25,760	24,138	21,793	9.3
Simpson County	14,852	14,673	13,054	12.4

\* Population estimates.

Note: The 1980 city counts of population by race are provisional.

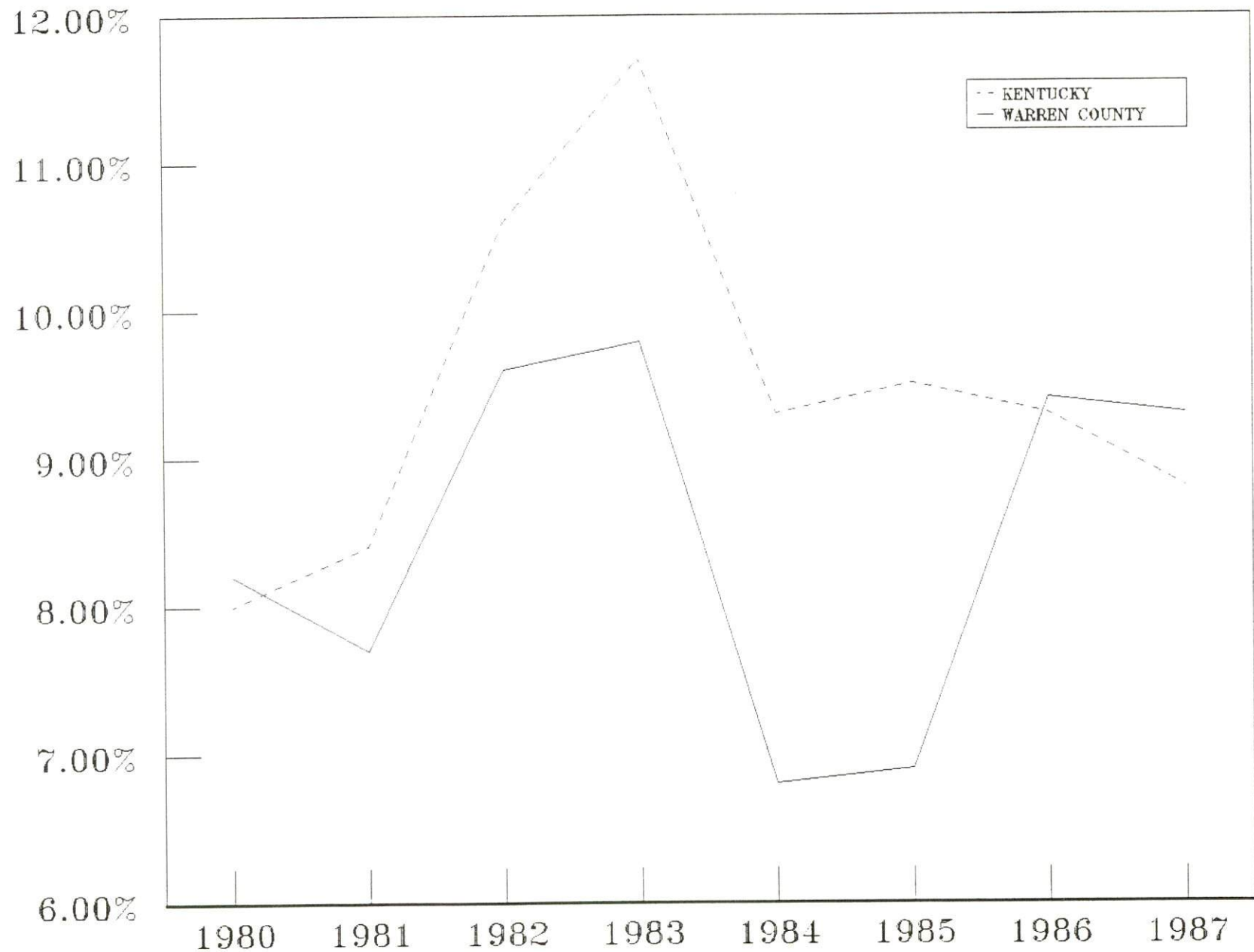
Sources: U.S. Department of Commerce, Bureau of the Census, 1980 Census of Population and Housing, March 1981; 1980 Census of Population, Number of Inhabitants. University of Louisville, Urban Studies Center, Population Unit.

### POPULATION PROJECTIONS

Area	1990	1995	2000	2010
Labor Market Area	205,108	214,127	220,845	231,047
Warren County	86,410	90,539	93,632	98,403
Allen County	14,905	15,327	15,604	15,944
Barren County	36,754	38,474	39,711	41,542
Butler County	12,361	12,817	13,174	13,754
Edmonson County	12,007	12,609	13,059	13,695
Logan County	26,752	27,609	28,263	29,227
Simpson County	15,919	16,752	17,402	18,482

Source: University of Louisville, Urban Studies Center, Population Research Unit, How Many Kentuckians: Population Forecasts, 1980-2020, the 1986 Edition, Spring 1986.

# UNEMPLOYMENT RATES



# LABOR FORCE CHARACTERISTICS OF RESIDENTS, 1987

	Warren County	Labor Market Area
Civilian Labor Force	40,612	93,960
Employment	36,852	85,060
Unemployment	3,760	8,900
Rate of Unemployment (%)	9.3	9.5

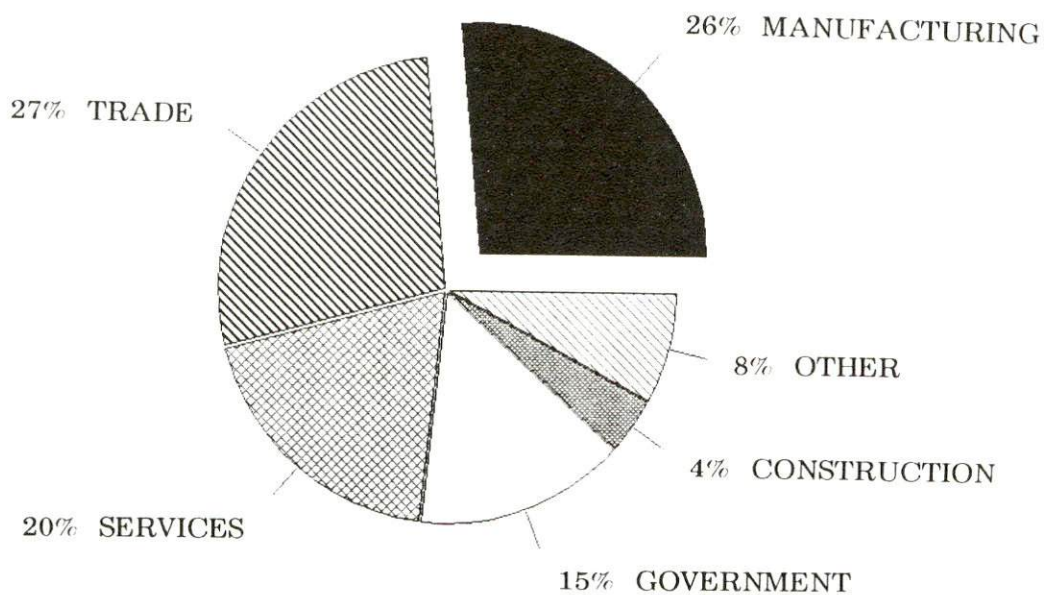
Source: Kentucky Cabinet for Human Resources, Kentucky Labor Force Estimates, Annual Averages, 1987.

## SELECTED COMPONENTS OF NONAGRICULTURAL EMPLOYMENT BY PLACE OF WORK, 1986

	Warren County	Labor Market Area
All Industries (total)	30,695	62,645
Manufacturing	8,128	21,770
Wholesale & Retail Trade	8,512	15,114
Services	5,889	9,829
State/Local Government	4,590	8,622
Contract Construction	1,206	2,458

Note: Excludes domestic workers, railway workers, certain nonprofit corporations, majority of federal government workers, and self-employed workers.  
Source: Kentucky Cabinet for Human Resources, Average Monthly Workers Covered by Kentucky Unemployment Insurance Law, 1986.

### WARREN COUNTY





ESTIMATED MALE LABOR SUPPLY  
BOWLING GREEN LABOR MARKET AREA

Area	Current				Future
	Total Male	Unemployed	Under-employed	Not in Labor Force	Becoming 18 years of age 1988 thru 1992
Labor Market Area*	9,937	4,770	4,753	414	6,928
Warren	4,022	1,747	2,275	0	2,644
Allen	746	396	344	6	510
Barren	1,661	926	735	0	1,336
Butler	843	484	327	32	449
Edmonson	951	311	264	376	416
Logan	1,205	692	513	0	944
Simpson	509	214	295	0	629

ESTIMATED FEMALE LABOR SUPPLY  
BOWLING GREEN LABOR MARKET AREA

Area	Current				Future
	Total Female	Unemployed	Under-employed	Not in Labor Force	Becoming 18 years of age 1988 thru 1992
Labor Market Area*	13,525	5,002	5,703	2,820	6,623
Warren	5,036	2,109	2,927	0	2,467
Allen	760	471	289	0	476
Barren	2,417	853	926	638	1,324
Butler	1,296	207	192	897	426
Edmonson	1,439	325	352	762	413
Logan	1,678	641	542	495	920
Simpson	899	396	475	28	597

\* Additional workers may be drawn from other nearby counties.

**Note:** Unemployed - persons unemployed and actively seeking work; Underemployed - persons employed but working only 14 to 26 weeks per year; Not in Labor Force - represents the number of persons who would enter the labor force if suitable employment were available (based on the assumption that persons in Kentucky would like to participate in the labor force in the same proportion that they do nationally).

**Sources:** Kentucky Cabinet for Human Resources, Kentucky Labor Supply Estimates by County, 1986. Kentucky Department of Economic Development, Future Labor Supply Becoming 18 Years of Age, 1988 thru 1992.

## AVERAGE PLACEMENT WAGES

Warren County is served by the Bowling Green local office of the Kentucky Department for Employment Services. The focus of the following data is on job placements made by the Bowling Green local office and may therefore be used as an indicator of the wages which employers in the area pay new employees. During the twelve months which ended on June 30, 1987, the local employment office filled 3,469 job openings in various occupational categories. The average hourly wage for selected occupational categories were:

<u>OCCUPATIONAL CATEGORY</u>	<u>NUMBER OF PLACEMENTS</u>	<u>AVERAGE WAGE(\$)</u>
All Occupations	3,469	4.15
Clerical	845	3.70
Sales	159	3.60
Services (excluding domestic)	583	3.52
Agricultural, Fishery, Forestry, etc.	71	3.60
Processing	45	7.24
Machine Trades	338	4.80
Bench Work	314	4.36
Structural	237	4.71
Motor Freight/ Transportation	153	5.13
Packaging and Materials Handling	584	4.42
Other	31	4.20

The Bowling Green local office also serves Allen, Butler, Edmonson, Logan, and Simpson Counties. The above occupational categories are taken from the Dictionary of Occupational Titles published by the U.S. Department of Labor.

Source: Kentucky Cabinet for Human Resources, Department for Employment Services.

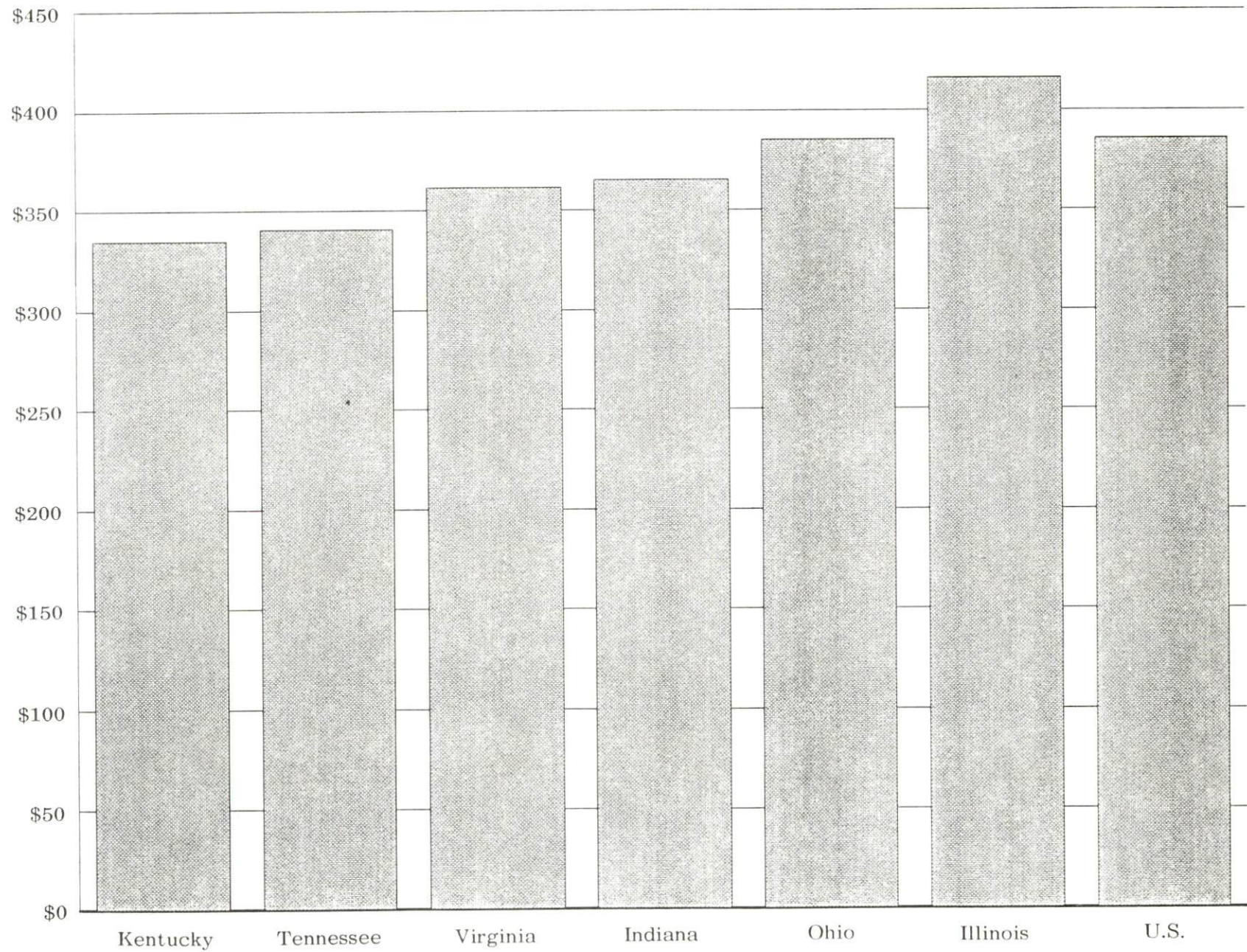
## PER CAPITA PERSONAL INCOME

<u>Area</u>	<u>1980</u>	<u>1984</u>	<u>Percent Change</u>
Warren County	\$ 7,279	\$ 9,413	29.3
Labor Market Area Range	\$4,750 - 7,287	\$5,901 - 10,381	-
Kentucky	7,644	10,232	33.9
U.S.	9,494	12,772	34.5

Sources: U.S. Department of Commerce, Bureau of Economic Analysis. Kentucky Economic Information System, June 1986.



AVERAGE WEEKLY WAGES OF WORKERS COVERED BY  
UNEMPLOYMENT INSURANCE F.Y. 1986-87



AVERAGE WEEKLY WAGES BY INDUSTRY  
BY PLACE OF WORK, 1986

	Warren County	Allen County	Barren County	Butler County
All Industries	\$311.80	\$277.13	\$302.86	\$215.97
Mining & Quarrying	322.28	151.33	280.26	439.63
Contract Construction	273.18	277.28	322.60	211.26
Manufacturing	431.73	328.63	398.77	183.83
Transportation, Communications & Public Utilities	374.38	392.43	358.16	302.43
Wholesale & Retail Trade	206.88	225.17	185.57	202.82
Finance, Insurance & Real Estate	339.38	280.70	290.85	271.89
Services	269.92	192.16	239.24	164.41
State/Local Government	341.46	268.61	285.18	244.54
Other	184.40	227.45	127.21	*
	Edmonson County	Logan County	Simpson County	
All Industries	\$225.89	\$300.95	\$329.87	
Mining & Quarrying	*	239.46	*	
Contract Construction	216.01	357.77	227.25	
Manufacturing	*	348.48	427.69	
Transportation, Communications & Public Utilities	236.71	344.21	420.79	
Wholesale & Retail Trade	155.93	175.01	169.67	
Finance, Insurance & Real Estate	276.07	264.77	322.38	
Services	219.21	258.47	204.16	
State/Local Government	263.41	293.56	261.81	
Other	*	220.60	*	

\* Not disclosed.

**Note:** The average weekly wage for each category includes the salaries and wages of all persons working for that type business. For example, the manufacturing category includes both production workers and administrative personnel. Excludes domestic workers, railway workers, certain nonprofit corporations, majority of federal government workers, and self-employed workers.

**Source:** Kentucky Cabinet for Human Resources, Average Weekly Wages of Workers Covered by Kentucky Unemployment Insurance Law, 1986.



# EXISTING INDUSTRY

## MAJOR BOWLING GREEN MANUFACTURING FIRMS, THEIR PRODUCTS AND EMPLOYMENT\*

Firm (Establishment date)	Product	Average Employment			Labor Unions
		Total	Male	Female	
Bada Company, Inc. (1972)	Lead wheel weights	65	-	-	
Country Oven Bakery (1981)	Frozen dough, hearth bread	285	-	-	
DESA International, Inc. (1964)	Portable heaters, electric chain saws, powder actuated tools	350	245	105	Sheet Metal Workers**
Detrex Corporation (1955)	Degreasing equipment, commercial dry cleaning equipment	307	-	-	Sheet Metal Workers**
Dibrell Kentucky, Inc. (1962)	Tobacco redrying	243	-	-	
The Director's Chair (1982)	Wood furniture & swings, brush blocks	120	70	50	
Eaton Corporation, Cutler Hammer Products (1964)	Electrical & electronic controls	600	400	200	Machinists**
Exceptional Industries (1968)	Industrial sub- assemblies, specialty packaging	70	30	40	
Fruit of the Loom Company, Inc. (1941)	Men's and boys' underwear	952	190	762	

(Continued)

Firm (Establishment date)	Product	Average Employment			Labor Unions
		Total	Male	Female	
General Motors Corporation, GMAD Bowling Green (1980)	Automobiles	1,350	1,225	125	Auto Workers**
Hills Pet Products (1987)	Dry dog & cat food	110	-	-	
Holley Automotive, Inc. (1951)	Carburetors, fuel injectors	878	-	-	
Holley Automotive, Inc., Plant #3 (1980)	Carburetors, transmission modulators, metal stampings	839	-	-	
Lord Corporation (1974)	Shock & vibration control systems	165	125	40	
NASCO, Inc. (1987)	Automotive coil suspension springs	55	-	-	
Nehi Royal Crown Bottling Company, Inc. (1931)	Soft drinks, syrops, plastic jugs	106	95	11	
News Publishing Company, Park City Daily News (1854)	Newspaper	75	40	35	
Nyloncraft of Kentucky (1987)	Plastic injection molding	90	-	-	
Plastipak Packaging (1979)	Plastic bottles	100	-	-	
Scott Tobacco Company (1902)	Twist tobacco	85	16	69	
Western Kraft Paper Group, Division of Willamette Industries, Inc. (1965)	Shipping containers	100	87	13	

(Continued)

<u>Firm</u> <u>(Establishment date)</u>	<u>Product</u>	<u>Average Employment</u>			<u>Labor</u> <u>Unions</u>
		<u>Total</u>	<u>Male</u>	<u>Female</u>	
Wingfoot Films Corporation (1975)	Polytubes, sheeting, film, polyethylene liners, bags	74	70	4	Sheet Metal Workers**

\* Manufacturing firms with 50 or more employees.

\*\* See Labor Organizations below.

Sources: Kentucky Department of Economic Development, 1987 Kentucky Directory of Manufacturers; Division of Research and Planning.

#### LABOR ORGANIZATIONS IN MANUFACTURING FIRMS

<u>Union</u>	<u>Representing workers at:</u>
International Association of Machinists and Aerospace Workers, AFL-CIO	Eaton Corporation, Cutler Hammer Products
International Union, United Automobile, Aerospace and Agricultural Implement Workers of America	General Motors Corporation, GMAD Bowling Green
Sheet Metal Workers' International Association	DESA International, Inc.; Detrex Chemical Company; Wingfoot Films Corporation

#### Bowling Green Innovation Center

The Bowling Green Innovation Center, which began operations in July of 1987, is a business "incubator" designed to assist new and existing companies in the critical stage of development. The center leases affordable space, provides office support services, and offers business counseling to young companies during the early years of operation to enhance their opportunity for long-term success. The 70,000-square-foot facility provides office and industrial space for manufacturing, service centers, research and development, assembly, and general office activities.

# SELECTED INDUSTRIAL SERVICES

<u>Types of Service</u>	<u>Location</u>	<u>Mileage from Bowling Green</u>
Custom Data Processing	Bowling Green, Kentucky	-
Custom Plastics Producers	Bowling Green, Kentucky	-
Electric Motor Repair	Bowling Green, Kentucky	-
Grinding, Precision & Tool	Glasgow, Kentucky	33
Heat Treating Facilities	Nashville, Tennessee	64
Industrial Equipment & Supplies	Bowling Green, Kentucky	-
Industrial Gases	Bowling Green, Kentucky	-
Industrial Waste Removal	Russellville, Kentucky	29
Machine Shops, Tool & Die	Bowling Green, Kentucky	-
Metal Castings	Horse Cave, Kentucky	36
Metal Finishers	Horse Cave, Kentucky	36
Metal Service Centers	Bowling Green, Kentucky	-
Millwrights	Bowling Green, Kentucky	-
Public Warehouse Facilities	Bowling Green, Kentucky	-

Sources: Kentucky Department of Economic Development, Kentucky Directory of Selected Industrial Services, 1987; Division of Research and Planning.



## TRANSPORTATION

### Rail

#### Line serving Bowling Green - CSX Transportation

Services - Main line; one northbound and one southbound freight makes daily stops; five northbound and five southbound through freights daily; switch engine; team track space for 12 cars; nearest piggyback facilities are located in Nashville, Tennessee, 64 miles south

For details on routing, schedules, rates, and services contact:

Manager  
Industrial Development  
CSX Transportation  
908 West Broadway  
P. O. Box 2157  
Louisville, Kentucky 40201  
(502) 587-7746

### Highways

Bowling Green is served by an excellent highway system. Interstate 65, a major north-south highway, serves Bowling Green with three interchanges. The Green River Parkway, a multilane toll road, directly serves the city with three interchanges and provides access to major east-west routes, including the Western Kentucky Parkway, 37 miles northwest of Bowling Green. Access to the Cumberland Parkway, another multilane toll road, is 20 miles northeast of Bowling Green via Interstate 65.

Other major highways serving Bowling Green are U.S. Highways 31W, 68 and 231, all "AAA"-rated (80,000-pound gross load limit) trucking highways.

## Truck Service

AAA Cooper Transportation*	Jones Truck Lines, Inc. (T)**
A & H Truck Line, Inc. (T)**	Majors Transit, Inc.**
ANR Freight System, Inc. (T)**	Manning Motor Express, Inc.**
Advance Transportation Company**	Middlewest Freightways, Inc. (T)**
American Freight System, Inc.*	Mural Transport, Inc.**
Averitt Express, Inc. (T)**	Overnite Transportation Company (T)**
Bailey's Express, Inc.**	P-I-E Nationwide, Inc. (T)*
Buske Lines, Inc.**	Portland Express, Inc. (T)**
CW Transport, Inc. (T)**	Roadway Express, Inc. (T)**
Central Transport, Inc.**	TSC Express**
Consolidated Freightways Corporation of Delaware (T)**	Thurston Motor Lines (T)*
F-F-E Transportation Services, Inc.**	Tyme Dedicated Truck Service, Inc. (T)**
Franklin Express**	Watkins Motor Lines, Inc.**
Hayes, Marvin, Lines, Inc.*	Yellow Freight System, Inc. (T)**
Hohenwald Truck Lines, Inc.**	

(T) Local terminal.

\* Interstate service only.

\*\* Interstate and intrastate service.

Source: American Motor Carrier Directory, Spring 1988.

## HIGHWAY MILES AND TRUCK TRANSIT TIME IN DAYS FROM BOWLING GREEN, KENTUCKY, TO SELECTED MARKET CENTERS

City	Highway Miles	Delivery		City	Highway Miles	Delivery	
		Time TL				Time TL	
Atlanta, GA	303	2		Los Angeles, CA	2,068	8	
Baltimore MD	711	5		Louisville, KY	113	1	
Birmingham, AL	253	2		Nashville, TN	64	1	
Chicago, IL	402	2		New Orleans, LA	578	4	
Cincinnati, OH	214	1		New York, NY	871	5	
Cleveland, OH	459	3		Pittsburgh, PA	501	4	
Detroit, MI	472	3		St. Louis, MO	278	2	
Knoxville, TN	240	1					

Note: Mileage computations are via the best interstate or primary highways, not necessarily the most direct route of travel.

Sources: Rand McNally Deluxe Motor Carriers' Road Atlas, 1987. Official Kentucky Mileage Map, 1980. Delivery time - Majors Transit, Inc., P. O. Box 9, Caneyville, Kentucky 42721.

## Air

### Local

Bowling Green-Warren County Airport  
Location: Bowling Green  
Runways: 2 paved  
Length: 6,500 feet; 4,000 feet  
Traffic  
Control: Wind tee, airport advisory service  
Lighting: Runways, obstructions, taxiways, beacon, wind tee, strobes approach to 3, VASI  
Services: 100 octane and jet-A fuel, charter, plane rental, storage, major and minor A&P repairs, oxygen, FAA flight service station, taxi and car rental  
Air Freight Service: Chartered air freight service must be arranged

### Nearest Scheduled Commercial Airline Service

Nashville Metropolitan Airport  
Location: 6 miles southeast of Nashville, Tennessee;  
70 miles south of Bowling Green  
Runways: 3 paved  
Length: 8,500 feet; 7,700 feet; 4,300 feet  
Traffic  
Control: Control tower  
Lighting: Beacon, runway  
Services: American, Delta, Eastern, Pan Am, Piedmont, Northwest, TWA, United, USAir, Allegheny Commuter, Southwest, Comair, Braniff, American Eagle; fuel - 100LL, jet-A; tie-downs, hangars; major A & P repairs, major Avionics repairs; APU, charter, flight instruction, oxygen, plane rental, survival equipment, U.S. Customs; taxi, limousine, car rental, courtesy car, public transit; weather information; restaurants, snack bars, hotel, business center  
Air Freight Service: Air freight terminal

### Air Express Service

Several major companies offer air express services in Kentucky. These companies provide a quick means of shipping small to medium-sized packages expeditiously.

## Water

Bowling Green is located approximately 55 miles southeast of the Green River near Paradise, Kentucky. A nine-foot navigation channel is maintained on the Green River from Paradise to the Ohio River.

## POWER AND FUEL

### Electricity

Company serving **Bowling Green and a portion of Warren County** -

Bowling Green Municipal Utilities

Source of power - Tennessee Valley Authority

For industrial rates contact:

Bowling Green Municipal Utilities

Electric Division

801 Center Street

Bowling Green, Kentucky 42101

(502) 782-1200

Company serving **Warren County** - Warren Rural Electric Cooperative Corporation

Source of power - Tennessee Valley Authority

For industrial rates contact:

Warren RECC

951 Fairview Avenue

Bowling Green, Kentucky 42101

(502) 842-6541

### Natural Gas

Company serving **Bowling Green** - Western Kentucky Gas Company

Source of supply - Texas Gas Transmission Corporation

Size of transmission mains - 8-inch (supplier); 8-inch (distributor)

Distribution mains - 2 to 10 inches

Distribution pressure - 30 psi

Btu content - 1,000 per cubic foot

Specific gravity - 0.60

For rates and supplies contact:

Western Kentucky Gas Company

311 West 7th Street

Owensboro, Kentucky 42302

(502) 685-8067



## Other Fuels

### Propane

Miller's Bottled Gas, Inc.  
(bulk plant)  
110 Campbell Lane  
Bowling Green, Kentucky 42101

Southern States Bowling Green  
Petroleum Cooperative  
(bulk plant)  
Emmett Drive  
Bowling Green, Kentucky 42101

### Fuel oils

#### Distillate fuel oil -

Browning Oil Company  
Louisville Road  
Bowling Green, Kentucky 42101

Southern States Bowling Green  
Petroleum Cooperative  
Emmett Drive  
Bowling Green, Kentucky 42101

Hildreth-Hopper Oil Company  
435 Raven Street  
Bowling Green, Kentucky 42101

Key Oil Company, Inc.  
3170 Fitzgerald Industrial Drive  
Bowling Green, Kentucky 42101

Residual fuel oil - Arrangements must be made with the refinery.

Low sulphur content coal - Available in Kentucky.

## WATER AND SEWERAGE

### Public Water Supply

Company serving Bowling Green - Bowling Green Municipal Utilities  
Water-Sewer Division  
801 Center Street  
Bowling Green, Kentucky 42101  
(502) 782-4368

Source - Barren River

Treatment plant capacity - 22,500,000 gallons per day\*

Average daily consumption - 9,000,000 gallons

Peak daily consumption - 16,000,000 gallons

Treatment processes - Coagulation, sedimentation, chlorination,  
flocculation, rapid mix, filtration, fluoridation

Storage capacity - 10,450,000 gallons

Size lines - 2 to 24 inches

Water pressure - 37 to 105 psi

### MONTHLY WATER RATES

#### Inside City

First	300 cubic feet	\$3.51 (minimum bill)
Next	1,700 cubic feet	1.19 per 100 cubic feet
Next	3,000 cubic feet	1.11 per 100 cubic feet
Next	20,000 cubic feet	1.04 per 100 cubic feet
Next	25,000 cubic feet	.65 per 100 cubic feet
Over	50,000 cubic feet	.55 per 100 cubic feet

#### Outside City

First	300 cubic feet	\$4.91 (minimum bill)
Next	1,700 cubic feet	1.67 per 100 cubic feet
Next	3,000 cubic feet	1.55 per 100 cubic feet
Next	20,000 cubic feet	1.46 per 100 cubic feet
Next	25,000 cubic feet	.91 per 100 cubic feet
Over	50,000 cubic feet	.77 per 100 cubic feet

(Continued)

\* Bowling Green Municipal Utilities recently completed a renovation project at the fresh water treatment plant. This \$3 million project increased the treatment capacity from 15 million gallons per day to 22.5 million gallons per day.

Tap-on charge:

5/8 x 3/4-inch meter -	\$275
1-inch meter -	550
Larger than 1-inch -	Actual cost of installation

Name of water district - Warren County Water District  
P. O. Box 1118  
Bowling Green, Kentucky 42102  
(502) 842-0052

Area served - Warren County

Date when water district began operating - November 1964

Source of supply of treated water - Bowling Green Municipal Utilities

Source of raw water - Barren River

Capacity of treatment plant - 432,000 gallons per day

Treatment processes - Coagulation, sedimentation, chlorination,  
flocculation, filtration, fluoridation

Average amount of water used in a 24-hour period - 3,880,000 gallons

Peak amount of water used in a 24-hour period - 4,000,000 gallons

Storage capacity - 2,565,000 gallons

Size lines - 4 to 20 inches

Water pressure - 30 to 100 psi

Monthly water rates -

### MONTHLY WATER RATES

#### Minimum Bills

5/8-inch meter	First	2,000 gallons	\$ 6.46
3/4-inch meter	First	3,000 gallons	8.49
1-inch meter	First	5,000 gallons	12.55
1 1/2-inch meter	First	10,000 gallons	19.30
2-inch meter	First	16,000 gallons	26.28
3-inch meter	First	30,000 gallons	42.10
4-inch meter	First	50,000 gallons	61.10
6-inch meter	First	100,000 gallons	105.80
8-inch meter	First	160,000 gallons	152.90
10-inch meter	First	550,000 gallons	418.10

#### Rates Above Minimum Bills

Next	3,000 gallons	\$2.03 per M gallons
Next	3,000 gallons	1.43 per M gallons
Next	4,000 gallons	1.23 per M gallons
Next	20,000 gallons	1.13 per M gallons
Next	50,000 gallons	.93 per M gallons
Next	60,000 gallons	.83 per M gallons
Next	3,000,000 gallons	.68 per M gallons
Additional gallons		.58 per M gallons

(Continued)

### Contribution in Aid of Construction

5/8-inch meter (residential)	\$ 250
3/4-inch meter	300
1-inch meter	350
2-inch meter (plus actual cost over 5 feet)	675
3-inch meter (plus actual cost over 5 feet)	950
4-inch meter (plus actual cost over 5 feet)	1,350
6-inch meter or larger	Actual cost

### Sewerage

Company serving Bowling Green - Bowling Green Municipal Utilities\*  
Water-Sewer Division  
801 Center Street  
Bowling Green, Kentucky 42101  
(502) 782-4368

Design capacity - 8,400,000 gallons per day

Average daily flow - 6,000,000 gallons

Type of treatment - Primary and secondary

Treatment processes - Screening, grit removal, primary sedimentation,  
activated sludge, secondary sedimentation, chlorination,  
aerobic digester

Treated effluent discharged into - Barren River

Size of sanitary mains - 6 to 42 inches

Monthly rates -

#### Inside City

First	300 cubic feet	\$3.45 (minimum bill)
Next	1,700 cubic feet	1.18 per 100 cubic feet
Next	3,000 cubic feet	1.08 per 100 cubic feet
Next	20,000 cubic feet	1.03 per 100 cubic feet
Next	25,000 cubic feet	.47 per 100 cubic feet
Over	50,000 cubic feet	.44 per 100 cubic feet

#### Outside City

First	300 cubic feet	\$4.83 (minimum bill)
Next	1,700 cubic feet	1.65 per 100 cubic feet
Next	3,000 cubic feet	1.51 per 100 cubic feet
Next	20,000 cubic feet	1.44 per 100 cubic feet
Next	25,000 cubic feet	.66 per 100 cubic feet
Over	50,000 cubic feet	.62 per 100 cubic feet

Tap-on charge:

6-inch connection - \$925

Larger than 6-inch - Actual cost

(Continued)

\* Bowling Green Municipal Utilities is currently conducting a study to determine to what capacity the wastewater treatment facility needs to be expanded. After the study is completed, a decision will be made to either expand the existing treatment plant or construct an additional plant.



## Surcharges

There shall be a surcharge for high biochemical oxygen demand (BOD<sub>5</sub>) or high chemical oxygen demand (COD), and for high total suspended solids (TSS) levels in wastewater discharged into the public sanitary sewer by a nonresidential user. The surcharge rates shall be based upon actual costs for treatment of BOD<sub>5</sub> and TSS, and on estimates for the cost of treating COD based upon a BOD/COD ratio of .67 (2/3). The rates may be adjusted annually but shall be reviewed and adjusted if necessary at least bi-annually and will be based upon the following formulae:

$$\text{Cost/Lb. BOD}_5 = (\text{Fractional WWTP BOD}_5 \text{ Load}) \times$$

$$\frac{(\text{Total Annual O \& M Cost of Wastewater System})}{(\text{Annual Total Lbs. BOD}_5 \text{ Plus TSS to WWTP})}$$

$$\text{Fractional WWTP BOD}_5 \text{ Load} =$$

$$\frac{(\text{Total Average Lbs. BOD}_5 \text{ to WWTP})}{(\text{Total Average Lbs./Day BOD}_5 \text{ Plus TSS to WWTP})}$$

$$\text{Cost/Lb. TSS} = (\text{Fractional WWTP TSS Load}) \times$$

$$\frac{(\text{Total Annual O \& M Cost of Wastewater System})}{(\text{Annual Total Lbs. BOD}_5 \text{ Plus TSS Treated})}$$

$$\text{Fractional WWTP TSS Load} = (1 - \text{Fractional WWTP BOD}_5 \text{ Load})$$

$$\text{Cost/Lb. COD} = (\text{Cost/Lb. BOD}) \times (.67)$$

Surcharges for waste strengths above the following discharge values may be assessed:

BOD<sub>5</sub> above 300 mg/l (or COD above 450 mg/l)

TSS above 300 mg/l

(Continued)

## Discharge Limitations

<u>Constituent</u>	<u>Limit*</u>
Ammonia Nitrogen	40.00
Arsemic	4.00
Barium	1.00
Cadmium	0.02
Chlorides	250.00
Chloroform	18.00
Chromium	
Hexavalent	2.00
Total	5.00
Copper	1.00
Cyanides	1.00
Iron	5.00
Lead	0.10
Mercury	0.02
Nickel	0.05
Oil and Grease	50.00
Silver	0.03
Zinc	2.50

Name of sewer district - Warren County Water District-Sewer Division  
P. O. Box 1118  
Bowling Green, Kentucky 42102  
(502) 842-0052

Area served - Small portion of Warren County  
Date when water district began providing sewerage service - 1970  
Source of treatment facilities - Bowling Green Municipal Utilities  
Treated effluent discharged into - Barren River  
Size of sanitary mains - 6 to 24 inches

### MONTHLY SEWER RATES

First	2,000 gallons	\$4.50	Minimum
Next	3,000 gallons	1.80	per M gallons
Next	3,000 gallons	1.20	per M gallons
Next	4,000 gallons	1.05	per M gallons
Next	20,000 gallons	.95	per M gallons
Next	50,000 gallons	.80	per M gallons
Next	60,000 gallons	.70	per M gallons
Next	3,000,000 gallons	.55	per M gallons
Additional gallons		.45	per M gallons

(Continued)

\* The limits apply to either a composite sample or a grab sample expressed in milligrams per liter (mg/l).

Contribution in Aid of Construction

5/8-inch meter	\$100
3/4-inch meter	150
1-inch meter	190
1 1/2-inch meter	200
2-inch meter	250
3-inch meter	300
4-inch meter	300

In addition, the applicant will be required to reimburse the District if an additional manhole is needed. The District shall make the manhole determination. Sewer contribution for water meter installations above 4 inches are normally used by large commercial or industrial users, and sewer connect fee will be based on an anticipated amount of sewage returned to the sewer system.

## CLIMATE

### Warren County

#### Temperature

Normal (30-year record)	59.10 degrees
Average annual 1986	60.30 degrees
Record highest, July 1952 (47-year record)	107.00 degrees
Record lowest, January 1985 (47-year record)	-17.00 degrees
Normal heating degree days (30-year record) (Heating degree day totals are the sums of negative departures of average daily temperatures from 65 degrees F.)	3,756

#### Precipitation

Normal (30-year record)	48.49 inches
Mean annual snowfall (30-year record)	3.00 inches
Total precipitation 1986	31.60 inches
Mean number days precipitation (.01 inch or more) (45-year record)	119.20
Mean number days thunderstorms (45-year record)	53.90

#### Prevailing winds (through 1963)

South

#### Relative Humidity (21-year record)

6 a.m.	79 percent
Midnight	84 percent
6 a.m.	58 percent
Noon	61 percent

Source: U.S. Department of Commerce, Environmental Science Services Administration, Climatological Data, 1986. Station of record: Nashville, Tennessee.

## LOCAL GOVERNMENT

### Structure

Bowling Green is served by a mayor, four commissioners, and a city manager. The mayor is elected to a four-year term and the commissioners serve two-year terms. Warren County is served by a county judge/executive and six magistrates. The county judge/executive and magistrates serve four-year terms.

### Planning and Zoning

Joint agency - City-County Planning Commission of Warren County

Participating cities - Bowling Green, Plum Springs, Smith's Grove,  
Woodburn

Zoning enforced - All areas

Subdivision regulations enforced - All areas

Local codes enforced - Building and housing in all areas

Mandatory state codes enforced - Kentucky Plumbing code, National

Electric Code, Kentucky Boiler Regulations and Standards, Kentucky

Building Code (modeled after BOCA code)

### Local Fees and Licenses

The city of Bowling Green levies a one and one-half percent occupational license tax on wages, salaries, and commissions of individuals and on net profits of businesses within the city.

The Warren County School District levies a one-half of one percent occupational license tax on wages, salaries, and commissions of individuals employed within the school district and on net profits of businesses within the district. Non-residents employed within the school district are exempt from this tax.

A 3 percent tax is levied on utilities receipts for schools in Warren County. Tax is paid by all consumers of utilities as an add-on to the utilities bills. Exempted are receipts from utilities services that are resold and the receipts from the sale of energy or energy producing fuels that exceed 3 percent of the cost of production in manufacturing, processing, mining or refining.



## State and Local Property Taxes

All property in Kentucky, except items exempted by the state constitution, is taxed by the state. Property which also may be taxed by local jurisdictions includes land and buildings, finished goods inventories, automobiles, trucks, office furniture and office equipment. Local taxing jurisdictions in Kentucky include counties, cities, and school districts.

All property in Kentucky is assessed at 100 percent of fair cash value.

### COMBINED STATE AND LOCAL RATES PER \$100 VALUATION, 1987

	Bowling Green/ Bowling Green School District	Bowling Green/ Warren County School District	Unincorporated Warren County
Land and Buildings	\$1.151	\$0.723	\$0.481
Manufacturing			
Machinery	0.150	0.150	0.150
Pollution Control			
Equipment	0.150	0.150	0.150
Inventories			
Raw materials	0.001	0.001	0.001
Goods in Process	0.001	0.001	0.001
Finished Goods	1.009	0.574	0.314
Automobiles & Trucks	1.474	1.020	0.760
Other Tangible			
Personal Property	1.458	1.023	0.763
Intangibles (Accounts receivable*, money in hand, stock, notes, bonds)	0.250	0.250	0.250
Goods Stored in Public Warehouses in Transit Status	0.001	0.001	0.001
Private Leaseholds in Industrial Revenue Bond Financed Facilities	0.015	0.015	0.015

\* Accounts receivable are taxed at 85 percent of face value, for an effective rate of \$0.2125 per \$100 valuation.

## Safety

Police	Bowling Green	Warren County
Total staff	114	16 full-time 5 part-time
Radio-patrol cars	22	13
Fire*		
Insurance Services Office, Public Protection Classification	4	**
Full-time staff	85	-
Volunteers	-	188
Rescue Service		

Bowling Green and Warren County are provided rescue service by the Warren County Rescue Squad.

## Refuse Collection and Disposal

Residential, commercial, and industrial refuse collection and disposal is provided by private contractors in Bowling Green and Warren County.

\* Includes copyrighted material of ISO Commercial Risk Services, Inc., with its permission.

\*\* Ten fire protection districts provide fire protection to Warren County. Property located within these districts maintain a rating of class 9. Property located in unincorporated Warren County, not within a fire district, is class 10.

## EDUCATION

### Public Schools

	Bowling Green Independent*	Warren County**
Total Enrollment (February, 1988)	3,693	9,570
Kindergarten	298	679
Elementary	1,784	4,578
Junior High	555	1,413
High School	1,056	2,900
Accreditation	Southern Association of Colleges & Schools	Southern Association of Colleges & Schools
Pupil-Teacher Ratio (1985-86)	19-1	22-1
Percent High School Graduates to College (1985-86)	65.5	51.9
Expenditures Per Pupil (1985-86)	\$2,191.26	\$1,800.02

### Nonpublic Schools

<u>School</u>	<u>Enrollment</u>	<u>Grades</u>
Anchored Christian School	140	K-12
St. Joseph Elementary	175	K-8
Seventh Day Adventist Elementary	9	1-8

\* The Bowling Green Independent School System recently completed a \$5 million renovation project at the high school. The project involved converting the building from open concept to closed classrooms. New heating and cooling systems and a new roof were also installed. Construction of additional classrooms at three elementary schools was also completed in the fall of 1987.

\*\* The Warren County School System is presently constructing three new middle schools in Warren County. Each facility will contain 72,000 square feet and accommodate 600 to 650 students. Construction is scheduled to be completed in the fall of 1988 at a cost of approximately \$12 million.



## Area Colleges and Universities

<u>Name</u>	<u>Location (Miles distant)</u>	<u>Enrollment (Fall, 1987)</u>	<u>Highest Degree Conferred</u>
Western Kentucky University	Bowling Green	13,520	Masters, Specialist*
Bowling Green Junior College	Bowling Green	287	Associate
Austin Peay State University	Clarksville, Tennessee (63)		
Belmont College	Nashville, Tennessee (64)	2,677	Masters
David Lipscomb College	Nashville, Tennessee (64)	2,352	Baccalaureate & Master in Biblical Studies
Fisk University	Nashville, Tennessee (64)	650	Masters
Free Will Baptist Bible College	Nashville, Tennessee (64)	300	Masters in Pastoral Studies
Meharry Medical College	Nashville, Tennessee (64)	505	Academic & Professional
Scarritt College (Graduate level only)	Nashville, Tennessee (64)	58	Masters
Trevecca Nazarene College	Nashville, Tennessee (64)	1,727	Masters
Tennessee State University	Nashville, Tennessee (64)	7,012	Academic & Professional

(Continued)

\* Joint doctoral degree programs are offered in cooperation with the University of Kentucky, Lexington, and cooperative doctoral degree programs are offered with the University of Louisville. The degrees are issued by the University of Kentucky or the University of Louisville.

<u>Name</u>	<u>Location (Miles distant)</u>	<u>Enrollment (Fall, 1987)</u>	<u>Highest Degree Conferred</u>
Vanderbilt University	Nashville, Tennessee (64)	8,961	Academic & Professional
Hopkinsville Community College	Hopkinsville, Kentucky (65)	1,341	Associate

#### Western Kentucky University

Located on a hill overlooking the city of Bowling Green, the Western Kentucky University campus is acclaimed as one of the most beautiful in the nation. There are 66 major buildings on the approximately 200-acre main campus, with another 800 acres on the University Farm.

Western's undergraduate division provides four-year programs leading to the Bachelor of Arts, the Bachelor of Fine Arts, the Bachelor of Science, the Bachelor of Science in Nursing, and the Bachelor of Music degrees. Eighty-nine academic majors, 64 academic minors, and twelve pre-professional programs are available. Twenty-two associate degree programs are offered leading to the Associate of Arts degree, Associate of Science degree and Associate of Liberal Studies degree.

The Graduate College offers the Master of Arts, Master of Arts in Education, Master of Business Administration, Master of Public Administration, Master of Science, Master of Music, and Master of Public Service. Western also offers the Specialist Degree in Rank I and Rank II programs. Joint doctoral degree programs are offered in cooperation with the University of Kentucky and cooperative doctoral degree programs are offered with the University of Louisville.

The Department of Industrial and Engineering Technology at Western Kentucky has established a baccalaureate degree program in Computer Integrated Manufacturing Technology. The program encompasses the aspects of computer integration currently in progress in industry with a special emphasis on production techniques.

#### Bowling Green Junior College

Bowling Green Junior College is also located in Bowling Green. Thirteen programs are offered through six academic departments including Secretarial Science, Accounting and Finance, Medical Administration Assistants, Business Administration, Fashion Merchandising and Computer Programming.

## Vocational Training

The Bluegrass State Skills Corporation, an independent public corporation created and funded by the Kentucky General Assembly, provides programs of skills training to meet the needs of business and industry from entry level to advanced training, and from upgrading present employees to retraining experienced workers.

The Bluegrass State Skills Corporation is the primary source for skills training assistance for a new or existing company. The Corporation works in partnership with other employment and job training resources and programs, as well as Kentucky's economic development activities, to package a program customized to meet the specific needs of a company.

Vocational training is available at both the state vocational-technical schools and the area vocational education centers. The state vocational-technical schools are post-secondary institutions. The area vocational education centers are designed to supplement the curriculum of high school students. Both the state vocational-technical schools and the area vocational education centers offer evening courses to enable working adults to upgrade current job skills.

Arrangements can be made to provide training in the specific production skills required by an industrial plant. Instruction may be conducted either in the vocational school or in the industrial plant, depending upon the desired arrangement and the availability of special equipment.

(Continued)

Nearest State School

Bowling Green State Vocational-Technical School  
Bowling Green

Agriculture	Auto Mechanics
Adult Agriculture	Automated Manufacturing/ Robotics
Business & Office	Carpentry
Accounting/Management	Diesel Mechanics
Clerical	Electricity
Exploratory Business & Office	Electronics
Secretarial	Graphic Arts
Distributive Education	Industrial Maintenance
Retailing	Machine Shop
Consumer & Home Economics	Masonry
Commercial Foods	Plumbing
Consumer & Family Life Skills	Welding
Health & Personal Services	Learning Resources Center
Occupations	Public Service Occupations
Dental Assisting	Business/Industry Security Training
Health Services	CPR Training
Nurse Assisting	Electrical Safety Training
Radiologic Technology	Emergency Medical Care
Respiratory Therapy Technician	Fire Service Training
Surgical Technology	First Aid & Safety
Industrial Education	Rescue & Emergency Services Training
Air Conditioning	
Auto Body Repair	

Kentucky Advanced Technology Center

The Kentucky Advanced Technology Center is a two-year, post-secondary technical training facility. The center offers training which will provide knowledge and skills directed toward jobs in computers and automated manufacturing. KATC has over \$1 million worth of new industrial quality laboratory equipment to provide "hands-on" training with systems comparable to those used in industrial applications. Two career options, Robotics/Automated Manufacturing Technician and Computer Systems Technician, are offered at KATC.



## HEALTH

### Local Medical Personnel

Physicians - 105

Dentists - 55

### Hospitals

<u>General Hospital</u>	<u>Location</u>	<u>Beds</u>
HCA Greenview Hospital	Bowling Green	211
The Medical Center at Bowling Green	Bowling Green	388 including 26 psychiatric
Rivendell of Kentucky*	Bowling Green	72 psychiatric

#### HCA Greenview Hospital

Medical staff - 135 physicians, 155 registered nurses, 15 licensed practical nurses

#### The Medical Center at Bowling Green

Medical staff - 125 active physicians, 13 courtesy physicians, 3 consulting physicians, 205 registered nurses, 41 licensed practical nurses

#### Rivendell of Kentucky

Medical staff - 2 pediatricians, 3 psychiatrists, 30 registered nurses, 6 licensed practical nurses

### Other Medical Facilities

Barren River Mental Health-Mental Retardation Board, Inc.  
Barren River Comprehensive Care Center  
Bowling Green-Warren County Health Center  
Comprehensive Family Services  
Urgent Care  
Graves-Gilbert Clinic

### Ambulance Service

Name - The Medical Center at Bowling Green Ambulance Service  
Staff - 20 paramedics and 3 emergency medical technicians

\* Rivendell of Kentucky is a new psychiatric hospital specifically designed for the emotionally disturbed between the ages of 5 and 18.

## OTHER LOCAL FACILITIES

### Communications

Telephone -	South Central Bell Telephone Company
Telegraph -	Western Union
	Toll-Free number, 1-800-325-6000
Newspapers -	Park City Daily News
Daily (except Saturday) and circulation -	21,193 (daily); 24,978 (Sunday)
Radio -	WRLG-FM; WBGN-AM; WCVK-FM; WDNS-FM; WKCT-AM; WLBJ-AM; WCBZ-FM; WKYU-FM
Television -	WBKO-TV (Channel 13) - ABC affiliate
Airwave reception from -	Bowling Green and Louisville, Kentucky; Nashville, Tennessee
Cable service -	Storer Cable Communications
Educational Television -	The Kentucky Educational Television (K.E.T.) network is available statewide

### Library Services

Public library - Bowling Green Public Library
Size collection - 90,000 volumes
Circulation, 1986-87 - 291,000
University library - Six libraries on the Western Kentucky University campus
Size collection - 900,000 volumes
Special collections - Collections relating to Kentucky life, history, and genealogy; historical, anthropological, biological and artistic objects and specimens relating to the heritage and environment of Kentucky; exhibits

## Religious Institutions

Denominations -	Assembly of God Baptist Catholic Christian Church of Christ Church of God Disciples of Christ Episcopal Holiness	Jehovah's Witnesses Latter Day Saints Lutheran Methodist Nazarene Pentecostal Presbyterian Seventh Day Adventist
Nearest Synagogues - Congregations -	Nashville, Tennessee, 64 miles south Sherith Israel (orthodox) Ohabai Shalom (reform) West End Synagogue (conservative)	

## Financial Institutions

<u>Banks</u>	<u>Assets</u>	<u>Deposits</u>	<u>Statement Date</u>
American National Bank and Trust Company*	\$5,132,356,000.00	\$3,750,078,000.00	12/31/87
Bowling Green Bank and Trust Company	91,045,821.26	82,352,979.21	12/31/87
Citizens National Bank of Bowling Green	192,633,000.00	176,736,000.00	12/31/87

<u>Savings and Loan Associations</u>	<u>Assets</u>	<u>Deposits</u>	<u>Statement Date</u>
The Cumberland First Federal Savings and Loan Association	\$1,042,910,000.00	\$688,674,000.00	9/30/87
	203,857,341.00	179,486,451.00	12/31/87

## Hotels and Motels

Total number - 24  
Total rooms - 1,762

\* Subsidiary of First Kentucky National Corporation. Figures listed are total assets and deposits of FKNC.

## RECREATION

### Local

The city of Bowling Green and Warren County each maintain full-time recreation departments which provide 650 acres of public parks and facilities. Both parks' departments provide various leagues, tournaments, instructional programs, crafts and other activities.

The Bowling Green Parks and Recreation Department maintains 17 parks consisting of 535 acres, which include two 9-hole golf courses, tennis courts, soccer/football/softball/baseball fields, volleyball courts, basketball courts, swimming pool, plus picnic and playground facilities and two community centers.

Renovation of Roland Bland Park and High Street Community Center will be completed by June, 1988. The \$59,300 project includes lighting of basketball courts, resurfacing of courts, new playground system, landscaping, picnic areas, and converting a railroad car into a stage. Also, plans include two racquetball courts, and High Street Gym facility entrances, game and T.V. room renovated.

An 18-hole municipal golf course/motel/convention center will be built in 1988/89.

In the next six to ten years the park system will build one community center, a fifty-meter swimming pool and obtain property for two additional park sites for the citizens.

The Warren County Parks and Recreation Department oversees 165 acres of parks, 45 acres which are community parks maintained by the county. Facilities include softball/baseball fields, tennis courts, football/soccer field, BMX track, junior archery range, junior rifle range, picnic areas, playgrounds and a community center.

The Capitol Arts Center presents live theatre, dance and music by professional touring companies and local art groups. The renovated movie theatre has a 850-seat capacity as well as being the home of the Houchens Art Gallery.

Places of historical interest in Bowling Green are Mariah Moore House, built in 1818 by the city's founding father, Robert Moore; Fountain Square Park, the original hub of community activities; and Hobson House, used as a Confederate munitions magazine during the Civil War.

Other facilities open to the public include 14 movie theaters, two bowling alleys, and the Beech Bend International Raceway. Beech Bend International Raceway, an NHRA sanctioned track, hosts several national drag racing championships.

Two private country clubs are located in Bowling Green. Each has an 18-hole golf course, swimming pools, and tennis courts. Other private facilities include two private swim clubs, a racquetball club, tennis club and several spas.



Western Kentucky University is the focal point for many cultural and educational activities. Hardin Planetarium, the largest in the state, is located at the university. The Kentucky Building houses an outstanding collection of materials on the history of Kentucky and its contiguous states. Lecture series and university drama and music productions are popular attractions. The art gallery in the Ivan Wilson Center for Fine Arts has outstanding revolving exhibits.

#### Area (Within 70 miles)

Barren River Lake State Resort Park, 27 miles southeast of Bowling Green near Glasgow, is a full-facility resort park offering a 51-room resort lodge, a coffee shop, 12 cottages, a lodge pool, a beach, riding stables, nature trails, open and covered boat slips, a 9-hole golf course, lighted handball and tennis courts, shuffleboard, park camping with a service building, a restaurant, fishing and pleasure boat rentals, picnic areas, and a playground. Barren River Lake, which covers 10,000 acres, is a popular area for skiing, sailing, fishing, and swimming.

Mammoth Cave National Park is located 33 miles northeast of Bowling Green near Cave City. Beneath 52,000 park acres, Mammoth Cave is among the major tourist attractions of all times. It is the largest cave network ever discovered, with over 300 miles of caverns. Some famous sights are Snowball Dining Room (267 feet below surface), Frozen Niagara, Crystal Lake, and Bottomless Pit. The park also features scenic boat trips on the Green River and nature and hiking trails. Park accommodations include a hotel with distinctive gift shops featuring native Kentucky and Southern Highland handicrafts, a motor lodge, hotel cottages, and woodland cottages. Other park facilities include the hotel dining room and coffee shop, a service center, group meeting facilities, a campground, a picnic area, and tennis and shuffleboard courts. The park is open for tours every day of the year (except Christmas Day).

Nolin River Lake is just north of Mammoth Cave National Park. The lake has a surface area of 5,800 acres and offers facilities for camping, boating, and fishing.

Jefferson Davis Monument State Shrine is located 54 miles west of Bowling Green at Fairview. The shrine is at the site of the birthplace of Jefferson Davis, a former U.S. Senator, Secretary of War, and the only president of the Confederate States of America. The park contains a 351-foot obelisk with an elevator to the top for viewing, a museum, a gift shop, and a playground with picnic tables.

Noteworthy for its spaciousness, Rough River Dam State Resort Park at Falls of Rough is 60 miles north of Bowling Green. The 637-acre park on Rough River Lake has a 40-room lodge with a dining room, a coffee shop, a gift shop, a meeting room, and a 2,500-foot lighted airstrip. Cottages and camping sites are also available. Recreational facilities include a launching ramp, a dock with open and covered slips, fishing and pleasure boat rentals, a 9-hole, 3-par golf course, a swimming pool, a sand beach with a bathhouse complex, tennis courts, an archery range, hiking and fitness trails, picnic and playground areas, and planned recreation. Cruise boat excursions on Rough River Lake are available on the "Lady of the Lake" in season.

Lake Malone State Park, located in southern Muhlenberg County, 66 miles northwest of Bowling Green, offers camping facilities, swimming, fishing, and boating on a 788-acre lake. Playground facilities and picnic shelters are located in a beautiful scenic cliff area. Located across from the entrance to the park is an inn featuring luxury rooms, a restaurant, a swimming lake, a beach, boating, fishing, tennis, and nature trails.

Old Mulkey Meeting House State Shrine, 66 miles southeast of Bowling Green near Tompkinsville, offers picnic areas and playgrounds. The house was built in 1804, and is the oldest log meeting house in the state. Daniel Boone's sister is buried in the graveyard and authentic records written in pokeberry ink are on display.

Abraham Lincoln Birthplace National Historic Site, located 69 miles northeast of Bowling Green near Hodgenville, features the log cabin which was the birthplace of Abraham Lincoln, enclosed within a granite memorial shrine. The grounds include 116 acres of the original Thomas Lincoln farm and a visitors' center with audiovisual programs and exhibits on the Lincoln family.

## COMMUNITY IMPROVEMENTS

### Recent

Bowling Green was chosen as a "Kentucky Certified City" in 1983 through 1987. The award is based on achievement in the following categories: economic development, transportation, public affairs, utilities, health, commercial development, housing, education and recreation. The Certified Cities Program is sponsored by the Kentucky Chamber of Commerce.

Construction of the Bowling Green Innovation Center was completed in July 1987. The center is a business "incubator" designed to assist new and existing companies in the critical stage of development. The 70,000-square-foot facility provides office and industrial space for manufacturing, service centers, research and development, assembly, and general office activities.

American Sunroof Company, Country Oven Bakery, and Lord Corporation recently completed expansions at their Bowling Green manufacturing facilities. In addition, eight other Bowling Green manufacturing firms recently announced plans for expansion.

During 1987, six manufacturing firms announced plans to construct manufacturing facilities in Bowling Green.

Seven new strip shopping centers have been recently developed in Bowling Green. These shopping centers contain approximately 100 shops total. An addition to the Greenwood Mall was also recently completed. This addition contains 12 new stores.

Construction of the new \$5 million Warren County Jail was recently completed. A new \$2.2 million Justice Center was also recently completed.

The Bowling Green Independent School System recently completed a \$5 million renovation project at the high school. The project involved converting the building from open concept to closed classrooms. New heating and cooling systems and a new roof were also installed. Construction of additional classrooms at three elementary schools was also completed in the fall of 1987.

Bowling Green Municipal Utilities recently completed a renovation project at the fresh water treatment plant. This \$3 million project increased the treatment capacity from 15 million gallons per day to 22.5 million gallons per day.

Construction of a new 59,000-square-foot psychiatric hospital, Rivendell of Kentucky, was completed in the spring of 1986. The 72-bed facility is specifically designed for the emotionally disturbed between the ages of 5 and 18.



## Under Way

Bando Manufacturing of America, Inc., is presently constructing a manufacturing facility in Bowling Green. The \$15 million facility will employ approximately 100 persons. Production is scheduled to begin in June 1988.

Construction of three new fire stations is under way in Warren County. These new stations will be completed in the summer of 1988 at a cost of approximately \$150,000.

The Warren County School System is presently constructing three new middle schools in Warren County. Each facility will contain 72,000 square feet and accommodate 600 to 650 students. Construction is scheduled to be completed in the fall of 1988 at a cost of approximately \$12 million.

Bowling Green Municipal Utilities is currently conducting a study to determine to what capacity the wastewater treatment facility needs to be expanded. After the study is completed, a decision will be made to either expand the existing treatment plant or construct an additional plant.

## Planned

The city of Bowling Green plans to construct a new 13,000-square-foot police station. The new facility is scheduled to be constructed during the summer of 1989 at a cost of approximately \$1 million.

There are tentative plans for the construction of a four-lane highway extending from Bowling Green to Cadiz, west of Bowling Green. The proposed highway would connect Interstate 65 and 24.

Construction of an 18-hole golf course is planned at the 300-acre Hartland development. The \$2 million course is scheduled to be completed in the summer of 1989. Future development plans at Hartland include a 200-room hotel and conference center, commercial space, and residential area.

The Warren County School System has tentative plans for the construction of a new high school, two new elementary schools, and an addition to an existing school. Estimated cost of these projects is approximately \$27 million.