

1-1999

# Industrial Resources: Barren County - Glasgow

Kentucky Library Research Collections  
Western Kentucky University, [spcol@wku.edu](mailto:spcol@wku.edu)

Follow this and additional works at: [https://digitalcommons.wku.edu/barren\\_cty](https://digitalcommons.wku.edu/barren_cty)

 Part of the [Business Administration, Management, and Operations Commons](#), [Growth and Development Commons](#), and the [Infrastructure Commons](#)

---

## Recommended Citation

Kentucky Library Research Collections, "Industrial Resources: Barren County - Glasgow" (1999). *Barren County*. Paper 24.  
[https://digitalcommons.wku.edu/barren\\_cty/24](https://digitalcommons.wku.edu/barren_cty/24)

This Report is brought to you for free and open access by TopSCHOLAR®. It has been accepted for inclusion in Barren County by an authorized administrator of TopSCHOLAR®. For more information, please contact [topscholar@wku.edu](mailto:topscholar@wku.edu).

# Kentucky

## Resources For Economic Development

Albany  
 Barbourville  
 Ballard County  
 Bardstown • Booneville                      Berea  
 Bowling Green • Boyd & Greenup Counties  
 Bracken County • Brandenburg • Breckinridge  
 Brownsville • Bullitt County • Burkesville • Cadiz  
 Campbellsville • Campton • Carlisle • Carlisle County  
 Carrollton • Cave City • Clinton • Columbia • Corbin • Cynthiana  
 Danville • Dawson Springs • Edmonton • Elizabethtown • Estill County  
 Elliott County • Falmouth & Butler • Flemingsburg • Frankfort • Franklin  
 Frenchburg • Fulton County • Gallatin County • Georgetown • Grant County • Greensburg  
 Grayson & Olive Hill • Glasgow • Hancock County • Harlan County • Harrodsburg • Hart County  
 Hazard • Henderson • Henry County • Hodgenville • Hopkinsville-Christian County • Jackson County  
 Jackson • Knott County • LaGrange & Buckner • Lancaster • Lawrenceburg • Lebanon • Leitchfield  
 Grayson County • Letcher County • Lexington • Liberty-Casey County • Logan County • Louisville  
 London • Louisa • Lyon County • Madisonville & Earlington • Manchester • Marshall County • Mayfield  
 Maysville • McCreary County • Marion • McLean County • Middlesboro & Pineville • Monticello • Morehead  
 Morgantown • Mt. Sterling • Mt. Vernon • Muhlenberg County • Murray • Nicholasville • Northern Kentucky  
 Ohio County • Owensboro • Owenton • Owingsville • Paducah • Paintsville • Paris • Pike County • Powell  
 Prestonsburg • Princeton • Radcliff • Richmond • Russell County • Scottsville • Shelbyville • Somerset  
 Springfield • Stamping Ground • Stanford-Lincoln County • Tompkinsville & Gamaliel • Taylorsville  
 Todd County • Union County • Vanceburg • Versailles • Webster County • West Liberty • Williamsburg  
 Winchester, Kentucky

# Kentucky

## Resources For Economic Development

### Glasgow (Barren County)

January, 1999



Prepared by  
Kentucky Cabinet for Economic Development  
Division of Research  
in cooperation with  
Glasgow/Barren County Industrial Development Economic Authority (IDEA)  
Glasgow, Kentucky  
Email: [idea@glasgow-ky.com](mailto:idea@glasgow-ky.com)

Kentucky Cabinet for Economic Development  
Division of Research  
500 Mero Street  
2300 Capital Plaza Tower  
Frankfort, KY 40601  
Telephone: (502) 564-4886  
Fax: (502) 564-3256  
Email: [econdev@mail.state.ky.us](mailto:econdev@mail.state.ky.us)

Cost of printing paid from state funds.

## TABLE OF CONTENTS

	Page
<b>GLASGOW, KENTUCKY – A RESOURCE PROFILE</b> .....	1
<b>LABOR MARKET STATISTICS</b> .....	3
Population.....	3
Population Projections.....	3
Estimated Labor Supply .....	3
Labor Force Characteristics of Residents, 1997 .....	4
Work Force Commuting Patterns (1990) .....	4
Selected Components of Nonagricultural Employment by Place of Work, 1997.....	4
Per Capita Personal Income.....	6
Average Placement Wages .....	6
Average Weekly Wages by Industry by Place of Work, 1997 .....	7
<b>EXISTING INDUSTRY</b> .....	8
Glasgow Manufacturing Firms, Their Products and Employment .....	8
Major Glasgow Supportive/Service Employers .....	10
Labor Organizations in Barren County.....	10
Selected Industrial Services – Within 50 Miles of Glasgow .....	11
<b>TRANSPORTATION</b> .....	12
Highways.....	12
Truck Service .....	12
Rail .....	14
Air.....	14
<b>UTILITIES</b> .....	15
Electricity .....	15
Natural Gas.....	15
Public Water Supply.....	16
Sewerage .....	16
<b>CLIMATE</b> .....	17
<b>LOCAL GOVERNMENT</b> .....	18
Structure .....	18
Planning and Zoning.....	18
Local Fees and Licenses.....	18
Sales and Use Tax .....	18
State and Local Property Taxes .....	18
<b>EDUCATION</b> .....	20
Primary and Secondary Schools .....	20
Colleges and Technical Schools .....	21
<b>OTHER LOCAL FACILITIES</b> .....	23
<b>RECREATION</b> .....	24
<b>APPENDIX A - DEFINITIONS</b> .....	26

## GLASGOW, KENTUCKY – A RESOURCE PROFILE

Glasgow, the county seat of Barren County, is located in the heart of south-central Kentucky near Mammoth Cave National Park and Barren River Lake State Resort Park. Glasgow, with a 1996 estimated population of 13,379, is located 96 miles northeast of Nashville, Tennessee; 96 miles south of Louisville, Kentucky; and 193 miles southwest of Cincinnati, Ohio.

Barren County covers a land area of 491 square miles and had an estimated 1997 population of 36,770 persons.

"Perhaps the most sophisticated broadband fiberoptics system in operation in America today is in Glasgow, Kentucky," according to the June 1996 issue of Area Development magazine. "The Glasgow Electric Plant Board, the community's municipal utility, has wired the community's 13,000 plus residents with a 120-mile coaxial-based telecommunications network. That offers residents a variety of cyber services unmatched anywhere in America. The system connects customers to a city-wide computer and data network that links residential, school, local government, library, business, and medical computers in a virtually seamless web."

**The Economic Framework** – Barren County firms employed 17,691 people in 1997. Contract construction firms provided 1,059 jobs; mining and quarrying firms in the county employed 48; manufacturing firms in the county reported 6,756 employees; wholesale and retail trade provided 3,615 jobs; 3,392 were employed in the service industry; and state and local government accounted for 1,876 jobs.

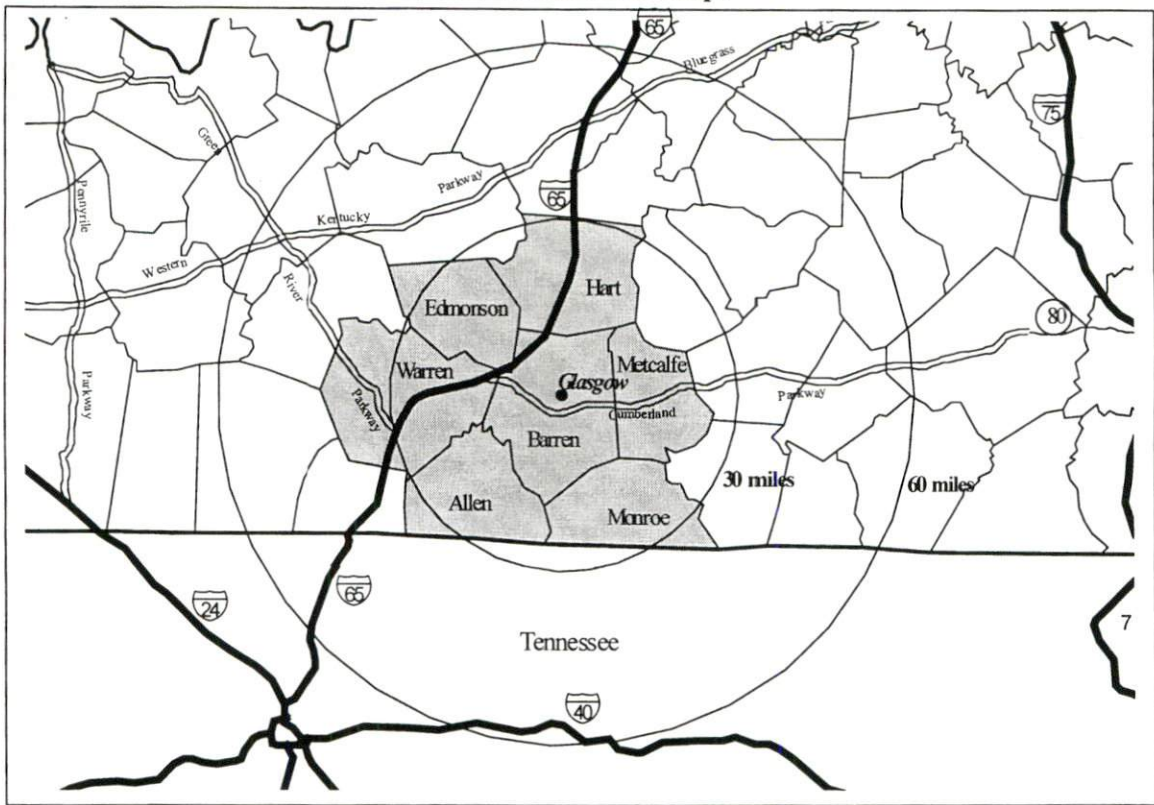
**Labor Supply** – There is a current estimated labor supply of 35,115 persons available for industrial jobs in the labor market area. In addition, from 1999 to 2003, approximately 12,676 young persons in the labor market area will become 18 years of age and potentially available for industrial jobs.

**Transportation** – Glasgow is served by the Cumberland Parkway, U.S. Highways 31E and 68, and Kentucky Route 90. Interstate 65 is located only eleven miles northwest. Twenty-one trucking companies provide Glasgow with intrastate and/or interstate service. CSX Transportation provides rail service to Glasgow. Moore Field in Glasgow maintains one 4,586 paved runway. The nearest scheduled commercial airline service is located at Nashville International Airport, 96 miles southwest of Glasgow and the Louisville International Airport, 96 miles north of Glasgow.

**Power and Fuel** – Electric power is provided to Glasgow by the Glasgow Electric Plant Board, which is supplied by the Tennessee Valley Authority. Barren County is provided electric power by the Farmers Rural Electric Cooperative Corporation. Natural gas service is provided to Glasgow by the Western Kentucky Gas Company.

**Education** – Glasgow Independent, Caverna Independent and the Barren County school systems provide primary and secondary education to Glasgow and Barren County. Five colleges and universities are located within 60 miles of Glasgow. The nearest state technical colleges are Bowling Green Technical College Glasgow Campus in Glasgow and the Bowling Green Technical College in Bowling Green. The nearest area technology centers (ATC) are Barren County ATC in Glasgow; Monroe County ATC in Tompkinsville; and Green County ATC in Greensburg.

### Labor Market Area Maps



**Note:** To obtain detailed topographical and general highway maps contact Maps and Publications at 502-564-4715, or for industrial site maps contact the Site Evaluation Division at 502-564-7140.

## LABOR MARKET STATISTICS

The Glasgow labor market area includes Barren County and the following additional counties: Allen, Edmonson, Hart, Metcalfe, Monroe, and Warren.

### Population

	<u>1980</u>	<u>1990</u>	<u>1996*</u>	<u>1997*</u>
Labor Market Area	167,166	171,960	185,666	187,911
Glasgow	12,958	12,777	13,739	N/A
Barren County	34,009	34,001	36,221	36,770

**Notes:** \* Population estimates.

N/A: Not available.

**Source:** U.S. Department of Commerce, Bureau of the Census.

### Population Projections

	<u>2000</u>	<u>2010</u>	<u>2020</u>
Labor Market Area	191,602	203,768	212,495
Barren County	36,296	37,387	37,851

**Note:** Population projections are from High Growth Series forecast.

**Source:** University of Louisville, Urban Studies Center, State Data Center.

### Estimated Labor Supply

	<u>Available Labor, 1997</u>			<u>Under- employed</u>	<u>Future Labor Becoming 18 years of age 1999 through 2003</u>
	<u>Total</u>	<u>Unemployed</u>	<u>Potential Labor Supply</u>		
Labor Market Area	35,115	5,945	3,018	26,151	12,676
Barren County	6,478	982	717	4,778	2,443

**Note:** Unemployed – people not working but actively seeking work. Potential Labor Supply – represents the number of persons not in the labor force, but would like a job (based on national estimates). Underemployed – people employed in wholesale/retail trade and non-professional services. See Appendix for further explanation.

**Sources:** U.S. Department of Labor, Bureau of Labor Statistics. U.S. Department of Commerce, Bureau of the Census. Kentucky Cabinet for Economic Development, Future Labor Supply Becoming 18 Years of Age, 1999 through 2003.



### Labor Force Characteristics of Residents, 1997

	<u>Barren County</u>	<u>Labor Market Area</u>
Civilian Labor Force	18,535	100,335
Employed	17,553	94,390
Unemployed	982	5,945
Unemployment Rate (%)	5.3	5.9

**Source:** U.S. Department of Labor, Bureau of Labor Statistics.

### Work Force Commuting Patterns (1990)

Workers commuting out of Barren County	2,535
Workers commuting into Barren County	2,905
Working and residing in Barren County	11,620

**Source:** University of Louisville, State Data Center.

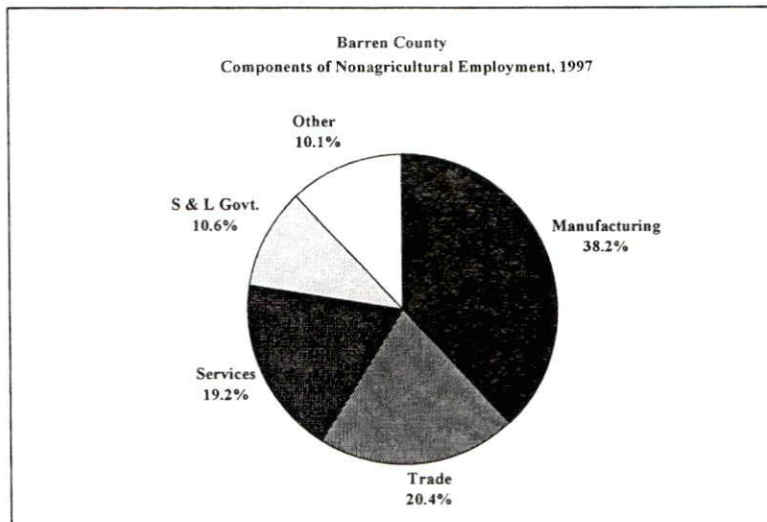
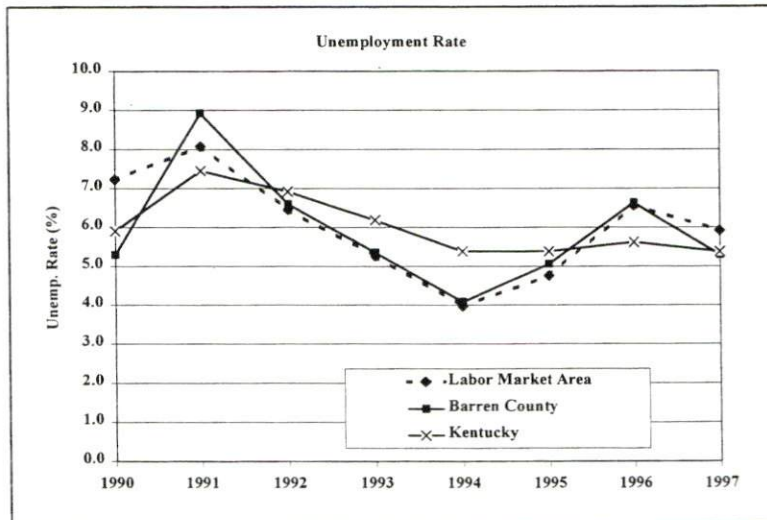
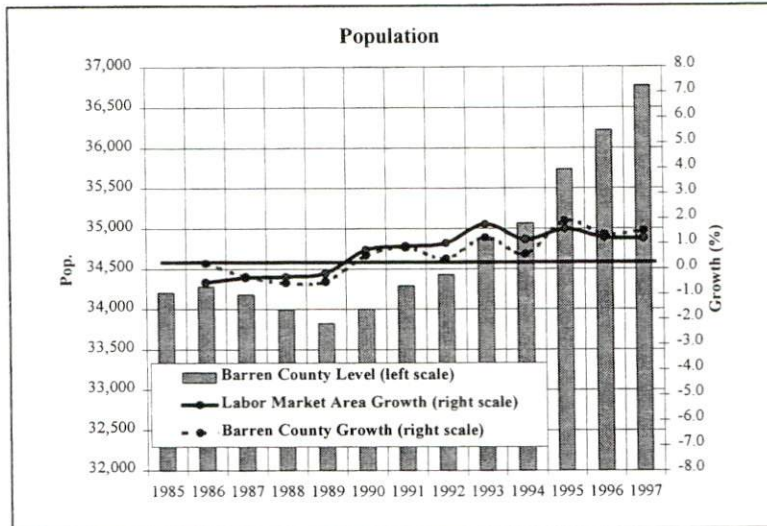
### Selected Components of Nonagricultural Employment by Place of Work, 1997

	<u>Barren County</u>	<u>Labor Market Area</u>
All Industries	17,691	79,674
Mining & Quarrying	48	180
Contract Construction	1,059	3,904
Manufacturing	6,756	22,651
Transportation & Public Utilities	453	2,317
Wholesale & Retail Trade	3,615	20,286
Finance, Insurance, & Real Estate	386	2,828
Services	3,392	15,829
State & Local Government	1,876	11,145
Other	108	491

**Note:** Excludes domestic workers, railway workers, certain nonprofit corporations, majority of federal government workers, and self-employed workers.

**Source:** Kentucky Workforce Development Cabinet, Average Monthly Workers Covered by Kentucky Unemployment Insurance Law, 1997.

## Selected Charts



### Per Capita Personal Income

	<u>1992</u>	<u>1996</u>	<u>Percent Change (1992-1996)</u>
Barren County	\$15,728	\$18,705	18.9
Labor Market Area Range	\$10,905 - \$17,403	\$12,774 - \$21,264	-
Kentucky	\$16,761	\$19,773	18.0
U. S.	\$20,631	\$24,436	18.4

**Source:** U.S. Department of Commerce, Bureau of Economic Analysis. 1998.

### Average Placement Wages

The Kentucky Department for Employment Services local office in Glasgow serves Barren County. The focus of the following data is on job placements made by the Glasgow local office and may therefore be used as an indicator of the wages which employers in the area pay new employees. During the twelve months which ended on June 30, 1998, the local employment office filled Barren County job openings in various occupational categories. The average hourly wage for selected occupational categories were:

	<u>Number of Placements</u>	<u>Average Wage (\$)</u>
All Occupations	1,548	6.94
Professional, Technical & Managerial	17	6.76
Clerical	142	5.22
Sales	35	5.20
Domestic	16	4.59
Services (excluding domestic)	175	4.89
Agricultural, Fishery, Forestry, etc.	44	8.56
Processing	46	7.64
Machine Trades	482	8.25
Bench Work	347	7.03
Structural	79	7.47
Motor Freight & Transportation	21	6.07
Packaging & Materials Handling	141	6.37
Other	3	5.17

**Note:** Occupational categories are taken from the Dictionary of Occupational Titles published by the U.S. Department of Labor. The Glasgow local office serves Barren, Hart, Metcalfe, and Monroe Counties.

**Source:** Kentucky Workforce Development Cabinet, Department for Employment Services.

**Average Weekly Wages by Industry by Place of Work, 1997**

	<b><u>Barren County</u></b>	<b><u>Kentucky (Statewide)</u></b>	<b><u>Tennessee</u></b>	<b><u>Virginia</u></b>
All Industries	\$455.55	\$488.00	\$521.00	\$555.00
Mining & Quarrying	344.27	790.00	839.00	772.00
Contract Construction	618.53	516.00	561.00	544.00
Manufacturing	572.53	644.00	621.00	644.00
Transportation & Public Utilities	560.48	648.00	653.00	761.00
Wholesale & Retail Trade	264.93	337.00	391.00	392.00
Finance, Insurance, & Real Estate Services	476.18	613.00	696.00	748.00
State & Local Government	417.50	484.00	494.00	530.00
	<b><u>Indiana</u></b>	<b><u>Ohio</u></b>	<b><u>Illinois</u></b>	<b><u>U.S.</u></b>
All Industries	\$530.00	\$553.00	\$634.00	\$578.00
Mining & Quarrying	849.00	773.00	881.00	961.00
Contract Construction	604.00	619.00	765.00	610.00
Manufacturing	732.00	776.00	792.00	737.00
Transportation & Public Utilities	633.00	669.00	764.00	724.00
Wholesale & Retail Trade	351.00	384.00	452.00	411.00
Finance, Insurance, & Real Estate Services	624.00	682.00	938.00	863.00
State & Local Government	510.00	567.00	615.00	576.00

**Note:** The average weekly wage for each category includes salaries and wages of all persons working for that type of business. For example, the manufacturing category includes both production workers and administrative personnel. Domestic workers, railway workers, certain nonprofit corporations, majority of federal government workers, and self-employed workers are excluded. Wages for U.S. and surrounding states rounded to nearest dollar. N/A – Data not available.

**Sources:** Kentucky Workforce Development Cabinet, Average Weekly Wages of Workers Covered by Kentucky Unemployment Insurance Law, 1997. U.S. Department of Labor, Bureau of Labor Statistics, Employment and Wages, Annual Averages, 1997, December 1998.

## EXISTING INDUSTRY

### Glasgow Manufacturing Firms, Their Products and Employment

<u>Firm</u>	<u>Product(s)</u>	<u>1997 Emp.</u>	<u>Date Established</u>
A C K Controls, Inc.	Automobile cable controls	250	1989
A M A K Brake LLC	Vehicle brake systems	450	1995
Abex Friction Products	Heavy duty truck brake friction blocks	60	1996
Associated Publications, Inc.	Newspaper publishing & printing	2	1968
Athenaeum International	Computer furniture	10	1998
Bailey's Custom Automotive	Engine rebuilding & repairing	1	1969
Barren County Progress	Newspapers, commercial printing	50	1998
Barren County Ready Mix, Inc.	Ready-mixed concrete & precast concrete septic tanks	8	1996
Bartley, Homer Lumber Co., Inc.	Rough cut lumber & railroad ties	18	1941
Burkman Feeds LLC	Animal feed	30	1990
Cargill, Inc.	Blended fertilizer & agricultural chemicals	21	1975
Carhartt, Inc.	Men's work clothing	250	1992
Concrete & Masonry Products	Concrete blocks & masonry products	20	1983
Countryside Printing	Offset printing, computer typesetting, desktop publishing, plastic & perfect binding	2	1995
Dana Corp.	Heavy duty truck axles & brakes	900	1971
Dickerson Lumber Co.	Wooden pallets, skids & hardwood lumber	65	1947
Donnelley, R R & Sons Co.	Offset printing, computer typesetting, saddle stitch & perfect binding	1,300	1970
Electronic Project Design	Circuit boards, control panels & wire harness assemblies	8	N/A
Elmore & Payne Packing Co., Inc.	Meat slaughtering & packing	7	1968
European Design, Inc.	Custom laminated cabinets	9	1987
Felker Brothers Corp.	Stainless steel pipe	50	1907
Franchino Mold	Injection molds	10	1998
Glasgow Chip Corp.	Wood chips	2	1965
Glasgow Daily Times	Newspaper publishing; offset & lithographic printing	40	1865
Glasgow Ice Co., Inc.	Packaged ice	2	1916
Glasgow Monument Co.	Marble & granite monuments; engraved, etched & sandblasted signs; engraving service	2	N/A
Glasgow Spray-Dry, Inc.	Dairy & non-dairy food ingredients	50	1995
Gray, Donald Signs	Wooden & painted signs; truck lettering	1	1972
International Paper	Paper faced foam panels	70	1993
It's All About Clean Air, Inc.	Industrial & commercial air cleaners	5	N/A
Jett Press Quick Print	Offset & letterpress printing, computer typesetting, perfect, plastic, wire spiral, comb, side & saddle stitch binding	5	1986
Kelsay Tool & Die, Inc.	Tools, dies, jigs, fixtures, gauges & wire EDM	23	1976

**Glasgow Manufacturing Firms, Their Products and Employment, continued**

<u>Firm</u>	<u>Product(s)</u>	<u>1997 Emp.</u>	<u>Date Established</u>
Kentucky Connector Corp.	Electrical connectors	30	1971
Likens Signs	Magnetic, plastic, wooden, painted signs & billboards	1	N/A
Lyons Co., Inc.	Sheet metal fabricating	80	1954
Madison-Smith Machine & Tool	Machine shop: general machining, arc & gas welding, surface & OD grinding & rubber & vacuum molds	54	1983
Mc Daniel Sheet Metal, Inc.	Sheet metal fabricating	12	1917
Mc Murtrey Ready-Mix Concrete	Ready-mixed concrete, precast concrete products, splash blocks & parking curbs	15	1960
NCS Healthcare	Pharmaceutical repackaging	35	1976
National Lumber Co.	Hardwood lumber & pallet flitches	13	1965
National Wood Products Co.	Wood handles, brush blocks & shaped wood parts	65	1958
Nelson Metal Products Corp.	General machining	130	N/A
Nelson Metal Products Corp. Kentucky	Aluminum die castings	200	1994
North American Capacitor Co.	Electronic motor start capacitors	55	1994
Pan-Oston Co.	Supermarket checkout counters	200	1988
Peden Metal Works, Inc.	Machine shop: CNC machining, MIG welding, custom metal fabricating, mill & lathe work	12	1986
Ply-Tech Corp	Architectural & fine furniture plywood	80	1994
Print Shop, Inc.	Commercial offset printing, typesetting, glue & plastic binding	28	1967
Redman's Printed Apparel	Screen printing: T-shirts, sweatshirts & jackets	5	N/A
Ruckels Feed, Inc.	Feed & fertilizer	2	1989
S K F USA, Inc.	Tapered roller & hub bearings	550	1965
Sharp Bedding Co., Inc.	Box springs & innerspring mattresses	10	1950
Span Tech, Inc.	Conveyor systems	48	1977
Square Deal Ready Mix Plant	Ready-mixed concrete	8	1983
Sun Chemical Corp	Printing ink	8	1970
Suntec Industries, Inc.	Fuel oil pump assembling & testing	50	1987
Supreme Mills, Inc.	Livestock feed mixing & blending	7	1946
TechnoTrim, Inc.	Automobile seat covers	690	1993
Two Ed's Screen Printing	Textile screen printing	2	1990
United Farm Tools, Inc.	Farm machinery & implements	7	1953

**Note:** N/A - Data not available.

**Sources:** Kentucky Directory of Manufacturers published by Harris InfoSource in cooperation with the Kentucky Cabinet for Economic Development, Division of Research; Glasgow/Barren County Industrial Development Economic Authority.

### **Major Glasgow Supportive/Service Employers**

---

T. J. Samson Community Hospital employs approximately 700 in Glasgow.

---

**Source:** Glasgow/Barren County Industrial Development Economic Authority

### **Labor Organizations in Barren County**

---

Union of Needletrades, Industrial and Textile Employees (UNITE) (Garment Workers)

---

**Source:** Kentucky Cabinet for Economic Development, Division of Research.

**Selected Industrial Services – Within 50 Miles of Glasgow**

<b>Miles</b>	<b>City</b>	<b>Custom Plastics Producers</b>	<b>Electric Motor Repair</b>	<b>Heat Treating Facilities</b>	<b>Industrial Waste Removal</b>	<b>Machine Shops, Tool &amp; Die</b>	<b>Metal Castings</b>	<b>Metal Finishers</b>	<b>Metal Service Centers</b>	<b>Mill- wrights &amp; Riggers</b>
	Glasgow		X		X	X				
11	Horse Cave						X	X		
22	Scottsville					X				
22	Tompkinsville					X				
29	Greensburg		X							
31	Bowling Green	X				X	X		X	X
37	Leitchfield	X				X				
40	Woodburn					X				
41	Franklin	X				X				
42	Elizabethtown				X					
48	Auburn	X	X							

**Note:** Miles are calculated as the straight-line distance from city center to city center; not road miles.

**Source:** Kentucky Cabinet for Economic Development, Division of Research.



## TRANSPORTATION

### Highways

Glasgow is served by the Cumberland Parkway, an east-west, multilane toll road. Glasgow is also served by Interstate 65, 11 miles northwest via Kentucky Route 90, which connects Louisville, Kentucky and Nashville, Tennessee. Highway access to Glasgow is also provided by U.S. Highways 31E and 68, and Kentucky Route 90, all "AAA"-rated, 80,000-pound gross load limit trucking highways.

U.S. 31E Bypass was recently widened to five lanes, from U.S. 68 and Kentucky 80 to Kentucky 90. U.S. 68/Kentucky 80 was also widened to five lanes from U.S. 31E to Donnelly Drive.

An outer loop by-pass around Glasgow has been approved and route and utility planning is under way. It will connect the Cumberland Parkway at Kentucky 90 East to U.S. 31E North.

### Highway Miles from Glasgow, Kentucky to Selected Market Centers

<u>City</u>	<u>Highway Miles</u>	<u>City</u>	<u>Highway Miles</u>
Atlanta, GA	315	Kansas City, MO	567
Baltimore, MD	671	Knoxville, TN	194
Birmingham, AL	288	Los Angeles, CA	2,103
Charleston, WV	307	Louisville, KY	96
Chicago, IL	390	Minneapolis, MN	801
Cincinnati, OH	193	Nashville, TN	96
Cleveland, OH	444	New Orleans, LA	628
Columbia, SC	454	New York, NY	831
Columbus, OH	300	Pittsburgh, PA	482
Dallas, TX	759	Raleigh, NC	555
Des Moines, IA	686	Richmond, VA	625
Detroit, MI	456	St. Louis, MO	323
Indianapolis, IN	209	Tallahassee, FL	587

**Note:** Mileage computations are via the best interstate or primary highways, not necessarily the most direct route of travel.

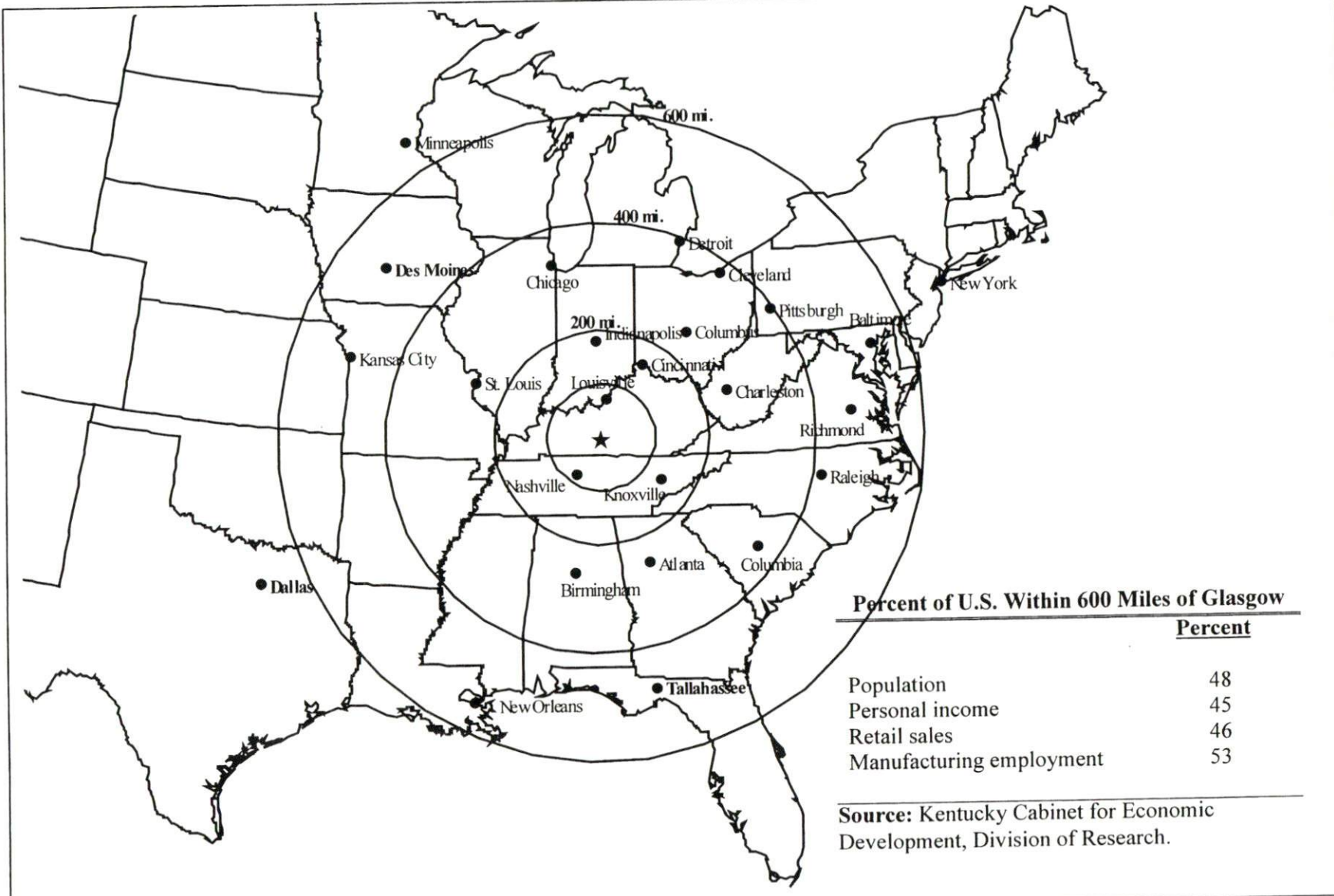
**Source:** AAA Map 'n' Go, DeLORME, 1998.

### Truck Service

Twenty-one common carrier trucking companies provide-interstate and/or intrastate trucking service to Glasgow. One company maintains a terminal locally.

**Source:** American Motor Carrier Directory, Spring, 1999.

**Selected Market Centers Map**



**Percent of U.S. Within 600 Miles of Glasgow**

	<u>Percent</u>
Population	48
Personal income	45
Retail sales	46
Manufacturing employment	53

**Source:** Kentucky Cabinet for Economic Development, Division of Research.

## Rail

CSX Transportation provides branch line rail service to Glasgow. Intermodal facilities are located at Nashville, Tennessee, 96 miles south of Glasgow.

For details on routing, schedules, rates, and services contact:

Manager of Industrial Development  
CSX Transportation  
9420 Bunsen Parkway  
Suite 212  
Louisville, KY 40220  
(502) 499-3025

## Air

### Local

Location: Moore Field  
Glasgow, KY  
Runway length: 4,586 feet (asphalt)  
Phone: (502) 678-4469

### Commercial/International

#### Nearest Major Commercial Airline Service

Location: Louisville International Airport  
Louisville, Kentucky  
96 miles north of Glasgow  
Air service: American, ASA, Comair, Continental, Continental Express, Delta,  
Delta Express, Northwest, Northwest Airlink, Skyway, Southwest,  
TWA, United, United Express, US Airways, Valujet  
Daily arrivals & departures: 172

#### Nearest International Airport

Location: Nashville International Airport  
Nashville, Tennessee  
96 miles southwest of Glasgow  
Air service: Air Canada, American, American Eagle, Comair, Continental,  
Corporate Express, Delta, Delta Express, Midway Connection,  
Northwest, Skyway, Southwest, TWA, United, US Airways, US  
Airways Express, Trans States  
Daily arrivals & departures: 364

## UTILITIES

### Electricity

Service area:  
Company:  
Source of power:  
For industrial rates contact:

**Glasgow**  
Glasgow Electric Plant Board  
Tennessee Valley Authority

Glasgow Electric Plant Board  
100 Mallory Drive  
P.O. Box 1809  
Glasgow, KY 42142-1809  
(502) 651-8341

and/or

South Kentucky Industrial Development Association, Inc.  
P.O. Box 726  
Hopkinsville, KY 42241-0726  
(502) 885-5392

Service area:  
Company:  
Source of power:  
For industrial rates contact:

**most of Barren County**  
Farmers Rural Electric Cooperative Corporation  
East Kentucky Power Cooperative

Industrial Development Department  
East Kentucky Power Cooperative  
4775 Lexington Road  
P.O. Box 707  
Winchester, KY 40391  
(606) 744-4812

and/or

Farmers Rural Electric Cooperative Corporation  
504 South Broadway  
P.O. Box 1298  
Glasgow, KY 42142-1298  
(502) 651-2191

### Natural Gas

Service area:  
Company:  
Source of supply:  
For rates and supplies contact:

**Glasgow**  
Western Kentucky Gas Company  
Texas Gas Transmission Company

Western Kentucky Gas Company  
2401 New Hartford Road  
P.O. Box 886  
Owensboro, KY 42302-8069  
(502) 685-8069

## Public Water Supply

Service Area: **Glasgow**  
Company: Glasgow Water Company  
P.O. Box 819  
Glasgow, KY 42142-0819  
(502) 651-3727

### Treatment facilities information:

Source of raw water: Barren River Reservoir and Beaver Creek  
Treatment plant capacity: 8,500,000 gallons per day  
Average daily consumption: 5,000,000 gallons  
Peak daily consumption: 5,750,000 gallons  
Storage capacity: 4,200,000 gallons  
Water pressure: 30 psi to 120 psi

## Sewerage

Service area: **Glasgow**  
Company: Glasgow Water Company  
126 East Public Square  
Glasgow, KY 42142-0819  
(502) 651-3727

Design capacity: 4,000,000 gallons per day  
Average daily flow: 2,100,000 gallons per day  
Type of treatment: Tertiary  
Treated effluent discharged into: Huggins Branch

Improvements: Improvements to the Glasgow North Sewer Project are currently underway at an estimated cost of \$450,000 to be completed in June, 1999. West Side Interceptor is planned at an estimated cost of \$400,000 with a completion date of December, 1999 and South Fork Interceptor is planned for the year 2000 at an estimated cost of \$1,500,000.

## CLIMATE

### Barren County

---

#### Temperature

Normal (127-year record)	59.40 degrees
Average annual, 1997	58.30 degrees
Record highest, July 1952 (58-year record)	107.00 degrees
Record lowest, January 1985 (58-year record)	-17.00 degrees
Normal heating degree days (30-year record)	3,729
Normal cooling degree days (30-year record)	1,616

#### Precipitation

Normal (30-year record)	47.30 inches
Mean annual snowfall 30-year record)	11.00 inches
Total precipitation, 1997	54.95 inches
Mean number days precipitation (0.01 inch or more) (30-year record)	118.40
Mean number days thunderstorms (57-year record)	52.10

Prevailing Winds (29-year record) South

#### Relative Humidity (30-year record)

12 midnight	79 percent
6 a.m.	84 percent
12 noon	57 percent
6 p.m.	61 percent

---

**Notes:** Heating degree day totals are the sums of negative departures of average daily temperatures from 65 degrees F. Cooling degree day totals are the sums of positive departures of average daily temperatures from 65 degrees F.

**Source:** U.S. Department of Commerce, National Climatic Data Center, Local Climatological Data, 1997.  
Station of record: Nashville, Tennessee.

## LOCAL GOVERNMENT

### Structure

Glasgow is governed by a mayor and twelve council members. Barren County is served by a county judge/executive and seven magistrates.

### Planning and Zoning

City agency - Joint City-County Planning Commission of Barren County

Participating cities - Glasgow, Park City, Hiseville, and Cave City

Zoning enforced - Within the city of Glasgow only

Subdivision regulations enforced - County-wide

Local codes enforced - Building (county-wide), Housing (Glasgow and Cave City only)

Mandatory state codes enforced - Kentucky Plumbing Code, National Electric Code, Kentucky Boiler Regulations and Standards, Kentucky Building Code (modeled after BOCA code)

### Local Fees and Licenses

The City of Glasgow levies an occupational license tax of 1.5 percent on wages, salaries, and commissions of individuals and on net profits of businesses. Business licenses are \$25 annually.

### Sales and Use Tax

A state sales and use tax is levied at the rate of 6.0% on the purchase or lease price of taxable goods and on utility services. Local sales taxes are not levied in Kentucky.

### State and Local Property Taxes

The Kentucky Constitution requires the state to tax all classes of taxable property, and state statutes allow local jurisdictions to tax only a few classes. All locally taxed property is subject to county taxes and school district taxes (either a county school district or an independent school district). Property located inside the city limits may also be subject to city property taxes. Property assessments in Kentucky are at 100% fair cash value. Accounts receivable are taxed at 85% of face value. Special local taxing jurisdictions (fire protection districts, watershed districts, and sanitation districts) levy taxes within their operating areas (usually a small portion of community or county).

**State Property Tax Rates Per \$100 Valuation**

<u>Selected Classes of Property</u>	<u>State Rate, 1998</u>	<u>Local Taxation Permitted</u>
Real Estate	\$0.153	Yes
Manufacturing Machinery	0.150	No
Pollution Control Equipment	0.150	No
Inventories:		
Raw Materials	0.050	No
Goods in Process	0.050	No
Finished Goods	0.050	Yes
Motor Vehicles	0.450	Yes
Other Tangible Personal Property	0.450	Yes
Intangibles (Accounts Receivable, Money on Hand)	0.250	No

**Source:** Property Tax Rates 1998, Kentucky Revenue Cabinet, Department of Property Valuation.

**Local Property Tax Rates Per \$100 Valuation, 1998**

<u>Taxing Jurisdiction</u>	<u>Real Estate</u>	<u>Finished Goods &amp; Tangibles</u>	<u>Motor Vehicles</u>
<b><u>County</u></b>			
Barren County	0.1230	0.1677	0.1679
<b><u>Cities</u></b>			
Glasgow	0.1520	0.1510	0.2700
<b><u>School Districts</u></b>			
Barren County School District	0.4670	0.4670	0.3450
Caverna Independent School District	0.6430	0.6410	0.6270
Glasgow Independent School District	0.5740	0.5740	0.5540

**Source:** Property Tax Rates 1998, Kentucky Revenue Cabinet, Department of Property Valuation.



## EDUCATION

### Primary and Secondary Schools

#### Public School District Enrollments and Expenditures, 1996-1997

	<u>Total Enrollment</u>	<u>Expenditures Per Pupil</u>	<u>Pupil to Teacher Ratio</u>
Barren County	3,576	\$5,404	17. to 1
Caverna Independent	959	\$6,151	15. to 1
Glasgow Independent	2,318	\$5,371	17.3 to 1

**Source:** Kentucky Department of Education, Office of Curriculum, Assessment, and Accountability.

#### Transition to Adult Life of High School Graduates, 1996-1997

<u>County-wide</u>	<u>Number of Graduates</u>	<u>Percent of Total Graduates (%)</u>
Total High School Graduates	409	100.0
To College	192	46.9
To Vocational/Technical School	21	5.1
To Workforce	142	34.7
To Work & School	11	2.7
To Military	12	2.9
Other	31	7.6

**Source:** Kentucky Department of Education, Office of Curriculum, Assessment, and Accountability.

### Nonpublic Schools

	<u>Enrollment</u>	<u>Grades</u>
Happy Ridge School	16	1-8

**Source:** Kentucky Schools Directory 1997-98, Kentucky Department of Education.

## Colleges and Technical Schools

### Area Colleges and Universities Within 60 Miles of Glasgow

<u>Miles</u>	<u>Institution</u>	<u>Location</u>	<u>Enrollment (Fall 1997)</u>
31	Western Kentucky University	Bowling Green	14,543
38	Lindsey Wilson College (Private)	Columbia	1,425
40	Campbellsville College (Private)	Campbellsville	1,583
42	Elizabethtown Community College	Elizabethtown	3,595
55	Tennessee Technological University	Cookeville, TN	8,173

**Note:** Miles are calculated as the straight-line distance from Glasgow, not road miles.

**Source:** Kentucky Council on Higher Education.

### Technical Schools

<u>Miles</u>	<u>Institution</u>	<u>Location</u>	<u>Enrollment (1997-1998)</u>		
			<u>Sec</u>	<u>P/S</u>	<u>Total</u>
	Barren County ATC	Glasgow	561	7	568
	Bowling Green Technical College (Glasgow Campus)	Glasgow	0	207	207
22	Monroe County ATC	Tompkinsville	680	2	682
29	Green County ATC	Greensburg	531	11	542
31	Bowling Green Technical College	Bowling Green	143	877	1,020
31	Kentucky Advanced Technology Center	Bowling Green	0	309	309
42	Elizabethtown Technical College	Elizabethtown	47	662	709
51	Clinton County ATC	Albany	516	29	545
53	Marion County ATC	Lebanon	501	0	501
54	Russell County ATC	Russell Springs	414	0	414
57	Nelson County ATC	Bardstown	527	4	531
59	Russellville ATC	Russellville	543	6	549

**Notes:** Kentucky Tech secondary schools (Sec), called area technology centers (ATC), are operated by the Cabinet for Workforce Development and the post-secondary schools (P/S), called technical colleges, are governed by the Kentucky Community and Technical College System (KCTCS). Adult courses may be offered at some secondary technical schools. Miles are calculated as the straight-line distance from Glasgow, not road miles.

**Source:** Kentucky Workforce Development Cabinet, KCTCS.

### Customized Training

The Kentucky Tech system, through its training and development coordinators, will provide technical assistance and will identify and develop low-cost customized training programs and services for both established and prospective businesses. Businesses wanting to establish a customized training program should contact a Training and Development Coordinator at the Bowling Green Technical College.

### **Assessment Services**

Kentucky Tech Career Connections offers business, education, and government agencies testing packages for evaluating job applicants, selecting employees for promotional consideration and developing training programs within the organization. The Career Connections Assessment Center serving the Glasgow area is located at the Bowling Green Technical College.

### **Adult Education Services**

Adult education programs are available to adults who want to develop new academic skills, improve basic skills, or earn a high school equivalency diploma. In the Glasgow area, adult basic education and adult literacy classes are administered through the Barren County Literacy Council, Inc. and the Glasgow/Barren County Adult Learning Center.

Kentucky Advanced Technology Center and Bowling Green Technical College have articulation agreements with Western Kentucky University.

### **Bluegrass State Skills Corporation**

The Bluegrass State Skills Corporation (BSSC) was established in 1984 by the General Assembly of the Commonwealth of Kentucky as an independent, de jure corporation to stimulate economic development through customized business and industry specific skills training programs. The BSSC works with business and industry and Kentucky's educational institutions to establish programs of skills training. The BSSC is attached to the Cabinet for Economic Development for administrative purposes, in recognition of the relationship between economic development and skills training efforts.

The BSSC is comprised of two economic development tools, matching grants and the newly authorized Skills Training Investment Credit Act. The BSSC grant program is available to new, expanding and existing business and industry. Eligible training activities include pre-employment skills training and assessment; entry level, skills upgrade and occupational upgrade training; train-the-trainer travel; and capacity-building. The Skills Training Investment Credit Act provides tax credits to existing businesses for skills upgrade training.

## OTHER LOCAL FACILITIES

### Local Medical Personnel

Physicians – 51  
Dentists - 13

### Hospitals

<u>General Hospital</u>	<u>Location</u>	<u>Beds</u>
T.J. Samson Community Hospital	Glasgow	196

Medical staff - 37 physicians, 80 registered nurses, 152 licensed practical nurses

### Other Medical Facilities and Services

Barren County Comprehensive Care Center Barren County Health Center	Barren-Metcalf County Ambulance Service Barren County Disaster and Emergency Service
--	---

### Banks and Savings & Loan Associations

Edmonton State Bank  
First Star  
Glasgow Banking Center  
New Farmers National Bank  
South Central Bank

### Newspapers

Glasgow Daily Times (daily)  
Barren County Progress (weekly)  
Glasgow Republican (weekly)

### Telephone Service

GTE (city)  
South Central Rural Telephone Cooperative Corporation (rural Glasgow area and Barren County)  
An enhanced "911" emergency communications system is available.

### Technology Infrastructure

A county-wide digital mapping service, the Barrens Information and Technology Services (BITS), provides continually updated maps of Barren County in digital or paper format. Maps include all utilities, roadways, buildings, or other geographic features. Contours are available with two-foot accuracy for sites within the city limits and ten feet county-wide. This service is especially beneficial to engineering or construction firms needing rapid information regarding a specific site.

The Glasgow Electric Plant Board operates a community-wide bi-directional broadband network. The system is a hybrid fiber-coax network, and is accessible by every home and business which purchases electricity. Through the network, cable television, telephone, and high speed LAN services including high speed access to the Internet are offered. The network is capable of interfacing with stand alone personal computers in individual homes and businesses or interfacing with LAN's inside business offices to give all users of internal LAN's access to the community network and the Internet. As a result of this network, Glasgow is considered one of the world's most "wired" cities. Additional information on the capabilities of Glasgow's broadband network can be found at their website at [www.glasgow-ky.com](http://www.glasgow-ky.com).

## RECREATION

The Glasgow Recreation Board provides opportunities for Glasgow citizens of all ages to participate in numerous types of recreational activities. Included among the many organized programs administered by the Board are adult and youth softball leagues and tournaments, tennis programs, basketball leagues, Little League baseball, basketball, football, distance running, day camps for children, aerobic classes, gymnastics, ceramics classes, exercise classes, volleyball, youth soccer, cheerleading instruction, and an outstanding Senior Citizens program. A \$1.8 million family YMCA recreation facility was completed in 1993. The facility included a gymnasium, an indoor pool, and an exercise and fitness center. The YMCA doubled its size in 1998 by adding a new gymnasium, cardiovascular and weight room and an aerobics room. The Glasgow Recreation Board and the YMCA work together to organize programs.

Annual tournaments popular in Glasgow include the Glasgow Area Junior Tennis Tournament, which includes Junior Tournament players, male and female; and the Glasgow Women's Invitational Softball Tournament.

The City of Glasgow has constructed a 40-acre park which includes a softball complex, picnic areas, hiking trails, and fishing pond.

Glasgow's municipal swimming pool - a Junior Olympic-size pool - is open from Memorial Day through Labor Day each year. A wading pool and a baby pool are available at this facility. The pool is home to the Glasgow Aquatic Club, a group offering programs to promote physical fitness and competition for the youth of Glasgow.

Indoor recreational facilities include the Lera B. Mitchell Clubhouse and the Glasgow Recreation Center. The Glasgow Senior Citizens meet daily at the Lera B. Mitchell Clubhouse, where a comprehensive program for this segment of the community is offered. The three-story Glasgow Recreation Center houses the Glasgow Recreation Department offices and many local organizations hold activities at the center. The Beulah C. Nunn mini-park is located adjacent to the facility.

Local private recreational facilities include a country club, four golf courses, two swimming pools, a bowling facility, a seven-unit movie theatre, and a skating center.

The Glasgow Highland Games, the fastest growing Scottish games in the country, were initiated in 1986 and held at Barren River State Park. The games themselves are a gathering of families made up of Scots and their descendents, for the purpose of carrying on an ancient tradition. There is singing, dancing (Scottish Country and Highland), the sheaf toss, caber turning, hammer throwing, a 10-k run, 26 & 56 pound weight toss and distance throws, battleaxe throwing, mass bands, solo piping and drumming, sheepherding demonstrations, a golf classic, a haggis toss, a boniest knees contest, a clan tug-of-war, children's games, an appearance of "Barrie" the Loch Barren Monster, and a Monster Egg Hunt.

Barren River Lake State Resort Park, 12 miles southwest of Glasgow, is a full-facility resort park offering a 51-room resort lodge, a coffee shop, 22 cottages (including ten new cottages), a lodge pool, a beach, riding stables, nature trails, an 18-hole golf course, lighted handball and tennis courts, shuffleboard, park camping with a service building, a restaurant, fishing and pleasure boat rentals, picnic areas, and a playground. Barren River Lake, which covers 10,000 acres, is a popular area for skiing, sailing, fishing, and swimming. Three full-service marinas are located on the lake.

**Area (Within 50 miles)**

Abraham Lincoln Birthplace National Historic Site  
Dale Hollow Lake State Park  
Green River Lake State Park  
Mammoth Cave National Park  
Nolin River Lake  
Old Mulkey Meeting House State Historic Site  
National Corvette Museum

## APPENDIX A - DEFINITIONS

### Geographic definition of the labor market area

A county's labor market area is defined as the base county, adjacent counties, and any other major commuting counties. Adjacency is used to define the labor market area primarily because of the small size of Kentucky's counties. The major commuting counties are defined from the point of view of the base county. Major commuting counties are those counties that comprise 90% of the base county's total commuters. The source of the commuting patterns is the 1990 journey-to-work data available from the U.S. Department of Commerce, Bureau of Economic Analysis.

### Example – Logan County

To determine the labor market area for Logan County the following steps are taken. First, the counties with workers commuting into Logan county are listed in ascending order (see the table below). The cumulative percent is calculated. Next, all counties that comprise up to 90% of the commuters are included in the labor market area (actually the cut-off will be the county that breaks the 90% threshold – Montgomery County, TN at 92.6% in this case). Although Robertson is not a major commuter county, it is included since it is adjacent. The Logan County labor market is then comprised of the seven bold-faced counties in the table below.

**Labor Market Area Example – Logan County**

<u>Adjacent to Logan</u>	<u>Commuter County</u>	<u>Commuters into Logan</u>	<u>Percent of Total Commuters</u>	<u>Cumulative Percent</u>
Y	<b>Todd</b>	<b>385</b>	<b>24.4%</b>	<b>24.4%</b>
Y	<b>Warren</b>	<b>377</b>	<b>23.9</b>	<b>48.4</b>
Y	<b>Muhlenberg</b>	<b>365</b>	<b>23.2</b>	<b>71.5</b>
Y	<b>Simpson</b>	<b>162</b>	<b>10.3</b>	<b>81.8</b>
Y	<b>Butler</b>	<b>116</b>	<b>7.4</b>	<b>89.1</b>
	<b>Montgomery, TN</b>	<b>55</b>	<b>3.5</b>	<b>92.6</b>
	Christian	36	2.3	94.9
	Sumner, TN	35	2.2	97.1
Y	<b>Robertson, TN</b>	<b>25</b>	<b>1.6</b>	<b>98.7</b>
	Davidson, TN	20	1.3	100.0
	<i>Total Commuters into Logan County</i>	<i>1,576</i>	<i>100.0</i>	

**Source:** U.S. Department of Commerce, Bureau of Economic Analysis. Regional Economic Information System, CD-ROM. August 1997.

### **Potential Labor Supply**

The potential labor supply is an estimate of those persons not classified as in the labor force (not employed and not unemployed), but who want a job. The assumption is that people not in the labor force at the local level would like a job at the same rate as the nation. The U.S. Department of Labor, Bureau of Labor Statistics provides national, yearly estimates of the percent of the people not in the labor force who want a job. This percent is applied to the county-level number of people not in the labor force.

### **Underemployed**

Wholesale/retail trade and non-professional services have historically paid low wages. The assumption is that workers in these industries would take higher paying jobs if they were available. Non-professional services excludes Miscellaneous Repair Services (SIC 7600), Health Services (SIC 8000), Legal Services (SIC 8100), and Engineering and Management Services (SIC 8700).

### **Total Available Labor**

Total available labor is the sum of the number of unemployed, potential labor supply, and underemployed. Please note that the number of unemployed is the only generally accepted measure of labor availability. The other concepts are weaker measures and should be used with caution.