


1999

## UA56/1 Facts at a Glance

WKU Institutional Research

Follow this and additional works at: [http://digitalcommons.wku.edu/dlsc\\_ua\\_records](http://digitalcommons.wku.edu/dlsc_ua_records)

 Part of the [Applied Statistics Commons](#), [Higher Education Administration Commons](#), and the [Institutional and Historical Commons](#)

---

### Recommended Citation

WKU Institutional Research, "UA56/1 Facts at a Glance" (1999). *WKU Archives Records*. Paper 2389.  
[http://digitalcommons.wku.edu/dlsc\\_ua\\_records/2389](http://digitalcommons.wku.edu/dlsc_ua_records/2389)

This Other is brought to you for free and open access by TopSCHOLAR®. It has been accepted for inclusion in WKU Archives Records by an authorized administrator of TopSCHOLAR®. For more information, please contact [topscholar@wku.edu](mailto:topscholar@wku.edu).

# Facts at a Glance

## Faculty

Western's faculty teach courses at the main campus in Bowling Green and at 10 other locations throughout South Central Kentucky. Through the use of the world wide web and satellite technology, WKU's faculty are extending learning opportunities to students across the Commonwealth and Nation.

### Quality Counts

#### Faculty Characteristics

- 84% of faculty members have terminal degrees.
- Western's faculty have advanced degrees from over 270 institutions worldwide.



\$19,000,000 were awarded to faculty and staff for research, instruction and public service projects in fiscal year 1999.

**Did You Know?**  
 ...90% of seniors rated overall instruction at WKU as either "good" or "excellent".

## Classes

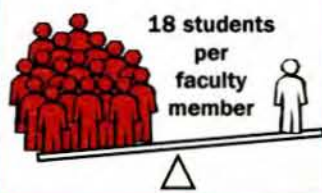
Western offers more than 1,250 courses each semester using classroom settings, web-based delivery systems and interactive television.

### Class Favorites

#### Top Five Majors

Rank and Major	# Majors
#1 Elementary Ed.	928
#2 Psychology	453
#3 Agriculture	377
#4 Nursing	358
#5 General Studies	335

#### Student/Faculty Ratio



## Graduates


Offering degrees at the associate, baccalaureate, masters and specialist levels, WKU confers approximately 2,700 degrees annually.

### Fact File

#### Degrees Conferred

Degree Area	# Awarded
Arts	547
Business	240
Community College	103
Education	564
General Studies	199
Graduate	527
Science	665

#### Where Our Students Are Two Years After Graduation



For further information, please visit [www.wku.edu](http://www.wku.edu)

# Facts at a Glance

## Students

Students come to Western Kentucky from 46 states and 49 countries. The University's 1999 enrollment of 15,123 marks a 3% increase over the past 5 years. Minority enrollment has increased 19% since 1995.

### Smart Chart

#### Student Academic Achievements




#### Top rated students in the fall 1999 freshman class included

- 49 Governor's Scholars
- 57 Valedictorians
- 7 Merit Scholars
- 18 Salutatorians

### Snapshot

#### Fall 1999 Enrollment: 15,123

Gender	
Male	6,090
Female	9,033
Enrollment Status	
Part-time	4,234
Full-time	10,889
Student Type	
Traditional	10,128
Non-traditional	2,793
Race	
White	13,658
Black	1,083
Other	382



## Residency

Western Kentucky University boasts a 95% room utilization rate with 4,280 students living on campus.

### Living Large

#### Residence Halls



#### Did You Know?

...WKU plans to spend over \$35 million in residence hall construction and renovation. . .

Office of Institutional Research 04/00

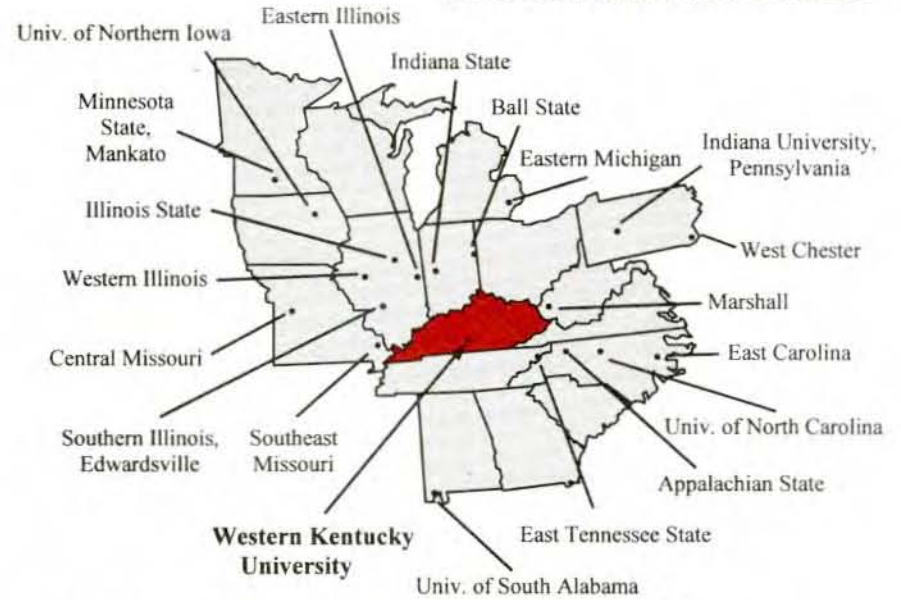
# Did You Know?

## Bragging Rights

### Areas of Achievement

-  Western is the only university with two programs of distinction approved by the Kentucky Council on Postsecondary Education. WKU's programs in Journalism & Communications and Applied Research & Technology were selected based on their potential for national prominence.
-  WKU's undergraduate colleges offer more than 150 programs of study. Western students enjoy one of the highest rates of success among Kentucky college graduates in gaining admission to medical, dental, veterinary, pharmacy and medical technical schools.
-  Donations by Western's alumni and friends have increased nearly 90% in two years. More than \$5.7 million were contributed in fiscal year 1999 up from \$3 million in fiscal year 1997. Additionally, WKU's combined endowment has more than doubled in two years growing from \$17 million in 1997 to nearly \$36 million through December 1999.
-  For the second year in a row, Western's student newspaper, the *College Heights Herald*, has won national recognition by capturing both the prestigious Pacemaker and Gold Crown Awards for Excellence in College Journalism.
-  For the eleventh consecutive year, WKU's Photojournalism program has won the coveted Hearst Award for photojournalism presented by the William Randolph Hearst Foundation.
-  In the past two years, Western has developed an Endowment Program that to date has established twelve Endowed Professorships. Endowed Professorships recognize program quality and excellence in teaching and scholarship.
-  Western's Forensic Team captured its second consecutive World Championship title at the International Forensic Association competition in Paris, France. This competition attracts some of the best colleges and universities from across the United States and Europe. They also successfully defended their national Delta Sigma Rho Championship Title in individual and debate competition in Lubbock, Texas.
-  154 student-athletes—more than 45% of Western athletes—boast grade point averages of 3.0 or higher. 13 athletes earned perfect 4.0 GPAs in fall 1999.
-  The University Libraries' collection includes more than 500,000 books, 93,000 volumes of periodicals and 295,000 government documents. Each year approximately 11,000 books are added to the collection and over 5,000 subscriptions are received in both print and electronic format. 3,500 periodicals are accessible within WKU's CD-Rom and internet databases.

## Benchmark Universities



## Benchmark Comparisons

Western compares itself with institutions identified by the Kentucky Council on Postsecondary Education to gauge progress toward strategic goals. The benchmark information presented here highlights data from the 2000 edition of *US News & World Report's America's Best Colleges* and institutional websites.

### Quick Look

### Areas of Comparison

	Student/Faculty Ratio	Out-of-State Students	Freshmen in Top 10% of HS Class	Undergraduate Enrollment
<b>Western Kentucky University 1999</b>	12,912	17%	14%	18 to 1
<b>Western Kentucky University 1998</b>	12,697	n/a	16%	17 to 1
Appalachian State University	11,694	13%	11%	17 to 1
Ball State University	16,486	14%	7%	17 to 1
Central Missouri State University	8,868	15%	7%	17 to 1
East Carolina University	14,684	12%	13%	19 to 1
East Tennessee State University	9,623	16%	10%	20 to 1
Eastern Illinois University	10,174	11%	2%	18 to 1
Eastern Michigan University	17,494	15%	10%	19 to 1
Illinois State University	17,518	11%	1%	20 to 1
Indiana State University	9,343	8%	6%	19 to 1
Indiana University of Pennsylvania	12,193	22%	4%	17 to 1
Minnesota State University, Mankato	10,065	9%	12%	20 to 1
Marshall University	9,304	n/a	15%	20 to 1
Southeast Missouri State University	7,443	17%	12%	17 to 1
Southern Illinois University, Edwardsville	9,044	14%	9%	15 to 1
University of North Carolina, Greensboro	10,128	13%	9%	15 to 1
University of Northern Iowa	11,858	n/a	4%	18 to 1
University of South Alabama	9,360	n/a	20%	21 to 1
West Chester University, Pennsylvania	9,781	8%	11%	17 to 1
Western Illinois University	10,192	8%	3%	15 to 1