

2000

UA56/1 Facts at a Glance

WKU Institutional Research

Follow this and additional works at: http://digitalcommons.wku.edu/dlsc_ua_records



Part of the [Applied Statistics Commons](#), [Higher Education Administration Commons](#), and the [Institutional and Historical Commons](#)

Recommended Citation

WKU Institutional Research, "UA56/1 Facts at a Glance" (2000). *WKU Archives Records*. Paper 2615.
http://digitalcommons.wku.edu/dlsc_ua_records/2615

This Other is brought to you for free and open access by TopSCHOLAR®. It has been accepted for inclusion in WKU Archives Records by an authorized administrator of TopSCHOLAR®. For more information, please contact topscholar@wku.edu.

Facts at a Glance

Faculty Fall 2000

Western's faculty teach courses at the main campus in Bowling Green and at 10 other locations throughout South Central Kentucky. Through the use of the world wide web and satellite technology, WKU's faculty are extending learning opportunities to students across the Commonwealth and nation.

Quality Counts

Faculty Characteristics

- 84% of faculty members have terminal degrees.
- Western's 565 full-time faculty have advanced degrees from over 270 institutions worldwide.



Nearly \$21,000,000 was awarded to faculty and staff for research, instruction, and public service projects in fiscal year 2000.

Did You Know?
...96% of alumni rated instruction at WKU as either "good" or "excellent"...

Academics

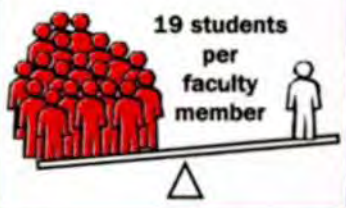
Western Kentucky University aspires to be the best comprehensive public institution in Kentucky and among the best in the nation.

Preferred Programs

Top Five Majors

Rank and Major	# Majors
#1 Elementary Ed.	874
#2 Psychology	445
#3 Management	367
#4 Nursing (4-Year)	358
#5 Agriculture	357

Student/Faculty Ratio



Graduates

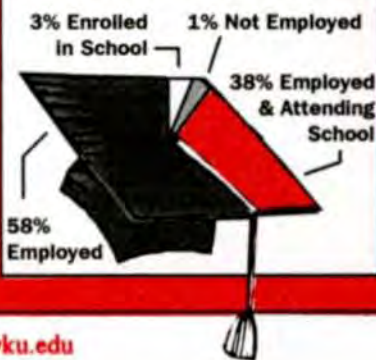
Offering degrees at the associate, baccalaureate, masters and specialist levels, WKU confers approximately 2,500 degrees annually.

Fact File

Degrees Conferred

Degree Area	# Awarded
Arts	422
Business	239
Community College	159
Education	490
General Studies	205
Graduate	514
Science	511

Where Are WKU Students Two Years After Graduation?



For further information, please visit www.wku.edu

Facts at a Glance

Students Fall 2000

Students come to Western Kentucky University from 110 Kentucky counties, 44 states, and 59 foreign countries. Western's youngest student enrolled in Fall 2000 was 16 years old; the oldest student was 90.

Smart Chart

Student Academic Achievements



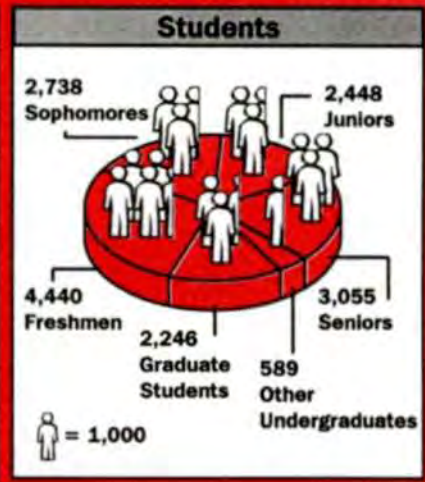
Top-rated students in the fall 2000 freshman class included

- 41 Governor's Scholars
- 68 Valedictorians
- 3 Merit Scholars
- 19 Salutatorians

Snapshot

Fall 2000 Enrollment: 15,516

Gender	
Female	9,271
Male	6,245
Enrollment Status	
Full-time	11,119
Part-time	4,397
Race	
White	13,865
Black	1,112
Other	539
Undergraduates	
Traditional	10,397
Non-traditional	2,873




Residency

WKU's Student Life Foundation will spend \$40 million to renovate and update 14 residence halls by 2004.

Living Well

Residence Halls

Renovations will include suites, private rooms and baths, sprinkler systems, elevators, air, heat, carpet, lights, paint and plumbing.



Office of Institutional Research 04/01

Did You Know?

Bragging Rights


Focus on Success

 **University Success**

- Increasing enrollment 4.4 percent since 1998 has led to Western Kentucky University experiencing more growth than any other comprehensive university in Kentucky.
- In a recent alumni survey, 97 percent of graduates agreed that Western Kentucky University is making progress toward becoming a top-ranked university.

 **Program Success**

- For the third consecutive year, Western's Forensic Team captured the International Forensic Association World Championship in Prague, Czech Republic.
- Three new programs—civil, electrical, and mechanical engineering—will be introduced in Fall 2001. Western is one of three institutions in Kentucky that offer engineering.
- The *College Heights Herald*, Western's student newspaper, completed a third consecutive sweep of college newspaper's top awards by winning two Gold Crown Awards from the Columbia Scholastic Press Association.

 **Student Success**

- To help first-time students make a successful transition to university life, Western has developed a series of Academic Advising and Retention Support Programs designed to enhance student success in college through a combination of placement testing, study skills improvement, career investigation and tutoring. All first-year students are required to participate in components of this program.
- WKU's undergraduate colleges offer more than 150 programs of study. Western students enjoy one of the highest rates of success among Kentucky college graduates in gaining admission to medical, dental, veterinary, and pharmacy schools.
- More than 200 campus organizations and clubs provide Western students opportunities to pursue special interests. Organizations include departmental clubs, honor societies, professional societies, service organizations, and social fraternities and sororities.

 **Support for Success**

- In 2000, private support was up more than 43 percent, topping \$8.2 million. Western's combined endowment has increased to \$37.4 million, including the addition of 70 new endowed scholarships.
- Four new endowed professorships have been added to the University, bringing the total number to 16 since the program began in 1999.



Benchmark Comparisons

Western benchmarks itself with institutions identified by the Kentucky Council on Postsecondary Education to gauge progress toward strategic goals. The benchmark information presented here highlights data from the 2001 edition of *US News & World Report's America's Best Colleges*.

Quick Look

Areas of Comparison

	Freshmen in Top 10% of HS Class			
	Computers Available to Students			
	Students from Out-of-State			
	Undergraduate Enrollment			
Western Kentucky University	12,912	14%	1,200	17%
Appalachian State University	11,570	12%	900	16%
Ball State University	16,114	8%	2,100	15%
Bowling Green State University	15,444	6%	1,744	13%
California State University-Fresno	14,767	1%	853	N/A
Central Missouri State University	9,074	7%	141	11%
Eastern Illinois University	9,861	2%	1,077	13%
Eastern Michigan University	18,043	11%	525	15%
Illinois State University	17,705	2%	1,800	11%
Indiana State University	9,334	7%	547	9%
Northern Michigan University	7,308	13%	N/A	N/A
Southeast Missouri State University	7,474	11%	162	16%
University of Arkansas at Little Rock	N/A	N/A	500	N/A
University of North Carolina at Greensboro	10,286	9%	600	13%
University of Northern Iowa	12,100	4%	750	18%
West Chester University of Pennsylvania	10,078	11%	500	10%
Western Carolina University	5,352	7%	162	8%
Western Illinois University	10,434	3%	1,000	6%
Youngstown State University	11,025	8%	1,400	12%