


10-21-2005

UA56/1 Regional Campus Enrollment Report

WKU Institutional Research

Follow this and additional works at: http://digitalcommons.wku.edu/dlsc_ua_records

 Part of the [Educational Assessment, Evaluation, and Research Commons](#), and the [Higher Education Administration Commons](#)

Recommended Citation

WKU Institutional Research, "UA56/1 Regional Campus Enrollment Report" (2005). *WKU Archives Records*. Paper 3083.
http://digitalcommons.wku.edu/dlsc_ua_records/3083

This Report is brought to you for free and open access by TopSCHOLAR®. It has been accepted for inclusion in WKU Archives Records by an authorized administrator of TopSCHOLAR®. For more information, please contact topscholar@wku.edu.

Total Course Enrollments of Regional Campuses

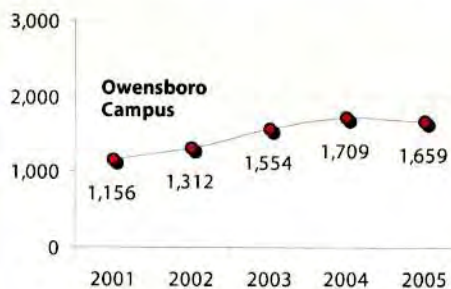
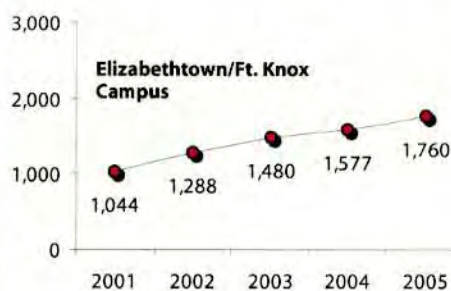
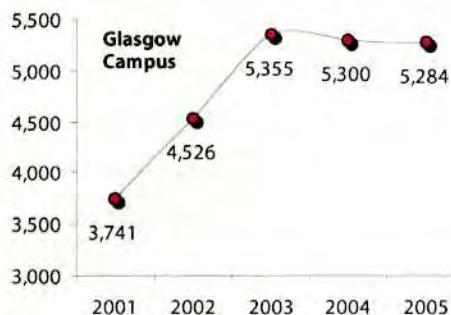


The table above provides total course enrollments at the regional campuses and is not reflective of headcount. This figure includes the three extended campuses as well as distance education courses taken by students living in the regional campus service areas.

Regional Campus Quick Facts

- Regional campuses have grown by 2,762 enrollments in five years. Of those, almost half (1,273) were web course enrollments.
- The ratio of full and part-time students at the regional campuses shifted in this five year time span. In Fall 2001, the majority (59%) of students were part-timers. By Fall 2005, that percentage had dropped to 48%, with more students (52%) taking a full course load.
- Students from 60 Kentucky counties took advantage of courses offered through the regional campus service area.

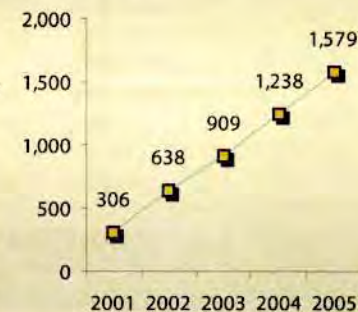
Total Course Enrollments by Regional Campus Location



Regional Campuses Web Enrollment Growth

Over the past five years, web course enrollments by students in regional campus service areas have increased by 416%.

In Fall 2001, 53 web courses were offered at WKU. By fall 2005 that number had increased to 234 courses, more than quadrupling in five years.



Regional Campuses Student Characteristics

TOTAL STUDENTS*:	3,575	Gender:	
Status:		Female	2,562
Full-Time	1,700	Male	1,013
Part-Time	1,875	Age (Undergraduates only):	
Level:		Traditional	1,544
Correspondence Only	36	Non-Traditional	1,080
Undergraduate	2,624	Classification:	
Graduate	915	Freshman	598
Ethnicity:		First Time First Year	275
White	3,334	Sophomore	451
African-American	150	Junior	561
Non Resident Alien	18	Senior	774
Hispanic	28	Non-Degree	484
Asian/Pacific Islander	13	Post Bac.	70
Native American	12	Masters/Specialist	630
Not Reported	20	Doctoral	7

*Headcount is not the sum of the regional campuses because students may take courses at multiple regional campuses. Additionally, due to the possibility of duplication with the main campus and community college, regional campus headcount cannot be compared with university student enrollment.



Fall 2005 Glasgow Campus Enrollment Report

WKU Division of Extended Learning & Outreach

About WKU's Glasgow Campus

Mission: The mission of the Glasgow Regional Center is to offer a seamless postsecondary educational environment to its students, as well as to serve in the outreach missions of WKU.

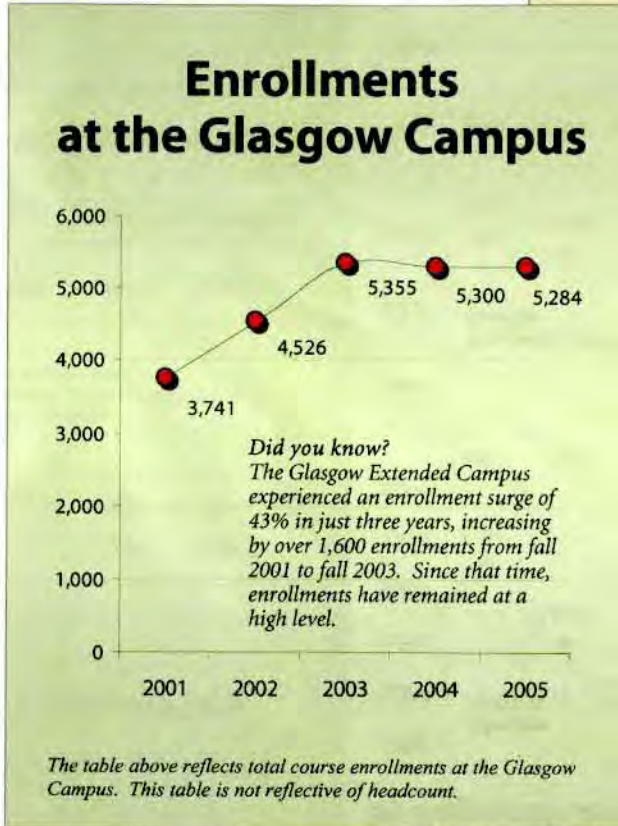
Degree Offerings: WKU offers a wide variety of degree programs, many of which can be completed at the Glasgow Regional Center:

General Education:

- Developmental Curriculum
- General Ed Core Curriculum

Associate:

- Business Technology
- Early Childhood Development
- Interdisciplinary Studies
- Nursing (RN)
- Office Systems Technology
- Paralegal Studies



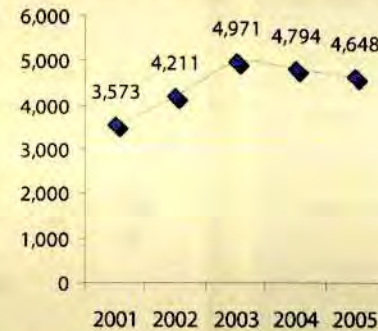
Baccalaureate:

- Applied Technology
- Business (core content)
- Business Management (partial)
- Computer Information Systems (minor)

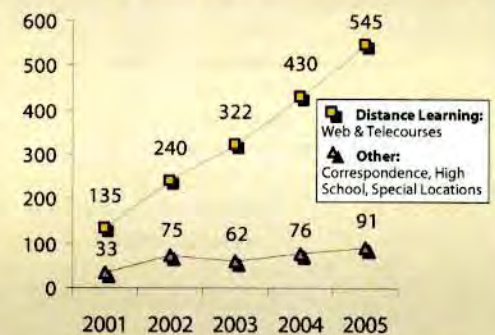
- Criminology (minor)
- Elementary Education
- Exceptional Education (partial)
- Interdisciplinary Studies
- Geography

Course Delivery at the Glasgow Campus

Face-to-Face (Classroom) Enrollments



Other Delivery Method Enrollments



The tables above reflect total course enrollments at the Glasgow Campus and are not reflective of headcount.

- Middle Grades Education
 - Math
 - Social Studies
- Post RN
- Psychology
- Social Work (partial)
- Sociology
- Graduate:
 - Nursing
 - Nurse Administrator
 - Specialty Nurse Educator
 - Specialty Occupational Health Nurse
 - Primary Care Nurse Practitioner
 - Education
 - Exceptional Education
 - Master of Arts
 - Master of Public Admin

Glasgow Campus Student Characteristics

TOTAL STUDENTS*:	1,877	Gender:	
Status:		Female	1,344
Full-Time	1,190	Male	533
Part-Time	687	Age (Undergraduates only):	
Level:		Traditional	1,077
Correspondence Only	18	Non-Traditional	591
Undergraduate	1,668	Classification:	
Graduate	191	Freshman	570
Ethnicity:		First Time First Year	273
White	1,789	Sophomore	371
African-American	52	Junior	300
Non Resident Alien	13	Senior	318
Hispanic	8	Non-Degree	134
Asian/Pacific Islander	2	Post Bac.	34
Native American	6	Masters	148
Not Reported	7	Specialist	2

*Headcount should be considered only in the context of the Glasgow Campus because of the possibility of duplication with other locations and the main campus.