

Western Kentucky University

TopSCHOLAR®

WKU Archives Records

WKU Archives

2016

UA19/16/2 Basketball Press Releases

WKU Athletic Media Relations

Follow this and additional works at: https://digitalcommons.wku.edu/dlsc_ua_records



Part of the [African American Studies Commons](#), [Journalism Studies Commons](#), [Mass Communication Commons](#), [Public Relations and Advertising Commons](#), [Race and Ethnicity Commons](#), and the [Sports Studies Commons](#)

This Article is brought to you for free and open access by TopSCHOLAR®. It has been accepted for inclusion in WKU Archives Records by an authorized administrator of TopSCHOLAR®. For more information, please contact topscholar@wku.edu.

WKU ATHLETIC COMMUNICATIONS / MEDIA RELATIONS

FOR IMMEDIATE RELEASE / July 7, 2016

Men's Basketball / Contact: Zach Greenwell, WKU Athletic Communications/Media Relations

Photos of four WKU inductees attached. Please credit WKU Athletics.

FOUR WKU GREATS ENTERING KENTUCKY HIGH SCHOOL BASKETBALL HALL OF FAME

BOWLING GREEN, Ky. — Four former WKU athletes will be honored for their high school basketball accomplishments this weekend, when they will be inducted into the Kentucky High School Basketball Hall of Fame.

Former Hilltopper basketball standouts Dwight Smith, Jim Rose, Gene Rhodes and Harry Todd will be inducted in the hall of fame's fifth class during a ceremony Saturday at the Historic State Theatre in Elizabethtown.

Smith and Rose will be inducted posthumously.

Smith, a Princeton native, led Dotson High School to the state tournament in 1963 and made the all-tourney team with another future WKU great, Clem Haskins. Smith ranks 33rd in WKU history with 1,142 career points and ninth in career rebounding average at 11 boards per game. The top rebounding college guard of his time, Smith was part of successful Hilltopper teams that were ranked as high as No. 3 in the nation.

Rose helped Hazard High School to three straight Sweet 16 appearances in 1964, '65 and '66. He was named all-state in his final three high school seasons and was selected to the Parade All-American team in 1967. His success continued at WKU, where he scored 1,133 career points (34th in school history). He was a key member of nationally ranked Hilltopper teams, including the 1971 NCAA Final Four club.

Todd averaged 30 points and 20 rebounds as a senior at Earlington High School in 1958 and led his team to the 1956 state tournament his sophomore year. He received first-team all-state honors from 1956-58 and shared Kentucky's Mr. Basketball award in 1958 with Ralph Richardson. Todd led WKU in rebounding for three straight seasons from 1960-62 and finished his career ranked seventh in school history in career rebounds with 924.

Rhodes helped Louisville's Male High School secure Sweet 16 berths in 1944, '45 and '46. He was a first-team all-state player in 1945 and '46 and was named to the all-state tournament team in 1945. He also later coached at Male and St. Xavier High School in Louisville, where he won the 1958 state title. Rhodes scored 1,029 career points as a player at WKU. His coaching career eventually led him to an assistant position with the Hilltoppers under John Oldham, and he later became head coach of the ABA's Kentucky Colonels.

WKU is already well-represented in the Kentucky High School Basketball Hall of Fame by Clem Haskins, Clemette Haskins, Jim McDaniels and Geri Grigsby (2012 class); Sharon Garland and Jaime Walz Richey (2013); John Oldham and Crystal Kelly (2014); and Bobby Rascoe and Lillie Mason (2015).

WKU ATHLETIC COMMUNICATIONS / MEDIA RELATIONS

FOR IMMEDIATE RELEASE / July 13, 2016

Men's Basketball / Contact: Zach Greenwell, WKU Athletic Communications/Media Relations

PDF version of WKU Hilltopper Basketball's 2016-17 Conference USA schedule is attached.

WKU HILLTOPPER BASKETBALL RELEASES 2016-17 CONFERENCE USA SCHEDULE

BOWLING GREEN, Ky. — Home games against six of the top seven finishers in Conference USA last season highlight the conference portion of the 2016-17 WKU Hilltopper Basketball schedule, as announced Tuesday by WKU.

The Hilltoppers will play home-and-home series with four of the top five finishers in C-USA last season – UAB, Middle Tennessee, Old Dominion and Marshall. The 18-game conference slate also includes a home-and-home series with Charlotte and single games against the other eight teams in the league.

WKU will be challenged out of the gate with five of its first seven conference games on the road, but it will close the regular season with five of its last seven games within the friendly confines of E.A. Diddle Arena.

WKU will play seven of its nine conference home games from Jan. 26 forward, with the spring academic semester in session and students on campus.

The conference schedule opens with a New Year's Eve trip to Florida Atlantic on Dec. 31, followed by a visit to FIU on Jan. 2. WKU opens the home slate the following week against Charlotte (Jan. 5) and Old Dominion (Jan. 7).

WKU continues two of its top league rivalries with road trips to UAB (Jan. 12) and Middle Tennessee (Jan. 14). UAB won the C-USA regular-season title last year, while Middle Tennessee won the conference tournament and upset No. 2 seed Michigan State in the NCAA Tournament.

The first matchup with Middle Tennessee will be the 133rd meeting in the series that dates back to 1914-15. WKU leads the series 93-39 and 52-14 in Bowling Green.

The schedule continues Jan. 21 with a trip to Marshall, followed by home games against UTEP (Jan. 26) and UTSA (Jan. 28). The Hilltoppers then head to LA Tech (Feb. 2) – winner of 23 games a year ago – and Southern Miss (Feb. 4).

WKU returns home to host Marshall (Feb. 11), Middle Tennessee (Feb. 16) and UAB (Feb. 18). The Hilltoppers hit the road for one last swing at Charlotte (Feb. 23) and Old Dominion (Feb. 25) before hosting North Texas (March 2) and Rice (March 4) in the regular-season finale.

The C-USA Tournament will be held March 8-11 in Birmingham, Ala., and will include the top 12 teams in the league standings.

C-USA's television partners could still ask for date changes to accommodate broadcast schedules. Information on the nonconference portion of the 2016-17 schedule will be available in the coming weeks.

WKU ATHLETIC COMMUNICATIONS / MEDIA RELATIONS

FOR IMMEDIATE RELEASE / July 28, 2016

Men's Basketball / Contact: Zach Greenwell, WKU Athletic Communications/Media Relations

Video of guard Junior Lomomba: <http://goto.ps/2aeeXZH>

Video of guard Que Johnson: <http://goto.ps/2acWGfZ>

WKU'S JOHNSON, LOMOMBA FIND NEW HOME WITH HILLTOPPERS

BOWLING GREEN, Ky. -- WKU men's basketball graduate transfer guards Que Johnson and Junior Lomomba met with the media Thursday in their first interviews as Hilltoppers.

Johnson and Lomomba come to The Hill from Washington State and Providence, respectively, and will both be eligible immediately to play their final college seasons for WKU head coach Rick Stansbury.

"It feels great to finally be on campus, finally meet the guys and just get going," Lomomba said.

"We're lifting, working out, that type of stuff, so it feels great."

Johnson played in 93 games with 42 starts over three seasons at Washington State. He averaged 11.3 points and 2.5 rebounds per game as a junior while shooting 40.4 percent from 3-point range and 75.9 percent from the free-throw line.

The 6-foot-6, 205-pound native of Pontiac, Mich., said he "just wants to fit in my place" with this Hilltopper squad.

"Coach Stansbury wants to bring out the best in me," Johnson said. "If that's having the ball in my hands or getting a defensive stop or talking on defense – that's a thing he expects me to do a lot, to talk. I'm trying to work on that a lot."

Lomomba appeared in 91 games over his time at Providence (2014-16) and Cleveland State (2012-13).

The 6-5, 205-pound native of Montreal started 34 of 36 games as a junior at Providence and averaged 24.4 minutes per contest for the Friars, who advanced to the second round of the 2016 NCAA Tournament.

Lomomba shot 38.6-percent from the field in a Providence uniform and was known as one of the team's top defenders. His 32 steals were second-most on the squad.

Lomomba said he can bring leadership and experience as he tries to "recreate myself" with a transition to point guard.

"Obviously me being a guy that just graduated, I didn't really know what was going to be my next move," Lomomba said. "But after talking to coach Stansbury, it was pretty obvious that I was coming here and I was trying to finish with a blast."

Johnson and Lomomba join returning forwards Ben Lawson and Anton Waters as seniors on the 2016-17 Hilltopper squad.

"(Coach Stansbury) talks a lot about bringing championship effort right now, this year," Johnson said. "That's what me and Junior want to bring, too, especially with this being our last year."

WKU ATHLETIC COMMUNICATIONS / MEDIA RELATIONS

FOR IMMEDIATE RELEASE / August 12, 2016

Men's Basketball / Contact: Zach Greenwell, WKU Athletic Communications/Media Relations

Action photos of Bearden attached; please credit the University at Buffalo.

STANSBURY ANNOUNCES ADDITION OF TRANSFER GUARD LAMONTE BEARDEN

BOWLING GREEN, Ky. – WKU men's basketball head coach Rick Stansbury announced Friday the addition of University at Buffalo transfer Lamonte Bearden (6-3, Guard, Milwaukee) to the Hilltopper program.

Bearden, a two-year starting guard for Buffalo, will have two years of eligibility remaining after sitting out the 2016-17 season per NCAA transfer rules.

Bearden helped the Bulls reach the NCAA Tournament in each of the past two seasons and averaged 13.7 points and 4.2 assists per game – both team highs – as a sophomore in 2015-16. He reached double figures scoring in all but six games as a sophomore, including tying a career high of 23 points at Northern Illinois. He also tallied at least five assists in 26 total games over his two seasons at Buffalo.

Bearden rose to the challenge last year on the big stage, amassing 19 points, three assists and three rebounds in a narrow loss to Miami (Fla.) in the NCAA Tournament.

Bearden started 27 of 30 games as a sophomore, averaged 29.9 minutes and shot 42.3 percent from the field, as well as 76.7 percent from the free-throw line. He was named a third-team all-conference selection in the Mid-American Conference.

As a freshman, Bearden started 31 of 33 games and was named to the All-MAC Freshman Team. He averaged 8.3 points and 4.4 assists in his first campaign, leading the MAC in assist-to-turnover ratio in conference games.

Bearden won back-to-back Wisconsin state titles at Germantown High School before his college career, finishing with a record of 54-2 in his two years of varsity. He was ranked the fourth-best player in the state of Wisconsin.

Bearden was rated a four-star prospect by Scout.com at the time of his commitment to Buffalo.

Stansbury on Bearden:

“We’re excited to have Lamonte join our program at Western Kentucky. It’s pretty obvious he has a winning pedigree, and he fits a huge need within our program. The year sitting out will allow him to gain even more valuable experience. Being able to practice every day and get stronger will benefit him tremendously.”

WKU ATHLETIC COMMUNICATIONS / MEDIA RELATIONS

FOR IMMEDIATE RELEASE / September 7, 2016

Men's Basketball / Contact: Zach Greenwell, WKU Athletic Communications/Media Relations

Action photos of Thomas attached; please credit Steve McLaughlin/Hartford Athletics

STANSBURY ADDS GRADUATE TRANSFER PANCAKE THOMAS

BOWLING GREEN, Ky. – WKU men's basketball head coach Rick Stansbury announced Wednesday the addition of graduate transfer Cleveland "Pancake" Thomas (6-4, Guard) to the Hilltopper program in 2016-17.

Thomas, a Baton Rouge, La., native, brings years of experience to the Hilltoppers' backcourt for his final season. He's eligible to compete immediately after graduating and transferring from Hartford.

Thomas was named a Second Team All-America East selection last season after averaging 18.9 points, 6.4 rebounds and 2.8 assists for Hartford – all team highs. He also led the program with 36 steals and was the only player in the America East to finish in the league's top 10 in points, rebounds, assists and steals.

As one of the country's top 60 scorers, Thomas scored at least 35 points four times last season, including a career-high 38 points at New Hampshire. He hit at least four 3-pointers 11 times while at Hartford and grabbed a career-high 17 rebounds twice.

The sharpshooter shot 42.6 percent from 3-point range (ranking him 27th in the nation) with 81 makes in 2015-16 – including a career-high eight 3s against Vermont – as well as an 82.7 percent clip from the free-throw line. His 566 points were the eighth-most in a season in Hartford history.

Thomas was a workhorse for Hartford, leading the conference with 34.6 minutes per contest last season. He played 194 of the team's 200 minutes over its final five games.

Thomas sat out the 2014-15 campaign at Hartford after transferring from New Mexico. He was named to the America East Academic Honor Roll during his season sitting out.

Thomas appeared in 67 games across his first two seasons with New Mexico and made 10 starts as a sophomore. The Lobos reached the NCAA Tournament in both of his seasons with the program.

Prior to college, Thomas was a four-year starter for Scotlandville Magnet School in Baton Rouge. He averaged 20.1 points as a senior in helping the Hornets win the Louisiana state title with a 36-2 record, and his squad finished as the state runner-up the year before as he averaged 17.5 points as a junior.

Thomas joins graduate transfer guards Que Johnson and Junior Lomomba, as well as high school guards Tobias Howard, Damari Parris, Marty Leahy and Marko Stajkovski as active newcomers on the 2016-17 roster.

Former University at Buffalo guard Lamonte Bearden has also transferred to WKU but will sit out the 2016-17 season per NCAA transfer rules.

Stansbury on Thomas:

"We're excited to have Pancake Thomas join our team and our family. He brings a wealth of experience, and he's a guy that has the ability to make shots. To go along with the other new faces we have, we think he's a great addition to our program. He's a high-quality person that brings additional leadership."

WKU ATHLETIC COMMUNICATIONS / MEDIA RELATIONS

FOR IMMEDIATE RELEASE / September 16, 2016

Men's Basketball / Contact: Zach Greenwell, WKU Athletic Communications/Media Relations

Full 2016-17 schedule is attached as a PDF.

WKU RELEASES FULL 2016-17 HILLTOPPER BASKETBALL SCHEDULE

BOWLING GREEN, Ky. – Sixteen home games and several challenging road contests highlight the WKU men's basketball team's full schedule for the 2016-17 season, as announced by head coach Rick Stansbury on Friday.

The Hilltoppers welcome Austin Peay, Ohio, North Carolina A&T, Alabama State and Jacksonville State to E.A. Diddle Arena in nonconference contests as the program enters a new era under Stansbury.

The Hilltoppers will be well-tested on the road with trips to regional rivals Belmont, Eastern Kentucky and Indiana State, as well as Saint Mary's (CA), Detroit and SEC foe Missouri. They will also play two games in the Global Sports Classic in Las Vegas, starting against Washington on the day after Thanksgiving. The Hilltoppers will then square off with either UNLV or TCU.

Three of WKU's six true road trips in the nonconference portion – Belmont, Eastern Kentucky and Indiana State – are within 215 miles of Bowling Green.

WKU will kick off its season with exhibition games against Campbellsville (Nov. 1) and Kentucky Wesleyan (Nov. 5). Campbellsville is Stansbury's alma mater where he was a four-year letterman and got his coaching start as a student assistant. Stansbury received Campbellsville's Distinguished Alumni Award in 1999 and was inducted into the school's Athletic Hall of Fame in 2003.

After the Stansbury Era begins at WKU with the exhibitions, the Hilltoppers open the regular season at home with games against Alabama State (Nov. 12) and Jacksonville State (Nov. 16). Those games are considered campus-site contests within the Global Sports Classic.

WKU then hits the road to face Belmont on Nov. 19 in the third matchup of a four-year series. The Bruins reached the NIT last season and were upset in the Ohio Valley Conference Tournament by Austin Peay, which visits Diddle Arena later in the slate.

After hosting North Carolina A&T on Nov. 22, the Hilltoppers head west to Las Vegas for their first-ever meeting with Washington on Nov. 25 in the opening game of the Global Sports Classic. The Huskies also made the NIT last season.

WKU will face either UNLV or TCU in its second game in Las Vegas on Nov. 26, then continue the road trip with a Nov. 30 visit to Eastern Kentucky. The Colonels and Hilltoppers have played 155 times dating back to 1914-15, with WKU holding a 112-43 edge. WKU's 112 victories are its most against any opponent.

WKU stays on the road for trips to Missouri (Dec. 3) and Saint Mary's (Dec. 14) – both first-time matchups – followed by a visit to Detroit (Dec. 17).

Saint Mary's went 29-6 last year and won the West Coast Conference regular-season title before falling to Gonzaga in the conference tournament final. The Gaels advanced to the NIT quarterfinals and finished the season at 29th in the RPI.

Saint Mary's will make a return trip to Diddle Arena in the 2018-19 season, joining Big Ten Conference power Wisconsin as December foes on that home slate.

After visiting Detroit on Dec. 17, the Hilltoppers return home to welcome Ohio on Dec. 21. The Bobcats, who haven't played WKU since the 1960 NCAA Tournament, won 23 games last season and finished with an RPI of 86.

The Hilltoppers close the nonconference slate Dec. 28 at home against Austin Peay, which made a late run to the NCAA Tournament a year ago. Stansbury was an assistant at Austin Peay from 1985-90.

WKU begins the previously announced Conference USA schedule Dec. 31 at Florida Atlantic.

Home games against six of the top seven finishers in C-USA last season highlight the conference slate. The Hilltoppers will play home-and-home series with four of the top five finishers in C-USA last season -- UAB, Middle Tennessee, Old Dominion and Marshall. The 18-game conference slate also includes a home-and-home series with Charlotte and single games against the other eight teams in the league.

The C-USA Tournament will be held March 8-11 in Birmingham, Ala., and will include the top 12 teams in the league standings.

C-USA's television partners could still ask for date changes to accommodate broadcast schedules. Game times will be announced at a later date.

WKU welcomes many new faces to the roster this season, including immediate-impact graduate transfer guards Que Johnson, Junior Lomomba and Pancake Thomas.

The Hilltoppers also return two other seniors, forwards Ben Lawson and Anton Waters, as well as junior forward Justin Johnson, who last season became the first WKU player to lead the program in both scoring and rebounding since Derrick Gordon in 2011-12.

The squad will take its guidance from first-year coach Stansbury, who boasts 293 victories and a career home winning percentage of better than 80 percent in his 14 years at the helm at Mississippi State. Stansbury holds a 26-5 career record as a head coach against teams on WKU's 2016-17 schedule.

The Hilltoppers are 573-162 all-time at Diddle Arena and are one of the nation's most storied programs. WKU ranks third in NCAA history in regular-season league titles (42), seventh in 20-win seasons (43), ninth in all-time winning percentage (.663) and is tied for 16th in all-time wins (1,737).



2016-17 WKU HILLTOPPER BASKETBALL

PRESEASON PROSPECTUS



HILLTOPPER

BASKETBALL

ALL-TIME TOTAL VICTORIES

NO.	TEAM	1ST YR.	YRS.	W	L	PCT.
1.	Kentucky	1903	113	2,205	682	.764
2.	Kansas	1899	118	2,186	836	.723
3.	North Carolina	1911	106	2,173	774	.737
4.	Duke	1906	111	2,087	864	.707
5.	Syracuse	1901	115	1,943	865	.692
6.	Temple	1895	120	1,870	1,037	.643
7.	Notre Dame	1898	111	1,819	984	.649
8.	UCLA	1920	97	1,818	819	.689
9.	St. John's	1908	109	1,803	980	.648
10.	Indiana	1901	116	1,783	1,003	.640
11.	Louisville	1912	102	1,778	892	.666
12.	BYU	1903	114	1,764	1,059	.625
13.	Utah	1909	108	1,759	966	.646
14.	Illinois	1906	111	1,744	958	.645
15.	Texas	1906	110	1,739	1,030	.628
16.	WKU	1915	97	1,737	883	.663
	Arizona	1905	111	1,737	918	.654
18.	Washington	1896	114	1,735	1,140	.603
19.	Penn	1897	116	1,734	1,076	.617
20.	Purdue	1897	118	1,720	1,011	.630

NOTE: Only one school ahead of WKU on the top-20 list has arrived in equal or fewer seasons of basketball.

CURRENT HILLTOPPERS IN NBA

Courtney Lee (WKU, 2004-08)

2008 Draft, Round 1, Pick #22 by Orlando Magic

New York Knicks (2016-Present)

- Charlotte Hornets (2016)
- Memphis Grizzlies (2014-16)
- Boston Celtics (2012-14)
- Houston Rockets (2010-12)
- New Jersey Nets (2009-10)
- Orlando Magic (2008-09)

Jersey retired by WKU during 2014-15 season

Jeremy Evans (WKU, 2006-10)

2010 Draft, Round 2, Pick #55 by Utah Jazz

Indiana Pacers (2016-Present)

- Dallas Mavericks (2015-16)
- Utah Jazz (2010-15)

ALL-TIME WINNING PERCENTAGE

NO.	TEAM	1ST YR.	YRS.	W	L	PCT.
1.	Kentucky	1903	113	2,205	682	.764
2.	North Carolina	1911	106	2,173	774	.737
3.	Kansas	1899	118	2,186	836	.723
4.	Duke	1906	111	2,087	864	.707
5.	UNLV	1959	58	1,214	509	.705
6.	Syracuse	1901	115	1,943	865	.692
7.	UCLA	1920	97	1,818	819	.689
8.	Louisville	1912	102	1,778	892	.666
9.	WKU	1915	97	1,737	883	.663
10.	Arizona	1905	111	1,737	918	.654
11.	Notre Dame	1898	111	1,819	984	.649
	VCU	1971	45	895	485	.649
13.	St. John's	1908	109	1,803	980	.648
14.	Villanova	1921	96	1,681	916	.647
15.	Utah	1909	108	1,759	966	.646
16.	Illinois	1906	111	1,744	958	.645
17.	Connecticut	1901	112	1,666	922	.644
	Murray State	1926	90	1,570	866	.644
19.	Temple	1895	120	1,870	1,037	.643
20.	Indiana	1901	116	1,783	1,003	.640

20-WIN SEASONS

NO.	SCHOOL	LAST
1.	61 Kentucky	2015-16
2.	58 North Carolina	2015-16
3.	51 Duke	2015-16
4.	48 Louisville	2015-16
5.	46 UCLA	2014-15
6.	45 Kansas	2015-16
7.	43 WKU	2014-15
8.	40 St. John's	2014-15
	40 Villanova	2015-16
10.	39 North Carolina State	2014-15
	39 BYU	2015-16
	39 Notre Dame	2015-16
	39 Syracuse	2015-16

REGULAR SEASON CONFERENCE TITLES

NO.	SCHOOL	CONFERENCE(S)
1.	59 Kansas	MVC, Big 8, Big 12
2.	53 Kentucky	Southern, SEC
3.	42 WKU	KIAC, OVC, Sun Belt
4.	37 Penn	Ivy
	37 North Carolina	Southern, ACC
6.	32 Utah	Rocky Mtn., Mtn. Sts., WAC, MWC, Pac-12
7.	31 UCLA	Pac-12
8.	29 Princeton	Ivy
9.	28 Connecticut	Yankee, Big East, American
10.	26 Arkansas	Southwest, SEC

UNIVERSITY INFORMATION

Location	Bowling Green, Ky., 42101
Founded	1906
Enrollment	20,178
Nickname	Hilltoppers
Colors	Red and White
Arena (Capacity)	E.A. Diddle Arena (7,326)
National Affiliation	NCAA Division I
Conference Affiliation	Conference USA
President	Dr. Gary Ransdell
Director of Athletics	Todd Stewart
Faculty Athletic Representative	Dr. Craig Martin
Ticket Office	270-745-5222 / 1-800-5-BIG-RED

BASKETBALL HISTORY

First Year of Basketball	1914-15
All-Time Record	1,737-883 (.663)
Seasons of College Basketball	97
20-Win Seasons	43
Regular Season Conference Championships	42
NCAA Tournament Appearances	23
• Last NCAA Tournament Appearance.....	2013
NIT Appearances	13
• Last NIT Appearance.....	2006
Postseason Record	28-38 (36 apps.)
Last Postseason Appearance	2013
• L, 64-57 vs. #1 Kansas, NCAA Second Round	

WKU ATHLETIC COMMUNICATIONS/MEDIA RELATIONS

Men's Basketball SID (Primary)	Zach Greenwell
• Office.....	270-745-5045
• Cell.....	270-668-4716
• Email.....	zachary.greenwell@wku.edu
• Press Row Phone.....	270-745-6941

Men's Basketball SID (Secondary)	Lance Dozier
• Office.....	270-745-4298
• Cell.....	507-993-1898
• Email.....	lance.dozier962@topper.wku.edu

Associate AD/Communications	Kyle Neaves
Associate Director	Zach Greenwell
Assistant Director	Bryan Fyalkowski
Assistant Director	Jessica Leifheit
Assistant Director	Currie McFayden
Assistant	Lance Dozier
SID Emeritus/Historian	Paul Just

Mailing Address

Athletic Communications/Media Relations
 Western Kentucky University
 E.A Diddle Arena Room 1454
 1605 Avenue of Champions
 Bowling Green, KY 42101-6412

BASKETBALL INFORMATION

2015-16 Record	18-16
• Home.....	12-4
• Road.....	3-9
• Neutral.....	3-3
2015-16 Conference USA Record	8-10 (8th)
Postseason	None
Final National Ranking	None
Letterwinners Returning/Lost	3/9
Starters Returning/Lost	2/3
Newcomers	8

Starters Returning

- Justin Johnson (Jr., F) - 14.9 ppg, 7.9 rpg, 60.2% FG
- Anton Waters (Sr., F) - 4.4 ppg, 4.0 rpg, 19 starts

Starters Lost

- Aaron Cosby (Sr., G) - 13.7 ppg, 81 made 3s, 85.5% FT
 - Only Hilltopper to start every game in 2015-16
- Chris McNeal (Fr., G) - 5.6 ppg, 4.0 rpg, 3.9 apg, 29 starts
- Fredrick Edmond (Jr., G) - 12.2 ppg, 5.9 rpg, 57.2% FG

Other Key Returners

- Ben Lawson (Sr., F) - 5.0 ppg, 66 blocks, 59.4% FG
- Willie Carmichael (R-So., F) - Sat out 2015-16 as transfer
 - Started 19 games as a freshman at Tennessee
- Jabari McGhee (R-So., F) - eligible midway through 2016-17

Other Key Losses

- Nigel Snipes (Sr., G) - 8.9 ppg, 45.3% 3-point, 8 starts
- Aleksey Rostov (Sr., F) - 3.4 ppg, 2.2 rpg, 10 starts

Scholarship Newcomers

- Que Johnson (R-Sr., G, Washington State) - graduate transfer
- Junior Lomomba (R-Sr., G, Providence) - graduate transfer
- Pancake Thomas (R-Sr., G, Hartford) - graduate transfer
- Lamonte Bearden (Jr., G, Buffalo) - sits out 2016-17 as transfer
- Tobias Howard (Fr., G, DME Academy [Lithonia, Ga.]
- Marty Leahy (Fr., G, Ipswich Grammar School [Brisbane, Australia])
- Damari Parris (Fr., G, Evelyn Mack Academy [Bowie, Md.]
- Marko Stajkovski (Fr., G, E-Gimnazija [Novi Sad, Serbia])





NUMERICAL ROSTER

No.	Name	Pos.	Ht.	Wt.	Yr.	Exp.	Hometown (Prev. School)
00	Jabari McGhee	F	6-7	205	r-So.	TR	Albany, Ga. (University of Tennessee)
1	Tobias Howard	G	6-2	185	Fr.	HS	Lithonia, Ga. (DME Academy)
3	Damari Parris	G	6-0	160	Fr.	HS	Bowie, Md. (Evelyn Mack Academy)
5	Junior Lomomba	G	6-5	205	r-Sr.	TR	Montreal, Quebec (Providence)
12	Pancake Thomas	G	6-4	195	r-Sr.	TR	Baton Rouge, La. (Hartford)
14	Ben Lawson	F	7-1	235	Sr.	3L	Hitchin, England (Oaklands College)
21	Marko Stajkovski	G	6-7	195	Fr.	HS	Novi Sad, Serbia (E-Gimnazija Novi Sad)
23	Justin Johnson	F	6-7	240	Jr.	2L	Hazard, Ky. (Perry County Central HS)
24	Willie Carmichael	F	6-8	210	r-So.	TR	Apopka, Fla. (University of Tennessee)
32	Que Johnson	G	6-6	205	r-Sr.	TR	Pontiac, Mich. (Washington State)
42	Anton Waters	F	6-7	245	Sr.	1L	Baltimore, Md. (Gulf Coast State College)
43	Marty Leahy	G	6-5	210	Fr.	HS	Brisbane, Australia (Ipswich Grammar School)
	Lamonte Bearden	G	6-3	160	Jr.	TR	Milwaukee, Wis. (University at Buffalo)

COACHING AND SUPPORT STAFF

Position	Name	Alma Mater (Year)	Year in Role
Head Coach	Rick Stansbury	Campbellsville (1981)	First Season
Assistant Coach	Chris Cheeks	VCU (1990)	First Season
Assistant Coach	Shammond Williams	North Carolina (1998)	First Season
Assistant Coach	Quannas White	Oklahoma (2003)	First Season
Director of Basketball Operations	Talvis Franklin	Mississippi State (2007)	First Season
Associate Director of Basketball Ops	Martin Cross	WKU (2015)	First Season
Video Coordinator	Mark Martin	Texas A&M (2012)	First Season
Academic Coordinator	William Monts	Clemson (2006)	First Season
Graduate Assistant Manager	Ben Hansbrough	Notre Dame (2011)	First Season
Strength and Conditioning Coach	Duane Hall	WKU (1996)	Third Season
Athletic Trainer	Mike Gaddie	Murray State (1992)	17th Season
Program Manager	Erien Watson	Mississippi State (2009)	First Season

PRONUNCIATION GUIDE

Name	Pronunciation
Lamonte Bearden	luh-MAHN-tay
Marty Leahy	LAY
Junior Lomomba	luh-MOM-buh
Jabari McGhee	juh-BAR-ee
Damari Parris	duh-MAR-ee
Marko Stajkovski	sty-CAHV-ski
Shammond Williams	shuh-MOND
Quannas White	kuh-WAHN-us



TEAM NOTES

- WKU, Middle Tennessee and LA Tech are the only schools in Conference USA to win 20 or more games in at least three of the last four seasons. WKU's 43 20-win seasons are the seventh-most in NCAA history.
- Entering 2016-17, WKU ranks third in NCAA history in regular-season league titles (42), ninth in all-time winning percentage (.663) and is tied for 16th in all-time victories (1,737).
- WKU is 49-15 (.766) at E.A. Diddle Arena over the last four seasons after going 27-17 (.614) in the three seasons prior. The Hilltoppers are 573-162 all-time at Diddle Arena for a .780 winning percentage.
- WKU has advanced to the semifinals of its league tournament in 11 of the last 12 seasons, including a run to the 2016 Conference USA Tournament semifinals. The team is 21-5 with four championships in the last nine conference tournaments overall.
- WKU's 23 NCAA Tournament appearances are six more than the next closest Conference USA school (UTEP, 17), and one more than the eight league schools with the fewest appearances combined (LA Tech, 5; Marshall, 5; Rice, 4; North Texas, 3; Southern Miss, 3; FIU, 1; Florida Atlantic, 1; UTSA, 0).
- WKU has made at least one 3-pointer in 906 consecutive games, dating back to March 15, 1987. The 3-point shot was instituted prior to the 1986-87 season.
- As of August 2016, WKU has as many or more current NBA players (2) than six schools each from the Big Ten, Big 12 and SEC, five programs from the ACC and three schools from the Pac-12.
- WKU is one of 10 teams from the Group of Five conferences with multiple NBA players. The Hilltoppers are the only Conference USA team with multiple NBA pros, and they have as many as the entire Mid-American Conference combined. They also have more NBA players than 11 teams in the Sun Belt, eight teams in the American Athletic Conference and seven teams in the Mountain West. WKU also has as many or more NBA players than many high-level, non-FBS programs, including Butler, Davidson, Dayton, Providence, Seton Hall, Temple and Xavier.
- With many new faces on the roster, WKU returns 31.5 percent of its scoring, 39.2 percent of its rebounding and 14.7 percent of its assists from the 2015-16 campaign.
- WKU's 2016-17 roster represents seven states – Florida, Georgia, Kentucky, Louisiana, Maryland, Michigan and Wisconsin – as well as four other countries – Australia, Canada, England and Serbia.

PLAYER NOTES

- Junior forward Justin Johnson led WKU with 14.9 points per game and 7.9 rebounds per game in 2015-16, becoming the first Hilltopper to lead the team in both categories since Derrick Gordon in 2011-12.
- Justin Johnson shot 60.2 percent from the field last season, ranking third in Conference USA and 20th in the nation. He also ranked 14th in C-USA in scoring and sixth in rebounding.

- Justin Johnson's 507 points last season were the seventh-most by a sophomore in WKU history, and the 41st 500-point season overall by a Hilltopper. He needs 344 points to reach 1,000 for his career.
- Senior forward Ben Lawson ranks fifth in WKU history with 128 career blocked shots. His 66 blocks in 2015-16 were the seventh-most in a season in Hilltopper history. Lawson joins Jeremy Evans, Elgrace Wilborn and Chris Marcus as Hilltoppers with at least 50 blocks in multiple seasons.
- On a team in need of backcourt help, graduate transfer guards Que Johnson (Washington State), Junior Lomomba (Providence) and Pancake Thomas (Hartford) will provide valuable experience this year. The trio has played in 281 combined games over their college careers, while Lomomba helped the Friars to the NCAA Tournament the last two seasons. Thomas reached the NCAA Tournament in his first two seasons at New Mexico before transferring to Hartford.
- Buffalo transfer guard Lamonte Bearden will sit out this season, but he also offers WKU postseason experience. Bearden was a starter on the Bulls' NCAA Tournament teams the last two seasons.
- WKU adds the services of two transfers from the University of Tennessee, forwards Willie Carmichael and Jabari McGhee. Carmichael, who played in all 32 UT games as a freshman in 2014-15 and averaged three points and 2.3 rebounds in 14.8 minutes per game, will be eligible to start the 2016-17 season. McGhee will be eligible midway through the season.

STANSBURY NOTES

- Among the 40-plus Division I men's basketball coaching hires over the offseason, Rick Stansbury ranks fifth with 293 career Division I wins. Among those new Division I hires across the country, Stansbury is also tied for fifth in NCAA Tournament appearances with six.
- Among the new Division I hires with 10-plus years of head coaching experience at the D-I level, Stansbury's .638 career winning percentage ranks third. His percentage of seasons with an NCAA Tournament bid (.429) also ranks third on that list.
- Stansbury's teams have been outstanding on their own turf, boasting a winning percentage at home of better than 80 percent during his 14 seasons at the helm at Mississippi State.
- In Stansbury's 30 seasons as a head coach or assistant coach, his teams have gone to the postseason 18 times, with top-five seeds in the NCAA Tournament six times. The Bulldogs reached the postseason 11 times in Stansbury's 14 seasons as a head coach at Mississippi State.
- During Stansbury's final 10 years leading Mississippi State, only Kentucky won more SEC championships than his eight, and over his entire 14-year run at the helm, only Kentucky and Florida won more games. His 293 career victories are the 10th-most in SEC history.
- During Stansbury's time as a head coach at Mississippi State, only Vanderbilt had a higher graduation rate in the SEC, and the Bulldogs were third in the SEC with 41 academic honorees in 14 years.
- Of the top 30 games for attendance in MSU history, 26 came during Stansbury's run as head coach, including all of the top 10.



2015-16 Final Overall Statistics

RECORD:	OVERALL	HOME	AWAY	NEUTRAL
ALL GAMES	18-16	12-4	3-9	3-3
CONFERENCE	8-10	5-4	3-6	0-0
NON-CONFERENCE	10-6	7-0	0-3	3-3

#	Player	gp-gs	min	avg	Total		3-Point		F-Throw		Rebounds				pf	dq	a	to	blk	stl	pts	avg
					fg-fga	fg%	3fg-fga	3fg%	ft-fa	ft%	off	def	tot	avg								
23	JOHNSON, Justin	34-26	984	28.9	197-327	.602	1-9	.111	112-166	.675	102	168	270	7.9	73	3	48	58	19	16	507	14.9
02	COSBY, Aaron	34-34	1073	31.6	137-390	.351	81-221	.367	112-131	.855	16	108	124	3.6	47	0	67	67	5	15	467	13.7
25	EDMOND, Fredrick	33-27	954	28.9	163-285	.572	8-21	.381	68-125	.544	38	158	196	5.9	53	1	90	72	15	33	402	12.2
51	x-HARRISON-DOCKS,	18-1	431	23.9	58-148	.392	38-100	.380	26-33	.788	3	15	18	1.0	25	0	35	19	0	8	180	10.0
21	SNIPES, Nigel	34-8	728	21.4	101-223	.453	62-137	.453	37-51	.725	21	64	85	2.5	90	1	37	47	11	21	301	8.9
01	MCNEAL, Chris	34-29	952	28.0	57-179	.318	34-120	.283	42-61	.689	21	115	136	4.0	61	0	134	66	1	19	190	5.6
14	LAWSON, Ben	34-11	547	16.1	57-96	.594	1-1	1.000	56-73	.767	37	75	112	3.3	91	6	13	37	66	11	171	5.0
42	WATERS, Anton	33-19	480	14.5	57-110	.518	0-2	.000	30-43	.698	57	74	131	4.0	65	2	7	26	10	3	144	4.4
03	HUNTER, Marlon	32-5	390	12.2	53-122	.434	3-11	.273	27-40	.675	27	31	58	1.8	37	1	13	17	2	24	136	4.3
20	ROSTOV, Aleksej	33-10	345	10.5	43-85	.506	5-21	.238	22-39	.564	30	42	72	2.2	62	2	16	17	11	1	113	3.4
22	SMITH, Nathan	3-0	15	5.0	0-2	.000	0-0	.000	4-4	1.000	1	2	3	1.0	3	0	0	1	0	0	4	1.3
15	SANFORD, Dylan	5-0	13	2.6	2-2	1.000	0-0	.000	0-0	.000	1	0	1	0.2	2	0	0	4	0	0	4	0.8
32	DALTON, Keifer	4-0	13	3.3	0-1	.000	0-1	.000	1-2	.500	0	4	4	1.0	1	0	3	3	0	0	1	0.3
Team											51	51	102		1		16					
Total.....		34	6925		925-1970	.470	233-644	.362	537-768	.699	405	907	1312	38.6	611	16	463	450	140	151	2620	77.1
Opponents.....		34	6925		949-2092	.454	280-742	.377	408-617	.661	364	764	1128	33.2	653	-	493	364	98	219	2586	76.1

x-Inactive player

TEAM STATISTICS	WKU	OPP
SCORING	2620	2586
Points per game	77.1	76.1
Scoring margin	+1.0	-
FIELD GOALS-ATT	925-1970	949-2092
Field goal pct	.470	.454
3 POINT FG-ATT	233-644	280-742
3-point FG pct	.362	.377
3-pt FG made per game	6.9	8.2
FREE THROWS-ATT	537-768	408-617
Free throw pct	.699	.661
F-Throws made per game	15.8	12.0
REBOUNDS	1312	1128
Rebounds per game	38.6	33.2
Rebounding margin	+5.4	-
ASSISTS	463	493
Assists per game	13.6	14.5
TURNOVERS	450	364
Turnovers per game	13.2	10.7
Turnover margin	-2.5	-
Assist/turnover ratio	1.0	1.4
STEALS	151	219
Steals per game	4.4	6.4
BLOCKS	140	98
Blocks per game	4.1	2.9
ATTENDANCE	58745	101855
Home games-Avg/Game	16-3672	12-6573
Neutral site-Avg/Game	-	6-3830

Score by Periods	1st	2nd	OT	Totals
WKU	1195	1356	69	2620
Opponents	1171	1347	68	2586

Date	Opponent		Score	Att.
! 11/14/15	CAMPBELLVILLE (KY.)	W	97-77	3424
11/18/15	at Belmont	L	85-90	3253
11/21/15	STONY BROOK	W	67-66	3684
# 11/23/15	vs Drake	Lot	79-81	1217
# 11/24/15	vs Central Michigan	W	88-60	823
# 11/25/15	vs Duquesne	L	73-81	1077
12/01/15	EASTERN KENTUCKY	W	86-84	4026
12/05/15	at Xavier	L	64-95	10250
12/13/15	INDIANA STATE	W	75-62	2810
12/16/15	ALABAMA A&M	W	79-70	3109
12/19/15	at Louisville	L	56-78	21606
12/22/15	DETROIT	W	79-74	3031
12/28/15	BRESCIA (KY.)	W	93-66	3388
* 01/03/16	at Marshall	L	76-94	4623
* 01/07/16	FIU	L	72-75	3394
* 01/09/16	FLORIDA ATLANTIC	Wot	86-82	3607
* 01/14/16	at Rice	L	73-83	1664
* 01/16/16	at North Texas	W	81-76	1903
* 01/21/16	at Old Dominion	L	62-68	6535
* 01/23/16	at Charlotte	L	71-88	4197
* 01/28/16	UAB	W	69-62	3892
* 01/30/16	MIDDLE TENNESSEE	L	64-66	5259
* 02/04/16	at UTSA	W	83-71	1003
* 02/06/16	at UTEP	Lot	89-93	12000
* 02/13/16	MARSHALL	Lot	93-96	4373
* 02/18/16	OLD DOMINION	L	56-59	3182
* 02/20/16	CHARLOTTE	W	59-54	3570
* 02/25/16	at Middle Tennessee	W	78-72	4333
* 02/27/16	at UAB	L	67-71	7510
* 03/03/16	SOUTHERN MISS	W	75-60	3405
* 03/05/16	LA TECH	Wot	96-90	4591
@ 03/09/16	vs North Texas	W	84-76	3888
@ 03/10/16	vs UAB	W	88-77	9797
@ 03/11/16	vs Old Dominion	L	77-89	6176

* = Conference USA game

! = 2015 Gulf Coast Showcase (campus sites)

= 2015 Gulf Coast Showcase (Germain Arena; Estero, Fla.)



00 Jabari McGhee
R-So. | F | 6-7 | 205



1 Tobias Howard
Fr. | G | 6-2 | 185



3 Damari Parris
Fr. | G | 6-0 | 160



5 Junior Lomomba
R-Sr. | G | 6-5 | 205



12 Pancake Thomas
R-Sr. | G | 6-4 | 195



14 Ben Lawson
Sr. | F | 7-1 | 235



21 Marko Stajkovski
Fr. | G | 6-7 | 195



23 Justin Johnson
Jr. | F | 6-7 | 240



24 Willie Carmichael
R-So. | F | 6-8 | 210



32 Que Johnson
R-Sr. | G | 6-6 | 205



42 Anton Waters
Sr. | F | 6-7 | 245



43 Marty Leahy
Fr. | G | 6-5 | 210



Lamonte Bearden
Jr. | G | 6-3 | 160



Head Coach
Rick Stansbury



Assistant Coach
Chris Cheeks



Assistant Coach
Shammond Williams



Assistant Coach
Quannas White



WKU BASKETBALL SCHEDULE

DATE	DAY	OPPONENT	LOCATION	TIME (CT)	TV
Nov. 1	TUES	Campbellsville (EXH)	E.A. Diddle Arena		
Nov. 5	SAT	Ky. Wesleyan (EXH)	E.A. Diddle Arena		
Nov. 12	SAT	Alabama State (1)	E.A. Diddle Arena		
Nov. 16	WED	Jacksonville State (1)	E.A. Diddle Arena		
Nov. 19	SAT	at Belmont	Nashville, Tenn.		
Nov. 22	TUES	North Carolina A&T	E.A. Diddle Arena		
Nov. 25	FRI	vs. Washington (2)	Las Vegas, Nev.		
Nov. 26	SAT	vs. UNLV/TCU (2)	Las Vegas, Nev.		
Nov. 30	WED	at Eastern Kentucky	Richmond, Ky.		
Dec. 3	SAT	at Missouri	Columbia, Mo.		
Dec. 11	SUN	at Indiana State	Terre Haute, Ind.		
Dec. 14	WED	at Saint Mary's (CA)	Moraga, Calif.		
Dec. 17	SAT	at Detroit	Detroit, Mich.		
Dec. 21	WED	Ohio	E.A. Diddle Arena		
Dec. 28	WED	Austin Peay	E.A. Diddle Arena		
Dec. 31	SAT	at Florida Atlantic*	Boca Raton, Fla.		
Jan. 2	MON	at FIU*	Miami, Fla.		
Jan. 5	THUR	Charlotte*	E.A. Diddle Arena		
Jan. 7	SAT	Old Dominion*	E.A. Diddle Arena		
Jan. 12	THUR	at UAB*	Birmingham, Ala.		
Jan. 14	SAT	at Middle Tennessee*	Murfreesboro, Tenn.		
Jan. 21	SAT	at Marshall*	Huntington, W.Va.		
Jan. 26	THUR	UTEP*	E.A. Diddle Arena		
Jan. 28	SAT	UTSA*	E.A. Diddle Arena		
Feb. 2	THUR	at LA Tech*	Ruston, La.		
Feb. 4	SAT	at Southern Miss*	Hattiesburg, Miss.		
Feb. 11	SAT	Marshall*	E.A. Diddle Arena		
Feb. 16	THUR	Middle Tennessee*	E.A. Diddle Arena		
Feb. 18	SAT	UAB*	E.A. Diddle Arena		
Feb. 23	THUR	at Charlotte*	Charlotte, N.C.		
Feb. 25	SAT	at Old Dominion*	Norfolk, Va.		
March 2	THUR	North Texas*	E.A. Diddle Arena		
March 4	SAT	Rice*	E.A. Diddle Arena		
March 8-11		C-USA Tournament	Birmingham, Ala.		

(*) Conference USA Game

Home games in **bold**

Dates subject to change

(1) 2016 Global Sports Classic (campus sites)

(2) 2016 Global Sports Classic (Las Vegas, Nev.)

HILLTOPPER

BASKETBALL

2016-17 FULL SCHEDULE

DATE	DAY	OPPONENT	LOCATION	TIME (CT)	TV
Nov. 1	TUES	Campbellsville (EXH)	E.A. Diddle Arena		
Nov. 5	SAT	Ky. Wesleyan (EXH)	E.A. Diddle Arena		
Nov. 12	SAT	Alabama State (1)	E.A. Diddle Arena		
Nov. 16	WED	Jacksonville State (1)	E.A. Diddle Arena		
Nov. 19	SAT	at Belmont	Nashville, Tenn.		
Nov. 22	TUES	North Carolina A&T	E.A. Diddle Arena		
Nov. 25	FRI	vs. Washington (2)	Las Vegas, Nev.		
Nov. 26	SAT	vs. UNLV/TCU (2)	Las Vegas, Nev.		
Nov. 30	WED	at Eastern Kentucky	Richmond, Ky.		
Dec. 3	SAT	at Missouri	Columbia, Mo.		
Dec. 11	SUN	at Indiana State	Terre Haute, Ind.		
Dec. 14	WED	at Saint Mary's (CA)	Moraga, Calif.		
Dec. 17	SAT	at Detroit	Detroit, Mich.		
Dec. 21	WED	Ohio	E.A. Diddle Arena		
Dec. 28	WED	Austin Peay	E.A. Diddle Arena		
Dec. 31	SAT	at Florida Atlantic*	Boca Raton, Fla.		
Jan. 2	MON	at FIU*	Miami, Fla.		
Jan. 5	THUR	Charlotte*	E.A. Diddle Arena		
Jan. 7	SAT	Old Dominion*	E.A. Diddle Arena		
Jan. 12	THUR	at UAB*	Birmingham, Ala.		
Jan. 14	SAT	at Middle Tennessee*	Murfreesboro, Tenn.		
Jan. 21	SAT	at Marshall*	Huntington, W.Va.		
Jan. 26	THUR	UTEP*	E.A. Diddle Arena		
Jan. 28	SAT	UTSA*	E.A. Diddle Arena		
Feb. 2	THUR	at LA Tech*	Ruston, La.		
Feb. 4	SAT	at Southern Miss*	Hattiesburg, Miss.		
Feb. 11	SAT	Marshall*	E.A. Diddle Arena		
Feb. 16	THUR	Middle Tennessee*	E.A. Diddle Arena		
Feb. 18	SAT	UAB*	E.A. Diddle Arena		
Feb. 23	THUR	at Charlotte*	Charlotte, N.C.		
Feb. 25	SAT	at Old Dominion*	Norfolk, Va.		
March 2	THUR	North Texas*	E.A. Diddle Arena		
March 4	SAT	Rice*	E.A. Diddle Arena		
March 8-11		C-USA Tournament	Birmingham, Ala.		

(*) Conference USA Game

(1) 2016 Global Sports Classic (campus sites)

(2) 2016 Global Sports Classic (Las Vegas, Nev.)

Home games in **bold**

Dates subject to change

WKU ATHLETIC COMMUNICATIONS / MEDIA RELATIONS

FOR IMMEDIATE RELEASE / September 19, 2016

Basketball / Contact: Currie McFayden, Assistant Director of Athletic Communications/Media Relations

HILLTOPPER HYSTERIA SET FOR FRIDAY, OCT. 14

BOWLING GREEN, Ky. – WKU's annual tip-off event for Hilltopper and Lady Topper Basketball, Hilltopper Hysteria, will take place Friday, Oct. 14, beginning at 6 p.m. in E.A. Diddle Arena.

Parking and admission are free for the event. The first 500 fans will receive a free t-shirt.

Hilltopper Hysteria includes individual player and coach introductions for both programs, scrimmages by both teams, a shooting stars challenge, an autograph session to end the night and giveaways and prizes for fans. WKU's Spirit Squad will also entertain fans at the event.

The event will begin with the WKU volleyball team's conference matchup against UAB at 6 p.m., with the basketball festivities to follow at approximately 7:30 p.m.

The Hilltoppers welcome many new faces to the roster this season, including immediate-impact graduate transfer guards Que Johnson, Junior Lomomba and Pancake Thomas.

They also return two other seniors, forwards Ben Lawson and Anton Waters, as well as junior forward Justin Johnson, who last season became the first WKU player to lead the program in both scoring and rebounding since Derrick Gordon in 2011-12.

The squad will take its guidance from first-year coach Rick Stansbury, who boasts 293 victories and a career home winning percentage of better than 80 percent in his 14 years at the helm at Mississippi State.

The Hilltoppers are 573-162 all-time at Diddle Arena and are one of the nation's most storied programs. WKU ranks third in NCAA history in regular-season league titles (42), seventh in 20-win seasons (43), ninth in all-time winning percentage (.663) and is tied for 16th in all-time wins (1,737).

Led by the reigning C-USA Player and Defensive Player of the Year in redshirt senior Kendall Noble, the Lady Toppers will look to continue building on one of the most successful eras in program history in 2016-17. Over the last two seasons, WKU has posted an impressive 57-12 (.826) record, the second-highest win total over a two-year span in school history, trailing only the 1984-85 and 1985-86 Final Four teams.

In addition to bringing back well-known faces such as redshirt senior Micah Jones and juniors Ivy Brown and Tashia Brown, the Lady Toppers are set to add six newcomers to the mix, including three freshman Kentucky natives in Whitney Creech, Malaka Frank and Sarah Price as well as transfers Kyvin Goodin-Rogers and Naomi Mayes. Sharpshooter Jaycee Coe will also be eligible to compete after sitting out last season due to transfer regulations.

The Lady Toppers will be guided by Michelle Clark-Heard in her fifth season with the program. The former WKU standout player has guided the team to 103 victories since taking the reins prior to the 2012-13 season, the most among C-USA programs. In addition, the Lady Toppers have reached the postseason following all four campaigns, including a trip to the WNIT Quarterfinals in 2015-16.

Lady Topper Basketball holds a rich tradition as one of the traditional powerhouses in women's college basketball. Ranked 10th in NCAA history with 933 victories, WKU has collected more wins in its 53-year history than perennially strong programs such as Notre Dame, North Carolina, Maryland and Baylor. In 2016-17, WKU will seek to return to the NCAA Tournament and collect the program's first tournament victory since the 1999-00 campaign.

WKU ATHLETIC COMMUNICATIONS / MEDIA RELATIONS

FOR IMMEDIATE RELEASE / September 27, 2016

Men's Basketball / Contact: Zach Greenwell, WKU Athletic Communications/Media Relations

2016-17 schedule with updated TV times attached.

EIGHT GAMES ADDED TO HILLTOPPER BASKETBALL TV SCHEDULE

BOWLING GREEN, Ky. — Eight WKU men's basketball games have been selected for national broadcast as part of Conference USA's initial TV schedule, as announced Tuesday by the league office.

The Hilltoppers are scheduled to play two games on CBS Sports Network, three games on American Sports Network, two games on beIN SPORTS and one contest on the Pac-12 Network as part of the initial broadcast release.

WKU's home game against rival Middle Tennessee on Feb. 16 will air on CBS Sports Network at 8 p.m. (all times CT), as will the program's home game against UAB on Sunday, Feb. 19 at 1 p.m. That matchup with the Blazers was originally scheduled for Saturday, Feb. 18.

The Hilltoppers will welcome Old Dominion at 5 p.m. Jan. 7 on ASN. Their road trips to Middle Tennessee at 7 p.m. Jan. 14 and Marshall at 5 p.m. Jan. 21 will also be broadcast on the network.

WKU's home game against UTEP at 7 p.m. Jan. 26 will be broadcast by beIN SPORTS, as will its visit to Louisiana Tech at 7 p.m. Feb. 2.

The Hilltoppers game against Washington at 7 p.m. Nov. 25 at the Global Sports Classic in Las Vegas will be carried by the Pac-12 Network.

Additional games will be added at a later date as league broadcast partners and the Hilltopper Sports Satellite Network finalize TV selections. Remaining game times for the rest of the 2016-17 season will also be announced at a later date.

More than 40 nationally televised games featuring Conference USA teams were announced Tuesday.

WKU ATHLETIC COMMUNICATIONS / MEDIA RELATIONS

FOR IMMEDIATE RELEASE / September 28, 2016

Men's Basketball / Contact: Zach Greenwell, WKU Athletic Communications/Media Relations

Headshot of Justin Johnson is attached.

**WKU'S JOHNSON NAMED PRESEASON ALL-C-USA THIRD TEAM BY
COLLEGESPORTSMADNESS.COM**

BOWLING GREEN, Ky. — WKU junior forward Justin Johnson has been named a Preseason All-Conference USA Third Team selection by CollegeSportsMadness.com, the outlet announced Wednesday.

Johnson, a 6-foot-7 native of Hazard, Ky., was a steady force for the Hilltoppers during the 2015-16 season, appearing in 34 games with 26 starts. He finished the campaign averaging 14.9 points and 7.9 rebounds per contest, becoming the first Hilltopper to lead the program in both categories since Derrick Gordon in 2011-12.

Johnson shot 60.2 percent from the field as a sophomore, ranking third in C-USA and in the top 20 in the nation. He also ranked sixth in C-USA in rebounding and 14th in scoring.

Johnson's 507 points scored last season were the seventh-most ever by a WKU sophomore. He needs 344 points to reach 1,000 for his career.

WKU kicks off its season Friday, Oct. 14 with its annual Hilltopper Hysteria event, starting at 6 p.m. at E.A. Diddle Arena. The Hilltoppers open their schedule Nov. 1 with a home exhibition against Campbellsville, while the regular-season opener will be Nov. 12 at home against Alabama State.



WESTERN

WKU ATHLETIC COMMUNICATIONS / MEDIA RELATIONS

FOR IMMEDIATE RELEASE / September 30, 2016

Men's Basketball / Contact: Zach Greenwell, WKU Athletic Communications/Media Relations

Video: Coach Rick Stansbury press conference — <https://youtu.be/tLZLZkNZrXU>

[YouTube](https://youtu.be/tLZLZkNZrXU)

youtu.be



Select press conference quotes — Attached

Reminder: WKU women's basketball coach Michelle Clark-Heard available at 1:45 p.m. CT Monday at E.A. Diddle Arena

HILLTOPPERS SET TO BEGIN FIRST PRACTICE UNDER STANSBURY

BOWLING GREEN, Ky. – WKU men's basketball head coach Rick Stansbury met with the media Friday as the Hilltoppers prepare for their first practice of the season Saturday afternoon.

"The biggest thing I'm looking for is to set the tone, with the energy and toughness that you've got to practice with every day," Stansbury said. "I'm not worried about mistakes. I'm just worried about getting everybody's intensity where it needs to be and getting them to understand the focus and the concentration and the ability to listen and the ability to change from drill to drill, the chaos of the game, the speed of the game."

The Hilltoppers come into the 2016-17 season with a new-look roster that features eight newcomers. Only five players return from last year's roster – Ben Lawson, Justin Johnson, Anton Waters, Willie Carmichael and Jabari McGhee – including just three – Johnson, Lawson and Waters – who played for WKU a year ago.

But Stansbury has brought in several new players to fill some voids, including three graduate transfer guards eligible to play immediately – Que Johnson, Junior Lomomba and Pancake Thomas. He also landed four high school guards in Tobias Howard, Marko Stajkovski, Damari Parris and Marty Leahy, along with University of Buffalo transfer Lamonte Bearden, who will sit out this season per NCAA transfer rules.

"I think we have good people," Stansbury said. "That's where it starts at. It's about people first. Your players are not players first. They're people first. I think the adjustment has been understanding the accountability off the court – the little things and the importance of the little things."

WKU kicks off its season Friday, Oct. 14 with its annual Hilltopper Hysteria event, starting at 6 p.m. at E.A. Diddle Arena. The Hilltoppers open their schedule Nov. 1 with a home exhibition against Campbellsville, while the regular-season opener will be Nov. 12 at home against Alabama State.

WKU plays eight of its first 11 games away from Diddle Arena, including a stretch of nearly a month on the road, but Stansbury said his team will grow through that time.

“The teams that can go on the road and win are the teams that win championships,” he said.

“That’s where that fine line is magnified, on that road. We have to do it with just us. We don’t have that artificial noise and energy like you do at home. Everything is squeezed down on the road. That’s why we try to squeeze it down every day off the court.

“We try to make practice so much harder than the game, and they hear us ask every day, ‘Is that effort good enough to win on the road?’ ”

WKU Basketball
Press Conference Quotes – HC Rick Stansbury
September 30, 2016

On what to look for out of the guys the first couple of weeks...

"You know, the biggest thing I'm looking for is to set the tone with energy and toughness that you got to practice with every day. I'm not worried about mistakes, I'm just worried about getting everybody's intensity where it has got to be. And to get them to understand the focus and concentration, ability to listen, ability to change from drill to drill and change to the speed of the game. They hear me say this all the time, 'The bus don't wait on you, the game don't wait on you, and I don't to wait on you.' We got to get kids to the point where they understand the pace you got to do things in."

On how the newcomers are transitioning...

"I think they've done well. We've got good people and that's where it starts at. Again you'll hear me say this, but it's about people first. Your players are not players first, they're people first and I think I have good people. I think the adjustment has been the accountability off the court. The little things. One minute late means you're late. Those kind of little things and establishing that type of culture off the court. I think we've made tremendous progress in that area."

On the new accountability in the culture...

"We have this simple saying that is 'Do what you're supposed to do when you're supposed to do it with the best attitude possible, and an excuse is unacceptable.' Now that's accountability. You going to go to class? You going to go to study table? You're going to do all of those things."

On the new style of play...

"Defending and rebounding. You don't have that freedom. You are going to do those things. The base of the freedom that you have in our program is offensively. We are going to give you some freedom offensively to go play. And that's where guys want freedom. Mentally, we are going to be consistent with what we do and we'll defend and rebound. If we can score in transition, we score in transition every time. But good teams aren't going to let you do that. So if you are asking how I prefer to play? We are going to play fast and quick, but at the same time we are going to defend and rebound every possession."

On the importance of winning road games...

"You've heard me say this, everyone is good at home, everybody. Whatever team you play, whatever sport it is, everyone is good at home. It's the teams that can go on the road and win, are the teams that win championships. And that is where that fine line is magnified - on that road."

WKU ATHLETIC COMMUNICATIONS / MEDIA RELATIONS

FOR IMMEDIATE RELEASE / October 6, 2016

Men's Basketball / Contact: Zach Greenwell, WKU Athletic Communications/Media Relations

Action photo, headshot of Justin Johnson attached.

JOHNSON NAMED TO C-USA PRESEASON ALL-CONFERENCE TEAM; WKU PICKED TO FINISH THIRD

IRVING, Texas — Justin Johnson has been named to the 2016-17 Conference USA Men's Basketball Preseason All-Conference Team, while WKU has been picked to finish third in the league, as announced Thursday by the league office.

Johnson, a 6-foot-7 junior forward from Hazard, Ky., is WKU's first preseason all-conference selection since George Fant and T.J. Price both made the list in the Hilltoppers' inaugural season in C-USA in 2014-15.

Johnson was a steady force for the Hilltoppers during the 2015-16 season, appearing in 34 games with 26 starts. He finished the campaign averaging 14.9 points and 7.9 rebounds per contest, becoming the first Hilltopper to lead the program in both categories since Derrick Gordon in 2011-12.

Johnson shot 60.2 percent from the field as a sophomore, ranking third in C-USA and in the top 20 in the nation. He also ranked sixth in C-USA in rebounding and 14th in scoring.

Johnson's 507 points scored last season were the seventh-most ever by a WKU sophomore. He needs 344 points to reach 1,000 for his career.

WKU was projected by the league's coaches to finish third this season behind UAB, the reigning C-USA regular-season champion, and Middle Tennessee, the defending C-USA Tournament champ.

It's the highest the Hilltoppers have been picked to finish since they joined C-USA, and it's their highest projection overall since being tabbed to win the Sun Belt Conference before the 2013-14 campaign.

WKU kicks off its season Friday, Oct. 14 with its annual Hilltopper Hysteria event, presented by Hughes Supply, starting at 6 p.m. at E.A. Diddle Arena. The Hilltoppers open their schedule Nov. 1 with a home exhibition against Campbellsville, while the regular-season opener will be Nov. 12 at home against Alabama State.

In addition to Justin Johnson, the Hilltoppers welcome many new faces to the roster this season, including immediate-impact graduate transfer guards Que Johnson, Junior Lomomba and Pancake Thomas.

They also return two other seniors, forwards Ben Lawson and Anton Waters, and add the services of Tennessee transfer forward Willie Carmichael, a redshirt sophomore.

The squad will take its guidance from first-year coach Rick Stansbury, who boasts 293 victories and a career home winning percentage of better than 80 percent in his 14 years at the helm at Mississippi State.

The Hilltoppers are 573-162 all-time at Diddle Arena and are one of the nation's most storied programs. WKU ranks third in NCAA history in regular-season league titles (42), seventh in 20-win seasons (43), ninth in all-time winning percentage (.663) and is tied for 16th in all-time wins (1,737).

2016-17 Preseason All-C-USA Team

Erik McCree, Charlotte, senior forward
Jon Elmore, Marshall, junior guard
Ryan Taylor, Marshall, senior forward
Giddy Potts, Middle Tennessee, junior guard
Reggie Upshaw Jr., Middle Tennessee, senior forward
Jeremy Combs, North Texas, junior forward
Marcus Evans, Rice, sophomore guard
Chris Cokley, UAB, junior forward
William Lee, UAB, junior forward

Justin Johnson, WKU, junior forward

2016-17 Preseason C-USA Poll (first-place votes in parentheses)

1. UAB (10)
2. Middle Tennessee (4)
- 3. WKU**
4. Marshall
5. Old Dominion
6. UTEP
7. Louisiana Tech
8. Charlotte
9. Rice
10. North Texas
11. FIU
12. Florida Atlantic
13. Southern Miss
14. UTSA





R
RUSSELL

WESTERN

23

KENTUCKY

WKU ATHLETIC COMMUNICATIONS / MEDIA RELATIONS

FOR IMMEDIATE RELEASE / October 10, 2016

Basketball / Contact: Zach Greenwell, WKU Athletic Communications/Media Relations

STANSBURY, CLARK-HEARD TO REPRESENT WKU AT C-USA MEDIA DAY TIPOFF

BOWLING GREEN, Ky. — WKU Basketball will be represented in the Lone Star State this week as the Hilltopper coaches head to Conference USA Basketball Media Day Tipoff in Irving, Texas. WKU men's basketball head coach Rick Stansbury and women's basketball head coach Michelle Clark-Heard will be in the Dallas area on Tuesday, Oct. 11 and Wednesday, Oct. 12 to discuss their upcoming seasons with the media.

In addition to availability with local media, the coaches will also spend time in the studio with C-USA, ESPN3, American Sports Network, beIN SPORTS and Campus Insiders.

Stansbury will be on ESPN3's live stream from C-USA media day from 5:10-5:20 p.m. Tuesday, while Clark-Heard will appear live from 11:10-11:20 a.m. Wednesday. Both appearances will be available on Watch ESPN after the initial broadcast.

The Hilltoppers play their first exhibition Nov. 1 at home against Campbellsville and open the regular season Nov. 12 at home against Alabama State. The Lady Toppers open Nov. 3 with an exhibition against Young Harris, then host Alabama A&M in the regular season opener Nov. 11. Fans can get their first chance to see both teams in action at E.A. Diddle Arena on Friday at WKU's annual basketball tipoff event, Hilltopper Hysteria, presented by Hughes Supply. Hughes Supply is a local wholesale distributor of Rheem HVAC Systems. Go to Rheem.com to find your local contractor.

WKU ATHLETIC COMMUNICATIONS / MEDIA RELATIONS

FOR IMMEDIATE RELEASE / October 12, 2016

Men's Basketball / Contact: Zach Greenwell, WKU Athletic Communications/Media Relations

WKU TO HOST OPEN HOMECOMING BASKETBALL SCRIMMAGE ON OCT. 22

BOWLING GREEN, Ky. — As part of an exciting Homecoming on The Hill, the WKU men's basketball team will host an open scrimmage at 3:30 p.m. on Saturday, Oct. 22 at E.A. Diddle Arena.

The Hilltoppers' scrimmage, which will take place immediately before the WKU football program's Homecoming clash against Old Dominion at 6 p.m., is free to the public.

Doors at Diddle Arena will open at 3 p.m. Parking is free in Parking Structure 1 (PS1), or fans can utilize their regular parking passes for home football games.

The scrimmage is expected to last about two hours, leading directly into the football game at Houchens-Smith Stadium.

While WKU's annual basketball tipoff event – Hilltopper Hysteria, presented by Hughes Supply this Friday, Oct. 14 at Diddle Arena – will offer fans a sneak peek of the upcoming season, the Hilltoppers' open scrimmage will present an extended look at what's in store for the 2016-17 campaign.

WKU opens its schedule Nov. 1 with a home exhibition against Campbellsville, while the regular-season opener will be Nov. 12 at home against Alabama State.

The Hilltoppers return just 31 percent of their scoring, 39 percent of their rebounding and 14 percent of their assists, but they welcome many new faces to the roster this season, including immediate-impact graduate transfer guards Que Johnson, Junior Lomomba and Pancake Thomas.

They also return junior forward Justin Johnson and two other seniors, forwards Ben Lawson and Anton Waters, and add the services of Tennessee transfer forward Willie Carmichael, a redshirt sophomore.

The squad will take its guidance from first-year coach Rick Stansbury, who boasts 293 victories and a career home winning percentage of better than 80 percent in his 14 years at the helm at Mississippi State.

The Hilltoppers are 573-162 all-time at Diddle Arena and are one of the nation's most storied programs. WKU ranks third in NCAA history in regular-season league titles (42), seventh in 20-win seasons (43), ninth in all-time winning percentage (.663) and is tied for 16th in all-time wins (1,737).

WKU ATHLETIC COMMUNICATIONS / MEDIA RELATIONS

FOR IMMEDIATE RELEASE / October 14, 2016

Basketball / Contact: Currie McFayden, Assistant Director of Athletic Communications/Media Relations

WKU WELCOMES 2016-17 BASKETBALL SEASON AT HILLTOPPER HYSTERIA

BOWLING GREEN, Ky. – WKU held its annual tip-off event for basketball season on The Hill, Hilltopper Hysteria presented by Hughes Supply, Friday night at E.A. Diddle Arena.

The Hilltopper and Lady Topper Basketball programs were on display for two hours, and the night featured player and coach introductions, performances by the WKU Cheerleaders and Topperettes and an autograph session after the night.

The team of Micah Jones, Que Johnson and a pair of WKU students defeated Kendall Noble, Pancake Thomas and another pair of students in the Shooting Stars Challenge by being the quickest to make a layup, free throw, three-pointer and half-court shot.

The Black Team edged the Red Team in the Lady Toppers scrimmage after Kyvin Goodin-Rogers' shot at the buzzer was waved off. Sophomore Kayla Smith led all scorers with 11 points, junior Ivy Brown added eight points and both Dee Givens and Tashia Brown chipped in seven points apiece. Ivy Brown also pulled down a team-best four rebounds, while Goodin-Rogers was a force defensively, swatting away four shots in her E.A. Diddle Arena debut.

On the Hilltoppers' side, the Red Team sneaked past the Black Team, 36-31. Ben Lawson led all scorers with 11 points, Justin Johnson pitched in nine and Damari Parris added eight of his own. Lawson also led all players with five rebounds, while Parris dished out a scrimmage-best six assists.

The Hilltoppers host two exhibition games at E.A. Diddle Arena on Tuesday, Nov. 1 against Campbellsville at 7 p.m. and Saturday, Nov. 5 against Kentucky Wesleyan at 8 p.m. The regular season kicks off at 7 p.m. on Saturday, Nov. 12 inside Diddle Arena against Alabama State.

The Lady Toppers open the season with an exhibition against Young Harris College at E.A. Diddle Arena at 7 p.m. on Thursday, Nov. 3. The Lady Toppers will then open the regular season on Friday, Nov. 11 at 7 p.m. inside Diddle Arena as they host Alabama A&M, who is coached by former WKU assistant Margaret Richards.

WKU MBB: Video Interviews from Hilltopper Hysteria, Oct. 14, 2016

Please find below links to interviews with **WKU men's basketball head coach Rick Stansbury**, **redshirt senior guard Pancake Thomas**, **senior forward Ben Lawson** and **redshirt sophomore forward Willie Carmichael** after tonight's Hilltopper Hysteria event. Please let me know if you need anything else.

Head coach Rick Stansbury — <https://youtu.be/8ISCacoHuII>

Guard Pancake Thomas — <https://youtu.be/BzVBa3DWA84>

Forward Ben Lawson — <https://youtu.be/wuUT-CnFFSk>

Forward Willie Carmichael — <https://youtu.be/veBskcX1v4U>

WKU ATHLETIC COMMUNICATIONS / MEDIA RELATIONS

FOR IMMEDIATE RELEASE / October 22, 2016

Men's Basketball / Contact: Zach Greenwell, WKU Athletic Communications/Media Relations

*A PDF box score is attached for today's open scrimmage. **This is being provided to aid in the media's coverage.** Please do not publish or post a photo of the full box score.*

Video: WKU head coach Rick Stansbury — <https://youtu.be/CzXOjFhMOKc>

HILLTOPPERS COMPLETE OPEN SCRIMMAGE ON HOMECOMING

BOWLING GREEN, Ky. — As the 2016-17 season grows near, the WKU men's basketball team gave fans a chance to see what's in store Saturday with a full, open scrimmage as part of Homecoming on The Hill.

The Hilltoppers scrimmaged each other for about two hours at E.A. Diddle Arena, breaking up their competition into two 20-minute periods. The teams changed lineups for each period, with the score starting tied at 35 in each period.

WKU head coach Rick Stansbury said he'd still like to see his group's communication and concentration improve, but he's been pleased with the team's effort in the preseason.

"One thing guys have been doing, is they've been giving me good effort," Stansbury said.

"They've been working hard. That doesn't mean we always make the right decisions or make the right reads, but they've been working hard. As long as they work hard, we'll keep getting better."

Senior forward Ben Lawson led all scorers in the scrimmage with 26 points on 11-of-15 shooting from the field. Redshirt sophomore forward Willie Carmichael finished with 24 points and 15 rebounds.

Graduate senior guards Pancake Thomas and Que Johnson finished with 23 and 21 points, respectively, while senior forward Anton Waters contributed 22 points and 11 rebounds. Johnson and Thomas combined for 12 assists and two turnovers, and Thomas also tallied seven rebounds.

Johnson and freshman guard TJ Howard each made five 3-pointers, while junior guard Lamonte Bearden finished with 14 points and nine assists.

WKU opens its schedule Nov. 1 with a home exhibition against Campbellsville, while the regular-season opener will be Nov. 12 at home against Alabama State.

The squad will take its guidance from the first-year coach Stansbury, who boasts 293 victories and a career home winning percentage of better than 80 percent in his 14 years at the helm at Mississippi State.

The Hilltoppers are 573-162 all-time at Diddle Arena and are one of the nation's most storied programs. WKU ranks third in NCAA history in regular-season league titles (42), seventh in 20-win seasons (43), ninth in all-time winning percentage (.663) and is tied for 16th in all-time wins (1,737).

WKU Intr Squad Scrimmage - Oct. 22

Cumulative Stats

Player	Points	Field Goals	3PT	FT	OFF REB	DEF REB	TOTAL REB	BLK	AST	TO	STL	FOULS
BEARDEN	14	6-9	0-2	2-4	0	2	2	0	9	2	1	2
CARMICHAEL	24	9-15	0-4	6-9	6	9	15	0	2	6	1	1
HOWARD	15	5-10	5-10	0-0	1	4	5	0	3	6	3	2
J. JOHNSON	8	3-8	0-1	2-2	1	3	4	0	5	1	0	0
Q. JOHNSON	21	7-15	5-11	2-2	0	2	2	2	7	2	3	2
LAWSON	26	11-15	0-0	4-6	2	1	3	2	0	1	0	2
LEAHY	6	3-9	0-6	0-0	2	2	4	0	2	1	0	2
MCGHEE	14	6-13	0-0	2-2	3	5	8	0	1	1	1	7
MILLER	0	0-2	0-1	0-0	0	1	1	0	0	0	0	3
PARRIS	11	4-12	1-1	2-2	0	2	2	0	6	4	3	2
STAJKOVSKI	0	0-1	0-1	0-0	0	3	3	0	1	2	0	2
THOMAS	23	9-13	1-3	4-4	2	5	7	0	5	0	1	1
WATERS	22	10-21	0-0	2-3	6	5	11	0	0	1	0	3
TOTALS	184	73-143	12-40	26-34	23	44	67	4	41	27	13	29

Field Goal Percentage: 51.0% (73-143)

3-point Percentage: 30% (12-40)

FT Percentage: 76.5% (26-34)

WKU ATHLETIC COMMUNICATIONS / MEDIA RELATIONS

FOR IMMEDIATE RELEASE / October 25, 2016

Men's Basketball / Contact: Zach Greenwell, WKU Athletic Communications/Media Relations

Select players from Stansbury, players attached in PDFs.

Video: WKU head coach Rick Stansbury — <https://youtu.be/S76PPVKNJCc>

Video: WKU guards Que Johnson, Pancake Thomas, Junior Lomomba — <https://youtu.be/j-JNv77w5p0>

Video: WKU forwards Willie Carmichael, Justin Johnson, Ben Lawson — <https://youtu.be/GK6tcwXSL68>

HILLTOPPERS TIP OFF SEASON WITH ANNUAL MEDIA DAY

BOWLING GREEN, Ky. — With its first exhibition game just one week away, the WKU men's basketball team welcomed media to E.A. Diddle Arena on Tuesday afternoon for its annual Media Day.

First-year WKU head coach Rick Stansbury was joined at the podium by players Pancake Thomas, Que Johnson, Junior Lomomba, Justin Johnson, Willie Carmichael and Ben Lawson to discuss the upcoming season.

The team then headed into another of what the players said has been an intense series of practices this preseason.

"I've always believed this – practice has to be harder than the games," Stansbury said. "Games have to be easy compared to practices. We've made progress there. We have a long way to go, but again, all I can ask is this from the players – I'm not worried about mistakes. Mistakes are part of the game. As long as you feel like they're giving you everything they've got, you can live with that. I feel very comfortable that these guys are giving me everything they've got."

WKU opens its schedule Nov. 1 with a home exhibition against Campbellsville, Stansbury's alma mater, while the regular-season opener will be Nov. 12 at home against Alabama State.

The Hilltoppers return just 31 percent of their scoring, 39 percent of their rebounding and 14 percent of their assists, but they welcome many new faces to the roster this season, including immediate-impact graduate transfer guards Que Johnson, Lomomba and Thomas.

They also return junior forward Justin Johnson and two other seniors, Lawson and Anton Waters, and add the services of the redshirt sophomore Carmichael, a Tennessee transfer forward.

"Right now, practice is a grind mode," Justin Johnson said. "First two weeks of practice everybody is excited being there and everything. Then every college team hits that wall when you are like, 'Man we are ready to play.' The biggest thing is to fight through that mentally."

The squad will take its guidance from first-year coach Stansbury, who boasts 293 victories and a career home winning percentage of better than 80 percent in his 14 years at the helm at Mississippi State.

The Hilltoppers are 573-162 all-time at Diddle Arena and are one of the nation's most storied programs. WKU ranks third in NCAA history in regular-season league titles (42), seventh in 20-win seasons (43), ninth in all-time winning percentage (.663) and is tied for 16th in all-time wins (1,737).

WKU Basketball
Press Conference Quotes – HC Rick Stansbury
October 25, 2016

On players adjusting to the intensity of practice...

"I've always believed this – practice has to be harder than the games. Games have to be easy compared to practices. We've made progress there. We have a long way to go, but again, all I can ask is this from the players. I'm not worried about mistakes. Mistakes are part of the game. As long as you feel like they're giving you everything they've got, you can live with that. I feel very comfortable that these guys are giving me everything they've got."

On senior Ben Lawson...

"Ben is a great kid, great student, really a great young man. He's a guy that needs something good to happen for him. I thought he took some steps this summer with his confidence. I see a lot more good in him than bad. ... How many 7-footers can run, catch the basketball, has great hands, can really move on ball screens, run in transition? Those guys are not falling off of trees. I think a lot of it starts out with how a guy feels about himself, feels about his role on the team. I think he feels a lot better about who he is, and I think he feels like we believe in him, and we do."

On what he wants to see in two exhibitions...

"I want us to be able to take practice into the games. I know that sounds simple, but you'd be amazed that when you turn on the lights and that popcorn starts popping, how that mind and concentration changes. I saw it Saturday (at the team's open scrimmage). I saw it in the warmups. It's just different. You want guys who can take practice into the games – take that focus, take that concentration."

On looking to improve communication...

"It starts with the ability to communicate. You've got to talk defensively. You've got to talk offensively, too. It's amazing how if everyone will help and talk and communicate, when one guy is sitting there and doesn't know for sure, but somebody communicates it, it may spark something that makes him remember it a little bit. It's a little thing, but it's a big thing. How many teams have you seen leave a timeout late in a game, and four guys know what's going on, and one guy forgets it? Communication is what we start off every day with."

On graduate transfers Que Johnson, Pancake Thomas and Junior Lomomba...

"They are big guards. We'll use it to our advantage, whatever advantage that is. I guess am I saying am I glad they're 6-4, 6-4 versus 6-foot, 6-2? Maybe so. But a guy that can shoot it, can shoot it. Those guys shoot it. I think the biggest area for (Que Johnson and Pancake Thomas) is understanding the urgency defensively we've got to try to play with. That's an adjustment for them. They've come in as shooters and scorers, and we're trying to get them to understand the mindset you've got to have to defend. And that's not just them, it's all the guys."

On junior forward Justin Johnson...

"I had high expectations for him. He's exceeded those as a person and as a player. ... He's worked tremendously hard in practice. He's shown me the ability to defend. It wasn't that he didn't have the ability. It may have just been a young guy who didn't understand the importance of it yet. He's been a great teammate – a great teammate."

WKU Basketball
Press Conference Quotes - Players
October 25, 2016

G Que Johnson

On the transition and chemistry of the three graduate transfers to WKU...

"I don't know about them, but for me it's easy – especially with us having a lot of experience being grad transfers. We bring that experience together on the court at the same time. Junior is one that has been big and Pancake brings his leadership. So we'll feed off of each other come game time."

G Junior Lomomba

On being the point guard and having the weapons to pass to...

"They make my job a lot easier and it's great playing with the best of them. It helps me transition a little better because I don't have to do as much. These guys help me on the court with communication whenever they see something I don't. We don't take stuff personal so we can get on each other and sharpen one another."

G Pancake Thomas

On why he transferred to WKU...

"It was different for me because I got my release super late, so I was looking for somewhere where I could play my game but also have a shot making it to the NCAA Tournament. When I saw these guys (Que Johnson and Junior Lomomba) and what they had returning from last year, I thought we would have a shot."

F Ben Lawson

On playing with more freedom on offense...

"It's really nice. The players that have come in this year are tremendous shooters, and that's going to open up the floor incredibly for us - including our post presence with adding more pick and rolls."

F Justin Johnson

On how excited you are to play against someone else next week...

"Right now, practice is a grind mode. First two weeks of practice everybody is excited being there and everything. Then every college team hits that wall when you are like, 'man we are ready to play.' The biggest thing is to fight through that mentally."

F Willie Carmichael

On how good this team will be once conference play starts...

"Potentially, our end result is to compete like everyone else. We all play in the same tournament, we all want to win a national championship. We are not settling for less this year."

WKU ATHLETIC COMMUNICATIONS / MEDIA RELATIONS

FOR IMMEDIATE RELEASE / October 27, 2016

Basketball / Contact: Zach Greenwell, WKU Athletic Communications/Media Relations

Full WKU Hilltopper Basketball broadcast schedule attached as PDF.

HILLTOPPER SPORTS SATELLITE NETWORK TO TELEVISION 18 WKU BASKETBALL GAMES

BOWLING GREEN, Ky. — The Hilltopper Sports Satellite Network will nationally televise 18 WKU Basketball games in 2016-17, adding to the previously announced TV schedules for the Hilltoppers and Lady Toppers this season.

The 13 men's games and five women's games will air nationally on Fox College Sports, which is also available via DirecTV, DISH and Fox's FoxSportsGo provider-authenticated mobile platform. Exact clearances will be available leading up to each broadcast. All HSSN games will also air in the Bowling Green area on WKU PBS, and Hilltopper games will air in Louisville on WBNA.

The 18 HSSN games join 15 Hilltopper and two Lady Topper games already on the broadcast schedule for 2016-17. An updated list of game times and TV information can be found at WKUSports.com.

The WKU men were already slated to appear on a number of platforms this season, including the Pac-12 Network, SEC Network +, CBS Sports Network, American Sports Network, beINSPORTS, Campus Insiders and ESPN3. The WKU women will also play two road conference games on ESPN3.

All WKU home games not on TV will be broadcast online on WKUSports.tv.

2016-17 Hilltopper Sports Satellite Network TV Games

Nov. 16 – Lady Toppers vs. UT Arlington
Nov. 16 – Hilltoppers vs. Jacksonville State
Nov. 19 – Lady Toppers vs. Indiana
Nov. 22 – Hilltoppers vs. North Carolina A&T
Nov. 30 – Lady Toppers at Eastern Kentucky
Nov. 30 – Hilltoppers at Eastern Kentucky
Dec. 21 – Lady Toppers vs. Ball State
Dec. 21 – Hilltoppers vs. Ohio
Dec. 28 – Hilltoppers vs. Austin Peay
Dec. 31 – Hilltoppers at Florida Atlantic
Jan. 2 – Hilltoppers at FIU
Jan. 5 – Hilltoppers vs. Charlotte
Jan. 15 – Lady Toppers vs. Middle Tennessee
Jan. 28 – Hilltoppers vs. UTSA
Feb. 4 – Hilltoppers at Southern Miss
Feb. 11 – Hilltoppers vs. Marshall
March 2 – Hilltoppers vs. North Texas
March 4 – Hilltoppers vs. Rice

HILLTOPPER

BASKETBALL

2016-17 FULL SCHEDULE

DATE	DAY	OPPONENT	LOCATION	TIME (CT)	TV
Nov. 1	TUES	Campbellsville (EXH)	E.A. Diddle Arena	7 p.m.	WKUSports.tv
Nov. 5	SAT	Ky. Wesleyan (EXH)	E.A. Diddle Arena	8 p.m.	WKUSports.tv
Nov. 12	SAT	Alabama State (1)	E.A. Diddle Arena	7 p.m.	WKUSports.tv
Nov. 16	WED	Jacksonville State (1)	E.A. Diddle Arena	8 p.m.	HSSN/FCS
Nov. 19	SAT	at Belmont	Nashville, Tenn.	7 p.m.	OVC Digital Network
Nov. 22	TUES	North Carolina A&T	E.A. Diddle Arena	7 p.m.	HSSN/FCS
Nov. 25	FRI	vs. Washington (2)	Las Vegas, Nev.	7 p.m.	Pac-12 Network
Nov. 26	SAT	vs. UNLV/TCU (2)	Las Vegas, Nev.	7 or 9:30 p.m.	
Nov. 30	WED	at Eastern Kentucky	Richmond, Ky.	7 p.m.	HSSN/FCS
Dec. 3	SAT	at Missouri	Columbia, Mo.	2 p.m.	SEC Network +
Dec. 11	SUN	at Indiana State	Terre Haute, Ind.	3:30 p.m.	ESPN3
Dec. 14	WED	at Saint Mary's (CA)	Moraga, Calif.	9 p.m.	
Dec. 17	SAT	at Detroit	Detroit, Mich.	1 p.m.	ESPN3
Dec. 21	WED	Ohio	E.A. Diddle Arena	8 p.m.	HSSN/FCS
Dec. 28	WED	Austin Peay	E.A. Diddle Arena	7 p.m.	HSSN/FCS
Dec. 31	SAT	at Florida Atlantic*	Boca Raton, Fla.	Noon	HSSN/FCS
Jan. 2	MON	at FIU*	Miami, Fla.	6 p.m.	HSSN/FCS
Jan. 5	THUR	Charlotte*	E.A. Diddle Arena	7 p.m.	HSSN/FCS
Jan. 7	SAT	Old Dominion*	E.A. Diddle Arena	5 p.m.	ASN
Jan. 12	THUR	at UAB*	Birmingham, Ala.	7 p.m.	Campus Insiders
Jan. 14	SAT	at Middle Tennessee*	Murfreesboro, Tenn.	7 p.m.	ASN
Jan. 21	SAT	at Marshall*	Huntington, W.Va.	5 p.m.	ASN
Jan. 26	THUR	UTEP*	E.A. Diddle Arena	7 p.m.	beIN SPORTS
Jan. 28	SAT	UTSA*	E.A. Diddle Arena	3 p.m.	HSSN/FCS
Feb. 2	THUR	at LA Tech*	Ruston, La.	7 p.m.	beIN SPORTS
Feb. 4	SAT	at Southern Miss*	Hattiesburg, Miss.	4 p.m.	HSSN/FCS
Feb. 11	SAT	Marshall*	E.A. Diddle Arena	5 p.m.	HSSN/FCS
Feb. 16	THUR	Middle Tennessee*	E.A. Diddle Arena	8 p.m.	CBS Sports
Feb. 19	SUN	UAB*	E.A. Diddle Arena	1 p.m.	CBS Sports
Feb. 23	THUR	at Charlotte*	Charlotte, N.C.	6 p.m.	Campus Insiders
Feb. 25	SAT	at Old Dominion*	Norfolk, Va.	6 p.m.	ESPN3
March 2	THUR	North Texas*	E.A. Diddle Arena	7 p.m.	HSSN/FCS
March 4	SAT	Rice*	E.A. Diddle Arena	7 p.m.	HSSN/FCS
March 8-11		C-USA Tournament	Birmingham, Ala.		

(*) Conference USA Game

(1) 2016 Global Sports Classic (campus sites)

(2) 2016 Global Sports Classic (Las Vegas, Nev.)

Home games in **bold**

Times subject to change

WKU ATHLETIC COMMUNICATIONS / MEDIA RELATIONS

FOR IMMEDIATE RELEASE / October 31, 2016

Men's Basketball / Contact: Zach Greenwell, WKU Athletic Communications/Media Relations

WKU and Campbellsville game notes attached.

Video: WKU head coach Rick Stansbury discusses Campbellsville, his alma mater
— <https://youtu.be/S76PPVKNJCc?t=5m39s>

HILLTOPPERS OPEN SEASON WITH EXHIBITION AGAINST CAMPBELLVILLE

BOWLING GREEN, Ky. — The 98th season of WKU Hilltopper Basketball tips off at 7 p.m. CT Tuesday, as the Hilltoppers welcome Campbellsville (Ky.) in their first of two exhibition games. It's the first game of a new era for WKU, which has nine newcomers and will play its first contest under first-year coach Rick Stansbury. The Hilltoppers finished 18-16 last season and fell in the Conference USA Tournament semifinals. They made a splash in the spring with the hiring of Stansbury, who previously spent 14 years at the helm at Mississippi State.

The opening exhibition against Campbellsville will be special for Stansbury, who was a four-year letterman at guard for the Tigers from 1977-81 and got his coaching start with the program as a student assistant. As a senior, Stansbury helped lead Campbellsville to the school's first District 32 hoops title and an appearance in the 1981 NAIA Tournament. He received Campbellsville's Distinguished Alumni Award in 1999 and was inducted into the school's Athletic Hall of Fame in 2003.

The Hilltoppers have an all-time record of 5-0 against Campbellsville in regular-season contests, including last year's 97-77 victory in the season opener. The Tigers (1-1) are ranked 11th in the NAIA Coaches' Preseason Poll.

After Tuesday's game, WKU hosts Kentucky Wesleyan for an exhibition at 8 p.m. Saturday before hosting Alabama State in the home opener at 7 p.m. Nov. 12.

EXHIBITION 1

WKU (0-0) vs. Campbellsville (Ky.) (1-1)

November 1, 2016 | 7:00 PM (CT)

Bowling Green, Ky. | E.A. Diddle Arena (7,326)

BROADCAST

Listen: [Hilltopper IMG Sports Network](#) (WKLX 100.7 FM flagship), [TuneIn Radio](#) (free) (Randy Lee, pxp | Hal Schmitt, analysis)

Watch: [WKUSports.tv](#) (\$)

Live Stats: [Gametracker](#)

QUICK SHOTS

- WKU is 53-4 all-time in preseason exhibition games, and the Hilltoppers have won 21 straight preseason tune-ups dating back to a 2002-03 loss to the Harlem Globetrotters.
- WKU's 2016-17 roster, which has nine newcomers, represents seven states – Florida, Georgia, Kentucky, Louisiana, Maryland, Michigan and Wisconsin – as well as four other countries – Australia, Canada, England and Serbia.

- With nine newcomers on the roster, WKU returns 31 percent of its scoring, 39 percent of its rebounding and 14 percent of its assists from the 2015-16 campaign.
- Junior Justin Johnson needs 344 points this season to become the 49th player in Hilltopper Basketball history to score 1,000 career points.
- Graduate senior Que Johnson needs 165 points to reach 1,000 for his career across his time at Washington State and WKU. Graduate senior Pancake Thomas needs 263 points to reach 1,000 for his career across his time at New Mexico, Hartford and WKU.
- Senior Ben Lawson ranks fifth in WKU history with 128 career blocked shots. His 66 blocks in 2015-16 were the seventh-most in a season in Hilltopper history. Lawson joins Jeremy Evans, Elgrace Wilborn and Chris Marcus as Hilltoppers with at least 50 blocks in multiple seasons.
- WKU was picked to finish third in the Conference USA Preseason Coaches Poll, while Justin Johnson was voted to the 10-member Preseason All-C-USA Team.
- Head coach Rick Stansbury needs seven more wins to reach 300 victories for his career.
- WKU, Middle Tennessee and LA Tech are the only schools in Conference USA to win 20 or more games in at least three of the last four seasons. WKU's 43 20-win seasons are the seventh-most in NCAA history.
- WKU is 49-15 (.766) at E.A. Diddle Arena over the last four seasons after going 27-17 (.614) in the three seasons prior. The Hilltoppers are 573-162 all-time at Diddle Arena for a .780 winning percentage.
- WKU has made at least one 3-pointer in 906 consecutive games, dating back to March 15, 1987. The 3-point shot was instituted prior to the 1986-87 season.

PROMOTIONS

Trick-or-Treat: All kids 12 years old and under receive free admission. All other tickets just \$5 at the gate. Trick-or-treat on the concourse prior to tip-off!

TICKETS

WKU Ticket Office: Online at WKUTickets.com, in person at E.A. Diddle Arena, via phone at 1-800-5-BIG Red or 745-5222 locally.

MED CENTER HEALTH

The 2016-17 WKU Basketball season is presented by Med Center Health. With The Medical Center at its core, Med Center Health has served Southcentral Kentucky for 90 years, and its system of care includes six acute care hospitals, a complete network of immediate to emergency services and services in dozens of specialties. Whether it is emergency treatment for heart attack victims or preventative programs to improve the health of the communities it serves, Med Center Health is committed to providing the highest level of care and service.



@WKUBasketball /WKUBasketball

@wkubasketball WKUSports

WKUSports.com

WKU (0-0) VS. CAMPBELLVILLE (KY.) (1-1) (EXH.)

Tuesday, Nov. 1 | 7:00 PM (CT) | Bowling Green, Ky.
E.A. Diddle Arena (7,326)

LISTEN Hilltopper IMG Sports Network, TuneIn
• Randy Lee (ppx), Hal Schmitt (analysis)
WATCH WKUSports.tv (\$)
• radio simulcast

NOVEMBER (0-0)

1	Campbellville (Ky.) (Exh.)	7 p.m.
5	Kentucky Wesleyan (Exh.)	8 p.m.
12	(1) Alabama State	7 p.m.
16	(1) Jacksonville State	8 p.m.
19	at Belmont	7 p.m.
22	North Carolina A&T	7 p.m.
25	(2) vs. Washington	7 p.m.
26	(2) vs. TCU/UNLV	TBD
30	at Eastern Kentucky	7 p.m.

DECEMBER (0-0)

3	at Missouri	2 p.m.
11	at Indiana State	3:30 p.m.
14	at Saint Mary's	9 p.m.
17	at Detroit Mercy	1 p.m.
21	Ohio	8 p.m.
28	Austin Peay	7 p.m.
31	at Florida Atlantic*	Noon

JANUARY (0-0)

2	at FIU*	6 p.m.
5	Charlotte*	7 p.m.
7	Old Dominion*	5 p.m.
12	at UAB*	7 p.m.
14	at Middle Tennessee*	7 p.m.
21	at Marshall*	5 p.m.
26	UTEP*	7 p.m.
28	UTSA*	3 p.m.

FEBRUARY (0-0)

2	at LA Tech*	7 p.m.
4	at Southern Miss*	4 p.m.
11	Marshall*	5 p.m.
16	Middle Tennessee*	8 p.m.
19	UAB*	1 p.m.
23	at Charlotte*	6 p.m.
25	at Old Dominion*	6 p.m.

MARCH (0-0)

2	North Texas*	7 p.m.
4	Rice*	7 p.m.
8-11	(2) vs. Conference USA Tournament	TBD
	(3) vs. NCAA Tournament	TBD

All times (CT) and subject to change

(*) Conference USA Game

(1) 2016 Global Sports Classic (campus sites)

(2) 2016 Global Sports Classic (Las Vegas, Nev.)

(2) Conference USA Tournament (BJCC, Birmingham, Ala.)

(3) Various Locations

HILLTOPPER

BASKETBALL

2016-17 GAME NOTES

MEDIA CONTACT: Zach Greenwell, Associate Director of Media Relations • zachary.greenwell@wku.edu • (270) 668-4716
SECONDARY CONTACT: Lance Dozier, Media Relations Assistant • lance.dozier@topper.wku.edu • (507) 993-1898

THE TIP-OFF

The 98th season of WKU Hilltopper Basketball tips off at 7 p.m. CT Tuesday, as the Hilltoppers welcome Campbellville (Ky.) in their first of two exhibition games. It's the first game of a new era for WKU, which has nine newcomers and will play its first contest under first-year coach Rick Stansbury. The Hilltoppers finished 18-16 last season and fell in the Conference USA Tournament semifinals. They made a splash in the spring with the hiring of Stansbury, who previously spent 14 years at the helm at Mississippi State.

The opening exhibition against Campbellville will be special for Stansbury, who was a four-year letterman at guard for the Tigers from 1977-81 and got his coaching start with the program as a student assistant. As a senior, Stansbury helped lead Campbellville to the school's first District 32 hoops title and an appearance in the 1981 NAIA Tournament. He received Campbellville's Distinguished Alumni Award in 1999 and was inducted into the school's Athletic Hall of Fame in 2003. The Hilltoppers have an all-time record of 5-0 against Campbellville in regular-season contests, including last year's 97-77 victory in the season opener. The Tigers are ranked 11th in the NAIA Coaches' Preseason Poll. After Tuesday's game, WKU hosts Kentucky Wesleyan for an exhibition at 8 p.m. Saturday before hosting Alabama State in the home opener at 7 p.m. Nov. 12.

QUICK SHOTS

- WKU is 53-4 all-time in preseason exhibition games, and the Hilltoppers have won 21 straight preseason tune-ups dating back to a 2002-03 loss to the Harlem Globetrotters.
- WKU's 2016-17 roster, which has nine newcomers, represents seven states – Florida, Georgia, Kentucky, Louisiana, Maryland, Michigan and Wisconsin – as well as four other countries – Australia, Canada, England and Serbia.
- With nine newcomers on the roster, WKU returns 31 percent of its scoring, 39 percent of its rebounding and 14 percent of its assists from the 2015-16 campaign.
- Junior Justin Johnson needs 344 points this season to become the 49th player in Hilltopper Basketball history to score 1,000 career points.
- Graduate senior Que Johnson needs 165 points to reach 1,000 for his career across his time at Washington State and WKU. Graduate senior Pancake Thomas needs 263 points to reach 1,000 for his career across his time at New Mexico, Hartford and WKU.
- Senior Ben Lawson ranks fifth in WKU history with 128 career blocked shots. His 66 blocks in 2015-16 were the seventh-most in a season in Hilltopper history. Lawson joins Jeremy Evans, Elgrace Wilborn and Chris Marcus as Hilltoppers with at least 50 blocks in multiple seasons.
- WKU was picked to finish third in the Conference USA Preseason Coaches Poll, while Justin Johnson was voted to the 10-member Preseason All-C-USA Team.
- Head coach Rick Stansbury needs seven more wins to reach 300 victories for his career.
- WKU, Middle Tennessee and LA Tech are the only schools in Conference USA to win 20 or more games in at least three of the last four seasons. WKU's 43 20-win seasons are the seventh-most in NCAA history.
- WKU is 49-15 (.766) at E.A. Diddle Arena over the last four seasons after going 27-17 (.614) in the three seasons prior. The Hilltoppers are 573-162 all-time at Diddle Arena for a .780 winning percentage.
- WKU has made at least one 3-pointer in 906 consecutive games, dating back to March 15, 1987. The 3-point shot was instituted prior to the 1986-87 season.

LAST GAME AGAINST CAMPBELLVILLE (KY.): NOVEMBER 14, 2015

Nigel Snipes scored 24 points and hit 5 of 10 3-pointers, and WKU beat Campbellville 97-77 in its season opener. Fredrick Edmond scored 20 points, Justin Johnson added 16 with 15 rebounds and four assists, and Ben Lawson chipped in 13. WKU opened the second half with a 20-6 run in which Snipes scored two more 3s, and the Hilltoppers led by 25 points at the midway mark.

WKU HILLTOPPERS

2015-16 Record	18-16 (8-10 C-USA)
Ranking	NR
NCAA RPI	157
Last Game	L, 77-89 vs. ODU in C-USA Tourn.
Head Coach	Rick Stansbury
Career Record	293-166 (14th season)
Record at School	First season
2015-16 Leading Scorer	J. Johnson (14.9 ppg)
2015-16 Leading Rebounder	J. Johnson (7.9 rpg)
2015-16 Leading Assists	C. McNeal (3.9 apg)

CAMPBELLVILLE (KY.) TIGERS

Record	1-1 (0-0 G-MAC)
Ranking	11 (NAIA Poll)
NCAA RPI	N/A
Last Game	L, 71-68 vs. Harris-Stowe State
Head Coach	Brent Vernon
Career Record	1-1 (First Season)
Record at School	Same
Leading Scorer	J. Coates (14.5 ppg)
Leading Rebounder	S. Johnson (8.5 rpg)
Leading Assists	J. Coates (6.5 apg)

WORKING CREDENTIALS: To request credentials, please contact Zach Greenwell, Associate Director of Media Relations, or Lance Dozier, WKU Media Relations Assistant. All requests should be made as early as possible and should be limited to working press only. Space on the E.A. Diddle Arena press row is limited, and a media/photo work room is available on the ground level just off the arena floor for credentialed media members.

Credentials will be screened and issued on a priority basis, with national publications, daily newspapers, wire services, originating radio and television networks, television tape crews and student newspapers from WKU and the visiting school receiving top priority. Requests from weekly newspapers, internet publications and radio stations that cover WKU and the visiting team will be honored on a space-available basis. Requests for credentials will be reviewed on a case-by-case, year-by-year basis.

The Athletic Communications/Media Relations office has the final authority on whether any individuals from any organization will be issued media credentials. Space will also be made available to professional scouts. Complimentary tickets are not provided to media. Spouses, dates, equipment carriers and non-working members of the media are restricted from press row, sidelines and interview areas.

MEDIA WILL CALL: Credentials may be picked up on gameday at the Media Will Call table located at Gate 4 of E.A. Diddle Arena. Please be mindful that parking is done by a list and parking passes will not be issued, so please request parking at the same time.

PHOTOGRAPHERS: Credentials for photographers will be issued on the basis of circulation, with priority granted to agencies covering the participating schools on a regular basis. Credentials will not be issued to freelance photographers unless they are employed by a reputable publication or the media relations office of the participating schools. Per NCAA rule, images or likeness of current student-athletes may not be sold, distributed or used for commercial purposes.

RADIO COVERAGE: Radio broadcast permission must be obtained in advance, along with press row reservations, from Zach Greenwell. WKU maintains

courtesy phone lines for schools who can provide reciprocal arrangements for the Hilltopper IMG Sports Network. Other arrangements for installation of broadcast lines, including ISDN lines, should be made well in advance with Greenwell and WKU Telecommunications.

BASELINE AREAS: Access to the baselines is reserved for photographers/videographers. When on the baselines, media must remain outside the team bench areas. This includes during pregame activities. With rare exceptions, a seat on press row will not be issued to media members shooting from the baselines, since a media/photo work room is easily accessible.

RECRUITS: Per NCAA rule, media are not permitted to have contact with a prospect or family members of a prospect during their visit (official or unofficial) to campus, including prospects in attendance at practice or games. Contact includes in-person conversations, phone calls, text messages, emails, social media, etc. Media are also asked to make every effort to keep distance from prospects on campus, including at practice, during pre-game activities on the sidelines and in the stands.

GAMEDAY SERVICES: Members of the media covering the game will be provided with pregame notes for both teams, a media guide and a flipcard. Statistics will be handed out at each media timeout, and a running play-by-play will also be provided following the game. WKU offers live stats for media members through StatBroadcast. Approximately 15 minutes following the completion of the game, a final statistical book will be available. The first run of books will be given directly to the visiting SID to allow for easy departure.

POSTGAME INTERVIEWS: For home games, head coach Rick Stansbury and select players will hold a postgame news conference with the media in the Paul Just Media Center at E.A. Diddle Arena. WKU Athletic Communications/Media Relations representatives will be available to assist in postgame interviews. Interviews with the visiting team can be coordinated with the visiting SID, unless it is predetermined that the visiting team will also come to the media room.

WEEKLY PRESS CONFERENCE: Head coach Rick Stansbury holds a press conference for credentialed media during the week when the team schedule allows, usually on a weekly basis. Select players may also be available at the weekly press conference.

CURRENT WKU STREAKS	
All Games	L1
Last Loss: 03/11/16 vs. Old Dominion	
At E.A. Diddle Arena	W3
Last Loss: 02/18/16 vs. Old Dominion	
On the Road	L1
Last Win: 02/25/16 at Middle Tennessee	
Neutral Sites	L1
Last Win: 03/10/16 vs. UAB	
vs. Ranked Opponents	L2
Last Win: 01/10/15 vs. #25 Old Dominion	
Nonconference (Home)	W9
Last Loss: 12/20/14 vs. #4 Louisville	
Nonconference (Road/Neutral)	W2
Last Loss: 11/25/15 vs. Duquesne	
Conference USA	W2
Last Loss: 02/27/16 at UAB	
Conference USA (Home)	W3
Last Loss: 02/18/16 vs. Old Dominion	
Conference USA (Road)	L1
Last Win: 02/25/16 at Middle Tennessee	
Games Allowing 75 or Fewer Points	0
Last: 03/03/16 vs. Southern Miss (60)	
Games with a 15-Point Scorer	7
Last Miss: 02/20/16 vs. Charlotte	
Games with an Even/Pos. Assist-to-TO Ratio	0
Last: 03/09/16 vs. North Texas (21/13)	
Games with a 3-Point FG	906
Last Miss: 03/13/87 vs. West Virginia	
When Scoring 80+ Points	W3
Last Loss: 02/13/16 vs. Marshall (93, OT)	
When Scoring 90+ Points	W1
Last Loss: 02/13/16 vs. Marshall (93, OT)	
When Scoring 100+ Points	W4
Last Loss: 01/29/04 vs. La.-Lafayette (110-102)	

2015-16 C-USA STANDINGS

	---C-USA---			--Overall--		
	W-L	PCT		W-L	PCT	
1. UAB	16-2	.889		26-5	.839	
2. Middle Tenn.	13-5	.722		21-9	.700	
3. LA Tech	12-6	.667		23-8	.742	
Old Dominion	12-6	.667		19-12	.613	
Marshall	12-6	.667		16-15	.516	
6. UTEP	10-8	.556		18-13	.581	
7. Charlotte	9-9	.500		13-18	.419	
8. WKU	8-10	.444		16-15	.516	
9. FIU	7-11	.389		13-18	.419	
Rice	7-11	.389		12-19	.387	
North Texas	7-11	.389		12-19	.387	
12. Southern Miss	5-13	.278		8-21	.276	
Florida Atlantic	5-13	.278		7-24	.226	
14. UTSA	3-15	.167		5-26	.161	

2016-17 C-USA PRESEASON

ALL-CONFERENCE USA TEAM

Erik McCree, LA Tech (Senior, F)
 Jon Elmore, Marshall (Junior, G)
 Ryan Taylor, Marshall (Senior, F)
 Giddy Potts, Middle Tennessee (Junior, G)
 Reggie Upshaw Jr., Middle Tennessee (Senior, F)
 Jeremy Combs, North Texas (Junior, F)
 Marcus Evans, Rice (Sophomore, G)
 Chris Cokley, UAB (Junior, F)
 William Lee, UAB (Junior, F)
Justin Johnson, WKU (Junior, F)

COACHES POLL (first-place votes)

1. UAB (10)	5. ODU	9. Rice	13. USM
2. MT (4)	6. UTEP	10. North Texas	14. UTSA
3. WKU	7. LA Tech	11. FIU	
4. Marshall	8. Charlotte	12. Florida Atlantic	

WKU IN 2015-16 C-USA STATISTICS

CATEGORY	TEAM	PLAYERS
Scoring Offense	6th (76.5)	Johnson (T-13th, 15.0)
Scoring Defense	9th (75.6)	--
Scoring Margin	8th (+0.9)	--
Free Throw %	7th (.698)	Cosby (3rd, .850)
Field Goal %	4th (.464)	Johnson (2nd, .606)
FG% Defense	8th (.452)	--
3-Point FG %	6th (.359)	Snipes (3rd, .429)
3-Pt. FG% Defense	11th (.382)	--
Reb. Offense	2nd (38.6)	Johnson (T-6th, 7.7)
Reb. Defense	2nd (33.5)	--
Reb. Margin	2nd (+5.2)	--
Blocked Shots	T-5th (4.1)	Lawson (4th, 2.0)
Assists	6th (13.5)	McNeal (7th, 3.9)
Steals	14th (4.7)	None Ranked
TO Margin	13th (-2.1)	--
A/TO Ratio	9th (1.0)	McNeal (5th, 2.0)
Offensive Rebs.	2nd (12.1)	Johnson (5th, 3.1)
Defensive Rebs.	6th (26.6)	Edmond (10th, 4.8)
Defensive Reb. %	5th (.714)	--
Offensive Reb. %	2nd (.346)	--
3-Point FG Made	11th (6.7)	Cosby (6th, 2.5)
Minutes Played	--	None Ranked

TEAM ROSTER

NO	NAME	POS	HT	WT	YR	EXP	HOMETOWN (PREVIOUS SCHOOL)
00	Jabari McGhee	F	6-7	205	r-So.	TR	Albany, Ga. (Univ. of Tennessee)
1	Tobias Howard	G	6-2	185	Fr.	HS	Lithonia, Ga. (DME Academy)
3	Damari Parris	G	6-0	160	Fr.	HS	Bowie, Md. (Evelyn Mack Academy)
5	Junior Lomomba	G	6-5	205	r-Sr.	TR	Montreal, Quebec (Providence)
12	Pancake Thomas	G	6-4	195	r-Sr.	FR	Baton Rouge, La. (Hartford)
14	Ben Lawson	F	7-1	235	Sr.	3L	Hitchin, England (Oaklands College)
15	Tyler Miller	G	6-4	185	Jr.	TR	Louisville, Ky. (Marshalltown Community College)
21	Marko Stajkovski	G	6-7	195	Fr.	HS	Novi Sad, Serbia (E-Gimnazija Novi Sad)
23	Justin Johnson	F	6-7	240	Jr.	2L	Hazard, Ky. (Perry County Central HS)
24	Willie Carmichael	F	6-8	210	r-So.	TR	Apopka, Fla. (Univ. of Tennessee)
32	Que Johnson	G	6-6	205	r-Sr.	TR	Pontiac, Mich. (Washington State)
42	Anton Waters	F	6-7	245	Sr.	1L	Baltimore, Md. (Gulf Coast State College)
43	Marty Leahy	G	6-5	210	Fr.	HS	Brisbane, Australia (Ipswich Grammar)
	Lamonte Bearden	G	6-3	160	Jr.	TR	Milwaukee, Wis. (University at Buffalo)

PRONUNCIATION GUIDE

NAME	PRONUNCIATION
Lamonte Bearden	luh-MAHN-tay
Marty Leahy	LAY
Junior Lomomba	luh-MOM-buh
Jabari McGhee	juh-BAR-ee
Damari Parris	duh-MAR-ee
Marko Stajkovski	sty-CAHV-ski
Shammond Williams	shuh-MOND
Quannas White	kuh-WAHN-us

COACHING AND SUPPORT STAFF

POSITION	NAME	ALMA MATER (YEAR)	YEAR IN ROLE
Head Coach	Rick Stansbury	Campbellsville (1981)	First Season
Assistant Coach	Chris Cheeks	VCU (1990)	First Season
Assistant Coach	Shammond Williams	North Carolina (1998)	First Season
Assistant Coach	Quannas White	Oklahoma (2003)	First Season
Director of Basketball Operations	Talvis Franklin	Mississippi State (2007)	First Season
Associate Director of Basketball Ops	Martin Cross	WKU (2015)	First Season
Video Coordinator	Mark Martin	Texas A&M (2012)	First Season
Academic Coordinator	William Monts	Clemson (2006)	First Season
Graduate Assistant Manager	Ben Hansbrough	Notre Dame (2011)	First Season
Strength and Conditioning Coach	Duane Hall	WKU (1996)	Third Season
Athletic Trainer	Mike Gaddie	Murray State (1992)	17th Season
Program Manager	Erien Watson	Mississippi State (2009)	First Season



Head Coach
Rick Stansbury



Assistant Coach
Chris Cheeks



Assistant Coach
Shammond Williams



Assistant Coach
Quannas White



Director of Ops
Talvis Franklin



Assoc. Dir. of Ops
Martin Cross



Video Coordinator
Mark Martin



Academic Coord.
William Monts



Grad. Ast. Manager
Ben Hansbrough



Strength Coach
Duane Hall



Athletic Trainer
Mike Gaddie



Program Manager
Erien Watson

THE LAST TIME OUT

(AP) Trey Freeman scored 34 of his career-high 42 in the second half to set the Conference USA Tournament record for points in a game and help No. 5 seed Old Dominion beat WKU 89-77 and advance to the 2016 championship game. Freeman made 15 of 25 from the field, including 4 of 4 from 3-point range, and all of his eight free throws. Aaron Bacote added 18 points and Brandan Stith scored 14, on 4-of-5 shooting, with 13 rebounds. Aaron Cosby led WKU (18-16) with 21 points. Nigel Snipes added 18, all on a career-best six 3s.

NOTES ON THE PROGRAM

NEW-LOOK ROSTER

WKU's 2016-17 roster, which has nine newcomers, represents seven states – Florida, Georgia, Kentucky, Louisiana, Maryland, Michigan and Wisconsin – as well as four other countries – Australia, Canada, England and Serbia. With many new faces on the roster, WKU returns 31 percent of its scoring, 39 percent of its rebounding and 14 percent of its assists from the 2015-16 campaign.

POSTSEASON PLAY

WKU has advanced to the semifinals of its league tournament in 11 of the last 12 seasons, including a run to the 2016 Conference USA Tournament semifinals. The team is 21-5 with four championships in the last nine conference tournaments overall. WKU's 23 NCAA Tournament appearances are six more than the next closest Conference USA school (UTEP, 17), and one more than the eight league schools with the fewest appearances combined (LA Tech, 5; Marshall, 5; Rice, 4; North Texas, 3; Southern Miss, 3; FIU, 1; Florida Atlantic, 1; UTSA, 0).

PROGRAM PRESTIGE

Entering 2016-17, WKU ranks third in NCAA history in regular-season league titles (42), ninth in all-time winning percentage (.663) and is tied for 16th in all-time victories (1,737). WKU, Middle Tennessee and LA Tech are the only schools in Conference USA to win 20 or more games in at least three of the last four seasons. WKU's 43 20-win seasons are the seventh-most in NCAA history.

FRIENDLY CONFINES

WKU is 49-15 (.766) at E.A. Diddle Arena over the last four seasons after going 27-17 (.614) in the three seasons prior. The Hilltoppers are 573-162 all-time at Diddle Arena for a .780 winning percentage.

CONFERENCE USA PRESEASON

Justin Johnson was named to the 2016-17 Conference USA Men's Basketball Preseason All-Conference Team, while WKU was picked to finish third in the league. Johnson, a 6-foot-7 junior forward from Hazard, Ky., is WKU's first preseason all-conference selection since George Fant and T.J. Price both made the list in the Hilltoppers' inaugural season in C-USA in 2014-15. Third is the highest the Hilltoppers have been picked to finish as a team since they joined C-USA, and it's their highest projection overall since being tabbed to win the Sun Belt Conference before the 2013-14 campaign.

LASTING NBA LEGACY

Heading into the current NBA season, WKU had two players in the league – the New York Knicks' Courtney Lee and the Indiana Pacers' Jeremy Evans. As of August 2016, WKU had as many or more current NBA players (2) than six schools each from the Big Ten, Big 12 and SEC, five programs from the ACC and three schools from the Pac-12. WKU is one of 10 teams from the Group of Five conferences with multiple NBA players. The Hilltoppers were the only Conference USA team with multiple NBA pros, and they had as many as the entire Mid-American Conference combined. They also had more NBA players than 11 teams in the Sun Belt, eight teams in the American Athletic Conference and seven teams in the Mountain West. WKU also had as many or more NBA players than many high-level, non-FBS programs, including Butler, Davidson, Dayton, Providence, Seton Hall, Temple and Xavier.

NOTES ON THE SCHEDULE

CONFERENCE USA SLATE

Home games against six of the top seven finishers in C-USA last season highlight the conference slate. The Hilltoppers will play home-and-home series with four of the top five finishers in C-USA last season – UAB, Middle Tennessee, Old Dominion and Marshall. The 18-game conference slate also includes a home-and-home series with Charlotte and single games against the other eight teams in the league.

NONCONFERENCE SCHEDULE

WKU welcomes Austin Peay, Ohio, North Carolina A&T, Alabama State and Jacksonville State to E.A. Diddle Arena in nonconference contests as the program enters a new era under Rick Stansbury. The Hilltoppers will be well-tested on the road with trips to regional rivals Belmont, Eastern Kentucky and Indiana State, as well as Saint Mary's (Calif.), Detroit and SEC foe Missouri. They will also play two games in the Global Sports Classic in Las Vegas, starting against Washington on the day after Thanksgiving. The Hilltoppers will then square off with either UNLV or TCU.

NOTES ON THE HILLTOPPERS

JUSTIN JOHNSON

Junior forward Justin Johnson led WKU with 14.9 points per game and 7.9 rebounds per game in 2015-16, becoming the first Hilltopper to lead the team in both categories since Derrick Gordon in 2011-12. Johnson shot 60.2 percent from the field last season, ranking second in Conference USA and 20th in the nation. He also ranked 14th in C-USA in scoring and sixth in rebounding. Johnson's 507 points last season were the seventh-most by a sophomore in WKU history, and the 41st 500-point season overall by a Hilltopper. He needs 344 points to reach 1,000 for his career.

BEN LAWSON

Senior forward Ben Lawson ranks fifth in WKU history with 128 career blocked shots. His 66 blocks in 2015-16 were the seventh-most in a season in Hilltopper history. Lawson joins Jeremy Evans, Elgrace Wilborn and Chris Marcus as Hilltoppers with at least 50 blocks in multiple seasons.

GRADUATE TRANSFERS

On a team in need of backcourt help, graduate transfer guards Que Johnson (Washington State), Junior Lomomba (Providence) and Pancake Thomas (Hartford) will provide valuable experience this year. The trio has played in 281 combined games and scored a combined 1,954 points over their college careers, while Lomomba helped the Friars to the NCAA Tournament the last two seasons. Thomas reached the NCAA Tournament in his first two seasons at New Mexico before transferring to Hartford.

TENNESSEE TRANSFERS

WKU adds the services of two transfers from the University of Tennessee, forwards Willie Carmichael and Jabari McGhee. Carmichael, who played in all 32 UT games as a freshman in 2014-15 and averaged three points and 2.3 rebounds in 14.8 minutes per game, will be eligible to start the 2016-17 season. McGhee will be eligible midway through the season.

LAMONTE BEARDEN

Buffalo transfer guard Lamonte Bearden will sit out this season, but he also offers WKU postseason experience. Bearden was a starter on the Bulls' NCAA Tournament teams the last two seasons.

NOTES ON THE COACHING STAFF

STANSBURY BACK AT THE HELM

Among the 40-plus Division I men's basketball coaching hires over the offseason, Rick Stansbury ranks fifth with 293 career Division I wins. Among those new Division I hires across the country, Stansbury is also tied for fifth in NCAA Tournament appearances with six. Among the new Division I hires with 10-plus years of head coaching experience at the D-I level, Stansbury's .638 career winning percentage ranks third. His percentage of seasons with an NCAA Tournament bid (.429) also ranks third on that list.

HOME-COURT ADVANTAGE

Stansbury's teams have been outstanding on their own turf, boasting a winning percentage at home of better than 80 percent during his 14 seasons at the helm at Mississippi State.

TOURNAMENT TIME

In Stansbury's 30 seasons as a head coach or assistant coach, his teams have gone to the postseason 18 times, with top-five seeds in the NCAA Tournament six times. The Bulldogs reached the postseason 11 times in Stansbury's 14 seasons as a head coach at Mississippi State.

CHAMPIONSHIP MINDSET

During Stansbury's final 10 years leading Mississippi State, only Kentucky won more SEC championships than his eight, and over his entire 14-year run at the helm, only Kentucky and Florida won more games. His 293 career victories are the 10th-most in SEC history.

ACADEMIC SUCCESS

During Stansbury's time as a head coach at Mississippi State, only Vanderbilt had a higher graduation rate in the SEC, and the Bulldogs were third in the SEC with 41 academic honorees in 14 years.

FILLING THE STANDS

Of the top 30 games for attendance in MSU history, 26 came during Stansbury's run as head coach, including all of the top 10.

FAMILY TRADITION

Stansbury's connection to The Hill goes back well before his hiring as head coach to his great uncle, Edgar B. Stansbury, a 1994 WKU Athletics Hall of Famer as a three-sport athlete (baseball, basketball, football), football assistant coach under W.L. "Gander" Terry, and Director of Athletics in 1946 after serving his country in World War II. The concourse inside E.A. Diddle Arena is named in E.B. Stansbury's honor.

ASSISTANTS' WINNING PEDIGREE

WKU's three assistants – Chris Cheeks (VCU), Shammond Williams (North Carolina) and Quannas White (Oklahoma) – reached a combined four Final Fours and scored 3,286 career points between them at the Division I level as players.

NUMBERS OF NOTE

WINS AGAINST RANKED TEAMS SINCE 1985-86

WKU has notched 11 wins against ranked opponents since the 1985-86 season, with three at E.A. Diddle Arena, three on the road and five at neutral sites.

WKU's Wins Against Ranked Opponents since 1985-86

- 12/07/85: (W) 71-58 vs. #19 Auburn at E.A. Diddle Arena
- 01/16/86: (W) 75-72 (OT) at #12 UAB
- 01/25/86: (W) 81-75 vs. #18 UAB at E.A. Diddle Arena
- 02/16/93: (W) 78-77 at #22 Louisville
- 03/08/93: (W) 72-63 vs. #13 New Orleans in SBC Tourn. in Biloxi, Miss.
- 03/20/93: (W) 72-68 vs. #6 Seton Hall in NCAA Tourn. in Orlando, Fla.
- 11/15/01: (W) 64-52 at #4 Kentucky
- 03/21/08: (W) 101-99 (OT) vs. #14 Drake in NCAA Tourn. in Tampa, Fla.
- 11/30/08: (W) 68-54 vs. #3 Louisville in Nashville, Tenn.
- 12/11/09: (W) 76-69 vs. #24 Vanderbilt in Nashville, Tenn.
- 01/10/15: (W) 72-65 vs. #25 Old Dominion at E.A. Diddle Arena

TOP E.A. DIDDLE ARENA ATTENDANCES SINCE 2002-03

Since the 2002-03 season, after E.A. Diddle Arena underwent its renovation to its current capacity of 7,326, the Hilltoppers have played in front of 16 home crowds of at least 7,000 people. A standing room only crowd of 7,598 was on-hand on Dec. 20, 2014, to see WKU face No. 4 Louisville, which became the largest non-conference crowd since the renovation, and 7,119 were at E.A. Diddle Arena for Senior Night on Feb. 28, 2015.

Games of At Least 7,000 at E.A. Diddle Arena since Capacity Went to 7,326

- 8,118 - 03/11/03 - W, 64-52 vs. Middle Tennessee - SBC Tournament
- 7,718 - 02/21/08 - L, 69-64 vs. South Alabama

- 7,598 - 12/20/14 - L, 76-67 vs. #4 Louisville
- 7,523 - 12/30/13 - L, 79-74 vs. Ole Miss
- 7,412 - 03/01/03 - W, 89-75 vs. Middle Tennessee
- 7,336 - 11/26/05 - L, 69-65 vs. Georgia
- 7,328 - 11/29/03 - L, 81-75 vs. Mississippi State
- 7,326 - 01/26/06 - W, 94-81 vs. Louisiana-Lafayette
- 7,326 - 02/18/06 - W, 79-58 vs. Northern Arizona
- 7,326 - 02/25/06 - W, 80-65 vs. FIU
- 7,326 - 12/22/10 - L, 114-82 vs. #25 Louisville
- 7,326 - 02/25/12 - W, 73-67 vs. Middle Tennessee
- 7,326 - 03/02/13 - L, 70-62 vs. Middle Tennessee
- 7,119 - 02/28/15 - W, 77-61 vs. FIU
- 7,117 - 02/21/09 - W, 79-66 vs. FIU
- 7,089 - 12/09/06 - L, 75-70 vs. Southern Illinois
- 7,086 - 12/02/08 - W, 67-63 vs. Georgia

CONFERENCE STARTS OF AT LEAST 5-0

WKU has started at least 5-0 in conference play 12 times, including 2014-15, and just three times since 1970. WKU began the 2014-15 Conference USA season 7-0 before losing at LA Tech on Jan. 29, its best conference start since 1969-70.

Best Starts to Conference Play

- 14-0 - 1969-70 Ohio Valley Conference*
- 14-0 - 1965-66 Ohio Valley Conference*
- 11-0 - 1966-67 Ohio Valley Conference
- 8-0 - 1949-50 Ohio Valley Conference*
- 8-0 - 1951-52 Ohio Valley Conference
- 7-0 - 1956-57 Ohio Valley Conference
- 7-0 - 1960-61 Ohio Valley Conference
- 7-0 - 2014-15 Conference USA**
- 6-0 - 1953-54 Ohio Valley Conference
- 5-0 - 1952-53 Ohio Valley Conference
- 5-0 - 1979-80 Ohio Valley Conference
- 5-0 - 1992-93 Sun Belt Conference

(*) finished undefeated

HILLTOPPER IMG SPORTS NETWORK

The Hilltoppers can be heard on the radio on 13 different stations throughout the Commonwealth of Kentucky, which reaches over 1.5 million potential listeners.

- WKLX-FM (100.7) Bowling Green*
- WTCO-AM (1450) Campbellsville
- WTHX-FM (106.1) Elizabethtown
- WIEL-AM (1400) Elizabethtown
- WFKN-AM (1220) Franklin
- WCDS-AM (1230) Glasgow
- WXAM-AM (1430) Hodgenville
- WHOP-FM (95.3) Hopkinsville
- WHOP-AM (1230) Hopkinsville
- WXVW-AM (1450) Louisville
- WTTL-AM (1310) Madisonville
- WPKY-AM (1580) Princeton
- WTLO-AM (1480) Somerset

(*) denotes originating station

MISCELLANEOUS STATS

10+ POINT GAMES

	2015-16	CAREER
Justin Johnson	27	30
Ben Lawson	6	10
Anton Waters	3	3

20+ POINT GAMES

Justin Johnson	7	7
----------------	---	---

10+ REBOUND GAMES

Justin Johnson	10	10
Ben Lawson	3	3

DOUBLE-DOUBLES

Justin Johnson	10	10
----------------	----	----

GAMES LED WKU IN SCORING

Justin Johnson	13	14
----------------	----	----

GAMES LED WKU IN REBOUNDING

Justin Johnson	21	24
Ben Lawson	4	6
Anton Waters	2	2

GAMES LED WKU IN ASSISTS

Justin Johnson	2	3
Ben Lawson	0	1

GAMES LED WKU IN BLOCKED SHOTS

Ben Lawson	25	49
Justin Johnson	7	12
Anton Waters	5	5

GAMES LED WKU IN STEALS

Justin Johnson	8	11
Ben Lawson	4	8
Anton Waters	1	1

WKU BY SITUATION

CATEGORY	2013-14	2014-15	2015-16	2016-17	ALL
All games	20-12	20-12	18-16	0-0	58-40
Conference games	12-6	12-6	8-10	0-0	32-22
Nonconference games	8-6	8-6	10-6	0-0	26-18
Home	13-4	13-3	12-4	0-0	38-11
Away	7-7	5-8	3-9	0-0	15-24
Neutral site	0-1	2-1	3-3	0-0	5-5
Televised games	16-10	17-10	13-14	0-0	46-34
vs. Ranked opponents	0-2	1-1	0-2	0-0	1-5
vs. Unranked opponents	20-10	19-11	18-14	0-0	57-35
Winning the tip	8-3	8-6	12-7	0-0	28-16
Losing the tip	12-9	12-6	6-9	0-0	30-24
Scoring first	12-4	10-8	15-10	0-0	37-22
Opponent scores first	8-8	10-4	3-6	0-0	21-18
Leading at halftime	15-2	14-2	14-5	0-0	43-9
Trailing at halftime	4-10	3-9	4-10	0-0	11-29
Tied at halftime	1-0	3-1	0-1	0-0	4-2
Leading with 5:00 to play	14-2	15-2	17-6	0-0	46-10
Trailing with 5:00 to play	6-10	2-10	1-10	0-0	9-30
Tied with 5:00 to play	0-0	3-0	0-0	0-0	3-0
In overtime	1-1	3-0	2-3	0-0	6-4
Games decided by ≤3 pts.	6-1	3-3	2-5	0-0	11-9
Games decided by 4-10 pts.	10-6	10-5	9-6	0-0	29-17
Games decided by 11+ pts.	4-5	7-4	7-5	0-0	18-14
Shooting 50% or higher	4-1	2-1	10-1	0-0	16-3
Shooting 40-49%	13-2	15-6	7-11	0-0	35-19
Shooting less than 40%	3-9	3-5	1-4	0-0	7-18
Opp. shooting 50% or higher	2-3	0-3	2-9	0-0	4-15
Opp. shooting 40-49%	12-7	10-7	9-6	0-0	31-20
Opp. shooting less than 40%	6-2	10-2	7-1	0-0	23-5
Make more 3FG than opp.	11-9	14-4	4-4	0-0	29-17
Make fewer 3FG than opp.	7-3	4-4	8-12	0-0	19-19
3FG made are even	2-0	2-4	6-0	0-0	10-4
Attempt more FT than opp.	14-3	14-2	13-11	0-0	62-22
Attempt fewer FT than opp.	6-8	4-9	5-5	0-0	23-36
FT attempts are even	0-1	2-1	0-0	0-0	4-5
More rebounds than opp.	16-6	14-5	16-11	0-0	41-22
Fewer rebounds than opp.	2-5	5-7	2-5	0-0	9-17
Rebounds are even	2-1	1-0	0-0	0-0	3-1
More assists than opp.	11-4	18-3	13-1	0-0	42-8
Fewer assists than opp.	7-6	2-9	3-14	0-0	12-29
Assists are even	2-2	0-0	2-1	0-0	4-3
Commit more TOs than opp.	7-9	6-9	14-12	0-0	27-30
Commit fewer TOs than opp.	12-2	11-3	3-2	0-0	26-7
Turnovers are even	1-1	3-0	1-2	0-0	5-3
Scoring 100+ points	1-0	1-0	0-0	0-0	2-0
Scoring 90-99 points	0-0	0-0	3-1	0-0	3-1
Scoring 80-89 points	2-1	6-2	7-2	0-0	15-5
Scoring 70-79 points	7-3	8-0	5-7	0-0	20-10
Scoring 60-69 points	7-4	4-6	2-4	0-0	13-14
Scoring fewer than 60 points	3-4	1-4	1-2	0-0	5-10
Allowing 100+ points	0-0	0-0	0-0	0-0	0-0
Allowing 90-99 points	0-0	0-1	1-5	0-0	1-6
Allowing 80-89 points	0-2	2-1	2-5	0-0	4-8
Allowing 70-79 points	6-8	3-6	8-3	0-0	17-17
Allowing 60-69 points	7-2	9-3	6-2	0-0	22-7
Allowing fewer than 60 pts.	7-0	6-1	1-1	0-0	14-2
Following a win	11-9	13-7	6-12	0-0	30-28
Following a loss	9-3	7-5	12-4	0-0	28-12
More bench points than opp.	14-10	10-3	15-12	0-0	39-25
Fewer bench pts. than opp.	6-2	10-9	3-4	0-0	19-15
Bench points are even	0-0	0-0	0-0	0-0	0-0
in November	4-2	2-3	3-3	0-0	9-8
in December	4-3	5-2	5-2	0-0	14-7
in January	6-2	8-1	3-6	0-0	17-9
in February	5-2	3-4	3-4	0-0	11-10
in March	1-3	2-2	4-1	0-0	7-6
on Monday	0-3	1-0	1-1	0-0	2-4
on Tuesday	0-2	0-2	3-0	0-0	3-4
on Wednesday	1-0	3-0	2-2	0-0	6-2
on Thursday	7-2	7-3	5-4	0-0	19-9
on Friday	0-0	0-0	0-1	0-0	0-1
on Saturday	12-5	8-6	6-7	0-0	26-18
on Sunday	0-0	1-1	1-1	0-0	2-2

THE LAST TIME IT HAPPENED

A WKU TEAM:

Was ranked	2007-08
Final Associated Press Poll (No. 22)	
Received votes in a national poll	11/13/09
Associated Press Preseason Top 25	
Played a ranked team	12/19/15
(L) 79-56 at #16 Louisville	
Beat a ranked team	01/10/15
(W) 72-65 vs. #25 Old Dominion	
Won 10+ straight	01/10/08 - 02/16/08 (11)
Won 15+ straight	01/03/02 - 03/05/02 (15)
Won 20+ straight	12/03/66 - 02/20/67 (21)
Lost 5+ straight	12/31/11 - 01/15/12 (5)
Scored 100 pts	12/29/14
(W) 104-62 vs. Alice Lloyd (Ky.) College	
Scored 100 pts on the road	02/22/01
(W) 100-60 at Arkansas State	
Scored 100 pts and lost	01/29/04
(L) 110-102 vs. Louisiana-Lafayette	
Allowed 100 pts	12/22/10
(L) 114-82 vs. #25 Louisville	
Allowed 100 pts at home	12/22/10
(L) 114-82 vs. #25 Louisville	
Allowed 100 pts and won	12/03/73
(W) 102-100 at Arkansas	
Scored fewer than 50 pts	11/12/13
(L) 66-49 at #16 Wichita State	
Allowed fewer than 50 pts	12/27/14
(W) 89-42 vs. Brescia (Ky.)	
Back-to-back 20-point wins	2010
11/12/10 • (W) 98-70 at Saint Joseph's	
11/15/10 • (W) 83-61 vs. Alabama A&M	
30-point win	12/28/13
(W) 103-65 vs. Brescia (Ky.)	
Back-to-back 30-point wins	2001
12/15/01 • (W) 103-40 vs. West Alabama	
12/19/01 • (W) 95-61 vs. Creighton	
40-point win	12/29/14
(W) 104-62 vs. Alice Lloyd (Ky.) College	
Back-to-back 40-point wins	2014
12/27/14 • (W) 89-42 vs. Brescia (Ky.)	
12/29/14 • (W) 104-62 vs. Alice Lloyd (Ky.) College	
50-point win	01/03/04
(W) 107-52 vs. Kentucky State	
60-point win	12/15/01
(W) 103-40 vs. West Alabama	
30-point loss	12/05/15
(L) 95-64 at #12/18 Xavier	
Played in OT game	03/05/16
(W) 96-90 (OT) vs. LA Tech	
Played in a 2OT game	01/18/14
(W) 82-77 (2OT) vs. Arkansas State	
Played in a 3OT game	01/19/84
(L) 76-74 (3OT) vs. Jacksonville	
Played in back-to-back OT games	2016
02/06/16 • (L) 93-89 (OT) at UTEP	
02/13/16 • (L) 96-93 (OT) vs. Marshall	
Won on "last second" shot	02/08/14
(W) 79-78 at UALR	
Trency Jackson hit a 28-footer with 0:00.0 left in regulation	
Lost on "last second" shot	03/21/09
(L) 83-81 in NCAA Tournament vs. #10 Gonzaga	
Demetri Goodson hit 6-footer at 0:00.9	
Had 5 players in double figures	03/10/16
(W) 88-77 vs. UAB	
Had 6 players in double figures	01/29/05
(W) 77-75 at New Mexico State	
Had 7 players in double figures	11/24/01
(W) 101-77 vs. Murray State	
Had 8 players in double figures	12/08/93
(W) 129-91 vs. North Florida	
Had 2 double-figure rebounders	02/06/16
Fredrick Edmond (14) and Justin Johnson (12) at UTEP	

Had two 20-point scorers	02/06/16
Fredrick Edmond (24) and Aaron Cosby (22) at UTEP	
Had three 20-point scorers	11/13/07
(W) 88-67 vs. Kentucky Wesleyan	
Had 10+ 3FGs	03/11/16
10-of-24 3FG vs. Old Dominion	
Held opponent under 35.0% shooting	11/24/15
30.7% (23-for-75) vs. Central Michigan	
Committed fewer than 10 TOs	03/11/16
4 vs. Old Dominion	
Committed fewer than 5 TOs	03/11/16
4 vs. Old Dominion	
Committed 25+ TOs	11/18/14
25 at Minnesota	
Forced 25+ TOs	11/10/12
26 at Southern Miss	
Shot 60% from the field	11/12/10
60.9% at St. Joseph's	
Shot 70% from the field	02/24/84
71.1% vs. UAB	
Shot 90% from FT line (min. 10)	01/23/16
93.3% (14-of-15) at Charlotte	

A WKU INDIVIDUAL:

Scored 25 pts	03/05/16
Aaron Cosby (34) vs. LA Tech	
Scored 30 pts	03/05/16
Aaron Cosby (34) vs. LA Tech	
Scored 40 pts	01/29/04
Anthony Winchester (40) vs. Louisiana-Lafayette	
Scored 50 pts	01/30/65
Clem Haskins (55) vs. Middle Tennessee	
Had 15 rebounds	11/14/15
Justin Johnson (15) vs. Campbellsville (Ky.)	
Had 20 rebounds	11/25/00
Chris Marcus (21) vs. Tennessee State	
Had 25 rebounds	03/07/72
Granville Bunton (27) at Morehead State	
Had 20 pts and 10 rebs	02/06/16
Fredrick Edmond (24 pts, 14 rebs) and Justin Johnson (15 pts, 12 rebs) at UTEP	
Had 10 assists	02/24/11
Jamal Crook (10) vs. FIU	
Had 5 blocks	01/09/16
Ben Lawson (5) vs. Florida Atlantic	
Had 5 steals	12/28/15
Marlon Hunter (6) vs. Brescia (Ky.)	
Had a double-double	03/10/16
Justin Johnson (14 pts, 15 rebs) vs. UAB	
Two players had a double-double	02/06/16
Fredrick Edmond (24 pts, 14 rebs) and Justin Johnson (15 pts, 12 rebs) at UTEP	
Had a triple-double	01/01/09
Orlando Mendez-Valdez (18 pts, 12 asts, 10 rebs) vs. Troy	

AN OPPOSING INDIVIDUAL:

Scored 30 pts	03/13/16
Trey Freeman, Old Dominion (42)	
Scored 40 pts	03/13/16
Trey Freeman, Old Dominion (42)	
Had 15 rebounds	11/21/15
Jameel Warney, Stony Brook (16)	
Had 20 rebounds	12/07/03
Cuthbert Victor, Murray State (20)	
Had 20 pts and 10 rebs	02/06/16
Lee Moore, UTEP (23 pts, 11 rebs)	
Had 10 assists	02/13/16
Jon Elmore, Marshall (10)	
Had a double-double	03/11/16
Brandan Stith, Old Dominion (14 pts, 13 rebs)	



HEAD COACH RICK STANSBURY

CAREER RECORD: 293-166 (15TH SEASON)

RECORD AT WKU: FIRST SEASON

With 293 career wins and 11 postseason trips as a head coach to his credit, Rick Stansbury is the 15th head men's basketball coach at Western Kentucky University.

Stansbury, a Battletown, Ky., native and Campbellsville University Class of 2003 Hall of Famer, came to The Hill following two years at 2015-16 Southeastern Conference regular season champion Texas A&M, which included a run to the 2016 NCAA Sweet 16. In his 30 seasons as a head coach or an assistant coach, Stansbury's teams have gone to the postseason 18 times, with Top 5 seeds in the NCAA Tournament in 2016 (3), 2004 (2), 2003 (5), 2002 (3), 1996 (5) and 1995 (5) and in the NIT in 2012 (4), 2010 (1), and 2007 (1).

The veteran head coach made his name over a 22-year run at Mississippi State, including the final 14 as head coach (1999-2012), where he compiled a career record of 293-166 (.638), led the Bulldogs to the postseason 11 times – with six NCAA appearances – and became Mississippi State's all-time wins leader in the process.

In his two seasons in College Station, working for head coach Billy Kennedy, Stansbury helped the Aggie coaching staff sign a consensus top-10 recruiting class, a class regarded as one of the best in school history, in 2015. This past season, with Stansbury serving as associate head coach, the Aggies set a school record for wins with 28 after a 21-12 campaign and third place SEC finish in his first season. Texas A&M's run to the Sweet 16 was the deepest the Aggies have advanced in the tournament in program history.

During Stansbury's final 10 years leading Mississippi State, only Kentucky won more SEC championships than his eight, and over his entire 14-year run at the helm, only Kentucky and Florida won more games. His 293 career victories are the 10th-most in SEC history. The Bulldogs won the SEC tournament in 2002 and 2009, the overall SEC championship in 2004 and dominated the league's Western Division during Stansbury's tenure, winning the side in 2003, 2004, 2007, 2008 and 2010.

His teams were also postseason regulars, appearing in the NCAA Tournament or NIT 11 of his 14 seasons as MSU's head coach including trips to the NCAA Tournament in four consecutive seasons (2002-2005) and consecutive appearances in 2008 and 2009 with NIT trips in 1999, 2001, 2007, 2010 and 2012. Including his time as an assistant, Mississippi State went to the postseason 15 times in 22 seasons.

Seven Bulldogs earned All-America honors, 23 were named All-SEC (11 first teamers), and he posted 20 or more wins in 10 seasons during his 14-year run as head coach. Prior to Stansbury taking over as head coach, MSU had just seven postseason tournament appearances and won at least 20 games just seven times in the school's previous 86 years of basketball competition.

Stansbury is, in every essence of the word, a winner.

THE STANSBURY FILE

PERSONAL

Born: Dec. 23, 1959

Hometown: Battletown, Ky.

Wife: Meo **Children:** Isaac, Noah, Luke

COACHING CAREER

1981-82: Campbellsville (student assistant)

1983-84: Cumberland (graduate assistant)

1985-90: Austin Peay (assistant coach)

1990-94: Mississippi State (assistant coach)

1994-98: Mississippi State (assoc. head coach)

1998-2012: Mississippi State (head coach)

2014-15: Texas A&M (assistant coach)

2015-16: Texas A&M (associate head coach)

2016-17: WKU (head coach)

Off the court, Stansbury's program graduated players at a rate never before seen at Mississippi State. Over his time as head coach, only Vanderbilt had a higher graduation rate in the SEC, and the Bulldogs were third in the SEC with 41 academic honorees in 14 years. Fans also came out in droves in Starkville to watch Stansbury's Bulldogs play. Of the Top 30 most attended games in MSU history, 26 came during Stansbury's run as head coach, including all of the Top 10. He was the only coach in MSU history to average more than 10,000 fans per game in SEC play (2003-04/10,209), and his Bulldogs played in front of an average of over 7,000 fans per night in six of his 14 seasons as head coach.

Stansbury also brings to The Hill a national reputation of success as evidenced by his 2004 SEC Associated Press Coach of the Year, finalist for National Coach of the Year, and District 17 NABC Coach of the Year awards. During the 2003-04 season, Stansbury's Bulldogs ranked as high as No. 4 in the AP poll and finished No. 8 that year, their third consecutive Top 25 finish in the final AP poll. As a recruiter, Stansbury is no stranger to sending players to the NBA ranks. Since 1996, Stansbury has nine lottery picks including the 5th overall pick in the 1999 Draft, Jonathan Bender (Toronto), the 10th overall pick in the 1996 Draft, Erick Dampier (Indiana), and Parade All-American and 2005's 40th overall pick, Monta Ellis (Golden State). Over a nine-year period in Starkville (2003-11), Stansbury signed five different top-20 recruiting classes. His 2005 class was rated the sixth-best nationally by Rivals.com while his final class in the spring of 2011 was No. 12 nationally by the outlet. The Class of 2015 at Texas A&M was rated No. 8 nationally by Rivals.com.

Before going to Starkville, Stansbury spent six seasons as an assistant at Austin Peay State University in Clarksville, Tenn. Working alongside the late Lake Kelly, APSU recorded three consecutive winning seasons including an Ohio Valley Conference tournament championship and NCAA Tournament second-round berth in 1986-87.

His 16-year career as an assistant prior to the MSU head coaching post began at his alma mater,

CAREER RECORD BY OPPONENT 2016-17 OPPONENTS IN BOLD

TEAM	W-L	PCT
AKRON	0-2	.000
ALABAMA	16-14	.533
ALABAMA A&M	4-0	1.000
UAB	2-0	1.000
ALABAMA STATE	3-0	1.000
APPALACHIAN STATE	1-0	1.000
ARIZONA	2-1	.667
ARKANSAS	16-14	.533
ARKANSAS-LITTLE ROCK	3-0	1.000
ARKANSAS-PINE BLUFF	2-0	1.000
ARKANSAS STATE	2-0	1.000
AUBURN	16-12	.571
BAYLOR	0-1	.000
BELMONT	1-0	1.000
BETHUNE-COOKMAN	1-0	1.000
BIRMINGHAM-SOUTHERN	1-0	1.000
BRADLEY	1-0	1.000
BUTLER	0-1	.000
CALIFORNIA	0-1	.000
CENTENARY	4-0	1.000
CHARLOTTE	2-1	.667
CHATTANOOGA	1-0	1.000
CINCINNATI	0-2	.000
CLEMSON	0-2	.000
COLORADO STATE	0-1	.000
DEPAUL	1-0	1.000
DETROIT	2-0	1.000
DUKE	0-1	.000
EAST TENNESSEE STATE	0-1	.000
EASTERN KENTUCKY	2-0	1.000
FAIRFIELD	1-0	1.000
FAIRLEIGH DICKINSON	1-0	1.000
FLORIDA	8-9	.471
FLORIDA A&M	2-0	1.000
FLORIDA ATLANTIC	1-1	.500
FLORIDA STATE	1-1	.500
GEORGE MASON	1-1	.500
GEORGIA	9-9	.500
GEORGIA STATE	2-0	1.000
HAWAII	0-1	.000
HOLY CROSS	1-0	1.000
HOUSTON	2-0	1.000
IDAHO	1-0	1.000
ILLINOIS-CHICAGO	1-0	1.000
JACKSON STATE	2-0	1.000
JACKSONVILLE	1-0	1.000
JACKSONVILLE STATE	4-0	1.000
KENTUCKY	4-13	.235
LAFAYETTE	1-0	1.000
LIBERTY	1-0	1.000
LOUISIANA-LAFAYETTE	3-2	.600
LOUISIANA-MONROE	4-0	1.000
LSU	18-13	.581
LOUISIANA TECH	3-0	1.000
LOYOLA MARYMOUNT	2-0	1.000
MASSACHUSETTS	0-1	.000
MCNEESE STATE	5-0	1.000
MEMPHIS	0-1	.000
MIAMI (FLA.)	1-1	.500
MIAMI-OHIO	0-1	.000
MISSISSIPPI VALLEY STATE	3-0	1.000
MISSOURI	1-1	.500
MISSOURI-KANSAS CITY	1-0	1.000
MONMOUTH	1-0	1.000
MONTANA STATE	1-1	.500
MURRAY STATE	1-0	1.000
NEW ORLEANS	4-0	1.000
NICHOLLS STATE	5-0	1.000
NORTHWESTERN	1-0	1.000
NORTHWESTERN STATE	2-1	.667
NORTH ALABAMA	1-0	1.000
NORTH CAROLINA	0-1	.000
NORTH CAROLINA A&T	1-0	1.000
NORTH TEXAS	1-0	1.000
OKLAHOMA	1-0	1.000
OLE MISS	21-8	.724

CAREER RECORD BY OPPONENT

2016-17 OPPONENTS IN BOLD>

TEAM	W-L	PCT
OLD DOMINION	1-0	1.000
OREGON	1-0	1.000
PITTSBURGH	1-0	1.000
RICHMOND	2-2	.500
RIDER	0-1	.000
RUTGERS	0-1	.000
SAINT MARY'S (CALIF.)	1-1	.500
SAM HOUSTON STATE	1-0	1.000
SAN DIEGO	2-1	.667
SANTA CLARA	2-0	1.000
SOUTH ALABAMA	7-1	.875
SOUTH CAROLINA	12-5	.706
SOUTH CAROLINA STATE	1-0	1.000
SOUTHEASTERN LOUISIANA	5-1	.833
SOUTHERN ILLINOIS	0-1	.000
SOUTHERN MISSISSIPPI	1-0	1.000
STANFORD	1-1	.500
ST. BONAVENTURE	2-0	1.000
SYRACUSE	0-1	.000
TENNESSEE	7-9	.438
TENNESSEE-MARTIN	4-0	1.000
TENNESSEE STATE	1-0	1.000
TEXAS	0-2	.000
TEXAS A&M	1-0	1.000
TEXAS A&M-CORPUS CHRISTI	2-0	1.000
TEXAS-PAN AMERICAN	1-0	1.000
TEXAS TECH	0-1	.000
TROY	3-0	1.000
TULANE	3-0	1.000
TULSA	0-1	.000
UC IRVINE	1-0	1.000
UCLA	1-0	1.000
UTAH STATE	1-0	1.000
VALPARAISO	0-1	.000
VANDERBILT	11-8	.579
VIRGINIA TECH	1-1	.500
WASHINGTON	0-1	.000
WASHINGTON STATE	0-2	.000
WEST VIRGINIA	1-1	.500
WESTERN KENTUCKY	3-1	.750
WINTHROP	0-1	.000
WRIGHT STATE	1-0	1.000
XAVIER	3-1	.750
TOTALS	293-166	.638

Campbellsville, during the 1981-82 season as he worked toward earning a double major in business and physical education. He then moved on to work for Randy Vernon at Cumberland in Williamsburg where he earned his master's in Business Education. In 1983-84, the team went 31-5 and earned a second-round appearance in the NAIA Tournament. In October 1999, Stansbury was honored by the Campbellsville Alumni Association as a proud recipient of the school's Distinguished Alumni Award.

Stansbury's connection to The Hill goes back well before his hiring as head coach to his great uncle, Edgar B. Stansbury, a 1994 WKU Athletics Hall of Famer as a three-sport athlete (baseball, basketball, football), football assistant coach under W.L. "Gander" Terry, and Director of Athletics in 1946 after serving his country in World War II. The concourse inside E.A. Diddle Arena is named in E.B. Stansbury's honor.

STANSBURY'S NBA DRAFT PICKS

Erick Dampier* - 1996 - 10th (Indiana Pacers)
Dontae' Jones* - 1996 - 21st (New York Knicks)
Tyrone Washington - 1999 - 44th (Rockets)
Mario Austin - 2003 - 36th (Chicago Bulls)
Derrick Zimmerman - 2003 - 40th (Golden State)
Lawrence Roberts - 2005 - 55th (SuperSonics)
Jarvis Varnado - 2010 - 41st (Miami Heat)
Arnett Moultrie - 2012 - 27th (Miami Heat)

* As Mississippi State assistant

Stansbury is married to the former Meo Mellen of Roanoke, Va. The couple has three sons, Isaac, Noah and Luke.



HEAD COACHING RECORD

1998-99: Mississippi State.....	20-13^
1999-00: Mississippi State.....	14-16
2000-01: Mississippi State.....	18-13^
2001-02: Mississippi State.....	27-8*#
2002-03: Mississippi State.....	21-10*%
2003-04: Mississippi State.....	26-4*%
2004-05: Mississippi State.....	23-11*
2005-06: Mississippi State.....	15-15
2006-07: Mississippi State.....	21-14^%
2007-08: Mississippi State.....	23-11*%
2008-09: Mississippi State.....	23-13*#
2009-10: Mississippi State.....	24-12^%
2010-11: Mississippi State.....	17-14
2011-12: Mississippi State.....	21-12^

14 SEASONS

293-166 (.638)

(*) NCAA Tournament appearance

(^) NIT appearance

(#) SEC Tournament champions

(%) SEC Western Conference champions

STANSBURY'S COACHING ACCOLADES

CHAMPIONSHIPS

- SEC WESTERN CONFERENCE CHAMPIONSHIPS (2003, 2004, 2007, 2008, 2010)
- SEC TOURNAMENT CHAMPIONS (2002, 2009)
- OVERALL SEC CHAMPION (2004)

POSTSEASON EXPERIENCE AS HEAD COACH

- NCAA (2002, 2003, 2004, 2005, 2008, 2009)
- NIT (1999, 2001, 2007, 2010, 2012)

AS ASSISTANT

- NCAA (1987, 1991, 1995 - SWEET 16, 1996 - FINAL FOUR, 2016 - SWEET 16)
- NIT (1990, 1994)

AWARDS

- SEC COACH OF THE YEAR (2004)
- DISTRICT 17 NABC COACH OF THE YEAR (2004)



#1 TOBIAS HOWARD

FRESHMAN | GUARD | 6-2 | 185 | HS
LITHONIA, GA. (DME ACADEMY)

Opp. GS Min FG A Pct 3FG A Pct FT A Pct O D T PF FO A TO B S Pts

ALABAMA STATE

JACKSONVILLE ST.

at Belmont

NC A&T

vs. Washington

vs. TCU/UNLV

at Eastern Ky.

at Missouri

at Indiana State

at Saint Mary's

at Detroit

OHIO

AUSTIN PEAY

at Fla. Atlantic

at FIU

CHARLOTTE

OLD DOMINION

at UAB

at Middle Tenn.

at Marshall

UTEP

UTSA

at LA Tech

at Southern Miss

MARSHALL

MIDDLE TENN.

UAB

at Charlotte

at Old Dominion

NORTH TEXAS

RICE

SEASON/CAREER HIGHS AT WKU

POINTS

Season	0
Career	0

REBOUNDS

Season	0
Career	0

FIELD GOALS

Season	0
Career	0

FIELD GOALS ATTEMPTED

Season	0
Career	0

THREE-POINT FIELD GOALS

Season	0
Career	0

THREE-POINT FIELD GOALS ATTEMPTED

Season	0
Career	0

FREE THROWS

Season	0
Career	0

FREE THROWS ATTEMPTED

Season	0
Career	0

ASSISTS

Season	0
Career	0

BLOCKED SHOTS

Season	0
Career	0

STEALS

Season	0
Career	0

MINUTES PLAYED

Season	0
Career	0

QUICK-HITTERS

- Played fifth prep year at DME Academy in Daytona Beach, Fla., during the 2015-16 season
- Averaged 14.6 points, 4.9 rebounds and 2.8 assists per game for DME Academy, shooting 57.9 percent from 3-point range and 89.4 percent from the free-throw line

CAREER STATISTICS

Year	GP	GS	Min	Avg	FG	FGA	Pct	3FG	FGA	Pct	FT	FTA	Pct	Off	Def	Tot	Avg	PF	FO	Ast	TO	Blk	Stl	Pts	Avg
2016-17																									
TOTAL																									



#3 DAMARI PARRIS
FRESHMAN | GUARD | 6-0 | 160 | HS
BOWIE, MD. (EVELYN MACK ACADEMY)

Opp.	GS	Min	FG	A	Pct	3FG	A	Pct	FT	A	Pct	O	D	T	PF	FO	A	TO	B	S	Pts
ALABAMA STATE																					
JACKSONVILLE ST.																					
at Belmont																					
NC A&T																					
vs. Washington																					
vs. TCU/UNLV																					
at Eastern Ky.																					
at Missouri																					
at Indiana State																					
at Saint Mary's																					
at Detroit																					
OHIO																					
AUSTIN PEAY																					
at Fla. Atlantic																					
at FIU																					
CHARLOTTE																					
OLD DOMINION																					
at UAB																					
at Middle Tenn.																					
at Marshall																					
UTEP																					
UTSA																					
at LA Tech																					
at Southern Miss																					
MARSHALL																					
MIDDLE TENN.																					
UAB																					
at Charlotte																					
at Old Dominion																					
NORTH TEXAS																					
RICE																					

SEASON/CAREER HIGHS AT WKU

POINTS	
Season	0
Career	0
REBOUNDS	
Season	0
Career	0
FIELD GOALS	
Season	0
Career	0
FIELD GOALS ATTEMPTED	
Season	0
Career	0
THREE-POINT FIELD GOALS	
Season	0
Career	0
THREE-POINT FIELD GOALS ATTEMPTED	
Season	0
Career	0
FREE THROWS	
Season	0
Career	0
FREE THROWS ATTEMPTED	
Season	0
Career	0
ASSISTS	
Season	0
Career	0
BLOCKED SHOTS	
Season	0
Career	0
STEALS	
Season	0
Career	0
MINUTES PLAYED	
Season	0
Career	0

QUICK-HITTERS

- Averaged 25 points and six assists as a senior at Evelyn Mack Academy in Charlotte, N.C.
- Scored 38 points against Oak Hill Academy, 34 points against Hargrave Military Academy, 34 points against 22ft Academy and 26 points against Huntington Prep Academy

CAREER STATISTICS

Year	GP	GS	Min	Avg	FG	FGA	Pct	3FG	FGA	Pct	FT	FTA	Pct	Off	Def	Tot	Avg	PF	FO	Ast	TO	Blk	Stl	Pts	Avg
2016-17																									
TOTAL																									



#5 JUNIOR LOMOMBA

RS-SENIOR | GUARD | 6-5 | 205 | TR
MONTREAL, QUEBEC, CANADA (PROVIDENCE)

Opp. GS Min FG A Pct 3FG A Pct FT A Pct O D T PF FO A TO B S Pts

ALABAMA STATE

JACKSONVILLE ST.

at Belmont

NC A&T

vs. Washington

vs. TCU/UNLV

at Eastern Ky.

at Missouri

at Indiana State

at Saint Mary's

at Detroit

OHIO

AUSTIN PEAY

at Fla. Atlantic

at FIU

CHARLOTTE

OLD DOMINION

at UAB

at Middle Tenn.

at Marshall

UTEP

UTSA

at LA Tech

at Southern Miss

MARSHALL

MIDDLE TENN.

UAB

at Charlotte

at Old Dominion

NORTH TEXAS

RICE

SEASON/CAREER HIGHS AT WKU

POINTS

Season	0
Career	0

REBOUNDS

Season	0
Career	0

FIELD GOALS

Season	0
Career	0

FIELD GOALS ATTEMPTED

Season	0
Career	0

THREE-POINT FIELD GOALS

Season	0
Career	0

THREE-POINT FIELD GOALS ATTEMPTED

Season	0
Career	0

FREE THROWS

Season	0
Career	0

FREE THROWS ATTEMPTED

Season	0
Career	0

ASSISTS

Season	0
Career	0

BLOCKED SHOTS

Season	0
Career	0

STEALS

Season	0
Career	0

MINUTES PLAYED

Season	0
Career	0

QUICK-HITTERS

- Reached NCAA Tournament last two seasons with Providence, starting 34 games in 2015-16
- Graduated in 2016 and is enrolled in graduate school at WKU studying intercollegiate athletic administration
- Won two state titles as a prep player at Madison (Wis.) Memorial High School
- Originally from Montreal, Quebec, Canada, and speaks French

CAREER STATISTICS

Year	GP	GS	Min	Avg	FG	FGA	Pct	3FG	FGA	Pct	FT	FTA	Pct	Off	Def	Tot	Avg	PF	FO	Ast	TO	Blk	Stl	Pts	Avg	
CLEVELAND STATE																										
2012-13	25	3	462	18.5	39	121	.322	12	33	.364	55	80	.688	23	35	58	2.3	43	1	31	40	1	20	145	5.8	
PROVIDENCE																										
2013-14	Sat out per NCAA transfer rules																									
2014-15	31	13	344	11.1	15	46	.326	2	11	.182	21	32	.656	11	26	37	1.2	27	0	13	13	1	8	53	1.7	
2015-16	35	34	855	24.4	63	156	.404	15	47	.319	43	64	.672	28	60	88	2.5	63	0	68	44	1	13	184	5.3	
WKU																										
2016-17																										
TOTAL	91	50	1,661	18.3	117	323	.362	29	91	.319	119	176	.676	62	121	183	2.0	133	1	112	97	3	41	382	4.2	



#12 PANCAKE THOMAS

RS- SENIOR | GUARD | 6-4 | 195 | TR
BATON ROUGE, LA. (HARTFORD)

Opp.	GS	Min	FG	A	Pct	3FG	A	Pct	FT	A	Pct	O	D	T	PF	FO	A	TO	B	S	Pts
ALABAMA STATE																					
JACKSONVILLE ST.																					
at Belmont																					
NC A&T																					
vs. Washington																					
vs. TCU/UNLV																					
at Eastern Ky.																					
at Missouri																					
at Indiana State																					
at Saint Mary's																					
at Detroit																					
OHIO																					
AUSTIN PEAY																					
at Fla. Atlantic																					
at FIU																					
CHARLOTTE																					
OLD DOMINION																					
at UAB																					
at Middle Tenn.																					
at Marshall																					
UTEP																					
UTSA																					
at LA Tech																					
at Southern Miss																					
MARSHALL																					
MIDDLE TENN.																					
UAB																					
at Charlotte																					
at Old Dominion																					
NORTH TEXAS																					
RICE																					

SEASON/CAREER HIGHS AT WKU

POINTS	
Season	0
Career	0
REBOUNDS	
Season	0
Career	0
FIELD GOALS	
Season	0
Career	0
FIELD GOALS ATTEMPTED	
Season	0
Career	0
THREE-POINT FIELD GOALS	
Season	0
Career	0
THREE-POINT FIELD GOALS ATTEMPTED	
Season	0
Career	0
FREE THROWS	
Season	0
Career	0
FREE THROWS ATTEMPTED	
Season	0
Career	0
ASSISTS	
Season	0
Career	0
BLOCKED SHOTS	
Season	0
Career	0
STEALS	
Season	0
Career	0
MINUTES PLAYED	
Season	0
Career	0

QUICK-HITTERS

- Graduated in 2016 and is enrolled in graduate school at WKU studying intercollegiate athletic administration
- Averaged 18.9 points, 6.4 rebounds, and 2.8 assists last season at Hartford
- Only player in the America East to finish in the league's top 10 in points, rebounds, assists and steals last season
- Reached NCAA Tournament in first two seasons at New Mexico
- Won Louisiana state title as senior at Scotlandville Magnet School in Baton Rouge, La.
- Real first name is "Cleveland" and was nicknamed "Pancake" as a child by his grandmother

CAREER STATISTICS

Year	GP	GS	Min	Avg	FG	FGA	Pct	3FG	FGA	Pct	FT	FTA	Pct	Off	Def	Tot	Avg	PF	FO	Ast	TO	Blk	Stl	Pts	Avg
NEW MEXICO																									
2012-13	34	2	217	6.4	12	31	.387	0	3	.000	14	18	.778	8	20	28	0.8	23	0	17	11	0	4	38	1.1
2013-14	33	10	513	15.5	39	115	.339	21	59	.356	34	39	.872	28	52	80	2.4	30	0	25	18	1	8	133	4.0
HARTFORD																									
2014-15	Sat out per NCAA transfer rules																								
2015-16	30	28	1,038	34.6	178	407	.437	81	190	.426	129	156	.827	30	163	193	6.4	72	0	84	53	6	36	566	18.9
WKU																									
2016-17																									
TOTAL	97	40	1,768	18.2	229	553	.414	102	252	.405	177	213	.831	66	235	301	3.1	125	0	126	82	7	48	737	7.6



#14 BEN LAWSON

SENIOR | FORWARD | 7-1 | 235 | 3L
HITCHIN, ENGLAND (OAKLANDS COLLEGE)

Opp. GS Min FG A Pct 3FG A Pct FT A Pct O D T PF FO A TO B S Pts

ALABAMA STATE

JACKSONVILLE ST.

at Belmont

NC A&T

vs. Washington

vs. TCU/UNLV

at Eastern Ky.

at Missouri

at Indiana State

at Saint Mary's

at Detroit

OHIO

AUSTIN PEAY

at Fla. Atlantic

at FIU

CHARLOTTE

OLD DOMINION

at UAB

at Middle Tenn.

at Marshall

UTEP

UTSA

at LA Tech

at Southern Miss

MARSHALL

MIDDLE TENN.

UAB

at Charlotte

at Old Dominion

NORTH TEXAS

RICE

SEASON/CAREER HIGHS AT WKU

POINTS

Season 0
Career 14, vs. UAB, 01/28/16

REBOUNDS

Season 0
Career 12, 2x, last vs. Alabama A&M, 12/16/15

FIELD GOALS

Season 0
Career 5, 2x, last vs. Camp. (Ky.), 11/14/15

FIELD GOALS ATTEMPTED

Season 0
Career 11, vs. Florida Atlantic, 01/09/16

THREE-POINT FIELD GOALS

Season 0
Career 1, at Marshall, 01/03/16

THREE-POINT FIELD GOALS ATTEMPTED

Season 0
Career 1, 3x, last at Marshall, 01/03/16

FREE THROWS

Season 0
Career 6, vs. UAB, 01/28/16

FREE THROWS ATTEMPTED

Season 0
Career 7, vs. Florida Atlantic, 01/09/16

ASSISTS

Season 0
Career 3, 2x, last vs. Brescia (Ky.), 12/27/14

BLOCKED SHOTS

Season 0
Career 6, 2x, last vs. Brescia (Ky.), 12/28/15

STEALS

Season 0
Career 3, vs. Marshall, 03/11/15

MINUTES PLAYED


Season 0
Career 33, 2x, last vs. Florida Atlantic, 01/09/16

QUICK-HITTERS

- Blocked 66 shots in 2015-16, the seventh-most in a season in WKU history, and ranked fifth in Conference USA with 1.9 blocks per game
- One of four Hilltoppers – along with Jeremy Evans, Elgrace Wilborn and Chris Marcus – with at least 50 blocks in multiple seasons
- Has played for Great Britain's National Team three times in the FIBA European Championships, most recently in 2015 in the U20 championships

CAREER STATISTICS

Year	GP	GS	Min	Avg	FG	FGA	Pct	3FG	FGA	Pct	FT	FTA	Pct	Off	Def	Tot	Avg	PF	FO	Ast	TO	Blk	Stl	Pts	Avg
2013-14	12	2	95	7.9	8	17	.471	0	2	.000	8	12	.667	6	12	18	1.5	16	1	2	6	9	1	24	2.0
2014-15	32	8	602	18.8	49	84	.583	0	0	.000	25	51	.490	35	68	103	3.2	71	0	21	27	53	14	123	3.8
2015-16	34	11	547	16.1	57	96	.594	1	1	1.000	56	73	.767	37	75	112	3.3	91	6	13	37	66	11	171	5.0
2016-17																									
TOTAL	78	21	1,149	14.7	114	197	.579	1	3	.333	89	136	.654	78	155	233	3.0	178	7	36	70	128	26	318	4.1



#15 TYLER MILLER

JUNIOR | GUARD | 6-4 | 185 | TR
LOUISVILLE, KY. (MARSHALLTOWN CC)

Opp.	GS	Min	FG	A	Pct	3FG	A	Pct	FT	A	Pct	O	D	T	PF	FO	A	TO	B	S	Pts
ALABAMA STATE																					
JACKSONVILLE ST.																					
at Belmont																					
NC A&T																					
vs. Washington																					
vs. TCU/UNLV																					
at Eastern Ky.																					
at Missouri																					
at Indiana State																					
at Saint Mary's																					
at Detroit																					
OHIO																					
AUSTIN PEAY																					
at Fla. Atlantic																					
at FIU																					
CHARLOTTE																					
OLD DOMINION																					
at UAB																					
at Middle Tenn.																					
at Marshall																					
UTEP																					
UTSA																					
at LA Tech																					
at Southern Miss																					
MARSHALL																					
MIDDLE TENN.																					
UAB																					
at Charlotte																					
at Old Dominion																					
NORTH TEXAS																					
RICE																					

SEASON/CAREER HIGHS AT WKU

POINTS	
Season	0
Career	0
REBOUNDS	
Season	0
Career	0
FIELD GOALS	
Season	0
Career	0
FIELD GOALS ATTEMPTED	
Season	0
Career	0
THREE-POINT FIELD GOALS	
Season	0
Career	0
THREE-POINT FIELD GOALS ATTEMPTED	
Season	0
Career	0
FREE THROWS	
Season	0
Career	0
FREE THROWS ATTEMPTED	
Season	0
Career	0
ASSISTS	
Season	0
Career	0
BLOCKED SHOTS	
Season	0
Career	0
STEALS	
Season	0
Career	0
MINUTES PLAYED	
Season	0
Career	0

QUICK-HITTERS

- Appeared in 59 games over two seasons at Marshalltown Community College, including 53 starts
- Averaged 8.5 points, 4.1 rebounds, 4.1 assists and 1.7 steals as a sophomore
- Named Defensive Player of the Year in his final prep season at 22ft Academy
- Previously played basketball, football and track at Louisville Male High School
- Mother played basketball at the University of Louisville.

CAREER STATISTICS

Year	GP	GS	Min	Avg	FG	FGA	Pct	3FG	FGA	Pct	FT	FTA	Pct	Off	Def	Tot	Avg	PF	FO	Ast	TO	Blk	Stl	Pts	Avg
MARSHALLTOWN COMMUNITY COLLEGE																									
2014-15	28	22	652	23.3	37	112	.330	1	9	.111	29	49	.592	18	45	63	2.3	50	1	49	36	14	27	104	3.7
2015-16	31	31	843	27.2	92	214	.430	8	31	.258	70	127	.551	32	95	127	4.1	62	0	126	76	6	54	262	8.5
WKU																									
2016-17																									
WKU TOTAL																									



#21 MARKO STAJKOVSKI
FRESHMAN | GUARD | 6-7 | 195 | HS
NOVI SAD, SERBIA (E-GIMNAZIJA NOVI SAD)

Opp.	GS	Min	FG	A	Pct	3FG	A	Pct	FT	A	Pct	O	D	T	PF	FO	A	TO	B	S	Pts
ALABAMA STATE																					
JACKSONVILLE ST.																					
at Belmont																					
NC A&T																					
vs. Washington																					
vs. TCU/UNLV																					
at Eastern Ky.																					
at Missouri																					
at Indiana State																					
at Saint Mary's																					
at Detroit																					
OHIO																					
AUSTIN PEAY																					
at Fla. Atlantic																					
at FIU																					
CHARLOTTE																					
OLD DOMINION																					
at UAB																					
at Middle Tenn.																					
at Marshall																					
UTEP																					
UTSA																					
at LA Tech																					
at Southern Miss																					
MARSHALL																					
MIDDLE TENN.																					
UAB																					
at Charlotte																					
at Old Dominion																					
NORTH TEXAS																					
RICE																					

SEASON/CAREER HIGHS AT WKU

POINTS	
Season	0
Career	0
REBOUNDS	
Season	0
Career	0
FIELD GOALS	
Season	0
Career	0
FIELD GOALS ATTEMPTED	
Season	0
Career	0
THREE-POINT FIELD GOALS	
Season	0
Career	0
THREE-POINT FIELD GOALS ATTEMPTED	
Season	0
Career	0
FREE THROWS	
Season	0
Career	0
FREE THROWS ATTEMPTED	
Season	0
Career	0
ASSISTS	
Season	0
Career	0
BLOCKED SHOTS	
Season	0
Career	0
STEALS	
Season	0
Career	0
MINUTES PLAYED	
Season	0
Career	0

QUICK-HITTERS

- Won Hungarian National Championship with Szolnoki Olaj while attending E-Gimnazija Novi Sad in Serbia
- Competed for Crvena Zvezda Junior Team in Belgrade, Serbia, winning the Euroleague Basketball International Junior Tournament

CAREER STATISTICS

Year	GP	GS	Min	Avg	FG	FGA	Pct	3FG	FGA	Pct	FT	FTA	Pct	Off	Def	Tot	Avg	PF	FO	Ast	TO	Blk	Stl	Pts	Avg
2016-17																									
TOTAL																									



#23 JUSTIN JOHNSON

JUNIOR | FORWARD | 6-7 | 240 | 2L
HAZARD, KY. (PERRY COUNTY CENTRAL HS)

Opp. GS Min FG A Pct 3FG A Pct FT A Pct O D T PF FO A TO B S Pts

ALABAMA STATE

JACKSONVILLE ST.

at Belmont

NC A&T

vs. Washington

vs. TCU/UNLV

at Eastern Ky.

at Missouri

at Indiana State

at Saint Mary's

at Detroit

OHIO

AUSTIN PEAY

at Fla. Atlantic

at FIU

CHARLOTTE

OLD DOMINION

at UAB

at Middle Tenn.

at Marshall

UTEP

UTSA

at LA Tech

at Southern Miss

MARSHALL

MIDDLE TENN.

UAB

at Charlotte

at Old Dominion

NORTH TEXAS

RICE

SEASON/CAREER HIGHS AT WKU

POINTS

Season 0
Career 25, vs. FIU, 01/07/16

REBOUNDS

Season 0
Career 15, 2x, last vs. UAB, 03/10/16

FIELD GOALS

Season 0
Career 11, at Marshall, 01/03/16

FIELD GOALS ATTEMPTED

Season 0
Career 18, vs. Stony Brook, 11/21/15

THREE-POINT FIELD GOALS

Season 0
Career 1, vs. ECU, 12/01/15

THREE-POINT FIELD GOALS ATTEMPTED

Season 0
Career 2, vs. UAB, 03/10/16

FREE THROWS

Season 0
Career 11, vs. FIU, 01/07/16

FREE THROWS ATTEMPTED

Season 0
Career 11, 2x, last vs. FIU, 01/07/16

ASSISTS

Season 0
Career 4, 3x, last vs. UAB, 03/10/16

BLOCKED SHOTS

Season 0
Career 3, vs. Campbellsville (Ky.), 11/14/15

STEALS

Season 0
Career 2, 7x, last at UAB, 02/27/16

MINUTES PLAYED


Season 0
Career 38, vs. LA Tech, 03/05/16

QUICK-HITTERS

- Named to Conference USA Preseason All-Conference Team
- Averaged 14.9 points and 7.9 rebounds per game, becoming the first Hilltopper to lead the team in both categories since Derrick Gordon in 2011-12
- Ranked second in C-USA and in the top 20 in the nation in field goal percentage at 60.2 percent
- His 507 points last season were the seventh-most ever by a Hilltopper sophomore
- Needs 344 points to reach 1,000 for his career

CAREER STATISTICS

Year	GP	GS	Min	Avg	FG	FGA	Pct	3FG	FGA	Pct	FT	FTA	Pct	Off	Def	Tot	Avg	PF	FO	Ast	TO	Blk	Stl	Pts	Avg
2014-15	31	1	482	15.5	60	119	.504	0	3	.000	29	67	.433	46	80	126	4.1	48	0	22	18	14	13	149	4.8
2015-16	34	26	984	28.9	197	327	.602	1	9	.111	112	166	.675	102	168	270	7.9	73	3	48	58	19	16	507	14.9
2016-17																									
TOTAL	65	27	1466	22.6	257	446	.576	1	12	.083	141	233	.605	148	248	396	6.1	121	3	70	76	33	29	656	10.1



#24 WILLIE CARMICHAEL

RS-SOPHOMORE | FORWARD | 6-8 | 210 | RS
APOPKA, FLA. (UNIV. OF TENNESSEE)

Opp. GS Min FG A Pct 3FG A Pct FT A Pct O D T PF FO A TO B S Pts

ALABAMA STATE

JACKSONVILLE ST.

at Belmont

NC A&T

vs. Washington

vs. TCU/UNLV

at Eastern Ky.

at Missouri

at Indiana State

at Saint Mary's

at Detroit

OHIO

AUSTIN PEAY

at Fla. Atlantic

at FIU

CHARLOTTE

OLD DOMINION

at UAB

at Middle Tenn.

at Marshall

UTEP

UTSA

at LA Tech

at Southern Miss

MARSHALL

MIDDLE TENN.

UAB

at Charlotte

at Old Dominion

NORTH TEXAS

RICE

SEASON/CAREER HIGHS AT WKU

POINTS

Season	0
Career	0

REBOUNDS

Season	0
Career	0

FIELD GOALS

Season	0
Career	0

FIELD GOALS ATTEMPTED

Season	0
Career	0

THREE-POINT FIELD GOALS

Season	0
Career	0

THREE-POINT FIELD GOALS ATTEMPTED

Season	0
Career	0

FREE THROWS

Season	0
Career	0

FREE THROWS ATTEMPTED

Season	0
Career	0

ASSISTS

Season	0
Career	0

BLOCKED SHOTS

Season	0
Career	0

STEALS

Season	0
Career	0

MINUTES PLAYED

Season	0
Career	0

QUICK-HITTERS

- Sat out last season at WKU after transferring from the University of Tennessee
- Appeared in all 32 games for Tennessee as a freshman with 19 starts, averaging 3.0 points and 2.3 rebounds per game
- Led the Volunteers in field goal percentage at 51.9 percent
- Named 7A State Player of the Year by the Orlando Sentinel as a senior at Wekiva (Fla.) High School

CAREER STATISTICS

Year	GP	GS	Min	Avg	FG	FGA	Pct	3FG	FGA	Pct	FT	FTA	Pct	Off	Def	Tot	Avg	PF	FO	Ast	TO	Blk	Stl	Pts	Avg
TENNESSEE																									
2014-15	32	19	475	14.8	40	77	.519	0	0	.000	15	24	.625	44	31	75	2.3	101	4	11	29	13	6	95	3.0
WKU																									
2015-16	Sat our per NCAA transfer rules																								
2016-17																									
TOTAL	32	19	475	14.8	40	77	.519	0	0	.000	15	24	.625	44	31	75	2.3	101	4	11	29	13	6	95	3.0



#32 QUE JOHNSON

RS-SENIOR | GUARD | 6-6 | 205 | TR
PONTIAC, MICH. (WASHINGTON STATE)

Opp. GS Min FG A Pct 3FG A Pct FT A Pct O D T PF FO A TO B S Pts

ALABAMA STATE

JACKSONVILLE ST.

at Belmont

NC A&T

vs. Washington

vs. TCU/UNLV

at Eastern Ky.

at Missouri

at Indiana State

at Saint Mary's

at Detroit

OHIO

AUSTIN PEAY

at Fla. Atlantic

at FIU

CHARLOTTE

OLD DOMINION

at UAB

at Middle Tenn.

at Marshall

UTEP

UTSA

at LA Tech

at Southern Miss

MARSHALL

MIDDLE TENN.

UAB

at Charlotte

at Old Dominion

NORTH TEXAS

RICE

SEASON/CAREER HIGHS AT WKU

POINTS

Season	0
Career	0

REBOUNDS

Season	0
Career	0

FIELD GOALS

Season	0
Career	0

FIELD GOALS ATTEMPTED

Season	0
Career	0

THREE-POINT FIELD GOALS

Season	0
Career	0

THREE-POINT FIELD GOALS ATTEMPTED

Season	0
Career	0

FREE THROWS

Season	0
Career	0

FREE THROWS ATTEMPTED

Season	0
Career	0

ASSISTS

Season	0
Career	0

BLOCKED SHOTS

Season	0
Career	0

STEALS

Season	0
Career	0

MINUTES PLAYED

Season	0
Career	0

QUICK-HITTERS

- Graduated in 2016 and is enrolled in graduate school at WKU studying intercollegiate athletic administration
- Appeared in 31 games for Washington State last season, with 25 starts and 11.3 points per game
- Led the Cougars and ranked 11th in the Pac-12 Conference with a 40.4 shooting percentage from 3-point range
- Ranked 13th in the Pac-12 at 75.9 percent from the free-throw line
- Ranks 16th on WSU's all-time list for 3-point field goals made with 121

CAREER STATISTICS

Year	GP	GS	Min	Avg	FG	FGA	Pct	3FG	FGA	Pct	FT	FTA	Pct	Off	Def	Tot	Avg	PF	FO	Ast	TO	Blk	Stl	Pts	Avg
WASHINGTON STATE																									
2012-13	Sat out as redshirt																								
2013-14	31	14	737	23.8	103	262	.393	51	145	.352	39	55	.709	17	57	74	2.4	55	0	20	30	2	14	296	9.5
2014-15	31	3	559	18.0	60	155	.387	28	77	.364	41	48	.854	15	56	71	2.3	55	1	32	33	4	10	189	6.1
2015-16	31	25	795	25.6	121	293	.413	42	104	.404	66	87	.759	16	61	77	2.5	76	3	36	42	6	16	350	11.3
WKU																									
2016-17																									
TOTAL	93	42	2,091	22.5	284	710	.400	121	326	.371	146	190	.768	48	174	222	2.4	186	4	88	105	12	40	835	9.0



#42 ANTON WATERS

SENIOR | FORWARD | 6-7 | 245 | 1L
BALTIMORE, MD. (GULF COAST STATE COLLEGE)

Opp.	GS	Min	FG	A	Pct	3FG	A	Pct	FT	A	Pct	O	D	T	PF	FO	A	TO	B	S	Pts
ALABAMA STATE																					
JACKSONVILLE ST.																					
at Belmont																					
NC A&T																					
vs. Washington																					
vs. TCU/UNLV																					
at Eastern Ky.																					
at Missouri																					
at Indiana State																					
at Saint Mary's																					
at Detroit																					
OHIO																					
AUSTIN PEAY																					
at Fla. Atlantic																					
at FIU																					
CHARLOTTE																					
OLD DOMINION																					
at UAB																					
at Middle Tenn.																					
at Marshall																					
UTEP																					
UTSA																					
at LA Tech																					
at Southern Miss																					
MARSHALL																					
MIDDLE TENN.																					
UAB																					
at Charlotte																					
at Old Dominion																					
NORTH TEXAS																					
RICE																					

SEASON/CAREER HIGHS AT WKU

POINTS	
Season	0
Career	12, at Middle Tennessee, 02/25/16
REBOUNDS	
Season	0
Career	7, 5x, last vs. LA Tech, 03/05/16
FIELD GOALS	
Season	0
Career	6, at Middle Tennessee, 02/25/16
FIELD GOALS ATTEMPTED	
Season	0
Career	10, vs. LA Tech, 03/05/16
THREE-POINT FIELD GOALS	
Season	0
Career	0
THREE-POINT FIELD GOALS ATTEMPTED	
Season	0
Career	1, 2x, last vs. LA Tech, 03/05/16
FREE THROWS	
Season	0
Career	8, vs. Middle Tennessee, 01/30/16
FREE THROWS ATTEMPTED	
Season	0
Career	10, vs. Brescia (Ky.), 12/28/15
ASSISTS	
Season	0
Career	1, 7x, last vs. North Texas, 03/09/16
BLOCKED SHOTS	
Season	0
Career	1, 9x, last vs. UAB, 03/10/16
STEALS	
Season	0
Career	1, 3x, last at Rice, 01/14/16
MINUTES PLAYED	
Season	0
Career	21, at Middle Tennessee, 02/25/16

QUICK-HITTERS

- Played in 33 games with 19 starts in his first year with the Hilltoppers in 2015-16
- Averaged 4.4 points and 4.0 rebounds as a junior
- Previously played two seasons at Gulf Coast State College, averaging 11.2 point and 7.9 rebounds as a sophomore

CAREER STATISTICS

Year	GP	GS	Min	Avg	FG	FGA	Pct	3FG	FGA	Pct	FT	FTA	Pct	Off	Def	Tot	Avg	PF	FO	Ast	TO	Blk	Stl	Pts	Avg
GULF COAST STATE COLLEGE																									
2013-14	28	16	N/A	N/A	75	159	.472	0	0	.000	49	69	.710	74	98	172	6.1	88	3	16	41	22	11	199	7.1
2014-15	28	19	N/A	N/A	124	245	.506	0	1	.000	66	94	.702	95	126	221	7.9	73	1	15	57	17	8	314	11.2
WKU																									
2015-16	33	19	480	14.5	57	110	.518	0	2	.000	30	43	.698	57	74	131	4.0	65	2	7	26	10	3	144	4.4
2016-17																									
WKU TOTAL	33	19	480	14.5	57	110	.518	0	2	.000	30	43	.698	57	74	131	4.0	65	2	7	26	10	3	144	4.4



#43 MARTY LEAHY

FRESHMAN | GUARD | 6-5 | 210 | HS

BRISBANE, AUSTRALIA (IPSWICH GRAMMAR)

Opp.	GS	Min	FG	A	Pct	3FG	A	Pct	FT	A	Pct	O	D	T	PF	FO	A	TO	B	S	Pts
ALABAMA STATE																					
JACKSONVILLE ST.																					
at Belmont																					
NC A&T																					
vs. Washington																					
vs. TCU/UNLV																					
at Eastern Ky.																					
at Missouri																					
at Indiana State																					
at Saint Mary's																					
at Detroit																					
OHIO																					
AUSTIN PEAY																					
at Fla. Atlantic																					
at FIU																					
CHARLOTTE																					
OLD DOMINION																					
at UAB																					
at Middle Tenn.																					
at Marshall																					
UTEP																					
UTSA																					
at LA Tech																					
at Southern Miss																					
MARSHALL																					
MIDDLE TENN.																					
UAB																					
at Charlotte																					
at Old Dominion																					
NORTH TEXAS																					
RICE																					

SEASON/CAREER HIGHS AT WKU

POINTS	
Season	0
Career	0
REBOUNDS	
Season	0
Career	0
FIELD GOALS	
Season	0
Career	0
FIELD GOALS ATTEMPTED	
Season	0
Career	0
THREE-POINT FIELD GOALS	
Season	0
Career	0
THREE-POINT FIELD GOALS ATTEMPTED	
Season	0
Career	0
FREE THROWS	
Season	0
Career	0
FREE THROWS ATTEMPTED	
Season	0
Career	0
ASSISTS	
Season	0
Career	0
BLOCKED SHOTS	
Season	0
Career	0
STEALS	
Season	0
Career	0
MINUTES PLAYED	
Season	0
Career	0

QUICK-HITTERS

- Averaged 24 points, 10 rebounds and five assists per game as a senior at Ipswich Grammar School in Queensland, Australia
- Made trial camp appearances for the Under-17 and Under-19 Australian National Teams
- Played for the Papua New Guinea National Team during the 2015 Pacific Games
- Also played volleyball at Ipswich Grammar

CAREER STATISTICS

Year	GP	GS	Min	Avg	FG	FGA	Pct	3FG	FGA	Pct	FT	FTA	Pct	Off	Def	Tot	Avg	PF	FO	Ast	TO	Blk	Stl	Pts	Avg
2016-17																									
TOTAL																									

WKU ATHLETIC COMMUNICATIONS / MEDIA RELATIONS

FOR IMMEDIATE RELEASE / November 1, 2016

Men's Basketball / Contact: Zach Greenwell, WKU Athletic Communications/Media Relations

Box score, select quotes attached as PDFs.

Video: WKU head coach Rick Stansbury — https://youtu.be/6VZqC_0HKGI

Video: WKU forward Justin Johnson, guard Pancake Thomas — <https://youtu.be/4KFrcHK86lc>

HILLTOPPERS DEFEAT CAMPBELLSVILLE 87-79 IN EXHIBITION

BOWLING GREEN, Ky. — A new season and new era began Tuesday night for the WKU men's basketball program, as the Hilltoppers opened the 2016-17 campaign with an 87-79 exhibition victory over Campbellsville at E.A. Diddle Arena.

WKU improved to 54-4 all-time in preseason exhibition games with the win over Campbellsville, which is first-year Hilltopper head coach Rick Stansbury's alma mater.

The victory was WKU's 22nd straight in exhibition tune-ups dating back to a 2002-03 loss to the Harlem Globetrotters.

The Hilltoppers shot 48.3 percent from the field and netted 26 of 32 free throws. They were white-hot in the first half, shooting 58.1 percent and making their final 11 shots before the break.

Junior forward Justin Johnson led WKU players in double figures with 22 points and 12 rebounds, including two 3-pointers. Johnson made one 3-pointer all last season.

Graduate senior guard Pancake Thomas added 17 points, while senior forward Ben Lawson had 12 points, six rebounds and two blocks.

Redshirt sophomore forward Willie Carmichael finished with 11 points and 13 rebounds – making 9 of 10 free throws – and graduate senior guard Junior Lomomba chipped in 11 points, five rebounds and three assists.

Guard Roderick Lawrence led Campbellsville with 29 points. The Tigers are ranked 11th in the NAIA Preseason Coaches' Poll.

WKU plays its second and final exhibition against Kentucky Wesleyan at 8 p.m. Saturday before hosting Alabama State in the regular season opener at 7 p.m. Nov. 12.

**WKU Basketball
Press Conference Quotes
November 1, 2016**

RICK STANSBURY

Opening Statement...

"Well first off, give Campbellsville a lot of credit; they're a good basketball team. Those two coaches down there, I have a long history with them. My first year coming out of college, I was a graduate assistant for their father. His two little sons were 6 and 8 years old. They grew up big fans and stayed in touch through the years. I was glad to see Brett get the job at Campbellsville. Brett then hired his brother out of Cumberland. Those guys will do a very good job."

On what he saw from Junior Lomomba running the offense...

"Junior's been out literally 11-12 days, and I didn't know if he was going to play tonight. He found a way, wanted to go, and doctor's approved. He wasn't himself, but overall I thought he was OK. I was pleased with some things, but he has a lot more to give."

On where the team's rhythm and flow comes from...

"Playing together and getting back some guys back healthy. We have a small margin for error, anything on that bench after that is fairly new."

JUNIOR FORWARD JUSTIN JOHNSON

Thoughts on the game....

"It's the first game, me and Junior haven't practiced the past 10-12 days. Pancake and Que have done a real good job of leadership at practice."

SENIOR GUARD PANCAKE THOMAS

On benefits of playing a close game.....

"This our first time playing against someone else, it wasn't practice. I felt like a freshman out there the first six minutes. So I'm glad that's over with."



Official Basketball Box Score -- Game Totals -- Final Statistics
Campbellsville (Ky.) vs WKU
11/01/16 7:00 p.m. at Bowling Green, Ky. (E.A. Diddle Arena)



Campbellsville (Ky.) 79 • 1-1

##	Player		Total	3-Ptr	FT-FTA	Rebounds			PF	TP	A	TO	Blk	Stl	Min
			FG-FGA	FG-FGA		Off	Def	Tot							
03	LAWRENCE, Roderick	f	9-16	4-7	7-12	4	3	7	4	29	0	1	0	1	29
22	YOUNG, Elliott	f	2-10	2-7	0-0	1	1	2	5	6	0	2	0	0	19
42	JOHNSON, Shawn	f	0-3	0-0	1-2	3	4	7	2	1	0	1	0	2	22
10	COATES, Jalen	g	3-10	0-5	0-0	0	3	3	4	6	3	1	0	0	26
24	TYLER, Hagan	g	4-10	1-4	0-0	1	1	2	2	9	1	0	0	2	34
01	APPLEWHITE, Andre		2-6	2-3	1-2	2	4	6	5	7	3	1	0	0	23
02	KINNEY, Erik		4-9	0-0	2-3	1	6	7	4	10	1	2	5	0	20
04	DEAN, Byron		1-4	1-2	2-4	0	2	2	0	5	0	2	0	1	14
05	CHAPMAN, Antonio		2-5	2-4	0-0	0	0	0	1	6	0	0	0	0	13
Team						1	1	2							
Totals			27-73	12-32	13-23	13	25	38	27	79	8	10	5	6	200

FG % 1st Half: 11-35 31.4% 2nd half: 16-38 42.1% Game: 27-73 37.0%
3FG % 1st Half: 5-16 31.3% 2nd half: 7-16 43.8% Game: 12-32 37.5%
FT % 1st Half: 7-10 70.0% 2nd half: 6-13 46.2% Game: 13-23 56.5%

Deadball
Rebounds
2

WKU 87 • 0-0

##	Player		Total	3-Ptr	FT-FTA	Rebounds			PF	TP	A	TO	Blk	Stl	Min
			FG-FGA	FG-FGA		Off	Def	Tot							
14	LAWSON, Ben	f	4-4	0-0	4-4	1	5	6	2	12	0	1	2	1	20
24	CARMICHAEL, Willie	f	1-8	0-3	9-10	3	10	13	4	11	0	2	0	0	27
05	LOMOMBA, Junior	g	4-7	1-3	2-3	0	5	5	2	11	3	3	0	0	37
12	THOMAS, Pancake	g	6-12	2-5	3-5	0	3	3	1	17	2	0	0	1	31
32	JOHNSON, Que	g	2-6	0-1	0-0	0	1	1	5	4	0	1	2	0	15
01	HOWARD, Tobias		0-2	0-1	0-0	0	2	2	3	0	0	1	0	0	9
03	PARRIS, Damari		1-4	0-1	2-2	0	4	4	2	4	3	0	0	1	20
23	JOHNSON, Justin		7-10	2-3	6-8	3	9	12	0	22	2	3	0	0	30
42	WATERS, Anton		3-5	0-0	0-0	0	1	1	1	6	0	0	0	0	9
43	LEAHY, Marty		0-0	0-0	0-0	0	0	0	3	0	0	1	0	0	2
Team						2	0	2							
Totals			28-58	5-17	26-32	9	40	49	23	87	10	12	4	3	200

FG % 1st Half: 18-31 58.1% 2nd half: 10-27 37.0% Game: 28-58 48.3%
3FG % 1st Half: 3-8 37.5% 2nd half: 2-9 22.2% Game: 5-17 29.4%
FT % 1st Half: 4-5 80.0% 2nd half: 22-27 81.5% Game: 26-32 81.3%

Deadball
Rebounds
2,1

Officials: Tim Gattis, Jon Campbell, Davis Maxwell
Technical fouls: Campbellsville (Ky.)-None. WKU-None.
Attendance: 3887

Score by periods	1st	2nd	Total
Campbellsville (Ky.)	34	45	79
WKU	43	44	87

	In Paint	Off T/O	2nd Chance	Fast Break	Bench
Points CAMP	30	20	13	7	28
WKU	36	6	11	6	32

Last FG - CAMP 2nd-00:12, WKU 2nd-01:55.
Largest lead - CAMP None, WKU by 11 2nd-19:31.
CAMP led for 00:00. WKU led for 39:05. Game was tied for 00:55.

Score tied - 2 times.
Lead changed - 0 times.

WKU ATHLETIC COMMUNICATIONS / MEDIA RELATIONS

FOR IMMEDIATE RELEASE / November 5, 2016

Men's Basketball / Contact: Zach Greenwell, WKU Athletic Communications/Media Relations

Final box score attached. Video and select quotes to follow.

HILLTOPPERS OUTLAST KWC IN DOUBLE OVERTIME

BOWLING GREEN, Ky. — Pancake Thomas hit a game-tying 3-pointer as time expired in the first extra period, and the WKU men's basketball team outlasted Kentucky Wesleyan for a 103-97 double overtime victory Saturday in exhibition play at E.A. Diddle Arena.

WKU improved to 55-4 all-time in exhibition games with two preseason victories this season under first-year coach Rick Stansbury. The Hilltoppers also defeated Campbellsville 87-79 on Tuesday in exhibition action.

Saturday's victory over Kentucky Wesleyan was WKU's 22nd straight in exhibition tune-ups dating back to a 2002-03 loss to the Harlem Globetrotters.

With the Hilltoppers trailing 93-90 with 5.6 seconds left in the first overtime period, Thomas – a graduate senior guard – hit a turnaround 3-pointer falling down to keep the game going.

WKU held Kentucky Wesleyan to four points in the second overtime period and netted 33 of 43 free throws in the game to help seal the victory.

Graduate senior guard Junior Lomomba scored a team-high 29 points for the Hilltoppers with six rebounds, while Thomas had 24 points, five assists and four rebounds.

Junior forward Justin Johnson tallied 14 points and 12 rebounds, and senior forward Ben Lawson also notched a double-double with 11 points, 12 rebounds and three blocks. Graduate senior Que Johnson scored 14 points.

Thomas, Lomomba and Que Johnson all played at least 45 minutes in the extended game.

KWC's Ken-Jah Bosley scored 42 points with eight made 3s, but he was held scoreless in the second overtime.

WKU opens the regular season at home against Alabama State at 7 p.m. Nov. 12. The game is a campus-site contest as part of the Global Sports Classic, which takes the Hilltoppers to Las Vegas for two games later in the month.

016

Official Basketball Box Score -- Game Totals -- Final Statistics

KWC vs WKU

11/05/16 8 p.m. at Bowling Green, Ky. (E.A. Diddle Arena)

KWC 97 • 0-1

##	Player		Total	3-Ptr	FT-FTA	Rebounds			PF	TP	A	TO	Blk	Stl	Min
			FG-FGA	FG-FGA		Off	Def	Tot							
03	Williams, Sam	f	6-14	0-4	3-4	3	3	6	4	15	0	1	2	1	36
34	Vigilance, Michael	c	4-9	0-0	0-2	6	4	10	4	8	1	1	0	1	30
00	Hatton, Brandon	g	1-8	1-4	0-0	0	2	2	4	3	0	0	0	1	31
01	Lindsey, Shaakir	g	2-7	0-2	4-4	1	2	3	5	8	4	0	0	1	29
11	Bosley, Ken-Jah	g	15-24	8-14	4-5	1	4	5	2	42	2	1	1	1	47
04	Foster, Charles		4-8	0-3	0-0	0	2	2	5	8	5	1	1	2	26
13	Stanford, Adam		2-7	0-0	2-2	5	3	8	5	6	0	1	0	2	16
33	Derksen, Josh		2-9	1-5	2-2	1	3	4	1	7	0	1	1	0	35
Team						1	2	3							
Totals			36-86	10-32	15-19	18	25	43	30	97	12	6	5	9	250

FG % 1st Half: 15-36 41.7% 2nd half: 16-38 42.1% OT: 5-12 41.7% Game: 36-86 41.9% Deadball
 3FG % 1st Half: 4-13 30.8% 2nd half: 4-14 28.6% OT: 2-5 40.0% Game: 10-32 31.3% Rebounds
 FT % 1st Half: 2-2 100.0 2nd half: 3-6 50.0% OT: 10-11 90.9% Game: 15-19 78.9% 1

WKU 103 • 1-0

##	Player		Total	3-Ptr	FT-FTA	Rebounds			PF	TP	A	TO	Blk	Stl	Min
			FG-FGA	FG-FGA		Off	Def	Tot							
14	LAWSON, Ben	f	3-9	0-0	5-6	6	6	12	3	11	0	1	3	0	23
24	CARMICHAEL, Willie	f	2-6	1-2	2-2	0	8	8	3	7	0	2	1	0	28
05	LOMOMBA, Junior	g	9-13	0-1	11-15	1	5	6	0	29	2	4	0	1	48
12	THOMAS, Pancake	g	8-14	3-5	5-5	1	3	4	4	24	5	1	0	0	45
32	JOHNSON, Que	g	3-13	1-8	7-8	0	4	4	3	14	0	1	2	0	46
01	HOWARD, Tobias		1-2	0-1	0-0	0	0	0	0	2	0	0	0	0	7
03	PARRIS, Damari		0-1	0-0	0-0	1	1	2	1	0	0	0	0	0	5
23	JOHNSON, Justin		5-11	1-1	3-7	6	6	12	2	14	3	4	1	0	39
42	WATERS, Anton		1-1	0-0	0-0	0	1	1	3	2	1	0	0	1	9
Team						2	1	3							
Totals			32-70	6-18	33-43	17	35	52	19	103	11	13	7	2	250

FG % 1st Half: 13-30 43.3% 2nd half: 11-26 42.3% OT: 8-14 57.1% Game: 32-70 45.7% Deadball
 3FG % 1st Half: 1-8 12.5% 2nd half: 2-5 40.0% OT: 3-5 60.0% Game: 6-18 33.3% Rebounds
 FT % 1st Half: 12-13 92.3% 2nd half: 12-16 75.0% OT: 9-14 64.3% Game: 33-43 76.7% 6

Officials: Jason Baker, James Hicks, Gary Maxwell

Technical fouls: KWC-None. WKU-None.

Attendance: 4264

Score by periods	1st	2nd	OT	OT2	Total
KWC	36	39	18	4	97
WKU	39	36	18	10	103

Points	In Paint	Off T/O	2nd Chance	Fast Break	Bench
KWC	34	17	14	8	21
WKU	38	8	18	4	18

Last FG - KWC OT2-04:14, WKU OT2-00:25.

Largest lead - KWC by 4 2nd-11:47, WKU by 12 1st-10:09.

KWC led for 09:20. WKU led for 35:09. Game was tied for 05:19.

Score tied - 12 times.

Lead changed - 16 times.

WKU MBB: Postgame Interviews – WKU 103, KWC 97, 2OT, Nov. 6, 2016

Below are postgame press conference videos from WKU's 103-97 double overtime victory over Kentucky Wesleyan. Select quotes from coach Rick Stansbury are attached.

Video: WKU coach Rick Stansbury — <https://youtu.be/B0t6QkFzxiw>

Video: WKU guards Junior Lomomba, Pancake Thomas — <https://youtu.be/bn-fxTDuePI>

WKU Basketball**Press Conference Quotes – HC Rick Stansbury****November 5, 2016****WKU 103, Kentucky Wesleyan 97, 2OT*****On Pancake Thomas' game-tying 3-pointer at the end of the first overtime....***

"Just the way you draw it up. Turn around, and throw up a 3-pointer at the buzzer. That's basketball. So many times it's not what you draw up, it's about guys making basketball plays. It's what the game's about. It's not all about winning, it's about getting our team to do the things we want them to do."

On the play of Junior Lomomba...

"Know this about Junior, it'll never be about lack of trying or lack of attitude. The big thing is we've got to get the bench to help us. We've got guys with way too many minutes, which leads to many more mental errors, lack of concentration, and fatigue. So we have to get some guys that we can trust and buy us some time."

After starting slow, what does Justin Johnson's late scoring say about his heroics....

"Biggest thing with Justin is, we have to get him back to practice. He hasn't practiced a second since our last press conference. I thought that showed tonight. I thought he wasn't fit, not finishing things, just not looking sharp. First off he's been out 2-2 ½ weeks, and he just has no rhythm."

WKU ATHLETIC COMMUNICATIONS / MEDIA RELATIONS

FOR IMMEDIATE RELEASE / November 7, 2016

Basketball / Contact: Currie McFayden, Assistant Director of Athletic Communications/Media Relations

STANSBURY, CLARK-HEARD RADIO SHOWS BEGIN MONDAY

BOWLING GREEN, Ky. – The Rick Stansbury and Michelle Clark-Heard Radio Shows begin Monday night with the first of 15 airings throughout the 2016-17 season.

The shows will originate from Lost River Pizza Company in Bowling Green, while the Jan. 23 shows will be held at Colton's Steak House in Glasgow.

Clark-Heard's show with Jeff Younglove airs from 6-7 p.m. on 102.7 FM and 1450 AM in Bowling Green, while Stansbury's show with the Voice of the Hilltoppers, Randy Lee, follows from 7-8 p.m. on 100.7 FM in Bowling Green. Both shows are also available via the TuneIn app.

Fans can submit questions for both coaches via the Ask the Coach feature at wkusports.com or by using the hashtags #AskMichelle and #AskStansbury on Twitter. Live questions from fans in attendance at both shows are encouraged.

2016-17 WKU Basketball Radio Shows Schedule

Monday, Nov. 7

Monday, Nov. 14

Monday, Nov. 21

Monday, Dec. 28

Monday, Dec. 5

Monday, Dec. 12 - women's only

Monday, Dec. 19

Monday, Jan. 9

Monday, Jan. 16 - men's only

Monday, Jan. 23 - Colton's Steak House in Glasgow

Monday, Jan. 30

Monday, Feb. 6

Monday, Feb. 13

Monday, Feb. 20

Monday, Feb. 27

Monday, March 6

WKU ATHLETIC COMMUNICATIONS / MEDIA RELATIONS

FOR IMMEDIATE RELEASE / November 9, 2016

Men's Basketball / Contact: Zach Greenwell, WKU Athletic Communications/Media Relations

IN-STATE GUARD HOLLINGSWORTH SIGNS WITH HILLTOPPERS

BOWLING GREEN, Ky. – WKU men's basketball head coach Rick Stansbury announced Wednesday the signing of three-star prospect Taveion Hollingsworth (6-2 Guard) to a national letter of intent in the 2017 recruiting class.

Hollingsworth, an in-state product out of Paul Laurence Dunbar High School in Lexington, is a consensus three-star recruit across all outlets and is a front-runner for Kentucky's 2017 Mr. Basketball award.

"We're excited to have Taveion join our basketball family," Stansbury said. "It's very obvious he's a terrific player from a really good high school program where he's been really well-coached. At the same time, he's a terrific young man and a great student, and we're happy to have him and his family become a part of our program."

A proven winner with Bluegrass roots, Hollingsworth was named the KHSAA Sweet 16 MVP last year while leading Dunbar to a 33-6 record and its first state title.

Hollingsworth played 124 of 128 possible minutes during the state tournament and averaged 21 points and 5.4 rebounds per game as a junior. He shot 53.1 percent from the field and 78.3 percent from the free-throw line.

He has a chance as a senior to become Dunbar's all-time leading scorer, as well as the all-time leading scorer in Fayette County history, a tradition-rich region of the state.

"It's been a blessing to coach the best player in the state for the last four years," Dunbar High School coach Scott Chalk said. "He is a special young man on and off the court and by far the most clutch player I have seen at his age in my 25 years of coaching high school basketball in Kentucky."

Hollingsworth is the first 2017 talent to ink with WKU during the early signing period, which began Wednesday.

WKU MBB: Press Conference Video / Quotes Nov. 10, 2016

WKU men's basketball head coach **Rick Stansbury** and seniors **Que Johnson** and **Ben Lawson** met with the media today to discuss Saturday night's home opener against Alabama State. Stansbury also talked about Wednesday's official signing of guard **Taveion Hollingsworth**.

Video from those press conferences is available below, and select quotes are attached.

Video: Coach Rick Stansbury — <https://youtu.be/L2iKnYXLcso>

Video: Seniors Que Johnson, Ben Lawson — <https://youtu.be/bgf7UOoigNQ>

WKU Basketball
Press Conference Quotes - Players
November 10, 2016

F Ben Lawson

On the upcoming game...

"I'm excited. Obviously we got a feel where we were the first two games, where we were at. I think that everyone can see we got a few things to do. We came back Monday and definitely went at it. And every time we practice I feel like we are getting closer to coming together and understanding our roles."

On this game being your final season-opener and how time has flown by...

"Oh it definitely does. It feels like I was a freshman last week, it's crazy. I'm excited and I hope that we can have a real memorable year."

G Que Johnson

On what the team learned from the two exhibitions...

"We learned that the games are quick and defensively the players are quicker than we expected. So coach has been focusing on on-ball defense, especially this week. So that's the main thing we have been working on."

On the importance of the bench giving you quality minutes ...

"It's important because every good team has a good bench. A good bench gives starters rest so they can come out with energy in the second half. Even with bench players, they can produce whenever the opponent is tired. That's going to be a big role for our team."

WKU Basketball
Press Conference Quotes - Coach
November 10, 2016

Coach Rick Stansbury

On new signee Taveion Hollingsworth...

"You know, anytime you can get good players, good young men, good students and they happen to be in-state guys, I think it's a bonus to the program. No. 1, not because he's in-state, but because he's good enough to help you win and he's an in-state kid."

On what the coaching staff learned from the two exhibitions...

"Like I've said, it's obvious that we have to get better defending that basketball, that bounce, that dribble. Naturally you can try to zone some, hide some things. But we have to get better there. We have to continue to get better at executing, reading things if a team goes into a zone. We have to be able to recognize it. We can't call a timeout every time a team changes defenses. But like I said, at those areas we will continue to get better at."

On the bench becoming more trustworthy...

"We need our bench guys to not try to do too many things. The game naturally just speeds you up, you get sped up, you get blinders on and you can't see the next play, can't see the play. And again, the ability to not concentrate as well all gets magnified when you play as many minutes as the starter's plays. When you have three fifth-year guys play 45-plus minutes, you are asking for fatigue - physically and mentally. So our bench has to play some. I have to put them in there."

On Alabama State...

"They always have some talent and they are talented now. That got a big 7-footer and some guards. They got one guard back who didn't play in their first exhibition but had 26 points last game. They have several guys who can make 3-point shots. They want to get up and down the floor and press you. Anytime you have a team that has three or four guys who can make shots, it's something you always are going to be concerned of."

WKU ATHLETIC COMMUNICATIONS / MEDIA RELATIONS

FOR IMMEDIATE RELEASE / November 11, 2016

Men's Basketball / Contact: Zach Greenwell, WKU Athletic Communications/Media Relations

WKU game notes attached.

Video: WKU head coach Rick Stansbury previews Alabama State — <https://youtu.be/L2iKnYXLcso>

Video: WKU's Que Johnson, Ben Lawson preview Alabama State — <https://youtu.be/bgf7UOoigNQ>

HILL TOPPERS FACE ALABAMA STATE IN SEASON OPENER

BOWLING GREEN, Ky. — WKU Hilltopper Basketball officially tips off the 2016-17 season at 7 p.m. CT Saturday with the regular season opener against Alabama State at E.A. Diddle Arena. The Hilltoppers, entering their first year under new coach Rick Stansbury, notched victories over Campbellsville and Kentucky Wesleyan in preseason exhibitions. The Hilltoppers most recently outlasted KWC 103-97 in double overtime, using Pancake Thomas' 3-pointer at the buzzer to stay alive in the first OT.

Alabama State beat Auburn-Montgomery and Huntingdon College in its preseason tune-ups. The Hornets finished 14-17 last season, including a 5-12 mark on the road. WKU is 2-0 all-time against Alabama State, with the last victory coming in 1987 in Bowling Green. Stansbury is 3-0 all-time against the Hornets.

Saturday's contest is considered a campus-site game in the 2016 Global Sports Classic, which takes both teams to Las Vegas for games later in the month.

GAME 1

WKU (0-0) vs. Alabama State (0-0)

November 12, 2016 | 7:00 p.m. (CT)

Bowling Green, Ky. | E.A. Diddle Arena (7,326)

BROADCAST

Listen: [Hilltopper IMG Sports Network](#) (WKLX 100.7 FM flagship), [TuneIn Radio](#) (free) (Randy Lee, pxp | Hal Schmitt, analysis)

Watch: [WKUSports.tv \(\\$\)](#)

Live Stats: [Gametracker](#)

QUICK SHOTS

- WKU has won 11 of its last 12 home openers and is 79-18 all-time in the season's first home game.
- The Hilltoppers have won two straight season openers after dropping the previous three.
- WKU is 49-15 (.766) at E.A. Diddle Arena over the last four seasons after going 27-17 (.614) in the three seasons prior. The Hilltoppers are 573-162 all-time at Diddle Arena for a .780 winning percentage.
- The Hilltoppers started guards Junior Lomomba, Pancake Thomas and Que Johnson alongside forwards Willie Carmichael and Ben Lawson in both exhibition wins.
- Graduate senior Junior Lomomba's 29 points in the win over Kentucky Wesleyan were the most by a Hilltopper in an exhibition since Juan Pattillo scored 31 against Campbellsville on Nov. 5, 2010.

- Redshirt sophomore Willie Carmichael's 13 rebounds in the win over Campbellsville were the most by a Hilltopper in an exhibition since Jeremy Evans also grabbed 13 boards against Bellarmine on Nov. 8, 2008.
- With nine newcomers on the roster, WKU returns 31 percent of its scoring, 39 percent of its rebounding and 14 percent of its assists from the 2015-16 campaign.
- Junior Justin Johnson needs 344 points this season to become the 49th player in Hilltopper Basketball history to score 1,000 career points.
- Graduate senior Que Johnson needs 165 points to reach 1,000 for his career across his time at Washington State and WKU. Graduate senior Pancake Thomas needs 263 points to reach 1,000 for his career across his time at New Mexico, Hartford and WKU.
- Senior Ben Lawson ranks fifth in WKU history with 128 career blocked shots. His 66 blocks in 2015-16 were the seventh-most in a season in Hilltopper history. Lawson joins Jeremy Evans, Elgrace Wilborn and Chris Marcus as Hilltoppers with at least 50 blocks in multiple seasons.
- Head coach Rick Stansbury needs seven more wins to reach 300 victories for his career.
- WKU was picked to finish third in the Conference USA Preseason Coaches Poll, while Justin Johnson was voted to the 10-member Preseason All-C-USA Team.
- WKU has made at least one 3-pointer in 906 consecutive games, dating back to March 15, 1987. The 3-point shot was instituted prior to the 1986-87 season.

PROMOTIONS

Football Ticket Deal: Show your ticket stub from the WKU vs. North Texas Football game and receive \$5 reserved bleacher seats.

Fuqua Events Kids Zone: Inflatable fun zone for kids – opens one hour prior to tipoff on the third level concourse of Diddle Arena for FREE!

Schedule Magnet Giveaway: First 2,500 fans receive a 2016-2017 WKU men's basketball schedule magnet!

TICKETS

WKU Ticket Office: Online at WKUTickets.com, in person at E.A. Diddle Arena, via phone at 1-800-5-BIG Red or 745-5222 locally.

MED CENTER HEALTH

The 2016-17 WKU Basketball season is presented by Med Center Health. With The Medical Center at its core, Med Center Health has served Southcentral Kentucky for 90 years, and its system of care includes six acute care hospitals, a complete network of immediate to emergency services and services in dozens of specialties. Whether it is emergency treatment for heart attack victims or preventative programs to improve the health of the communities it serves, Med Center Health is committed to providing the highest level of care and service.



@WKUBasketball /WKUBasketball

@wkubasketball WKUSports

WKUSports.com

WKU (0-0) VS. ALABAMA STATE (0-0)

Saturday, Nov. 12 | 7 p.m. (CT) | Bowling Green, Ky.
E.A. Diddle Arena (7,326)

LISTEN Hilltopper IMG Sports Network, TuneIn

• Randy Lee (ppx), Hal Schmitt (analysis)

WATCH WKUSports.tv (\$)

• radio simulcast

NOVEMBER (0-0)

1	Campbellsville (Ky.) (Exh.)	W, 87-79
5	Kentucky Wesleyan (Exh.)	W, 103-97 (2OT)
12	(1) Alabama State	7 p.m.
16	(1) Jacksonville State	8 p.m.
19	at Belmont	7 p.m.
22	North Carolina A&T	7 p.m.
25	(2) vs. Washington	7 p.m.
26	(2) vs. TCU/UNLV	TBD
30	at Eastern Kentucky	7 p.m.

DECEMBER (0-0)

3	at Missouri	2 p.m.
11	at Indiana State	3:30 p.m.
14	at Saint Mary's	9 p.m.
17	at Detroit Mercy	1 p.m.
21	Ohio	8 p.m.
28	Austin Peay	7 p.m.
31	at Florida Atlantic*	Noon

JANUARY (0-0)

2	at FIU*	6 p.m.
5	Charlotte*	7 p.m.
7	Old Dominion*	5 p.m.
12	at UAB*	7 p.m.
14	at Middle Tennessee*	7 p.m.
21	at Marshall*	5 p.m.
26	UTEP*	7 p.m.
28	UTSA*	3 p.m.

FEBRUARY (0-0)

2	at LA Tech*	7 p.m.
4	at Southern Miss*	4 p.m.
11	Marshall*	5 p.m.
16	Middle Tennessee*	8 p.m.
19	UAB*	1 p.m.
23	at Charlotte*	6 p.m.
25	at Old Dominion*	6 p.m.

MARCH (0-0)

2	North Texas*	7 p.m.
4	Rice*	7 p.m.
8-11	(3) vs. Conference USA Tournament	TBD
	(4) vs. NCAA Tournament	TBD

All times (CT) and subject to change

(*) Conference USA Game

(1) 2016 Global Sports Classic (campus sites)

(2) 2016 Global Sports Classic (Las Vegas, Nev.)

(3) Conference USA Tournament (BJCC, Birmingham, Ala.)

(4) Various Locations

HILLTOPPER

BASKETBALL

2016-17 GAME NOTES

MEDIA CONTACT: Zach Greenwell, Associate Director of Media Relations • zachary.greenwell@wku.edu • (270) 668-4716

SECONDARY CONTACT: Lance Dozier, Media Relations Assistant • lance.dozier962@topper.wku.edu • (507) 993-1898

THE TIP-OFF

WKU Hilltopper Basketball officially tips off the 2016-17 season at 7 p.m. CT Saturday with the regular season opener against Alabama State at E.A. Diddle Arena. The Hilltoppers, entering their first year under new coach Rick Stansbury, notched victories over Campbellsville and Kentucky Wesleyan in preseason exhibitions. The Hilltoppers most recently outlasted KWC 103-97 in double overtime, using Pancake Thomas' 3-pointer at the buzzer to stay alive in the first OT.

Alabama State beat Auburn-Montgomery and Huntingdon College in its preseason tune-ups. The Hornets finished 14-17 last season, including a 5-12 mark on the road. WKU is 2-0 all-time against Alabama State, with the last victory coming in 1987 in Bowling Green. Stansbury is 3-0 all-time against the Hornets. Saturday's contest is considered a campus-site game in the 2016 Global Sports Classic, which takes both teams to Las Vegas for games later in the month.

QUICK SHOTS

- WKU has won 11 of its last 12 home openers and is 79-18 all-time in the season's first home game.
- The Hilltoppers have won two straight season openers after dropping the previous three.
- WKU is 49-15 (.766) at E.A. Diddle Arena over the last four seasons after going 27-17 (.614) in the three seasons prior. The Hilltoppers are 573-162 all-time at Diddle Arena for a .780 winning percentage.
- The Hilltoppers started guards Junior Lomomba, Pancake Thomas and Que Johnson alongside forwards Willie Carmichael and Ben Lawson in both exhibition wins.
- Graduate senior Junior Lomomba's 29 points in the win over Kentucky Wesleyan were the most by a Hilltopper in an exhibition since Juan Pattillo scored 31 against Campbellsville on Nov. 5, 2010.
- Redshirt sophomore Willie Carmichael's 13 rebounds in the win over Campbellsville were the most by a Hilltopper in an exhibition since Jeremy Evans also grabbed 13 boards against Bellarmine on Nov. 8, 2008.
- With nine newcomers on the roster, WKU returns 31 percent of its scoring, 39 percent of its rebounding and 14 percent of its assists from the 2015-16 campaign.
- Junior Justin Johnson needs 344 points this season to become the 49th player in Hilltopper Basketball history to score 1,000 career points.
- Graduate senior Que Johnson needs 165 points to reach 1,000 for his career across his time at Washington State and WKU. Graduate senior Pancake Thomas needs 263 points to reach 1,000 for his career across his time at New Mexico, Hartford and WKU.
- Senior Ben Lawson ranks fifth in WKU history with 128 career blocked shots. His 66 blocks in 2015-16 were the seventh-most in a season in Hilltopper history. Lawson joins Jeremy Evans, Elgrace Wilborn and Chris Marcus as Hilltoppers with at least 50 blocks in multiple seasons.
- Head coach Rick Stansbury needs seven more wins to reach 300 victories for his career.
- WKU was picked to finish third in the Conference USA Preseason Coaches Poll, while Justin Johnson was voted to the 10-member Preseason All-C-USA Team.
- WKU has made at least one 3-pointer in 906 consecutive games, dating back to March 15, 1987. The 3-point shot was instituted prior to the 1986-87 season.

LAST GAME AGAINST ALABAMA STATE: DECEMBER 19, 1987

Brett McNeal scored 25 points to pace four Hilltoppers in double figures, and Anthony Smith added 16 points and 21 rebounds as WKU ran past Alabama State 85-64 at E.A. Diddle Arena. WKU shot 45.5 percent from the field and forced the Hornets into 26 turnovers.

WKU HILLTOPPERS

2015-16 Record	18-16 (8-10 C-USA)
Ranking	NR
NCAA RPI	157
Last Game	W, 103-97 vs. Ky. Wesleyan (Exh.)
Head Coach	Rick Stansbury
Career Record	293-166 (15th season)
Record at School	First season
2015-16 Leading Scorer	J. Johnson (14.9 ppg)
2015-16 Leading Rebounder	J. Johnson (7.9 rpg)
2015-16 Leading Assists	C. McNeal (3.9 apg)

ALABAMA STATE HORNETS

2015-16 Record	14-17 (9-9 SWAC)
Ranking	NR
NCAA RPI	266
Last Game	W, 89-61 vs. Huntingdon (Exh.)
Head Coach	Lewis Jackson
Career Record	171-173 (12th season)
Record at School	Same
2015-16 Leading Scorer	J. Waters (15.9 ppg)
2015-16 Leading Rebounder	C. Butler (6.0 rpg)
2015-16 Leading Assists	J. Waters (4.4 apg)

WORKING CREDENTIALS: To request credentials, please contact Zach Greenwell, Associate Director of Media Relations, or Lance Dozier, WKU Media Relations Assistant. All requests should be made as early as possible and should be limited to working press only. Space on the E.A. Diddle Arena press row is limited, and a media/photo work room is available on the ground level just off the arena floor for credentialed media members.

Credentials will be screened and issued on a priority basis, with national publications, daily newspapers, wire services, originating radio and television networks, television tape crews and student newspapers from WKU and the visiting school receiving top priority. Requests from weekly newspapers, internet publications and radio stations that cover WKU and the visiting team will be honored on a space-available basis. Requests for credentials will be reviewed on a case-by-case, year-by-year basis.

The Athletic Communications/Media Relations office has the final authority on whether any individuals from any organization will be issued media credentials. Space will also be made available to professional scouts. Complimentary tickets are not provided to media. Spouses, dates, equipment carriers and non-working members of the media are restricted from press row, sidelines and interview areas.

MEDIA WILL CALL: Credentials may be picked up on gameday at Media Will Call at Entrance 2 of E.A. Diddle Arena. Please be mindful that parking is done by a list and parking passes will not be issued, so please request parking at the same time.

PHOTOGRAPHERS: Credentials for photographers will be issued on the basis of circulation, with priority granted to agencies covering the participating schools on a regular basis. Credentials will not be issued to freelance photographers unless they are employed by a reputable publication or the media relations office of the participating schools. Per NCAA rule, images or likeness of current student-athletes may not be sold, distributed or used for commercial purposes.

RADIO COVERAGE: Radio broadcast permission must be obtained in advance, along with press row reservations, from Zach Greenwell. WKU maintains

courtesy phone lines for schools who can provide reciprocal arrangements for the Hilltopper IMG Sports Network. Other arrangements for installation of broadcast lines, including ISDN lines, should be made well in advance with Greenwell and WKU Telecommunications.

BASELINE AREAS: Access to the baselines is reserved for photographers/videographers. When on the baselines, media must remain outside the team bench areas. This includes during pregame activities. With rare exceptions, a seat on press row will not be issued to media members shooting from the baselines, since a media/photo work room is easily accessible.

RECRUITS: Per NCAA rule, media are not permitted to have contact with a prospect or family members of a prospect during their visit (official or unofficial) to campus, including prospects in attendance at practice or games. Contact includes in-person conversations, phone calls, text messages, emails, social media, etc. Media are also asked to make every effort to keep distance from prospects on campus, including at practice, during pre-game activities on the sidelines and in the stands.

GAMEDAY SERVICES: Members of the media covering the game will be provided with pregame notes for both teams, a media guide and a flipcard. Statistics will be handed out at each media timeout, and a running play-by-play will also be provided following the game. WKU offers live stats for media members through StatBroadcast. Approximately 15 minutes following the completion of the game, a final statistical book will be available. The first run of books will be given directly to the visiting SID to allow for easy departure.

POSTGAME INTERVIEWS: For home games, head coach Rick Stansbury and select players will hold a postgame news conference with the media in the Paul Just Media Center at E.A. Diddle Arena. WKU Athletic Communications/Media Relations representatives will be available to assist in postgame interviews. Interviews with the visiting team can be coordinated with the visiting SID, unless it is predetermined that the visiting team will also come to the media room.

WEEKLY PRESS CONFERENCE: Head coach Rick Stansbury holds a press conference for credentialed media during the week when the team schedule allows, usually on a weekly basis. Select players may also be available at the weekly press conference.

CURRENT WKU STREAKS	
All Games	L1
Last Loss: 03/11/16 vs. Old Dominion	
At E.A. Diddle Arena	W3
Last Loss: 02/18/16 vs. Old Dominion	
On the Road	L1
Last Win: 02/25/16 at Middle Tennessee	
Neutral Sites	L1
Last Win: 03/10/16 vs. UAB	
vs. Ranked Opponents	L2
Last Win: 01/10/15 vs. #25 Old Dominion	
Nonconference (Home)	W9
Last Loss: 12/20/14 vs. #4 Louisville	
Nonconference (Road/Neutral)	W2
Last Loss: 11/25/15 vs. Duquesne	
Conference USA	W2
Last Loss: 02/27/16 at UAB	
Conference USA (Home)	W3
Last Loss: 02/18/16 vs. Old Dominion	
Conference USA (Road)	L1
Last Win: 02/25/16 at Middle Tennessee	
Games Allowing 75 or Fewer Points	0
Last: 03/03/16 vs. Southern Miss (60)	
Games with a 15-Point Scorer	7
Last Miss: 02/20/16 vs. Charlotte	
Games with an Even/Pos. Assist-to-TO Ratio	0
Last: 03/09/16 vs. North Texas (21/13)	
Games with a 3-Point FG	906
Last Miss: 03/13/87 vs. West Virginia	
When Scoring 80+ Points	W3
Last Loss: 02/13/16 vs. Marshall (93, OT)	
When Scoring 90+ Points	W1
Last Loss: 02/13/16 vs. Marshall (93, OT)	
When Scoring 100+ Points	W4
Last Loss: 01/29/04 vs. La.-Lafayette (110-102)	

2015-16 C-USA STANDINGS

	---C-USA---			--Overall--		
	W-L	PCT		W-L	PCT	
1. UAB	16-2	.889		26-5	.839	
2. Middle Tenn.	13-5	.722		21-9	.700	
3. LA Tech	12-6	.667		23-8	.742	
Old Dominion	12-6	.667		19-12	.613	
Marshall	12-6	.667		16-15	.516	
6. UTEP	10-8	.556		18-13	.581	
7. Charlotte	9-9	.500		13-18	.419	
8. WKU	8-10	.444		16-15	.516	
9. FIU	7-11	.389		13-18	.419	
Rice	7-11	.389		12-19	.387	
North Texas	7-11	.389		12-19	.387	
12. Southern Miss	5-13	.278		8-21	.276	
Florida Atlantic	5-13	.278		7-24	.226	
14. UTSA	3-15	.167		5-26	.161	

2016-17 C-USA PRESEASON

ALL-CONFERENCE USA TEAM

Erik McCree, LA Tech (Senior, F)
 Jon Elmore, Marshall (Junior, G)
 Ryan Taylor, Marshall (Senior, F)
 Giddy Potts, Middle Tennessee (Junior, G)
 Reggie Upshaw Jr., Middle Tennessee (Senior, F)
 Jeremy Combs, North Texas (Junior, F)
 Marcus Evans, Rice (Sophomore, G)
 Chris Cokley, UAB (Junior, F)
 William Lee, UAB (Junior, F)
Justin Johnson, WKU (Junior, F)

COACHES POLL (first-place votes)

1. UAB (10)	5. ODU	9. Rice	13. USM
2. MT (4)	6. UTEP	10. North Texas	14. UTSA
3. WKU	7. LA Tech	11. FIU	
4. Marshall	8. Charlotte	12. Florida Atlantic	

WKU IN 2015-16 C-USA STATISTICS

CATEGORY	TEAM	PLAYERS
Scoring Offense	6th (76.5)	Johnson (T-13th, 15.0)
Scoring Defense	9th (75.6)	--
Scoring Margin	8th (+0.9)	--
Free Throw %	7th (.698)	Cosby (3rd, .850)
Field Goal %	4th (.464)	Johnson (2nd, .606)
FG% Defense	8th (.452)	--
3-Point FG %	6th (.359)	Snipes (3rd, .429)
3-Pt. FG% Defense	11th (.382)	--
Reb. Offense	2nd (38.6)	Johnson (T-6th, 7.7)
Reb. Defense	2nd (33.5)	--
Reb. Margin	2nd (+5.2)	--
Blocked Shots	T-5th (4.1)	Lawson (4th, 2.0)
Assists	6th (13.5)	McNeal (7th, 3.9)
Steals	14th (4.7)	None Ranked
TO Margin	13th (-2.1)	--
A/TO Ratio	9th (1.0)	McNeal (5th, 2.0)
Offensive Rebs.	2nd (12.1)	Johnson (5th, 3.1)
Defensive Rebs.	6th (26.6)	Edmond (10th, 4.8)
Defensive Reb. %	5th (.714)	--
Offensive Reb. %	2nd (.346)	--
3-Point FG Made	11th (6.7)	Cosby (6th, 2.5)
Minutes Played	--	None Ranked

TEAM ROSTER

NO	NAME	POS	HT	WT	YR	EXP	HOMETOWN (PREVIOUS SCHOOL)
00	Jabari McGhee	F	6-7	205	r-So.	TR	Albany, Ga. (Univ. of Tennessee)
1	Tobias Howard	G	6-2	185	Fr.	HS	Lithonia, Ga. (DME Academy)
3	Damari Parris	G	6-0	160	Fr.	HS	Bowie, Md. (Evelyn Mack Academy)
5	Junior Lomomba	G	6-5	205	r-Sr.	TR	Montreal, Quebec (Providence)
12	Pancake Thomas	G	6-4	195	r-Sr.	FR	Baton Rouge, La. (Hartford)
14	Ben Lawson	F	7-1	235	Sr.	3L	Hitchin, England (Oaklands College)
15	Tyler Miller	G	6-4	185	Jr.	TR	Louisville, Ky. (Marshalltown Community College)
21	Marko Stajkovski	G	6-7	195	Fr.	HS	Novi Sad, Serbia (E-Gimnazija Novi Sad)
23	Justin Johnson	F	6-7	240	Jr.	2L	Hazard, Ky. (Perry County Central HS)
24	Willie Carmichael	F	6-8	210	r-So.	TR	Apopka, Fla. (Univ. of Tennessee)
32	Que Johnson	G	6-6	205	r-Sr.	TR	Pontiac, Mich. (Washington State)
42	Anton Waters	F	6-7	245	Sr.	1L	Baltimore, Md. (Gulf Coast State College)
43	Marty Leahy	G	6-5	210	Fr.	HS	Brisbane, Australia (Ipswich Grammar)
	Lamonte Bearden	G	6-3	160	Jr.	TR	Milwaukee, Wis. (University at Buffalo)

PRONUNCIATION GUIDE

NAME	PRONUNCIATION
Lamonte Bearden	luh-MAHN-tay
Marty Leahy	LAY
Junior Lomomba	luh-MOM-buh
Jabari McGhee	juh-BAR-ee
Damari Parris	duh-MAR-ee
Marko Stajkovski	sty-CAHV-ski
Shammond Williams	shuh-MOND
Quannas White	kuh-WAHN-us

COACHING AND SUPPORT STAFF

POSITION	NAME	ALMA MATER (YEAR)	YEAR IN ROLE
Head Coach	Rick Stansbury	Campbellsville (1981)	First Season
Assistant Coach	Chris Cheeks	VCU (1990)	First Season
Assistant Coach	Shammond Williams	North Carolina (1998)	First Season
Assistant Coach	Quannas White	Oklahoma (2003)	First Season
Director of Basketball Operations	Talvis Franklin	Mississippi State (2007)	First Season
Associate Director of Basketball Ops	Martin Cross	WKU (2015)	First Season
Video Coordinator	Mark Martin	Texas A&M (2012)	First Season
Academic Coordinator	William Monts	Clemson (2006)	First Season
Graduate Assistant Manager	Ben Hansbrough	Notre Dame (2011)	First Season
Strength and Conditioning Coach	Duane Hall	WKU (1996)	Third Season
Athletic Trainer	Mike Gaddie	Murray State (1992)	17th Season
Program Manager	Erien Watson	Mississippi State (2009)	First Season



Head Coach
Rick Stansbury



Assistant Coach
Chris Cheeks




Assistant Coach
Shammond Williams




Assistant Coach
Quannas White



Director of Ops
Talvis Franklin



Assoc. Dir. of Ops
Martin Cross



Video Coordinator
Mark Martin




Academic Coord.
William Monts



Grad. Ast. Manager
Ben Hansbrough



Strength Coach
Duane Hall



Athletic Trainer
Mike Gaddie



Program Manager
Erien Watson

THE LAST TIME OUT

Pancake Thomas hit a game-tying 3-pointer as time expired in the first extra period, and the WKU men's basketball team outlasted Kentucky Wesleyan for a 103-97 double overtime victory in exhibition play at E.A. Diddle Arena. With the Hilltoppers trailing 93-90 with 5.6 seconds left in the first overtime period, Thomas -- a graduate senior guard -- hit a turnaround 3-pointer falling down to keep the game going. Graduate senior guard Junior Lomomba scored a team-high 29 points for the Hilltoppers with six rebounds, while Thomas had 24 points, five assists and four rebounds. KWC's Ken-Jah Bosley scored 42 points with eight made 3s, but he was held scoreless in the second overtime.

NOTES ON THE PROGRAM

RECRUITING THE BLUEGRASS

The Hilltoppers hauled in their first piece in the 2017 recruiting class in the early signing period with the addition of three-star prospect Taveion Hollingsworth (6-2, Guard) via national letter of intent. Hollingsworth, an in-state product out of Paul Laurence Dunbar High School in Lexington, is a consensus three-star recruit across all outlets and is a front-runner for Kentucky's 2017 Mr. Basketball award. A proven winner with Bluegrass roots, Hollingsworth was named the KHSAA Sweet 16 MVP last year while leading Dunbar to a 33-6 record and its first state title.

NEW-LOOK ROSTER

WKU's 2016-17 roster, which has nine newcomers, represents seven states -- Florida, Georgia, Kentucky, Louisiana, Maryland, Michigan and Wisconsin -- as well as four other countries -- Australia, Canada, England and Serbia. With many new faces on the roster, WKU returns 31 percent of its scoring, 39 percent of its rebounding and 14 percent of its assists from the 2015-16 campaign.

POSTSEASON PLAY

WKU has advanced to the semifinals of its league tournament in 11 of the last 12 seasons, including a run to the 2016 Conference USA Tournament semifinals. The team is 21-5 with four championships in the last nine conference tournaments overall. WKU's 23 NCAA Tournament appearances are six more than the next closest Conference USA school (UTEP, 17), and one more than the eight league schools with the fewest appearances combined (LA Tech, 5; Marshall, 5; Rice, 4; North Texas, 3; Southern Miss, 3; FIU, 1; Florida Atlantic, 1; UTSA, 0).

PROGRAM PRESTIGE

Entering 2016-17, WKU ranks third in NCAA history in regular-season league titles (42), ninth in all-time winning percentage (.663) and is tied for 16th in all-time victories (1,737). WKU, Middle Tennessee and LA Tech are the only schools in Conference USA to win 20 or more games in at least three of the last four seasons. WKU's 43 20-win seasons are the seventh-most in NCAA history.

FRIENDLY CONFINES

WKU is 49-15 (.766) at E.A. Diddle Arena over the last four seasons after going 27-17 (.614) in the three seasons prior. The Hilltoppers are 573-162 all-time at Diddle Arena for a .780 winning percentage.

CONFERENCE USA PRESEASON

Justin Johnson was named to the 2016-17 Conference USA Men's Basketball Preseason All-Conference Team, while WKU was picked to finish third in the league. Johnson, a 6-foot-7 junior forward from Hazard, Ky., is WKU's first preseason all-conference selection since George Fant and T.J. Price both made the list in the Hilltoppers' inaugural season in C-USA in 2014-15. Third is the highest the Hilltoppers have been picked to finish as a team since they joined C-USA, and it's their highest projection overall since being tabbed to win the Sun Belt Conference before the 2013-14 campaign.

LASTING NBA LEGACY

Heading into the current NBA season, WKU had two players in the league -- the New York Knicks' Courtney Lee and the Indiana Pacers' Jeremy Evans. As of August 2016, WKU had as many or more current NBA players (2) than six schools each from the Big Ten, Big 12 and SEC, five programs from the ACC and three schools from the Pac-12. WKU is one of 10 teams from the Group of Five conferences with multiple NBA players. The Hilltoppers were the only Conference USA team with multiple NBA pros, and they had as many as the entire Mid-American Conference combined. They also had more NBA players than 11 teams in the Sun Belt, eight teams in the American Athletic Conference and seven teams in the Mountain West. WKU also had as many or more NBA

players than many high-level, non-FBS programs, including Butler, Davidson, Dayton, Providence, Seton Hall, Temple and Xavier.

NOTES ON THE SCHEDULE

CONFERENCE USA SLATE

Home games against six of the top seven finishers in C-USA last season highlight the conference slate. The Hilltoppers will play home-and-home series with four of the top five finishers in C-USA last season -- UAB, Middle Tennessee, Old Dominion and Marshall. The 18-game conference slate also includes a home-and-home series with Charlotte and single games against the other eight teams in the league.

NONCONFERENCE SCHEDULE

WKU welcomes Austin Peay, Ohio, North Carolina A&T, Alabama State and Jacksonville State to E.A. Diddle Arena in nonconference contests as the program enters a new era under Rick Stansbury. The Hilltoppers will be well-tested on the road with trips to regional rivals Belmont, Eastern Kentucky and Indiana State, as well as Saint Mary's (Calif.), Detroit and SEC foe Missouri. They will also play two games in the Global Sports Classic in Las Vegas, starting against Washington on the day after Thanksgiving. The Hilltoppers will then square off with either UNLV or TCU.

NOTES ON THE HILLTOPPERS

JUSTIN JOHNSON

Junior forward Justin Johnson led WKU with 14.9 points per game and 7.9 rebounds per game in 2015-16, becoming the first Hilltopper to lead the team in both categories since Derrick Gordon in 2011-12. Johnson shot 60.2 percent from the field last season, ranking second in Conference USA and 20th in the nation. He also ranked 14th in C-USA in scoring and sixth in rebounding. Johnson's 507 points last season were the seventh-most by a sophomore in WKU history, and the 41st 500-point season overall by a Hilltopper. He needs 344 points to reach 1,000 for his career.

BEN LAWSON

Senior forward Ben Lawson ranks fifth in WKU history with 128 career blocked shots. His 66 blocks in 2015-16 were the seventh-most in a season in Hilltopper history. Lawson joins Jeremy Evans, Elgrace Wilborn and Chris Marcus as Hilltoppers with at least 50 blocks in multiple seasons.

GRADUATE TRANSFERS

On a team in need of backcourt help, graduate transfer guards Que Johnson (Washington State), Junior Lomomba (Providence) and Pancake Thomas (Hartford) will provide valuable experience this year. The trio has played in 281 combined games and scored a combined 1,954 points over their college careers, while Lomomba helped the Friars to the NCAA Tournament the last two seasons. Thomas reached the NCAA Tournament in his first two seasons at New Mexico before transferring to Hartford.

TENNESSEE TRANSFERS

WKU adds the services of two transfers from the University of Tennessee, forwards Willie Carmichael and Jabari McGhee. Carmichael, who played in all 32 UT games as a freshman in 2014-15 and averaged three points and 2.3 rebounds in 14.8 minutes per game, will be eligible to start the 2016-17 season. McGhee will be eligible midway through the season.

LAMONTE BEARDEN

Buffalo transfer guard Lamonte Bearden will sit out this season, but he also offers WKU postseason experience. Bearden was a starter on the Bulls' NCAA Tournament teams the last two seasons.

NOTES ON THE COACHING STAFF

STANSBURY BACK AT THE HELM

Among the 40-plus Division I men's basketball coaching hires over the offseason, Rick Stansbury ranks fifth with 293 career Division I wins. Among those new Division I hires across the country, Stansbury is also tied for fifth in NCAA Tournament appearances with six. Among the new Division I hires with 10-plus years of head coaching experience at the D-I level, Stansbury's .638 career winning percentage ranks third. His percentage of seasons with an NCAA Tournament bid (.429) also ranks third on that list.

HOME-COURT ADVANTAGE

Stansbury's teams have been outstanding on their own turf, boasting a winning percentage at home of better than 80 percent during his 14 seasons at the helm at Mississippi State.

TOURNAMENT TIME

In Stansbury's 30 seasons as a head coach or assistant coach, his teams have gone to the postseason 18 times, with top-five seeds in the NCAA Tournament six times. The Bulldogs reached the postseason 11 times in Stansbury's 14 seasons as a head coach at Mississippi State.

CHAMPIONSHIP MINDSET

During Stansbury's final 10 years leading Mississippi State, only Kentucky won more SEC championships than his eight, and over his entire 14-year run at the helm, only Kentucky and Florida won more games. His 293 career victories are the 10th-most in SEC history.

ACADEMIC SUCCESS

During Stansbury's time as a head coach at Mississippi State, only Vanderbilt had a higher graduation rate in the SEC, and the Bulldogs were third in the SEC with 41 academic honorees in 14 years.

FILLING THE STANDS

Of the top 30 games for attendance in MSU history, 26 came during Stansbury's run as head coach, including all of the top 10.

FAMILY TRADITION

Stansbury's connection to The Hill goes back well before his hiring as head coach to his great uncle, Edgar B. Stansbury, a 1994 WKU Athletics Hall of Famer as a three-sport athlete (baseball, basketball, football), football assistant coach under W.L. "Gander" Terry, and Director of Athletics in 1946 after serving his country in World War II. The concourse inside E.A. Diddle Arena is named in E.B. Stansbury's honor.

ASSISTANTS' WINNING PEDIGREE

WKU's three assistants – Chris Cheeks (VCU), Shammond Williams (North Carolina) and Quannas White (Oklahoma) – reached a combined four Final Fours and scored 3,286 career points between them at the Division I level as players.

NUMBERS OF NOTE

WINS AGAINST RANKED TEAMS SINCE 1985-86

WKU has notched 11 wins against ranked opponents since the 1985-86 season, with three at E.A. Diddle Arena, three on the road and five at neutral sites.

WKU's Wins Against Ranked Opponents since 1985-86

- 12/07/85: (W) 71-58 vs. #19 Auburn at E.A. Diddle Arena
- 01/16/86: (W) 75-72 (OT) at #12 UAB
- 01/25/86: (W) 81-75 vs. #18 UAB at E.A. Diddle Arena
- 02/16/93: (W) 78-77 at #22 Louisville
- 03/08/93: (W) 72-63 vs. #13 New Orleans in SBC Tourn. in Biloxi, Miss.
- 03/20/93: (W) 72-68 vs. #6 Seton Hall in NCAA Tourn. in Orlando, Fla.
- 11/15/01: (W) 64-52 at #4 Kentucky
- 03/21/08: (W) 101-99 (OT) vs. #14 Drake in NCAA Tourn. in Tampa, Fla.
- 11/30/08: (W) 68-54 vs. #3 Louisville in Nashville, Tenn.
- 12/11/09: (W) 76-69 vs. #24 Vanderbilt in Nashville, Tenn.
- 01/10/15: (W) 72-65 vs. #25 Old Dominion at E.A. Diddle Arena

TOP E.A. DIDDLE ARENA ATTENDANCES SINCE 2002-03

Since the 2002-03 season, after E.A. Diddle Arena underwent its renovation to its current capacity of 7,326, the Hilltoppers have played in front of 16 home crowds of at least 7,000 people. A standing room only crowd of 7,598 was on-hand on Dec. 20, 2014, to see WKU face No. 4 Louisville, which became the largest non-conference crowd since the renovation, and 7,119 were at E.A. Diddle Arena for Senior Night on Feb. 28, 2015.

Games of At Least 7,000 at E.A. Diddle Arena since Capacity Went to 7,326

- 8,118 - 03/11/03 - W, 64-52 vs. Middle Tennessee - SBC Tournament
- 7,718 - 02/21/08 - L, 69-64 vs. South Alabama
- 7,598 - 12/20/14 - L, 76-67 vs. #4 Louisville
- 7,523 - 12/30/13 - L, 79-74 vs. Ole Miss
- 7,412 - 03/01/03 - W, 89-75 vs. Middle Tennessee

- 7,336 - 11/26/05 - L, 69-65 vs. Georgia
- 7,328 - 11/29/03 - L, 81-75 vs. Mississippi State
- 7,326 - 01/26/06 - W, 94-81 vs. Louisiana-Lafayette
- 7,326 - 02/18/06 - W, 79-58 vs. Northern Arizona
- 7,326 - 02/25/06 - W, 80-65 vs. FIU
- 7,326 - 12/22/10 - L, 114-82 vs. #25 Louisville
- 7,326 - 02/25/12 - W, 73-67 vs. Middle Tennessee
- 7,326 - 03/02/13 - L, 70-62 vs. Middle Tennessee
- 7,119 - 02/28/15 - W, 77-61 vs. FIU
- 7,117 - 02/21/09 - W, 79-66 vs. FIU
- 7,089 - 12/09/06 - L, 75-70 vs. Southern Illinois
- 7,086 - 12/02/08 - W, 67-63 vs. Georgia

CONFERENCE STARTS OF AT LEAST 5-0

WKU has started at least 5-0 in conference play 12 times, including 2014-15, and just three times since 1970. WKU began the 2014-15 Conference USA season 7-0 before losing at LA Tech on Jan. 29, its best conference start since 1969-70.

Best Starts to Conference Play

- 14-0 - 1969-70 Ohio Valley Conference*
- 14-0 - 1965-66 Ohio Valley Conference*
- 11-0 - 1966-67 Ohio Valley Conference
- 8-0 - 1949-50 Ohio Valley Conference*
- 8-0 - 1951-52 Ohio Valley Conference
- 7-0 - 1956-57 Ohio Valley Conference
- 7-0 - 1960-61 Ohio Valley Conference
- 7-0 - 2014-15 Conference USA**
- 6-0 - 1953-54 Ohio Valley Conference
- 5-0 - 1952-53 Ohio Valley Conference
- 5-0 - 1979-80 Ohio Valley Conference
- 5-0 - 1992-93 Sun Belt Conference

(*) finished undefeated

MISCELLANEOUS STATS

10+ POINT GAMES

	2015-16	CAREER
Justin Johnson	27	30
Ben Lawson	6	10
Anton Waters	3	3

20+ POINT GAMES

Justin Johnson	7	7
----------------	---	---

10+ REBOUND GAMES

Justin Johnson	10	10
Ben Lawson	3	3

DOUBLE-DOUBLES

Justin Johnson	10	10
----------------	----	----

GAMES LED WKU IN SCORING

Justin Johnson	13	14
----------------	----	----

GAMES LED WKU IN REBOUNDING

Justin Johnson	21	24
Ben Lawson	4	6
Anton Waters	2	2

GAMES LED WKU IN ASSISTS

Justin Johnson	2	3
Ben Lawson	0	1

GAMES LED WKU IN BLOCKED SHOTS

Ben Lawson	25	49
Justin Johnson	7	12
Anton Waters	5	5

GAMES LED WKU IN STEALS

Justin Johnson	8	11
Ben Lawson	4	8
Anton Waters	1	1

WKU BY SITUATION

CATEGORY	2013-14	2014-15	2015-16	2016-17	ALL
All games	20-12	20-12	18-16	0-0	58-40
Conference games	12-6	12-6	8-10	0-0	32-22
Nonconference games	8-6	8-6	10-6	0-0	26-18
Home	13-4	13-3	12-4	0-0	38-11
Away	7-7	5-8	3-9	0-0	15-24
Neutral site	0-1	2-1	3-3	0-0	5-5
Televised games	16-10	17-10	13-14	0-0	46-34
vs. Ranked opponents	0-2	1-1	0-2	0-0	1-5
vs. Unranked opponents	20-10	19-11	18-14	0-0	57-35
Winning the tip	8-3	8-6	12-7	0-0	28-16
Losing the tip	12-9	12-6	6-9	0-0	30-24
Scoring first	12-4	10-8	15-10	0-0	37-22
Opponent scores first	8-8	10-4	3-6	0-0	21-18
Leading at halftime	15-2	14-2	14-5	0-0	43-9
Trailing at halftime	4-10	3-9	4-10	0-0	11-29
Tied at halftime	1-0	3-1	0-1	0-0	4-2
Leading with 5:00 to play	14-2	15-2	17-6	0-0	46-10
Trailing with 5:00 to play	6-10	2-10	1-10	0-0	9-30
Tied with 5:00 to play	0-0	3-0	0-0	0-0	3-0
In overtime	1-1	3-0	2-3	0-0	6-4
Games decided by ≤3 pts.	6-1	3-3	2-5	0-0	11-9
Games decided by 4-10 pts.	10-6	10-5	9-6	0-0	29-17
Games decided by 11+ pts.	4-5	7-4	7-5	0-0	18-14
Shooting 50% or higher	4-1	2-1	10-1	0-0	16-3
Shooting 40-49%	13-2	15-6	7-11	0-0	35-19
Shooting less than 40%	3-9	3-5	1-4	0-0	7-18
Opp. shooting 50% or higher	2-3	0-3	2-9	0-0	4-15
Opp. shooting 40-49%	12-7	10-7	9-6	0-0	31-20
Opp. shooting less than 40%	6-2	10-2	7-1	0-0	23-5
Make more 3FG than opp.	11-9	14-4	4-4	0-0	29-17
Make fewer 3FG than opp.	7-3	4-4	8-12	0-0	19-19
3FG made are even	2-0	2-4	6-0	0-0	10-4
Attempt more FT than opp.	14-3	14-2	13-11	0-0	62-22
Attempt fewer FT than opp.	6-8	4-9	5-5	0-0	23-36
FT attempts are even	0-1	2-1	0-0	0-0	4-5
More rebounds than opp.	16-6	14-5	16-11	0-0	41-22
Fewer rebounds than opp.	2-5	5-7	2-5	0-0	9-17
Rebounds are even	2-1	1-0	0-0	0-0	3-1
More assists than opp.	11-4	18-3	13-1	0-0	42-8
Fewer assists than opp.	7-6	2-9	3-14	0-0	12-29
Assists are even	2-2	0-0	2-1	0-0	4-3
Commit more TOs than opp.	7-9	6-9	14-12	0-0	27-30
Commit fewer TOs than opp.	12-2	11-3	3-2	0-0	26-7
Turnovers are even	1-1	3-0	1-2	0-0	5-3
Scoring 100+ points	1-0	1-0	0-0	0-0	2-0
Scoring 90-99 points	0-0	0-0	3-1	0-0	3-1
Scoring 80-89 points	2-1	6-2	7-2	0-0	15-5
Scoring 70-79 points	7-3	8-0	5-7	0-0	20-10
Scoring 60-69 points	7-4	4-6	2-4	0-0	13-14
Scoring fewer than 60 points	3-4	1-4	1-2	0-0	5-10
Allowing 100+ points	0-0	0-0	0-0	0-0	0-0
Allowing 90-99 points	0-0	0-1	1-5	0-0	1-6
Allowing 80-89 points	0-2	2-1	2-5	0-0	4-8
Allowing 70-79 points	6-8	3-6	8-3	0-0	17-17
Allowing 60-69 points	7-2	9-3	6-2	0-0	22-7
Allowing fewer than 60 pts.	7-0	6-1	1-1	0-0	14-2
Following a win	11-9	13-7	6-12	0-0	30-28
Following a loss	9-3	7-5	12-4	0-0	28-12
More bench points than opp.	14-10	10-3	15-12	0-0	39-25
Fewer bench pts. than opp.	6-2	10-9	3-4	0-0	19-15
Bench points are even	0-0	0-0	0-0	0-0	0-0
in November	4-2	2-3	3-3	0-0	9-8
in December	4-3	5-2	5-2	0-0	14-7
in January	6-2	8-1	3-6	0-0	17-9
in February	5-2	3-4	3-4	0-0	11-10
in March	1-3	2-2	4-1	0-0	7-6
on Monday	0-3	1-0	1-1	0-0	2-4
on Tuesday	0-2	0-2	3-0	0-0	3-4
on Wednesday	1-0	3-0	2-2	0-0	6-2
on Thursday	7-2	7-3	5-4	0-0	19-9
on Friday	0-0	0-0	0-1	0-0	0-1
on Saturday	12-5	8-6	6-7	0-0	26-18
on Sunday	0-0	1-1	1-1	0-0	2-2

THE LAST TIME IT HAPPENED

A WKU TEAM:

Was ranked	2007-08
Final Associated Press Poll (No. 22)	
Received votes in a national poll	11/13/09
Associated Press Preseason Top 25	
Played a ranked team	12/19/15
(L) 79-56 at #16 Louisville	
Beat a ranked team	01/10/15
(W) 72-65 vs. #25 Old Dominion	
Won 10+ straight	01/10/08 - 02/16/08 (11)
Won 15+ straight	01/03/02 - 03/05/02 (15)
Won 20+ straight	12/03/66 - 02/20/67 (21)
Lost 5+ straight	12/31/11 - 01/15/12 (5)
Scored 100 pts	12/29/14
(W) 104-62 vs. Alice Lloyd (Ky.) College	
Scored 100 pts on the road	02/22/01
(W) 100-60 at Arkansas State	
Scored 100 pts and lost	01/29/04
(L) 110-102 vs. Louisiana-Lafayette	
Allowed 100 pts	12/22/10
(L) 114-82 vs. #25 Louisville	
Allowed 100 pts at home	12/22/10
(L) 114-82 vs. #25 Louisville	
Allowed 100 pts and won	12/03/73
(W) 102-100 at Arkansas	
Scored fewer than 50 pts	11/12/13
(L) 66-49 at #16 Wichita State	
Allowed fewer than 50 pts	12/27/14
(W) 89-42 vs. Brescia (Ky.)	
Back-to-back 20-point wins	2010
11/12/10 • (W) 98-70 at Saint Joseph's	
11/15/10 • (W) 83-61 vs. Alabama A&M	
30-point win	12/28/13
(W) 103-65 vs. Brescia (Ky.)	
Back-to-back 30-point wins	2001
12/15/01 • (W) 103-40 vs. West Alabama	
12/19/01 • (W) 95-61 vs. Creighton	
40-point win	12/29/14
(W) 104-62 vs. Alice Lloyd (Ky.) College	
Back-to-back 40-point wins	2014
12/27/14 • (W) 89-42 vs. Brescia (Ky.)	
12/29/14 • (W) 104-62 vs. Alice Lloyd (Ky.) College	
50-point win	01/03/04
(W) 107-52 vs. Kentucky State	
60-point win	12/15/01
(W) 103-40 vs. West Alabama	
30-point loss	12/05/15
(L) 95-64 at #12/18 Xavier	
Played in OT game	03/05/16
(W) 96-90 (OT) vs. LA Tech	
Played in a 2OT game	01/18/14
(W) 82-77 (2OT) vs. Arkansas State	
Played in a 3OT game	01/19/84
(L) 76-74 (3OT) vs. Jacksonville	
Played in back-to-back OT games	2016
02/06/16 • (L) 93-89 (OT) at UTEP	
02/13/16 • (L) 96-93 (OT) vs. Marshall	
Won on "last second" shot	02/08/14
(W) 79-78 at UALR	
Trency Jackson hit a 28-footer with 0:00.0 left in regulation	
Lost on "last second" shot	03/21/09
(L) 83-81 in NCAA Tournament vs. #10 Gonzaga	
Demetri Goodson hit 6-footer at 0:00.9	
Had 5 players in double figures	03/10/16
(W) 88-77 vs. UAB	
Had 6 players in double figures	01/29/05
(W) 77-75 at New Mexico State	
Had 7 players in double figures	11/24/01
(W) 101-77 vs. Murray State	
Had 8 players in double figures	12/08/93
(W) 129-91 vs. North Florida	
Had 2 double-figure rebounders	02/06/16
Fredrick Edmond (14) and Justin Johnson (12) at UTEP	

Had two 20-point scorers	02/06/16
Fredrick Edmond (24) and Aaron Cosby (22) at UTEP	
Had three 20-point scorers	11/13/07
(W) 88-67 vs. Kentucky Wesleyan	
Had 10+ 3FGs	03/11/16
10-of-24 3FG vs. Old Dominion	
Held opponent under 35.0% shooting	11/24/15
30.7% (23-for-75) vs. Central Michigan	
Committed fewer than 10 TOs	03/11/16
4 vs. Old Dominion	
Committed fewer than 5 TOs	03/11/16
4 vs. Old Dominion	
Committed 25+ TOs	11/18/14
25 at Minnesota	
Forced 25+ TOs	11/10/12
26 at Southern Miss	
Shot 60% from the field	11/12/10
60.9% at St. Joseph's	
Shot 70% from the field	02/24/84
71.1% vs. UAB	
Shot 90% from FT line (min. 10)	01/23/16
93.3% (14-of-15) at Charlotte	

A WKU INDIVIDUAL:

Scored 25 pts	03/05/16
Aaron Cosby (34) vs. LA Tech	
Scored 30 pts	03/05/16
Aaron Cosby (34) vs. LA Tech	
Scored 40 pts	01/29/04
Anthony Winchester (40) vs. Louisiana-Lafayette	
Scored 50 pts	01/30/65
Clem Haskins (55) vs. Middle Tennessee	
Had 15 rebounds	11/14/15
Justin Johnson (15) vs. Campbellsville (Ky.)	
Had 20 rebounds	11/25/00
Chris Marcus (21) vs. Tennessee State	
Had 25 rebounds	03/07/72
Granville Bunton (27) at Morehead State	
Had 20 pts and 10 rebs	02/06/16
Fredrick Edmond (24 pts, 14 rebs) and Justin Johnson (15 pts, 12 rebs) at UTEP	
Had 10 assists	02/24/11
Jamal Crook (10) vs. FIU	
Had 5 blocks	01/09/16
Ben Lawson (5) vs. Florida Atlantic	
Had 5 steals	12/28/15
Marlon Hunter (6) vs. Brescia (Ky.)	
Had a double-double	03/10/16
Justin Johnson (14 pts, 15 rebs) vs. UAB	
Two players had a double-double	02/06/16
Fredrick Edmond (24 pts, 14 rebs) and Justin Johnson (15 pts, 12 rebs) at UTEP	
Had a triple-double	01/01/09
Orlando Mendez-Valdez (18 pts, 12 asts, 10 rebs) vs. Troy	

AN OPPOSING INDIVIDUAL:

Scored 30 pts	03/13/16
Trey Freeman, Old Dominion (42)	
Scored 40 pts	03/13/16
Trey Freeman, Old Dominion (42)	
Had 15 rebounds	11/21/15
Jameel Warney, Stony Brook (16)	
Had 20 rebounds	12/07/03
Cuthbert Victor, Murray State (20)	
Had 20 pts and 10 rebs	02/06/16
Lee Moore, UTEP (23 pts, 11 rebs)	
Had 10 assists	02/13/16
Jon Elmore, Marshall (10)	
Had a double-double	03/11/16
Brandan Stith, Old Dominion (14 pts, 13 rebs)	



HEAD COACH RICK STANSBURY

CAREER RECORD: 293-166 (15TH SEASON)

RECORD AT WKU: FIRST SEASON

With 293 career wins and 11 postseason trips as a head coach to his credit, Rick Stansbury is the 15th head men's basketball coach at Western Kentucky University.

Stansbury, a Battletown, Ky., native and Campbellsville University Class of 2003 Hall of Famer, came to The Hill following two years at 2015-16 Southeastern Conference regular season champion Texas A&M, which included a run to the 2016 NCAA Sweet 16. In his 30 seasons as a head coach or an assistant coach, Stansbury's teams have gone to the postseason 18 times, with Top 5 seeds in the NCAA Tournament in 2016 (3), 2004 (2), 2003 (5), 2002 (3), 1996 (5) and 1995 (5) and in the NIT in 2012 (4), 2010 (1), and 2007 (1).

The veteran head coach made his name over a 22-year run at Mississippi State, including the final 14 as head coach (1999-2012), where he compiled a career record of 293-166 (.638), led the Bulldogs to the postseason 11 times – with six NCAA appearances – and became Mississippi State's all-time wins leader in the process.

In his two seasons in College Station, working for head coach Billy Kennedy, Stansbury helped the Aggie coaching staff sign a consensus top-10 recruiting class, a class regarded as one of the best in school history, in 2015. This past season, with Stansbury serving as associate head coach, the Aggies set a school record for wins with 28 after a 21-12 campaign and third place SEC finish in his first season. Texas A&M's run to the Sweet 16 was the deepest the Aggies have advanced in the tournament in program history.

During Stansbury's final 10 years leading Mississippi State, only Kentucky won more SEC championships than his eight, and over his entire 14-year run at the helm, only Kentucky and Florida won more games. His 293 career victories are the 10th-most in SEC history. The Bulldogs won the SEC tournament in 2002 and 2009, the overall SEC championship in 2004 and dominated the league's Western Division during Stansbury's tenure, winning the side in 2003, 2004, 2007, 2008 and 2010.

His teams were also postseason regulars, appearing in the NCAA Tournament or NIT 11 of his 14 seasons as MSU's head coach including trips to the NCAA Tournament in four consecutive seasons (2002-2005) and consecutive appearances in 2008 and 2009 with NIT trips in 1999, 2001, 2007, 2010 and 2012. Including his time as an assistant, Mississippi State went to the postseason 15 times in 22 seasons.

Seven Bulldogs earned All-America honors, 23 were named All-SEC (11 first teamers), and he posted 20 or more wins in 10 seasons during his 14-year run as head coach. Prior to Stansbury taking over as head coach, MSU had just seven postseason tournament appearances and won at least 20 games just seven times in the school's previous 86 years of basketball competition.

Stansbury is, in every essence of the word, a winner.

THE STANSBURY FILE

PERSONAL

Born: Dec. 23, 1959

Hometown: Battletown, Ky.

Wife: Meo **Children:** Isaac, Noah, Luke

COACHING CAREER

1981-82: Campbellsville (student assistant)

1983-84: Cumberland (graduate assistant)

1985-90: Austin Peay (assistant coach)

1990-94: Mississippi State (assistant coach)

1994-98: Mississippi State (assoc. head coach)

1998-2012: Mississippi State (head coach)

2014-15: Texas A&M (assistant coach)

2015-16: Texas A&M (associate head coach)

2016-17: WKU (head coach)

Off the court, Stansbury's program graduated players at a rate never before seen at Mississippi State. Over his time as head coach, only Vanderbilt had a higher graduation rate in the SEC, and the Bulldogs were third in the SEC with 41 academic honorees in 14 years. Fans also came out in droves in Starkville to watch Stansbury's Bulldogs play. Of the Top 30 most attended games in MSU history, 26 came during Stansbury's run as head coach, including all of the Top 10. He was the only coach in MSU history to average more than 10,000 fans per game in SEC play (2003-04/10,209), and his Bulldogs played in front of an average of over 7,000 fans per night in six of his 14 seasons as head coach.

Stansbury also brings to The Hill a national reputation of success as evidenced by his 2004 SEC Associated Press Coach of the Year, finalist for National Coach of the Year, and District 17 NABC Coach of the Year awards. During the 2003-04 season, Stansbury's Bulldogs ranked as high as No. 4 in the AP poll and finished No. 8 that year, their third consecutive Top 25 finish in the final AP poll. As a recruiter, Stansbury is no stranger to sending players to the NBA ranks. Since 1996, Stansbury has nine lottery picks including the 5th overall pick in the 1999 Draft, Jonathan Bender (Toronto), the 10th overall pick in the 1996 Draft, Erick Dampier (Indiana), and Parade All-American and 2005's 40th overall pick, Monta Ellis (Golden State). Over a nine-year period in Starkville (2003-11), Stansbury signed five different top-20 recruiting classes. His 2005 class was rated the sixth-best nationally by Rivals.com while his final class in the spring of 2011 was No. 12 nationally by the outlet. The Class of 2015 at Texas A&M was rated No. 8 nationally by Rivals.com.

Before going to Starkville, Stansbury spent six seasons as an assistant at Austin Peay State University in Clarksville, Tenn. Working alongside the late Lake Kelly, APSU recorded three consecutive winning seasons including an Ohio Valley Conference tournament championship and NCAA Tournament second-round berth in 1986-87.

His 16-year career as an assistant prior to the MSU head coaching post began at his alma mater,

CAREER RECORD BY OPPONENT 2016-17 OPPONENTS IN BOLD>

TEAM	W-L	PCT
AKRON	0-2	.000
ALABAMA	16-14	.533
ALABAMA A&M	4-0	1.000
UAB	2-0	1.000
ALABAMA STATE	3-0	1.000
APPALACHIAN STATE	1-0	1.000
ARIZONA	2-1	.667
ARKANSAS	16-14	.533
ARKANSAS-LITTLE ROCK	3-0	1.000
ARKANSAS-PINE BLUFF	2-0	1.000
ARKANSAS STATE	2-0	1.000
AUBURN	16-12	.571
BAYLOR	0-1	.000
BELMONT	1-0	1.000
BETHUNE-COOKMAN	1-0	1.000
BIRMINGHAM-SOUTHERN	1-0	1.000
BRADLEY	1-0	1.000
BUTLER	0-1	.000
CALIFORNIA	0-1	.000
CENTENARY	4-0	1.000
CHARLOTTE	2-1	.667
CHATTANOOGA	1-0	1.000
CINCINNATI	0-2	.000
CLEMSON	0-2	.000
COLORADO STATE	0-1	.000
DEPAUL	1-0	1.000
DETROIT	2-0	1.000
DUKE	0-1	.000
EAST TENNESSEE STATE	0-1	.000
EASTERN KENTUCKY	2-0	1.000
FAIRFIELD	1-0	1.000
FAIRLEIGH DICKINSON	1-0	1.000
FLORIDA	8-9	.471
FLORIDA A&M	2-0	1.000
FLORIDA ATLANTIC	1-1	.500
FLORIDA STATE	1-1	.500
GEORGE MASON	1-1	.500
GEORGIA	9-9	.500
GEORGIA STATE	2-0	1.000
HAWAII	0-1	.000
HOLY CROSS	1-0	1.000
HOUSTON	2-0	1.000
IDAHO	1-0	1.000
ILLINOIS-CHICAGO	1-0	1.000
JACKSON STATE	2-0	1.000
JACKSONVILLE	1-0	1.000
JACKSONVILLE STATE	4-0	1.000
KENTUCKY	4-13	.235
LAFAYETTE	1-0	1.000
LIBERTY	1-0	1.000
LOUISIANA-LAFAYETTE	3-2	.600
LOUISIANA-MONROE	4-0	1.000
LSU	18-13	.581
LOUISIANA TECH	3-0	1.000
LOYOLA MARYMOUNT	2-0	1.000
MASSACHUSETTS	0-1	.000
MCNEESE STATE	5-0	1.000
MEMPHIS	0-1	.000
MIAMI (FLA.)	1-1	.500
MIAMI-OHIO	0-1	.000
MISSISSIPPI VALLEY STATE	3-0	1.000
MISSOURI	1-1	.500
MISSOURI-KANSAS CITY	1-0	1.000
MONMOUTH	1-0	1.000
MONTANA STATE	1-1	.500
MURRAY STATE	1-0	1.000
NEW ORLEANS	4-0	1.000
NICHOLLS STATE	5-0	1.000
NORTHWESTERN	1-0	1.000
NORTHWESTERN STATE	2-1	.667
NORTH ALABAMA	1-0	1.000
NORTH CAROLINA	0-1	.000
NORTH CAROLINA A&T	1-0	1.000
NORTH TEXAS	1-0	1.000
OKLAHOMA	1-0	1.000
OLE MISS	21-8	.724

CAREER RECORD BY OPPONENT

2016-17 OPPONENTS IN BOLD>

TEAM	W-L	PCT
OLD DOMINION	1-0	1.000
OREGON	1-0	1.000
PITTSBURGH	1-0	1.000
RICHMOND	2-2	.500
RIDER	0-1	.000
RUTGERS	0-1	.000
SAINT MARY'S (CALIF.)	1-1	.500
SAM HOUSTON STATE	1-0	1.000
SAN DIEGO	2-1	.667
SANTA CLARA	2-0	1.000
SOUTH ALABAMA	7-1	.875
SOUTH CAROLINA	12-5	.706
SOUTH CAROLINA STATE	1-0	1.000
SOUTHEASTERN LOUISIANA	5-1	.833
SOUTHERN ILLINOIS	0-1	.000
SOUTHERN MISSISSIPPI	1-0	1.000
STANFORD	1-1	.500
ST. BONAVENTURE	2-0	1.000
SYRACUSE	0-1	.000
TENNESSEE	7-9	.438
TENNESSEE-MARTIN	4-0	1.000
TENNESSEE STATE	1-0	1.000
TEXAS	0-2	.000
TEXAS A&M	1-0	1.000
TEXAS A&M-CORPUS CHRISTI	2-0	1.000
TEXAS-PAN AMERICAN	1-0	1.000
TEXAS TECH	0-1	.000
TROY	3-0	1.000
TULANE	3-0	1.000
TULSA	0-1	.000
UC IRVINE	1-0	1.000
UCLA	1-0	1.000
UTAH STATE	1-0	1.000
VALPARAISO	0-1	.000
VANDERBILT	11-8	.579
VIRGINIA TECH	1-1	.500
WASHINGTON	0-1	.000
WASHINGTON STATE	0-2	.000
WEST VIRGINIA	1-1	.500
WESTERN KENTUCKY	3-1	.750
WINTHROP	0-1	.000
WRIGHT STATE	1-0	1.000
XAVIER	3-1	.750
TOTALS	293-166	.638

Campbellsville, during the 1981-82 season as he worked toward earning a double major in business and physical education. He then moved on to work for Randy Vernon at Cumberland in Williamsburg where he earned his master's in Business Education. In 1983-84, the team went 31-5 and earned a second-round appearance in the NAIA Tournament. In October 1999, Stansbury was honored by the Campbellsville Alumni Association as a proud recipient of the school's Distinguished Alumni Award.

Stansbury's connection to The Hill goes back well before his hiring as head coach to his great uncle, Edgar B. Stansbury, a 1994 WKU Athletics Hall of Famer as a three-sport athlete (baseball, basketball, football), football assistant coach under W.L. "Gander" Terry, and Director of Athletics in 1946 after serving his country in World War II. The concourse inside E.A. Diddle Arena is named in E.B. Stansbury's honor.

STANSBURY'S NBA DRAFT PICKS

Erick Dampier* - 1996 - 10th (Indiana Pacers)
Dontae' Jones* - 1996 - 21st (New York Knicks)
Tyrone Washington - 1999 - 44th (Rockets)
Mario Austin - 2003 - 36th (Chicago Bulls)
Derrick Zimmerman - 2003 - 40th (Golden State)
Lawrence Roberts - 2005 - 55th (SuperSonics)
Jarvis Varnado - 2010 - 41st (Miami Heat)
Arnett Moultrie - 2012 - 27th (Miami Heat)

* As Mississippi State assistant

Stansbury is married to the former Meo Mellen of Roanoke, Va. The couple has three sons, Isaac, Noah and Luke.



HEAD COACHING RECORD

1998-99: Mississippi State.....	20-13^
1999-00: Mississippi State.....	14-16
2000-01: Mississippi State.....	18-13^
2001-02: Mississippi State.....	27-8*#
2002-03: Mississippi State.....	21-10*%
2003-04: Mississippi State.....	26-4*%
2004-05: Mississippi State.....	23-11*
2005-06: Mississippi State.....	15-15
2006-07: Mississippi State.....	21-14^%
2007-08: Mississippi State.....	23-11*%
2008-09: Mississippi State.....	23-13*#
2009-10: Mississippi State.....	24-12^%
2010-11: Mississippi State.....	17-14
2011-12: Mississippi State.....	21-12^

14 SEASONS

293-166 (.638)

(*) NCAA Tournament appearance

(^) NIT appearance

(#) SEC Tournament champions

(%) SEC Western Conference champions

STANSBURY'S COACHING ACCOLADES

CHAMPIONSHIPS

- **SEC WESTERN CONFERENCE CHAMPIONSHIPS** (2003, 2004, 2007, 2008, 2010)
- **SEC TOURNAMENT CHAMPIONS** (2002, 2009)
- **OVERALL SEC CHAMPION** (2004)

POSTSEASON EXPERIENCE AS HEAD COACH

- **NCAA** (2002, 2003, 2004, 2005, 2008, 2009)
- **NIT** (1999, 2001, 2007, 2010, 2012)

AS ASSISTANT

- **NCAA** (1987, 1991, 1995 - SWEET 16, 1996 - FINAL FOUR, 2016 - SWEET 16)
- **NIT** (1990, 1994)

AWARDS

- **SEC COACH OF THE YEAR** (2004)
- **DISTRICT 17 NABC COACH OF THE YEAR** (2004)



#1 TOBIAS HOWARD

FRESHMAN | GUARD | 6-2 | 185 | HS
LITHONIA, GA. (DME ACADEMY)

Opp.	GS	Min	FG	A	Pct	3FG	A	Pct	FT	A	Pct	O	D	T	PF	FO	A	TO	B	S	Pts
ALABAMA STATE																					
JACKSONVILLE ST.																					
at Belmont																					
NC A&T																					
vs. Washington																					
vs. TCU/UNLV																					
at Eastern Ky.																					
at Missouri																					
at Indiana State																					
at Saint Mary's																					
at Detroit																					
OHIO																					
AUSTIN PEAY																					
at Fla. Atlantic																					
at FIU																					
CHARLOTTE																					
OLD DOMINION																					
at UAB																					
at Middle Tenn.																					
at Marshall																					
UTEP																					
UTSA																					
at LA Tech																					
at Southern Miss																					
MARSHALL																					
MIDDLE TENN.																					
UAB																					
at Charlotte																					
at Old Dominion																					
NORTH TEXAS																					
RICE																					

SEASON/CAREER HIGHS AT WKU

POINTS	
Season	0
Career	0
REBOUNDS	
Season	0
Career	0
FIELD GOALS	
Season	0
Career	0
FIELD GOALS ATTEMPTED	
Season	0
Career	0
THREE-POINT FIELD GOALS	
Season	0
Career	0
THREE-POINT FIELD GOALS ATTEMPTED	
Season	0
Career	0
FREE THROWS	
Season	0
Career	0
FREE THROWS ATTEMPTED	
Season	0
Career	0
ASSISTS	
Season	0
Career	0
BLOCKED SHOTS	
Season	0
Career	0
STEALS	
Season	0
Career	0
MINUTES PLAYED	
Season	0
Career	0

QUICK-HITTERS

- Played fifth prep year at DME Academy in Daytona Beach, Fla., during the 2015-16 season
- Averaged 14.6 points, 4.9 rebounds and 2.8 assists per game for DME Academy, shooting 57.9 percent from 3-point range and 89.4 percent from the free-throw line

CAREER STATISTICS

Year	GP	GS	Min	Avg	FG	FGA	Pct	3FG	FGA	Pct	FT	FTA	Pct	Off	Def	Tot	Avg	PF	FO	Ast	TO	Blk	Stl	Pts	Avg
2016-17																									
TOTAL																									



#3 DAMARI PARRIS
FRESHMAN | GUARD | 6-0 | 160 | HS
BOWIE, MD. (EVELYN MACK ACADEMY)

Opp.	GS	Min	FG	A	Pct	3FG	A	Pct	FT	A	Pct	O	D	T	PF	FO	A	TO	B	S	Pts
ALABAMA STATE																					
JACKSONVILLE ST.																					
at Belmont																					
NC A&T																					
vs. Washington																					
vs. TCU/UNLV																					
at Eastern Ky.																					
at Missouri																					
at Indiana State																					
at Saint Mary's																					
at Detroit																					
OHIO																					
AUSTIN PEAY																					
at Fla. Atlantic																					
at FIU																					
CHARLOTTE																					
OLD DOMINION																					
at UAB																					
at Middle Tenn.																					
at Marshall																					
UTEP																					
UTSA																					
at LA Tech																					
at Southern Miss																					
MARSHALL																					
MIDDLE TENN.																					
UAB																					
at Charlotte																					
at Old Dominion																					
NORTH TEXAS																					
RICE																					

SEASON/CAREER HIGHS AT WKU

POINTS	
Season	0
Career	0
REBOUNDS	
Season	0
Career	0
FIELD GOALS	
Season	0
Career	0
FIELD GOALS ATTEMPTED	
Season	0
Career	0
THREE-POINT FIELD GOALS	
Season	0
Career	0
THREE-POINT FIELD GOALS ATTEMPTED	
Season	0
Career	0
FREE THROWS	
Season	0
Career	0
FREE THROWS ATTEMPTED	
Season	0
Career	0
ASSISTS	
Season	0
Career	0
BLOCKED SHOTS	
Season	0
Career	0
STEALS	
Season	0
Career	0
MINUTES PLAYED	
Season	0
Career	0

QUICK-HITTERS

- Averaged 25 points and six assists as a senior at Evelyn Mack Academy in Charlotte, N.C.
- Scored 38 points against Oak Hill Academy, 34 points against Hargrave Military Academy, 34 points against 22ft Academy and 26 points against Huntington Prep Academy

CAREER STATISTICS

Year	GP	GS	Min	Avg	FG	FGA	Pct	3FG	FGA	Pct	FT	FTA	Pct	Off	Def	Tot	Avg	PF	FO	Ast	TO	Blk	Stl	Pts	Avg
2016-17																									
TOTAL																									



#5 JUNIOR LOMOMBA
RS-SENIOR | GUARD | 6-5 | 205 | TR
MONTREAL, QUEBEC, CANADA (PROVIDENCE)

Opp.	GS	Min	FG	A	Pct	3FG	A	Pct	FT	A	Pct	O	D	T	PF	FO	A	TO	B	S	Pts
ALABAMA STATE																					
JACKSONVILLE ST.																					
at Belmont																					
NC A&T																					
vs. Washington																					
vs. TCU/UNLV																					
at Eastern Ky.																					
at Missouri																					
at Indiana State																					
at Saint Mary's																					
at Detroit																					
OHIO																					
AUSTIN PEAY																					
at Fla. Atlantic																					
at FIU																					
CHARLOTTE																					
OLD DOMINION																					
at UAB																					
at Middle Tenn.																					
at Marshall																					
UTEP																					
UTSA																					
at LA Tech																					
at Southern Miss																					
MARSHALL																					
MIDDLE TENN.																					
UAB																					
at Charlotte																					
at Old Dominion																					
NORTH TEXAS																					
RICE																					

SEASON/CAREER HIGHS AT WKU

POINTS	
Season	0
Career	0
REBOUNDS	
Season	0
Career	0
FIELD GOALS	
Season	0
Career	0
FIELD GOALS ATTEMPTED	
Season	0
Career	0
THREE-POINT FIELD GOALS	
Season	0
Career	0
THREE-POINT FIELD GOALS ATTEMPTED	
Season	0
Career	0
FREE THROWS	
Season	0
Career	0
FREE THROWS ATTEMPTED	
Season	0
Career	0
ASSISTS	
Season	0
Career	0
BLOCKED SHOTS	
Season	0
Career	0
STEALS	
Season	0
Career	0
MINUTES PLAYED	
Season	0
Career	0

QUICK-HITTERS

- Reached NCAA Tournament last two seasons with Providence, starting 34 games in 2015-16
- Graduated in 2016 and is enrolled in graduate school at WKU studying intercollegiate athletic administration
- Won two state titles as a prep player at Madison (Wis.) Memorial High School
- Originally from Montreal, Quebec, Canada, and speaks French

CAREER STATISTICS

Year	GP	GS	Min	Avg	FG	FGA	Pct	3FG	FGA	Pct	FT	FTA	Pct	Off	Def	Tot	Avg	PF	FO	Ast	TO	Blk	Stl	Pts	Avg
CLEVELAND STATE																									
2012-13	25	3	462	18.5	39	121	.322	12	33	.364	55	80	.688	23	35	58	2.3	43	1	31	40	1	20	145	5.8
PROVIDENCE																									
2013-14	Sat out per NCAA transfer rules																								
2014-15	31	13	344	11.1	15	46	.326	2	11	.182	21	32	.656	11	26	37	1.2	27	0	13	13	1	8	53	1.7
2015-16	35	34	855	24.4	63	156	.404	15	47	.319	43	64	.672	28	60	88	2.5	63	0	68	44	1	13	184	5.3
WKU																									
2016-17																									
TOTAL	91	50	1,661	18.3	117	323	.362	29	91	.319	119	176	.676	62	121	183	2.0	133	1	112	97	3	41	382	4.2



#12 PANCAKE THOMAS

RS- SENIOR | GUARD | 6-4 | 195 | TR

BATON ROUGE, LA. (HARTFORD)

Opp.	GS	Min	FG	A	Pct	3FG	A	Pct	FT	A	Pct	O	D	T	PF	FO	A	TO	B	S	Pts
ALABAMA STATE																					
JACKSONVILLE ST.																					
at Belmont																					
NC A&T																					
vs. Washington																					
vs. TCU/UNLV																					
at Eastern Ky.																					
at Missouri																					
at Indiana State																					
at Saint Mary's																					
at Detroit																					
OHIO																					
AUSTIN PEAY																					
at Fla. Atlantic																					
at FIU																					
CHARLOTTE																					
OLD DOMINION																					
at UAB																					
at Middle Tenn.																					
at Marshall																					
UTEP																					
UTSA																					
at LA Tech																					
at Southern Miss																					
MARSHALL																					
MIDDLE TENN.																					
UAB																					
at Charlotte																					
at Old Dominion																					
NORTH TEXAS																					
RICE																					

SEASON/CAREER HIGHS AT WKU

POINTS

Season0

Career0

REBOUNDS

Season0

Career0

FIELD GOALS

Season0

Career0

FIELD GOALS ATTEMPTED

Season0

Career0

THREE-POINT FIELD GOALS

Season0

Career0

THREE-POINT FIELD GOALS ATTEMPTED

Season0

Career0

FREE THROWS

Season0

Career0

FREE THROWS ATTEMPTED

Season0

Career0

ASSISTS

Season0

Career0

BLOCKED SHOTS

Season0

Career0

STEALS

Season0

Career0

MINUTES PLAYED


Season0

Career0

QUICK-HITTERS

- Graduated in 2016 and is enrolled in graduate school at WKU studying intercollegiate athletic administration
- Averaged 18.9 points, 6.4 rebounds, and 2.8 assists last season at Hartford
- Only player in the America East to finish in the league's top 10 in points, rebounds, assists and steals last season
- Reached NCAA Tournament in first two seasons at New Mexico
- Won Louisiana state title as senior at Scotlandville Magnet School in Baton Rouge, La.
- Real first name is "Cleveland" and was nicknamed "Pancake" as a child by his grandmother

CAREER STATISTICS																						
Year	GP	GS	Min	Avg	FG	FGA	Pct	3FG	FGA	Pct	FT	FTA	Pct	Off	Def	Tot	Avg	PF	FO	Ast	TO	Blk
NEW MEXICO																						
2012-13	34	2	217	6.4	12	31	.387	0	3	.000	14	18	.778	8	20	28	0.8	23	0	17	11	0
2013-14	33	10	513	15.5	39	115	.339	21	59	.356	34	39	.872	28	52	80	2.4	30	0	25	18	1
HARTFORD																						
2014-15	Sat out per NCAA transfer rules																					
2015-16	30	28	1,038	34.6	178	407	.437	81	190	.426	129	156	.827	30	163	193	6.4	72	0	84	53	6
WKU																						
2016-17																						
TOTAL	97	40	1,768	18.2	229	553	.414	102	252	.405	177	213	.831	66	235	301	3.1	125	0	126	82	7



#14 BEN LAWSON

SENIOR | FORWARD | 7-1 | 235 | 3L
HITCHIN, ENGLAND (OAKLANDS COLLEGE)

Opp. GS Min FG A Pct 3FG A Pct FT A Pct O D T PF FO A TO B S Pts

ALABAMA STATE

JACKSONVILLE ST.

at Belmont

NC A&T

vs. Washington

vs. TCU/UNLV

at Eastern Ky.

at Missouri

at Indiana State

at Saint Mary's

at Detroit

OHIO

AUSTIN PEAY

at Fla. Atlantic

at FIU

CHARLOTTE

OLD DOMINION

at UAB

at Middle Tenn.

at Marshall

UTEP

UTSA

at LA Tech

at Southern Miss

MARSHALL

MIDDLE TENN.

UAB

at Charlotte

at Old Dominion

NORTH TEXAS

RICE

SEASON/CAREER HIGHS AT WKU

POINTS

Season 0
Career 14, vs. UAB, 01/28/16

REBOUNDS

Season 0
Career 12, 2x, last vs. Alabama A&M, 12/16/15

FIELD GOALS

Season 0
Career 5, 2x, last vs. Camp. (Ky.), 11/14/15

FIELD GOALS ATTEMPTED

Season 0
Career 11, vs. Florida Atlantic, 01/09/16

THREE-POINT FIELD GOALS

Season 0
Career 1, at Marshall, 01/03/16

THREE-POINT FIELD GOALS ATTEMPTED

Season 0
Career 1, 3x, last at Marshall, 01/03/16

FREE THROWS

Season 0
Career 6, vs. UAB, 01/28/16

FREE THROWS ATTEMPTED

Season 0
Career 7, vs. Florida Atlantic, 01/09/16

ASSISTS

Season 0
Career 3, 2x, last vs. Brescia (Ky.), 12/27/14

BLOCKED SHOTS

Season 0
Career 6, 2x, last vs. Brescia (Ky.), 12/28/15

STEALS

Season 0
Career 3, vs. Marshall, 03/11/15

MINUTES PLAYED

Season 0
Career 33, 2x, last vs. Florida Atlantic, 01/09/16

QUICK-HITTERS

- Blocked 66 shots in 2015-16, the seventh-most in a season in WKU history, and ranked fifth in Conference USA with 1.9 blocks per game
- One of four Hilltoppers – along with Jeremy Evans, Elgrace Wilborn and Chris Marcus – with at least 50 blocks in multiple seasons
- Has played for Great Britain's National Team three times in the FIBA European Championships, most recently in 2015 in the U20 championships

CAREER STATISTICS

Year	GP	GS	Min	Avg	FG	FGA	Pct	3FG	FGA	Pct	FT	FTA	Pct	Off	Def	Tot	Avg	PF	FO	Ast	TO	Blk	Stl	Pts	Avg
2013-14	12	2	95	7.9	8	17	.471	0	2	.000	8	12	.667	6	12	18	1.5	16	1	2	6	9	1	24	2.0
2014-15	32	8	602	18.8	49	84	.583	0	0	.000	25	51	.490	35	68	103	3.2	71	0	21	27	53	14	123	3.8
2015-16	34	11	547	16.1	57	96	.594	1	1	1.000	56	73	.767	37	75	112	3.3	91	6	13	37	66	11	171	5.0
2016-17																									
TOTAL	78	21	1,149	14.7	114	197	.579	1	3	.333	89	136	.654	78	155	233	3.0	178	7	36	70	128	26	318	4.1



#15 TYLER MILLER

JUNIOR | GUARD | 6-4 | 185 | TR
LOUISVILLE, KY. (MARSHALLTOWN CC)

Opp.	GS	Min	FG	A	Pct	3FG	A	Pct	FT	A	Pct	O	D	T	PF	FO	A	TO	B	S	Pts
ALABAMA STATE																					
JACKSONVILLE ST.																					
at Belmont																					
NC A&T																					
vs. Washington																					
vs. TCU/UNLV																					
at Eastern Ky.																					
at Missouri																					
at Indiana State																					
at Saint Mary's																					
at Detroit																					
OHIO																					
AUSTIN PEAY																					
at Fla. Atlantic																					
at FIU																					
CHARLOTTE																					
OLD DOMINION																					
at UAB																					
at Middle Tenn.																					
at Marshall																					
UTEP																					
UTSA																					
at LA Tech																					
at Southern Miss																					
MARSHALL																					
MIDDLE TENN.																					
UAB																					
at Charlotte																					
at Old Dominion																					
NORTH TEXAS																					
RICE																					

SEASON/CAREER HIGHS AT WKU

POINTS	
Season	0
Career	0
REBOUNDS	
Season	0
Career	0
FIELD GOALS	
Season	0
Career	0
FIELD GOALS ATTEMPTED	
Season	0
Career	0
THREE-POINT FIELD GOALS	
Season	0
Career	0
THREE-POINT FIELD GOALS ATTEMPTED	
Season	0
Career	0
FREE THROWS	
Season	0
Career	0
FREE THROWS ATTEMPTED	
Season	0
Career	0
ASSISTS	
Season	0
Career	0
BLOCKED SHOTS	
Season	0
Career	0
STEALS	
Season	0
Career	0
MINUTES PLAYED	
Season	0
Career	0

QUICK-HITTERS

- Appeared in 59 games over two seasons at Marshalltown Community College, including 53 starts
- Averaged 8.5 points, 4.1 rebounds, 4.1 assists and 1.7 steals as a sophomore
- Named Defensive Player of the Year in his final prep season at 22ft Academy
- Previously played basketball, football and track at Louisville Male High School
- Mother played basketball at the University of Louisville.

CAREER STATISTICS

Year	GP	GS	Min	Avg	FG	FGA	Pct	3FG	FGA	Pct	FT	FTA	Pct	Off	Def	Tot	Avg	PF	FO	Ast	TO	Blk	Stl	Pts	Avg
MARSHALLTOWN COMMUNITY COLLEGE																									
2014-15	28	22	652	23.3	37	112	.330	1	9	.111	29	49	.592	18	45	63	2.3	50	1	49	36	14	27	104	3.7
2015-16	31	31	843	27.2	92	214	.430	8	31	.258	70	127	.551	32	95	127	4.1	62	0	126	76	6	54	262	8.5
WKU																									
2016-17																									
WKU TOTAL																									



#21 MARKO STAJKOVSKI
FRESHMAN | GUARD | 6-7 | 195 | HS
NOVI SAD, SERBIA (E-GIMNAZIJA NOVI SAD)

Opp.	GS	Min	FG	A	Pct	3FG	A	Pct	FT	A	Pct	O	D	T	PF	FO	A	TO	B	S	Pts
ALABAMA STATE																					
JACKSONVILLE ST.																					
at Belmont																					
NC A&T																					
vs. Washington																					
vs. TCU/UNLV																					
at Eastern Ky.																					
at Missouri																					
at Indiana State																					
at Saint Mary's																					
at Detroit																					
OHIO																					
AUSTIN PEAY																					
at Fla. Atlantic																					
at FIU																					
CHARLOTTE																					
OLD DOMINION																					
at UAB																					
at Middle Tenn.																					
at Marshall																					
UTEP																					
UTSA																					
at LA Tech																					
at Southern Miss																					
MARSHALL																					
MIDDLE TENN.																					
UAB																					
at Charlotte																					
at Old Dominion																					
NORTH TEXAS																					
RICE																					

SEASON/CAREER HIGHS AT WKU

POINTS	
Season	0
Career	0
REBOUNDS	
Season	0
Career	0
FIELD GOALS	
Season	0
Career	0
FIELD GOALS ATTEMPTED	
Season	0
Career	0
THREE-POINT FIELD GOALS	
Season	0
Career	0
THREE-POINT FIELD GOALS ATTEMPTED	
Season	0
Career	0
FREE THROWS	
Season	0
Career	0
FREE THROWS ATTEMPTED	
Season	0
Career	0
ASSISTS	
Season	0
Career	0
BLOCKED SHOTS	
Season	0
Career	0
STEALS	
Season	0
Career	0
MINUTES PLAYED	
Season	0
Career	0

QUICK-HITTERS

- Won Hungarian National Championship with Szolnoki Olaj while attending E-Gimnazija Novi Sad in Serbia
- Competed for Crvena Zvezda Junior Team in Belgrade, Serbia, winning the Euroleague Basketball International Junior Tournament

CAREER STATISTICS

Year	GP	GS	Min	Avg	FG	FGA	Pct	3FG	FGA	Pct	FT	FTA	Pct	Off	Def	Tot	Avg	PF	FO	Ast	TO	Blk	Stl	Pts	Avg
2016-17																									
TOTAL																									



#23 JUSTIN JOHNSON

JUNIOR | FORWARD | 6-7 | 240 | 2L
HAZARD, KY. (PERRY COUNTY CENTRAL HS)

Opp. GS Min FG A Pct 3FG A Pct FT A Pct O D T PF FO A TO B S Pts

ALABAMA STATE

JACKSONVILLE ST.

at Belmont

NC A&T

vs. Washington

vs. TCU/UNLV

at Eastern Ky.

at Missouri

at Indiana State

at Saint Mary's

at Detroit

OHIO

AUSTIN PEAY

at Fla. Atlantic

at FIU

CHARLOTTE

OLD DOMINION

at UAB

at Middle Tenn.

at Marshall

UTEP

UTSA

at LA Tech

at Southern Miss

MARSHALL

MIDDLE TENN.

UAB

at Charlotte

at Old Dominion

NORTH TEXAS

RICE

SEASON/CAREER HIGHS AT WKU

POINTS

Season 0
Career 25, vs. FIU, 01/07/16

REBOUNDS

Season 0
Career 15, 2x, last vs. UAB, 03/10/16

FIELD GOALS

Season 0
Career 11, at Marshall, 01/03/16

FIELD GOALS ATTEMPTED

Season 0
Career 18, vs. Stony Brook, 11/21/15

THREE-POINT FIELD GOALS

Season 0
Career 1, vs. ECU, 12/01/15

THREE-POINT FIELD GOALS ATTEMPTED

Season 0
Career 2, vs. UAB, 03/10/16

FREE THROWS

Season 0
Career 11, vs. FIU, 01/07/16

FREE THROWS ATTEMPTED

Season 0
Career 11, 2x, last vs. FIU, 01/07/16

ASSISTS

Season 0
Career 4, 3x, last vs. UAB, 03/10/16

BLOCKED SHOTS

Season 0
Career 3, vs. Campbellsville (Ky.), 11/14/15

STEALS

Season 0
Career 2, 7x, last at UAB, 02/27/16

MINUTES PLAYED

Season 0
Career 38, vs. LA Tech, 03/05/16

QUICK-HITTERS

- Named to Conference USA Preseason All-Conference Team
- Averaged 14.9 points and 7.9 rebounds per game, becoming the first Hilltopper to lead the team in both categories since Derrick Gordon in 2011-12
- Ranked second in C-USA and in the top 20 in the nation in field goal percentage at 60.2 percent
- His 507 points last season were the seventh-most ever by a Hilltopper sophomore
- Needs 344 points to reach 1,000 for his career

CAREER STATISTICS

Year	GP	GS	Min	Avg	FG	FGA	Pct	3FG	FGA	Pct	FT	FTA	Pct	Off	Def	Tot	Avg	PF	FO	Ast	TO	Blk	Stl	Pts	Avg
2014-15	31	1	482	15.5	60	119	.504	0	3	.000	29	67	.433	46	80	126	4.1	48	0	22	18	14	13	149	4.8
2015-16	34	26	984	28.9	197	327	.602	1	9	.111	112	166	.675	102	168	270	7.9	73	3	48	58	19	16	507	14.9
2016-17																									
TOTAL	65	27	1466	22.6	257	446	.576	1	12	.083	141	233	.605	148	248	396	6.1	121	3	70	76	33	29	656	10.1



#24 WILLIE CARMICHAEL

RS-SOPHOMORE | FORWARD | 6-8 | 210 | RS
APOPKA, FLA. (UNIV. OF TENNESSEE)

Opp. GS Min FG A Pct 3FG A Pct FT A Pct O D T PF FO A TO B S Pts

ALABAMA STATE

JACKSONVILLE ST.

at Belmont

NC A&T

vs. Washington

vs. TCU/UNLV

at Eastern Ky.

at Missouri

at Indiana State

at Saint Mary's

at Detroit

OHIO

AUSTIN PEAY

at Fla. Atlantic

at FIU

CHARLOTTE

OLD DOMINION

at UAB

at Middle Tenn.

at Marshall

UTEP

UTSA

at LA Tech

at Southern Miss

MARSHALL

MIDDLE TENN.

UAB

at Charlotte

at Old Dominion

NORTH TEXAS

RICE

SEASON/CAREER HIGHS AT WKU

POINTS

Season	0
Career	0

REBOUNDS

Season	0
Career	0

FIELD GOALS

Season	0
Career	0

FIELD GOALS ATTEMPTED

Season	0
Career	0

THREE-POINT FIELD GOALS

Season	0
Career	0

THREE-POINT FIELD GOALS ATTEMPTED

Season	0
Career	0

FREE THROWS

Season	0
Career	0

FREE THROWS ATTEMPTED

Season	0
Career	0

ASSISTS

Season	0
Career	0

BLOCKED SHOTS

Season	0
Career	0

STEALS

Season	0
Career	0

MINUTES PLAYED

Season	0
Career	0

QUICK-HITTERS

- Sat out last season at WKU after transferring from the University of Tennessee
- Appeared in all 32 games for Tennessee as a freshman with 19 starts, averaging 3.0 points and 2.3 rebounds per game
- Led the Volunteers in field goal percentage at 51.9 percent
- Named 7A State Player of the Year by the Orlando Sentinel as a senior at Wekiva (Fla.) High School

CAREER STATISTICS

Year	GP	GS	Min	Avg	FG	FGA	Pct	3FG	FGA	Pct	FT	FTA	Pct	Off	Def	Tot	Avg	PF	FO	Ast	TO	Blk	Stl	Pts	Avg
TENNESSEE																									
2014-15	32	19	475	14.8	40	77	.519	0	0	.000	15	24	.625	44	31	75	2.3	101	4	11	29	13	6	95	3.0
WKU																									
2015-16	Sat our per NCAA transfer rules																								
2016-17																									
TOTAL	32	19	475	14.8	40	77	.519	0	0	.000	15	24	.625	44	31	75	2.3	101	4	11	29	13	6	95	3.0



#32 QUE JOHNSON

RS-SENIOR | GUARD | 6-6 | 205 | TR
PONTIAC, MICH. (WASHINGTON STATE)

Opp. GS Min FG A Pct 3FG A Pct FT A Pct O D T PF FO A TO B S Pts

ALABAMA STATE

JACKSONVILLE ST.

at Belmont

NC A&T

vs. Washington

vs. TCU/UNLV

at Eastern Ky.

at Missouri

at Indiana State

at Saint Mary's

at Detroit

OHIO

AUSTIN PEAY

at Fla. Atlantic

at FIU

CHARLOTTE

OLD DOMINION

at UAB

at Middle Tenn.

at Marshall

UTEP

UTSA

at LA Tech

at Southern Miss

MARSHALL

MIDDLE TENN.

UAB

at Charlotte

at Old Dominion

NORTH TEXAS

RICE

SEASON/CAREER HIGHS AT WKU

POINTS

Season	0
Career	0

REBOUNDS

Season	0
Career	0

FIELD GOALS

Season	0
Career	0

FIELD GOALS ATTEMPTED

Season	0
Career	0

THREE-POINT FIELD GOALS

Season	0
Career	0

THREE-POINT FIELD GOALS ATTEMPTED

Season	0
Career	0

FREE THROWS

Season	0
Career	0

FREE THROWS ATTEMPTED

Season	0
Career	0

ASSISTS

Season	0
Career	0

BLOCKED SHOTS

Season	0
Career	0

STEALS

Season	0
Career	0

MINUTES PLAYED

Season	0
Career	0

QUICK-HITTERS

- Graduated in 2016 and is enrolled in graduate school at WKU studying intercollegiate athletic administration
- Appeared in 31 games for Washington State last season, with 25 starts and 11.3 points per game
- Led the Cougars and ranked 11th in the Pac-12 Conference with a 40.4 shooting percentage from 3-point range
- Ranked 13th in the Pac-12 at 75.9 percent from the free-throw line
- Ranks 16th on WSU's all-time list for 3-point field goals made with 121

CAREER STATISTICS

Year	GP	GS	Min	Avg	FG	FGA	Pct	3FG	FGA	Pct	FT	FTA	Pct	Off	Def	Tot	Avg	PF	FO	Ast	TO	Blk	Stl	Pts	Avg
WASHINGTON STATE																									
2012-13	Sat out as redshirt																								
2013-14	31	14	737	23.8	103	262	.393	51	145	.352	39	55	.709	17	57	74	2.4	55	0	20	30	2	14	296	9.5
2014-15	31	3	559	18.0	60	155	.387	28	77	.364	41	48	.854	15	56	71	2.3	55	1	32	33	4	10	189	6.1
2015-16	31	25	795	25.6	121	293	.413	42	104	.404	66	87	.759	16	61	77	2.5	76	3	36	42	6	16	350	11.3
WKU																									
2016-17																									
TOTAL	93	42	2,091	22.5	284	710	.400	121	326	.371	146	190	.768	48	174	222	2.4	186	4	88	105	12	40	835	9.0



#42 ANTON WATERS

SENIOR | FORWARD | 6-7 | 245 | 1L
BALTIMORE, MD. (GULF COAST STATE COLLEGE)

Opp.	GS	Min	FG	A	Pct	3FG	A	Pct	FT	A	Pct	O	D	T	PF	FO	A	TO	B	S	Pts
ALABAMA STATE																					
JACKSONVILLE ST.																					
at Belmont																					
NC A&T																					
vs. Washington																					
vs. TCU/UNLV																					
at Eastern Ky.																					
at Missouri																					
at Indiana State																					
at Saint Mary's																					
at Detroit																					
OHIO																					
AUSTIN PEAY																					
at Fla. Atlantic																					
at FIU																					
CHARLOTTE																					
OLD DOMINION																					
at UAB																					
at Middle Tenn.																					
at Marshall																					
UTEP																					
UTSA																					
at LA Tech																					
at Southern Miss																					
MARSHALL																					
MIDDLE TENN.																					
UAB																					
at Charlotte																					
at Old Dominion																					
NORTH TEXAS																					
RICE																					

SEASON/CAREER HIGHS AT WKU

POINTS	
Season	0
Career	12, at Middle Tennessee, 02/25/16
REBOUNDS	
Season	0
Career	7, 5x, last vs. LA Tech, 03/05/16
FIELD GOALS	
Season	0
Career	6, at Middle Tennessee, 02/25/16
FIELD GOALS ATTEMPTED	
Season	0
Career	10, vs. LA Tech, 03/05/16
THREE-POINT FIELD GOALS	
Season	0
Career	0
THREE-POINT FIELD GOALS ATTEMPTED	
Season	0
Career	1, 2x, last vs. LA Tech, 03/05/16
FREE THROWS	
Season	0
Career	8, vs. Middle Tennessee, 01/30/16
FREE THROWS ATTEMPTED	
Season	0
Career	10, vs. Brescia (Ky.), 12/28/15
ASSISTS	
Season	0
Career	1, 7x, last vs. North Texas, 03/09/16
BLOCKED SHOTS	
Season	0
Career	1, 9x, last vs. UAB, 03/10/16
STEALS	
Season	0
Career	1, 3x, last at Rice, 01/14/16
MINUTES PLAYED	
Season	0
Career	21, at Middle Tennessee, 02/25/16

QUICK-HITTERS

- Played in 33 games with 19 starts in his first year with the Hilltoppers in 2015-16
- Averaged 4.4 points and 4.0 rebounds as a junior
- Previously played two seasons at Gulf Coast State College, averaging 11.2 point and 7.9 rebounds as a sophomore

CAREER STATISTICS

Year	GP	GS	Min	Avg	FG	FGA	Pct	3FG	FGA	Pct	FT	FTA	Pct	Off	Def	Tot	Avg	PF	FO	Ast	TO	Blk	Stl	Pts	Avg
GULF COAST STATE COLLEGE																									
2013-14	28	16	N/A	N/A	75	159	.472	0	0	.000	49	69	.710	74	98	172	6.1	88	3	16	41	22	11	199	7.1
2014-15	28	19	N/A	N/A	124	245	.506	0	1	.000	66	94	.702	95	126	221	7.9	73	1	15	57	17	8	314	11.2
WKU																									
2015-16	33	19		14.5	57	110	.518	0	2	.000	30	43	.698	57	74	131	4.0	65	2	7	26	10	3	144	4.4
2016-17																									
WKU TOTAL	33	19	480	14.5	57	110	.518	0	2	.000	30	43	.698	57	74	131	4.0	65	2	7	26	10	3	144	4.4



#43 MARTY LEAHY

FRESHMAN | GUARD | 6-5 | 210 | HS
BRISBANE, AUSTRALIA (IPSWICH GRAMMAR)

Opp.	GS	Min	FG	A	Pct	3FG	A	Pct	FT	A	Pct	O	D	T	PF	FO	A	TO	B	S	Pts
ALABAMA STATE																					
JACKSONVILLE ST.																					
at Belmont																					
NC A&T																					
vs. Washington																					
vs. TCU/UNLV																					
at Eastern Ky.																					
at Missouri																					
at Indiana State																					
at Saint Mary's																					
at Detroit																					
OHIO																					
AUSTIN PEAY																					
at Fla. Atlantic																					
at FIU																					
CHARLOTTE																					
OLD DOMINION																					
at UAB																					
at Middle Tenn.																					
at Marshall																					
UTEP																					
UTSA																					
at LA Tech																					
at Southern Miss																					
MARSHALL																					
MIDDLE TENN.																					
UAB																					
at Charlotte																					
at Old Dominion																					
NORTH TEXAS																					
RICE																					

SEASON/CAREER HIGHS AT WKU

POINTS	
Season	0
Career	0
REBOUNDS	
Season	0
Career	0
FIELD GOALS	
Season	0
Career	0
FIELD GOALS ATTEMPTED	
Season	0
Career	0
THREE-POINT FIELD GOALS	
Season	0
Career	0
THREE-POINT FIELD GOALS ATTEMPTED	
Season	0
Career	0
FREE THROWS	
Season	0
Career	0
FREE THROWS ATTEMPTED	
Season	0
Career	0
ASSISTS	
Season	0
Career	0
BLOCKED SHOTS	
Season	0
Career	0
STEALS	
Season	0
Career	0
MINUTES PLAYED	
Season	0
Career	0

QUICK-HITTERS

- Averaged 24 points, 10 rebounds and five assists per game as a senior at Ipswich Grammar School in Queensland, Australia
- Made trial camp appearances for the Under-17 and Under-19 Australian National Teams
- Played for the Papua New Guinea National Team during the 2015 Pacific Games
- Also played volleyball at Ipswich Grammar

CAREER STATISTICS

Year	GP	GS	Min	Avg	FG	FGA	Pct	3FG	FGA	Pct	FT	FTA	Pct	Off	Def	Tot	Avg	PF	FO	Ast	TO	Blk	Stl	Pts	Avg
2016-17																									
TOTAL																									

HILLTOPPER IMG SPORTS NETWORK

The Hilltoppers can be heard on the radio on 13 different stations throughout the Commonwealth of Kentucky, which reaches over 1.5 million potential listeners.

- WKLX-FM (100.7) Bowling Green*
- WTCO-AM (1450) Campbellsville
- WTHX-FM (106.1) Elizabethtown
- WIEL-AM (1400) Elizabethtown
- WFKN-AM (1220) Franklin
- WCDS-AM (1230) Glasgow
- WXAM-AM (1430) Hodgenville
- WHOP-FM (95.3) Hopkinsville
- WHOP-AM (1230) Hopkinsville
- WXVW-AM (1450) Louisville
- WTTL-AM (1310) Madisonville
- WPKY-AM (1580) Princeton
- WTLO-AM (1480) Somerset

(*) denotes originating station

GAME-BY-GAME HIGHLIGHTS

NOVEMBER 1, 2016 | WKU 87, CAMPBELLVILLE 79 (EXH.) | BOWLING GREEN, KY.

- Five players scored in double figures for the Hilltoppers, who shot 47 percent from the field, netted 26 of 32 free throws and made their last 11 shots of the first half
- Justin Johnson paced WKU with 22 points and 12 rebounds, including two 3-pointers – one more than he made all last season
- Pancake Thomas had 17 points, while fellow graduate senior guard Junior Lomomba tallied 11 points, five rebounds and three assists in 37 minutes
- Willie Carmichael, who sat out last season after transferring from Tennessee, amassed 11 points and 13 rebounds in his first action as a Hilltopper

NOVEMBER 5, 2016 | WKU 103, KENTUCKY WESLEYAN 97, 2OT (EXH.) | BOWLING GREEN, KY.

- Pancake Thomas hit a game-tying 3-pointer as time expired in the first overtime to force a second extra period
- The Hilltoppers held KWC to four points in the second overtime and netted 33 of 43 free throws to help seal the victory
- Junior Lomomba scored a team-high 29 points, while Pancake Thomas added 24 points
- Junior Lomomba, Pancake Thomas and Que Johnson all played at least 45 minutes
- KWC's Ken-Jah Bosley scored 42 points with eight made 3s, but he was held scoreless in the second overtime

WKU MBB: Postgame Materials – WKU 79, Alabama State 66, Nov. 12, 2016

Please find below and attached postgame materials from WKU's 79-66 victory over Alabama State in its season opener.

A postgame box score and select quotes are attached, while videos of head coach Rick Stansbury, senior guard Que Johnson and freshman guard Marty Leahy are linked below. Postgame notes will follow.

Video: Head coach Rick Stansbury — <https://youtu.be/j0oxOK0-0g0>

Video: Guards Que Johnson, Marty Leahy — https://youtu.be/_M8tyG5t6hc

**WKU Basketball
Press Conference Quotes
November 12, 2016**

HC Rick Stansbury

What did it mean to have better bench production...

"It means so much when you get guys in particular with the amount of minutes we have been playing; you just can't do that. It leads to too many mental breakdowns, mental fatigue and too many turnovers off the bounce. I thought it was a huge key playing those guys tonight. They didn't just play, they all added, too. When players start to add it too, it's really a plus."

Guard Marty Leahy

How'd it feel to get his first official points...

"It felt really cool because I didn't get any points in any of the exhibition games. I was a bit sick so I didn't even know if I would even get on the court. Before the game Coach said to go in and just play my game and when (Pancake) kicked it to me in the corner I didn't even think about it. I just released it and it went in."

Guard Que Johnson

On his defensive effort...

"Coach talked to me at shootaround and he asked me what was going on, and he joked on the radio that I said, 'I was waiting for the first game.' Obviously that's not true, but I focused on defense a lot today, as far as effort and rebounding. Today was more of a mindset for me."



Official Basketball Box Score -- Game Totals -- Final Statistics

Alabama State vs WKU

11/12/16 7 p.m. at Bowling Green, Ky. (E.A. Diddle Arena)



Alabama State 66 • 0-1

##	Player		Total	3-Ptr	Rebounds			PF	TP	A	TO	Blk	Stl	Min
			FG-FGA	FG-FGA	FT-FTA	Off	Def	Tot						
14	ARMSTRONG, Tony	f	3-9	0-0	0-0	2	6	8	3	6	0	1	1	29
00	WARNOCK, Amir	c	2-5	0-0	0-0	1	4	5	2	4	0	1	0	18
01	SIMEON, Rodney	g	8-15	7-11	2-3	0	1	1	4	25	1	2	0	25
03	THOMAS, Torloft	g	2-8	0-3	0-0	0	2	2	3	4	4	2	0	24
30	LEFLORE, Terrance	g	5-14	1-6	0-0	2	0	2	2	11	4	1	0	31
02	BUTLER, Corvon		4-10	0-1	3-3	3	4	7	3	11	1	0	0	18
11	ROGERS, Austin		0-2	0-1	0-0	0	0	0	2	0	0	0	0	12
12	GEE, Reginald		1-3	1-3	0-0	0	1	1	1	3	0	0	0	9
20	HOLLAWAY, Glenn		0-0	0-0	0-0	0	0	0	0	0	0	0	0	3
25	TYSON, Mikel		1-2	0-0	0-0	0	1	1	2	2	1	1	0	5
31	CLEVELAND, Artis		0-0	0-0	0-0	2	0	2	2	0	1	2	1	7
52	ROGERS, Steve		0-6	0-4	0-0	0	3	3	3	0	0	2	0	19
Team						2	5	7			1			
Totals			26-74	9-29	5-6	12	27	39	27	66	12	13	2	200

FG % 1st Half: 7-34 20.6% 2nd half: 19-40 47.5% Game: 26-74 35.1%
 3FG % 1st Half: 2-16 12.5% 2nd half: 7-13 53.8% Game: 9-29 31.0%
 FT % 1st Half: 1-1 100.0 2nd half: 4-5 80.0% Game: 5-6 83.3%

Deadball
Rebounds
1

WKU 79 • 1-0

##	Player		Total	3-Ptr	Rebounds			PF	TP	A	TO	Blk	Stl	Min
			FG-FGA	FG-FGA	FT-FTA	Off	Def	Tot						
14	LAWSON, Ben	f	3-5	0-0	2-4	2	4	6	0	8	0	1	1	21
23	JOHNSON, Justin	f	3-8	0-2	3-6	0	7	7	1	9	0	3	1	28
05	LOMOMBA, Junior	g	1-5	1-1	6-6	0	6	6	0	9	3	3	0	28
12	THOMAS, Pancake	g	3-11	1-3	8-8	0	2	2	0	15	4	2	0	34
32	JOHNSON, Que	g	5-9	3-6	3-5	0	9	9	3	16	1	3	1	30
01	HOWARD, Tobias		2-4	2-3	0-0	1	2	3	0	6	2	1	0	14
03	PARRIS, Damari		0-1	0-0	2-2	1	0	1	1	2	0	1	0	12
15	MILLER, Tyler		0-0	0-0	0-0	0	0	0	0	0	0	0	0	1
42	WATERS, Anton		4-5	0-0	0-1	3	5	8	4	8	0	2	1	19
43	LEAHY, Marty		2-3	2-3	0-0	0	0	0	4	6	0	1	0	13
Team						1	1	2			1			
Totals			23-51	9-18	24-32	8	36	44	13	79	10	18	4	200

FG % 1st Half: 12-30 40.0% 2nd half: 11-21 52.4% Game: 23-51 45.1%
 3FG % 1st Half: 4-10 40.0% 2nd half: 5-8 62.5% Game: 9-18 50.0%
 FT % 1st Half: 6-10 60.0% 2nd half: 18-22 81.8% Game: 24-32 75.0%

Deadball
Rebounds
1

Officials: Tyler Kumpf, Antinio Petty, Mike Stuart

Technical fouls: Alabama State-None. WKU-None.

Attendance: 4149

Score by periods	1st	2nd	Total
Alabama State	17	49	66
WKU	34	45	79

	In	Off	2nd	Fast	
Points	Paint	T/O	Chance	Break	Bench
ALST	30	21	18	11	16
WKU	24	14	9	4	22

Last FG - ALST 2nd-00:01, WKU 2nd-00:40.

Largest lead - ALST None, WKU by 24 2nd-04:41.

ALST led for 00:00. WKU led for 39:27. Game was tied for 00:33.

Score tied - 0 times.

Lead changed - 0 times.

HILLTOPPER

B A S K E T B A L L

WKU Hilltoppers vs. Alabama State

Postgame Notes

Nov. 12, 2016

E.A. Diddle Arena, Bowling Green, Ky.

FINAL SCORE: WKU 79, Alabama State 66

RECORDS AND NOTABLES

- WKU has won 12 of its last 13 home openers and is 80-18 all-time in the season's first home game.
- The Hilltoppers have won three straight season openers after dropping their previous three.
 - WKU leads the all-time series against Alabama State 3-0.
- WKU is 50-15 (.769) at E.A. Diddle Arena over the last four-plus season after going 27-17 (.614) in the three seasons prior. The Hilltoppers are 574-162 all-time at Diddle Arena for a .780 winning percentage.
- WKU never trailed in the game. The Hilltoppers led for 39:33 and the game was only tied for the first 27 seconds.
- **UP NEXT:** The Hilltoppers stay at home to host Jacksonville State at 7 p.m. (CT) Wednesday at E.A. Diddle Arena in another campus-site game as part of the 2016 Global Sports Classic. The game will be televised nationally on Fox College Sports, regionally on WKU PBS and in Louisville on WBNA via the Hilltopper Sports Satellite Network.

TEAM NOTES

- WKU used the starting lineup of Junior Lomomba, Pancake Thomas, Que Johnson, Justin Johnson and Ben Lawson.
- **KEY FIRST HALF RUN:** WKU went on a 13-0 run starting at the 14:55 mark in the first half to push the Hilltoppers to a 17-2 lead.
 - WKU posted a 9-0 run starting at the 7:36 mark, which pushed WKU's lead to 32-15 with 3:28 minutes remaining in the first half.
- After a 17-point first half and a 34-17 deficit, Alabama State scored 49 points in the second half.
 - WKU won the battle on the bench in scoring 22-16.

- WKU shot 45.1 percent for the game (23-for-51), 50 percent from 3-point range (9-for-18) and 75.0 percent from the free-throw line (24-for-32).
- WKU has made a 3-pointer in 907 straight games dating back to March 15, 1987.
- Alabama State missed its first 10 field goal attempts. Its first made shot came at 14:56.
- The Hornets only scored four points in the first 10 minutes of the game.
- Two freshmen (Tobias Howard and Marty Leahy) and the three grad transfers (Junior Lomomba, Pancake Thomas and Que Johnson) had all nine of WKU's 3s.
- Largest lead of the game was 24 points at the 4:41 minute mark of the second half.
- WKU held Alabama State to shooting only 20.6% in the first half.
- Attendance was 4,149 topping last year's season opener of 3,424.

INDIVIDUAL NOTES

QUE JOHNSON

- Que Johnson led WKU with 16 points and a team-high nine rebounds.
 - Johnson also led the team in 3-point field goals with three.

JUSTIN JOHNSON

- Justin Johnson had nine points and seven rebounds.

PANCAKE THOMAS

- Pancake Thomas tallied 15 points, which were all in the second half, a team-high four assists and two rebounds.
 - He scored 11 of 13 points during one stretch in the second half, including seven straight for the Hilltoppers at one point.

BEN LAWSON

- Ben Lawson blocked a shot in the contest, the 129th of his career, and had eight points and six rebounds.

TOBIAS HOWARD

- Tobias Howard knocked down a 3-pointer from the left corner to score his first points for WKU. He later hit another 3 to post six points in his first collegiate game.

MARTY LEAHY

- Marty Leahy hit a 3-pointer in the same left corner as Howard to also score his first points for the Hilltoppers. Leahy hit a second 3-pointer to tally six points in his first Hilltopper game as well.

ANTON WATERS

- Anton Waters grabbed eight rebounds to set a new career high, while adding eight points.
 - Waters' previous career high for rebounds was seven, which he has done five times – most recently versus LA Tech on March 5, 2016.

DAMARI PARRIS

- Damari Parris connected on both of his two free-throw attempts to score his first career points for WKU.

TYLER MILLER

- Walk-on Tyler Miller logged one minute of action.

WKU ATHLETIC COMMUNICATIONS / MEDIA RELATIONS

FOR IMMEDIATE RELEASE / November 4, 2016

Men's Basketball / Contact: Zach Greenwell, WKU Athletic Communications/Media Relations

WKU game notes attached.

Video: WKU head coach Rick Stansbury after Campbellsville win — https://youtu.be/6VZqC_0HKGI

Video: WKU's Justin Johnson, Pancake Thomas after Campbellsville win — <https://youtu.be/4KFrcHK86lc>

HILLTOPPERS HOST KWC IN SATURDAY EXHIBITION

BOWLING GREEN, Ky. — WKU Hilltopper Basketball completes its preseason slate at 8 p.m. CT Saturday with a home exhibition against Kentucky Wesleyan at E.A. Diddle Arena.

The Hilltoppers are coming off an 87-79 exhibition win over Campbellsville on Tuesday in their first contest under new head coach Rick Stansbury. Five players reached double figures scoring for WKU, which shot 48.3 percent from the field and netted 26 of 32 free throws.

WKU made its final 11 shots of the first half and shot 58.1 percent before the break. Justin Johnson paced the Hilltoppers with 22 points and 12 rebounds.

Kentucky Wesleyan is coming off a 109-71 exhibition loss at Louisville on Thursday night. Ken-Jah Bosley led four KWC players in double figures against the Cardinals with 14 points.

WKU defeated KWC 75-68 last season in an exhibition at Diddle Arena. After facing the Panthers, the Hilltoppers open the regular season at home against Alabama State at 7 p.m. Nov. 12.

EXHIBITION 2

WKU (0-0) vs. Kentucky Wesleyan (0-0)

November 5, 2016 | 8:00 p.m. (CT)

Bowling Green, Ky. | E.A. Diddle Arena (7,326)

BROADCAST

Listen: [Hilltopper IMG Sports Network](#) (WKLX 100.7 FM flagship), [TuneIn Radio](#) (free) (Randy Lee, pxp | Hal Schmitt, analysis)

Watch: [WKUSports.tv](#) (\$)

Live Stats: [Gametracker](#)

QUICK SHOTS

- WKU is 54-4 all-time in preseason exhibition games, and the Hilltoppers have won 22 straight preseason tune-ups dating back to a 2002-03 loss to the Harlem Globetrotters.
- The Hilltoppers started guards Junior Lomomba, Pancake Thomas and Que Johnson alongside forwards Willie Carmichael and Ben Lawson in the opening exhibition win over Campbellsville.
- WKU drew 3,887 fans for the Campbellsville win – over 1,000 more than last year's exhibition opener.
- WKU's 2016-17 roster, which has nine newcomers, represents seven states – Florida, Georgia, Kentucky, Louisiana, Maryland, Michigan and Wisconsin – as well as four other countries – Australia, Canada, England and Serbia.
- With nine newcomers on the roster, WKU returns 31 percent of its scoring, 39 percent of its rebounding and 14 percent of its assists from the 2015-16 campaign.

- Junior Justin Johnson needs 344 points this season to become the 49th player in Hilltopper Basketball history to score 1,000 career points.
- Graduate senior Que Johnson needs 165 points to reach 1,000 for his career across his time at Washington State and WKU. Graduate senior Pancake Thomas needs 263 points to reach 1,000 for his career across his time at New Mexico, Hartford and WKU.
- Senior Ben Lawson ranks fifth in WKU history with 128 career blocked shots. His 66 blocks in 2015-16 were the seventh-most in a season in Hilltopper history. Lawson joins Jeremy Evans, Elgrace Wilborn and Chris Marcus as Hilltoppers with at least 50 blocks in multiple seasons.
- WKU was picked to finish third in the Conference USA Preseason Coaches Poll, while Justin Johnson was voted to the 10-member Preseason All-C-USA Team.
- Head coach Rick Stansbury needs seven more wins to reach 300 victories for his career.
- WKU, Middle Tennessee and LA Tech are the only schools in Conference USA to win 20 or more games in at least three of the last four seasons. WKU's 43 20-win seasons are the seventh-most in NCAA history.
- WKU is 49-15 (.766) at E.A. Diddle Arena over the last four seasons after going 27-17 (.614) in the three seasons prior. The Hilltoppers are 573-162 all-time at Diddle Arena for a .780 winning percentage.
- WKU has made at least one 3-pointer in 906 consecutive games, dating back to March 15, 1987. The 3-point shot was instituted prior to the 1986-87 season.

PROMOTIONS

Military Appreciation Day: All military personnel and veterans show your military ID and receive complimentary admission. All friends and family can receive reduced price reserved tickets for just \$5.

Football Ticket Deal: Show your ticket stub from the WKU vs. FIU Football game and receive \$5 reserved bleacher seats.

Fuqua Events Kids Zone: Inflatable fun zone for kids – opens one hour prior to tipoff on the third level concourse of Diddle Arena for FREE!

TICKETS

WKU Ticket Office: Online at WKUTickets.com, in person at E.A. Diddle Arena, via phone at 1-800-5-BIG Red or 745-5222 locally.

MED CENTER HEALTH

The 2016-17 WKU Basketball season is presented by Med Center Health. With The Medical Center at its core, Med Center Health has served Southcentral Kentucky for 90 years, and its system of care includes six acute care hospitals, a complete network of immediate to emergency services and services in dozens of specialties. Whether it is emergency treatment for heart attack victims or preventative programs to improve the health of the communities it serves, Med Center Health is committed to providing the highest level of care and service.

WKU ATHLETIC COMMUNICATIONS / MEDIA RELATIONS

FOR IMMEDIATE RELEASE / November 14, 2016

Men's Basketball / Contact: Zach Greenwell, WKU Athletic Communications/Media Relations

HILLTOPPERS SIGN LOUISIANA GUARD ANDERSON

BOWLING GREEN, Ky. – Making it two backcourt signees for his program, WKU men's basketball head coach Rick Stansbury announced Monday the signing of four-star prospect Josh Anderson (6-4, Guard) to a national letter of intent in the 2017 recruiting class.

Anderson, out of Madison Prep Academy in Baton Rouge, La., is the highest-ranked signee for the Hilltoppers since the beginning of the modern recruiting services.

Anderson is a consensus four-star recruit across all outlets and is ranked as the No. 43 player nationally in the 2017 class by Rivals, No. 50 by Scout and No. 52 by 247Sports.

"We're very excited to have Josh join our basketball program and family," Stansbury said. "He's a talented young man who brings a lot of athleticism offensively and defensively. Besides being a terrific basketball player and athlete, he's a great young man that comes from a really good family. On top of that, he comes from one of the best high school programs in the state of Louisiana where he's been well-coached by Jeff Jones. We're excited to have him and his family be a part of our program."

Anderson is a proven winner, helping Madison Prep to its third state championship in four years last season. He averaged 18.1 points, 5.8 assists and 4.6 rebounds per game as a junior as Madison Prep won its second straight title and appeared in its third straight state championship game.

Anderson will be the first player in Madison Prep history to start all four years at the varsity level and will make a run at the school's all-time scoring record.

He was also a standout at the AAU level, averaging 15.6 points, 4.2 rebounds, 2.4 assists and 1.8 steals last summer for the Louisiana Elite program.

"Josh is probably one of the most underrated and intriguing players in the country," Madison Prep coach Jeff Jones said. "He's a very versatile player with a large skillset. He can play multiple positions and guard anywhere from the 1 to the 3, and he's a gym rat."

Anderson joins three-star guard Taveion Hollingsworth as official members of WKU's 2017 class.



@WKUBasketball /WKUBasketball

@wkubasketball WKUSports

WKUSports.com

WKU (0-0) VS. KENTUCKY WESLEYAN (0-0) (EXH.)

Saturday, Nov. 5 | 8 p.m. (CT) | Bowling Green, Ky.
E.A. Diddle Arena (7,326)

LISTEN Hilltopper IMG Sports Network, TuneIn
• Randy Lee (ppx), Hal Schmitt (analysis)

WATCH WKUSports.tv (\$)
• radio simulcast

NOVEMBER (0-0)

1	Campbellsville (Ky.) (Exh.)	W, 87-79
5	Kentucky Wesleyan (Exh.)	8 p.m.
12	(1) Alabama State	7 p.m.
16	(1) Jacksonville State	8 p.m.
19	at Belmont	7 p.m.
22	North Carolina A&T	7 p.m.
25	(2) vs. Washington	7 p.m.
26	(2) vs. TCU/UNLV	TBD
30	at Eastern Kentucky	7 p.m.

DECEMBER (0-0)

3	at Missouri	2 p.m.
11	at Indiana State	3:30 p.m.
14	at Saint Mary's	9 p.m.
17	at Detroit Mercy	1 p.m.
21	Ohio	8 p.m.
28	Austin Peay	7 p.m.
31	at Florida Atlantic*	Noon

JANUARY (0-0)

2	at FIU*	6 p.m.
5	Charlotte*	7 p.m.
7	Old Dominion*	5 p.m.
12	at UAB*	7 p.m.
14	at Middle Tennessee*	7 p.m.
21	at Marshall*	5 p.m.
26	UTEP*	7 p.m.
28	UTSA*	3 p.m.

FEBRUARY (0-0)

2	at LA Tech*	7 p.m.
4	at Southern Miss*	4 p.m.
11	Marshall*	5 p.m.
16	Middle Tennessee*	8 p.m.
19	UAB*	1 p.m.
23	at Charlotte*	6 p.m.
25	at Old Dominion*	6 p.m.

MARCH (0-0)

2	North Texas*	7 p.m.
4	Rice*	7 p.m.
8-11	(2) vs. Conference USA Tournament	TBD
	(3) vs. NCAA Tournament	TBD

All times (CT) and subject to change

(*) Conference USA Game

(1) 2016 Global Sports Classic (campus sites)

(2) 2016 Global Sports Classic (Las Vegas, Nev.)

(2) Conference USA Tournament (BJCC, Birmingham, Ala.)

(3) Various Locations

HILLTOPPER BASKETBALL

2016-17 GAME NOTES

MEDIA CONTACT: Zach Greenwell, Associate Director of Media Relations • zachary.greenwell@wku.edu • (270) 668-4716
SECONDARY CONTACT: Lance Dozier, Media Relations Assistant • lance.dozier962@topper.wku.edu • (507) 993-1898

THE TIP-OFF

WKU Hilltopper Basketball completes its preseason slate at 8 p.m. CT Saturday with a home exhibition against Kentucky Wesleyan at E.A. Diddle Arena. The Hilltoppers are coming off an 87-79 exhibition win over Campbellsville on Tuesday in their first contest under new head coach Rick Stansbury. Five players reached double figures scoring for WKU, which shot 48.3 percent from the field and netted 26 of 32 free throws. WKU made its final 11 shots of the first half and shot 58.1 percent before the break. Justin Johnson paced the Hilltoppers with 22 points and 12 rebounds.

Kentucky Wesleyan is coming off a 109-71 exhibition loss at Louisville on Thursday night. Ken-Jah Bosley led four KWC players in double figures against the Cardinals with 14 points. WKU defeated KWC 75-68 last season in an exhibition at Diddle Arena. After facing the Panthers, the Hilltoppers open the regular season at home against Alabama State at 7 p.m. Nov. 12.

QUICK SHOTS

- WKU is 54-4 all-time in preseason exhibition games, and the Hilltoppers have won 22 straight preseason tune-ups dating back to a 2002-03 loss to the Harlem Globetrotters.
- The Hilltoppers started guards Junior Lomomba, Pancake Thomas and Que Johnson alongside forwards Willie Carmichael and Ben Lawson in the opening exhibition win over Campbellsville.
- WKU drew 3,887 fans for the Campbellsville win – over 1,000 more than last year's exhibition opener.
- WKU's 2016-17 roster, which has nine newcomers, represents seven states – Florida, Georgia, Kentucky, Louisiana, Maryland, Michigan and Wisconsin – as well as four other countries – Australia, Canada, England and Serbia.
- With nine newcomers on the roster, WKU returns 31 percent of its scoring, 39 percent of its rebounding and 14 percent of its assists from the 2015-16 campaign.
- Junior Justin Johnson needs 344 points this season to become the 49th player in Hilltopper Basketball history to score 1,000 career points.
- Graduate senior Que Johnson needs 165 points to reach 1,000 for his career across his time at Washington State and WKU. Graduate senior Pancake Thomas needs 263 points to reach 1,000 for his career across his time at New Mexico, Hartford and WKU.
- Senior Ben Lawson ranks fifth in WKU history with 128 career blocked shots. His 66 blocks in 2015-16 were the seventh-most in a season in Hilltopper history. Lawson joins Jeremy Evans, Elgrace Wilborn and Chris Marcus as Hilltoppers with at least 50 blocks in multiple seasons.
- WKU was picked to finish third in the Conference USA Preseason Coaches Poll, while Justin Johnson was voted to the 10-member Preseason All-C-USA Team.
- Head coach Rick Stansbury needs seven more wins to reach 300 victories for his career.
- WKU, Middle Tennessee and LA Tech are the only schools in Conference USA to win 20 or more games in at least three of the last four seasons. WKU's 43 20-win seasons are the seventh-most in NCAA history.
- WKU is 49-15 (.766) at E.A. Diddle Arena over the last four seasons after going 27-17 (.614) in the three seasons prior. The Hilltoppers are 573-162 all-time at Diddle Arena for a .780 winning percentage.
- WKU has made at least one 3-pointer in 906 consecutive games, dating back to March 15, 1987. The 3-point shot was instituted prior to the 1986-87 season.

LAST GAME AGAINST KENTUCKY WESLEYAN: NOVEMBER 6, 2015 (EXHIBITION)

WKU used double-digit scoring runs in each half to help take down Kentucky Wesleyan, the 16th-ranked team in NCAA Division II, and capture a 75-68 exhibition win at E.A. Diddle Arena. Chris Harrison-Docks led all scorers with 21 points and hit 5 of 6 shots from 3-point range. Justin Johnson had 14 points, six rebounds and three blocks, and Kentucky Wesleyan was led by C.J. Blackwell's 18 points and Ken-Jah Bosley's 17 points.

WKU HILLTOPPERS

2015-16 Record	18-16 (8-10 C-USA)
Ranking	NR
NCAA RPI	157
Last Game	W, 87-79 vs. Campbellsville (Exh.)
Head Coach	Rick Stansbury
Career Record	293-166 (14th season)
Record at School	First season
2015-16 Leading Scorer	J. Johnson (14.9 ppg)
2015-16 Leading Rebounder	J. Johnson (7.9 rpg)
2015-16 Leading Assists	C. McNeal (3.9 apg)

KENTUCKY WESLEYAN PANTHERS

2015-16 Record	27-4
Ranking	N/A
NCAA RPI	N/A
Last Game	L, 109-71 at Louisville (Exh.)
Head Coach	Happy Osborne
Career Record	527-105 (19th Season)
Record at School	71-21 (Fourth Season)
2015-16 Leading Scorer	K. Bosley (16.6 ppg)
2015-16 Leading Rebounder	J. Jacks (8.6 rpg)
2015-16 Leading Assists	M. Fillyaw (3.5 apg)

WORKING CREDENTIALS: To request credentials, please contact Zach Greenwell, Associate Director of Media Relations, or Lance Dozier, WKU Media Relations Assistant. All requests should be made as early as possible and should be limited to working press only. Space on the E.A. Diddle Arena press row is limited, and a media/photo work room is available on the ground level just off the arena floor for credentialed media members.

Credentials will be screened and issued on a priority basis, with national publications, daily newspapers, wire services, originating radio and television networks, television tape crews and student newspapers from WKU and the visiting school receiving top priority. Requests from weekly newspapers, internet publications and radio stations that cover WKU and the visiting team will be honored on a space-available basis. Requests for credentials will be reviewed on a case-by-case, year-by-year basis.

The Athletic Communications/Media Relations office has the final authority on whether any individuals from any organization will be issued media credentials. Space will also be made available to professional scouts. Complimentary tickets are not provided to media. Spouses, dates, equipment carriers and non-working members of the media are restricted from press row, sidelines and interview areas.

MEDIA WILL CALL: Credentials may be picked up on gameday at Media Will Call at Entrance 2 of E.A. Diddle Arena. Please be mindful that parking is done by a list and parking passes will not be issued, so please request parking at the same time.

PHOTOGRAPHERS: Credentials for photographers will be issued on the basis of circulation, with priority granted to agencies covering the participating schools on a regular basis. Credentials will not be issued to freelance photographers unless they are employed by a reputable publication or the media relations office of the participating schools. Per NCAA rule, images or likeness of current student-athletes may not be sold, distributed or used for commercial purposes.

RADIO COVERAGE: Radio broadcast permission must be obtained in advance, along with press row reservations, from Zach Greenwell. WKU maintains

courtesy phone lines for schools who can provide reciprocal arrangements for the Hilltopper IMG Sports Network. Other arrangements for installation of broadcast lines, including ISDN lines, should be made well in advance with Greenwell and WKU Telecommunications.

BASELINE AREAS: Access to the baselines is reserved for photographers/videographers. When on the baselines, media must remain outside the team bench areas. This includes during pregame activities. With rare exceptions, a seat on press row will not be issued to media members shooting from the baselines, since a media/photo work room is easily accessible.

RECRUITS: Per NCAA rule, media are not permitted to have contact with a prospect or family members of a prospect during their visit (official or unofficial) to campus, including prospects in attendance at practice or games. Contact includes in-person conversations, phone calls, text messages, emails, social media, etc. Media are also asked to make every effort to keep distance from prospects on campus, including at practice, during pre-game activities on the sidelines and in the stands.

GAMEDAY SERVICES: Members of the media covering the game will be provided with pregame notes for both teams, a media guide and a flipcard. Statistics will be handed out at each media timeout, and a running play-by-play will also be provided following the game. WKU offers live stats for media members through StatBroadcast. Approximately 15 minutes following the completion of the game, a final statistical book will be available. The first run of books will be given directly to the visiting SID to allow for easy departure.

POSTGAME INTERVIEWS: For home games, head coach Rick Stansbury and select players will hold a postgame news conference with the media in the Paul Just Media Center at E.A. Diddle Arena. WKU Athletic Communications/Media Relations representatives will be available to assist in postgame interviews. Interviews with the visiting team can be coordinated with the visiting SID, unless it is predetermined that the visiting team will also come to the media room.

WEEKLY PRESS CONFERENCE: Head coach Rick Stansbury holds a press conference for credentialed media during the week when the team schedule allows, usually on a weekly basis. Select players may also be available at the weekly press conference.

CURRENT WKU STREAKS	
All Games	L1
Last Loss: 03/11/16 vs. Old Dominion	
At E.A. Diddle Arena	W3
Last Loss: 02/18/16 vs. Old Dominion	
On the Road	L1
Last Win: 02/25/16 at Middle Tennessee	
Neutral Sites	L1
Last Win: 03/10/16 vs. UAB	
vs. Ranked Opponents	L2
Last Win: 01/10/15 vs. #25 Old Dominion	
Nonconference (Home)	W9
Last Loss: 12/20/14 vs. #4 Louisville	
Nonconference (Road/Neutral)	W2
Last Loss: 11/25/15 vs. Duquesne	
Conference USA	W2
Last Loss: 02/27/16 at UAB	
Conference USA (Home)	W3
Last Loss: 02/18/16 vs. Old Dominion	
Conference USA (Road)	L1
Last Win: 02/25/16 at Middle Tennessee	
Games Allowing 75 or Fewer Points	0
Last: 03/03/16 vs. Southern Miss (60)	
Games with a 15-Point Scorer	7
Last Miss: 02/20/16 vs. Charlotte	
Games with an Even/Pos. Assist-to-TO Ratio	0
Last: 03/09/16 vs. North Texas (21/13)	
Games with a 3-Point FG	906
Last Miss: 03/13/87 vs. West Virginia	
When Scoring 80+ Points	W3
Last Loss: 02/13/16 vs. Marshall (93, OT)	
When Scoring 90+ Points	W1
Last Loss: 02/13/16 vs. Marshall (93, OT)	
When Scoring 100+ Points	W4
Last Loss: 01/29/04 vs. La.-Lafayette (110-102)	

2015-16 C-USA STANDINGS

	---C-USA---			--Overall--		
	W-L	PCT		W-L	PCT	
1. UAB	16-2	.889		26-5	.839	
2. Middle Tenn.	13-5	.722		21-9	.700	
3. LA Tech	12-6	.667		23-8	.742	
Old Dominion	12-6	.667		19-12	.613	
Marshall	12-6	.667		16-15	.516	
6. UTEP	10-8	.556		18-13	.581	
7. Charlotte	9-9	.500		13-18	.419	
8. WKU	8-10	.444		16-15	.516	
9. FIU	7-11	.389		13-18	.419	
Rice	7-11	.389		12-19	.387	
North Texas	7-11	.389		12-19	.387	
12. Southern Miss	5-13	.278		8-21	.276	
Florida Atlantic	5-13	.278		7-24	.226	
14. UTSA	3-15	.167		5-26	.161	

2016-17 C-USA PRESEASON

ALL-CONFERENCE USA TEAM

Erik McCree, LA Tech (Senior, F)
 Jon Elmore, Marshall (Junior, G)
 Ryan Taylor, Marshall (Senior, F)
 Giddy Potts, Middle Tennessee (Junior, G)
 Reggie Upshaw Jr., Middle Tennessee (Senior, F)
 Jeremy Combs, North Texas (Junior, F)
 Marcus Evans, Rice (Sophomore, G)
 Chris Cokley, UAB (Junior, F)
 William Lee, UAB (Junior, F)
Justin Johnson, WKU (Junior, F)

COACHES POLL (first-place votes)

1. UAB (10)	5. ODU	9. Rice	13. USM
2. MT (4)	6. UTEP	10. North Texas	14. UTSA
3. WKU	7. LA Tech	11. FIU	
4. Marshall	8. Charlotte	12. Florida Atlantic	

WKU IN 2015-16 C-USA STATISTICS

CATEGORY	TEAM	PLAYERS
Scoring Offense	6th (76.5)	Johnson (T-13th, 15.0)
Scoring Defense	9th (75.6)	--
Scoring Margin	8th (+0.9)	--
Free Throw %	7th (.698)	Cosby (3rd, .850)
Field Goal %	4th (.464)	Johnson (2nd, .606)
FG% Defense	8th (.452)	--
3-Point FG %	6th (.359)	Snipes (3rd, .429)
3-Pt. FG% Defense	11th (.382)	--
Reb. Offense	2nd (38.6)	Johnson (T-6th, 7.7)
Reb. Defense	2nd (33.5)	--
Reb. Margin	2nd (+5.2)	--
Blocked Shots	T-5th (4.1)	Lawson (4th, 2.0)
Assists	6th (13.5)	McNeal (7th, 3.9)
Steals	14th (4.7)	None Ranked
TO Margin	13th (-2.1)	--
A/TO Ratio	9th (1.0)	McNeal (5th, 2.0)
Offensive Rebs.	2nd (12.1)	Johnson (5th, 3.1)
Defensive Rebs.	6th (26.6)	Edmond (10th, 4.8)
Defensive Reb. %	5th (.714)	--
Offensive Reb. %	2nd (.346)	--
3-Point FG Made	11th (6.7)	Cosby (6th, 2.5)
Minutes Played	--	None Ranked

TEAM ROSTER

NO	NAME	POS	HT	WT	YR	EXP	HOMETOWN (PREVIOUS SCHOOL)
00	Jabari McGhee	F	6-7	205	r-So.	TR	Albany, Ga. (Univ. of Tennessee)
1	Tobias Howard	G	6-2	185	Fr.	HS	Lithonia, Ga. (DME Academy)
3	Damari Parris	G	6-0	160	Fr.	HS	Bowie, Md. (Evelyn Mack Academy)
5	Junior Lomomba	G	6-5	205	r-Sr.	TR	Montreal, Quebec (Providence)
12	Pancake Thomas	G	6-4	195	r-Sr.	FR	Baton Rouge, La. (Hartford)
14	Ben Lawson	F	7-1	235	Sr.	3L	Hitchin, England (Oaklands College)
15	Tyler Miller	G	6-4	185	Jr.	TR	Louisville, Ky. (Marshalltown Community College)
21	Marko Stajkovski	G	6-7	195	Fr.	HS	Novi Sad, Serbia (E-Gimnazija Novi Sad)
23	Justin Johnson	F	6-7	240	Jr.	2L	Hazard, Ky. (Perry County Central HS)
24	Willie Carmichael	F	6-8	210	r-So.	TR	Apopka, Fla. (Univ. of Tennessee)
32	Que Johnson	G	6-6	205	r-Sr.	TR	Pontiac, Mich. (Washington State)
42	Anton Waters	F	6-7	245	Sr.	1L	Baltimore, Md. (Gulf Coast State College)
43	Marty Leahy	G	6-5	210	Fr.	HS	Brisbane, Australia (Ipswich Grammar)
	Lamonte Bearden	G	6-3	160	Jr.	TR	Milwaukee, Wis. (University at Buffalo)

PRONUNCIATION GUIDE

NAME	PRONUNCIATION
Lamonte Bearden	luh-MAHN-tay
Marty Leahy	LAY
Junior Lomomba	luh-MOM-buh
Jabari McGhee	juh-BAR-ee
Damari Parris	duh-MAR-ee
Marko Stajkovski	sty-CAHV-ski
Shammond Williams	shuh-MOND
Quannas White	kuh-WAHN-us

COACHING AND SUPPORT STAFF

POSITION	NAME	ALMA MATER (YEAR)	YEAR IN ROLE
Head Coach	Rick Stansbury	Campbellsville (1981)	First Season
Assistant Coach	Chris Cheeks	VCU (1990)	First Season
Assistant Coach	Shammond Williams	North Carolina (1998)	First Season
Assistant Coach	Quannas White	Oklahoma (2003)	First Season
Director of Basketball Operations	Talvis Franklin	Mississippi State (2007)	First Season
Associate Director of Basketball Ops	Martin Cross	WKU (2015)	First Season
Video Coordinator	Mark Martin	Texas A&M (2012)	First Season
Academic Coordinator	William Monts	Clemson (2006)	First Season
Graduate Assistant Manager	Ben Hansbrough	Notre Dame (2011)	First Season
Strength and Conditioning Coach	Duane Hall	WKU (1996)	Third Season
Athletic Trainer	Mike Gaddie	Murray State (1992)	17th Season
Program Manager	Erien Watson	Mississippi State (2009)	First Season



Head Coach
Rick Stansbury



Assistant Coach
Chris Cheeks



Assistant Coach
Shammond Williams



Assistant Coach
Quannas White




Director of Ops
Talvis Franklin



Assoc. Dir. of Ops
Martin Cross



Video Coordinator
Mark Martin



Academic Coord.
William Monts



Grad. Ast. Manager
Ben Hansbrough



Strength Coach
Duane Hall



Athletic Trainer
Mike Gaddie



Program Manager
Erien Watson

THE LAST TIME OUT

WKU improved to 54-4 all-time in preseason exhibition games with an 87-79 win over Campbellsville, which is first-year Hilltopper head coach Rick Stansbury's alma mater. The Hilltoppers shot 48.3 percent from the field and netted 26 of 32 free throws. Junior forward Justin Johnson led WKU players in double figures with 22 points and 12 rebounds, including two 3-pointers. Johnson made one 3-pointer all last season. Graduate senior guard Pancake Thomas added 17 points, while senior forward Ben Lawson had 12 points, six rebounds and two blocks. Redshirt sophomore forward Willie Carmichael finished with 11 points and 13 rebounds – making 9 of 10 free throws – and graduate senior guard Junior Lomomba chipped in 11 points, five rebounds and three assists.

NOTES ON THE PROGRAM

NEW-LOOK ROSTER

WKU's 2016-17 roster, which has nine newcomers, represents seven states – Florida, Georgia, Kentucky, Louisiana, Maryland, Michigan and Wisconsin – as well as four other countries – Australia, Canada, England and Serbia. With many new faces on the roster, WKU returns 31 percent of its scoring, 39 percent of its rebounding and 14 percent of its assists from the 2015-16 campaign.

POSTSEASON PLAY

WKU has advanced to the semifinals of its league tournament in 11 of the last 12 seasons, including a run to the 2016 Conference USA Tournament semifinals. The team is 21-5 with four championships in the last nine conference tournaments overall. WKU's 23 NCAA Tournament appearances are six more than the next closest Conference USA school (UTEP, 17), and one more than the eight league schools with the fewest appearances combined (LA Tech, 5; Marshall, 5; Rice, 4; North Texas, 3; Southern Miss, 3; FIU, 1; Florida Atlantic, 1; UTSA, 0).

PROGRAM PRESTIGE

Entering 2016-17, WKU ranks third in NCAA history in regular-season league titles (42), ninth in all-time winning percentage (.663) and is tied for 16th in all-time victories (1,737). WKU, Middle Tennessee and LA Tech are the only schools in Conference USA to win 20 or more games in at least three of the last four seasons. WKU's 43 20-win seasons are the seventh-most in NCAA history.

FRIENDLY CONFINES

WKU is 49-15 (.766) at E.A. Diddle Arena over the last four seasons after going 27-17 (.614) in the three seasons prior. The Hilltoppers are 573-162 all-time at Diddle Arena for a .780 winning percentage.

CONFERENCE USA PRESEASON

Justin Johnson was named to the 2016-17 Conference USA Men's Basketball Pre-season All-Conference Team, while WKU was picked to finish third in the league. Johnson, a 6-foot-7 junior forward from Hazard, Ky., is WKU's first preseason all-conference selection since George Fant and T.J. Price both made the list in the Hilltoppers' inaugural season in C-USA in 2014-15. Third is the highest the Hilltoppers have been picked to finish as a team since they joined C-USA, and it's their highest projection overall since being tabbed to win the Sun Belt Conference before the 2013-14 campaign.

LASTING NBA LEGACY

Heading into the current NBA season, WKU had two players in the league – the New York Knicks' Courtney Lee and the Indiana Pacers' Jeremy Evans. As of August 2016, WKU had as many or more current NBA players (2) than six schools each from the Big Ten, Big 12 and SEC, five programs from the ACC and three schools from the Pac-12. WKU is one of 10 teams from the Group of Five conferences with multiple NBA players. The Hilltoppers were the only Conference USA team with multiple NBA pros, and they had as many as the entire Mid-American Conference combined. They also had more NBA players than 11 teams in the Sun Belt, eight teams in the American Athletic Conference and seven teams in the Mountain West. WKU also had as many or more NBA players than many high-level, non-FBS programs, including Butler, Davidson, Dayton, Providence, Seton Hall, Temple and Xavier.

NOTES ON THE SCHEDULE

CONFERENCE USA SLATE

Home games against six of the top seven finishers in C-USA last season highlight the conference slate. The Hilltoppers will play home-and-home series with four of

the top five finishers in C-USA last season – UAB, Middle Tennessee, Old Dominion and Marshall. The 18-game conference slate also includes a home-and-home series with Charlotte and single games against the other eight teams in the league.

NONCONFERENCE SCHEDULE

WKU welcomes Austin Peay, Ohio, North Carolina A&T, Alabama State and Jacksonville State to E.A. Diddle Arena in nonconference contests as the program enters a new era under Rick Stansbury. The Hilltoppers will be well-tested on the road with trips to regional rivals Belmont, Eastern Kentucky and Indiana State, as well as Saint Mary's (Calif.), Detroit and SEC foe Missouri. They will also play two games in the Global Sports Classic in Las Vegas, starting against Washington on the day after Thanksgiving. The Hilltoppers will then square off with either UNLV or TCU.

NOTES ON THE HILLTOPPERS

JUSTIN JOHNSON

Junior forward Justin Johnson led WKU with 14.9 points per game and 7.9 rebounds per game in 2015-16, becoming the first Hilltopper to lead the team in both categories since Derrick Gordon in 2011-12. Johnson shot 60.2 percent from the field last season, ranking second in Conference USA and 20th in the nation. He also ranked 14th in C-USA in scoring and sixth in rebounding. Johnson's 507 points last season were the seventh-most by a sophomore in WKU history, and the 41st 500-point season overall by a Hilltopper. He needs 344 points to reach 1,000 for his career.

BEN LAWSON

Senior forward Ben Lawson ranks fifth in WKU history with 128 career blocked shots. His 66 blocks in 2015-16 were the seventh-most in a season in Hilltopper history. Lawson joins Jeremy Evans, Elgrace Wilborn and Chris Marcus as Hilltoppers with at least 50 blocks in multiple seasons.

GRADUATE TRANSFERS

On a team in need of backcourt help, graduate transfer guards Que Johnson (Washington State), Junior Lomomba (Providence) and Pancake Thomas (Hartford) will provide valuable experience this year. The trio has played in 281 combined games and scored a combined 1,954 points over their college careers, while Lomomba helped the Friars to the NCAA Tournament the last two seasons. Thomas reached the NCAA Tournament in his first two seasons at New Mexico before transferring to Hartford.

TENNESSEE TRANSFERS

WKU adds the services of two transfers from the University of Tennessee, forwards Willie Carmichael and Jabari McGhee. Carmichael, who played in all 32 UT games as a freshman in 2014-15 and averaged three points and 2.3 rebounds in 14.8 minutes per game, will be eligible to start the 2016-17 season. McGhee will be eligible midway through the season.

LAMONTE BEARDEN

Buffalo transfer guard Lamonte Bearden will sit out this season, but he also offers WKU postseason experience. Bearden was a starter on the Bulls' NCAA Tournament teams the last two seasons.

NOTES ON THE COACHING STAFF

STANSBURY BACK AT THE HELM

Among the 40-plus Division I men's basketball coaching hires over the offseason, Rick Stansbury ranks fifth with 293 career Division I wins. Among those new Division I hires across the country, Stansbury is also tied for fifth in NCAA Tournament appearances with six. Among the new Division I hires with 10-plus years of head coaching experience at the D-I level, Stansbury's .638 career winning percentage ranks third. His percentage of seasons with an NCAA Tournament bid (.429) also ranks third on that list.

HOME-COURT ADVANTAGE

Stansbury's teams have been outstanding on their own turf, boasting a winning percentage at home of better than 80 percent during his 14 seasons at the helm at Mississippi State.

TOURNAMENT TIME

In Stansbury's 30 seasons as a head coach or assistant coach, his teams have gone to

the postseason 18 times, with top-five seeds in the NCAA Tournament six times. The Bulldogs reached the postseason 11 times in Stansbury's 14 seasons as a head coach at Mississippi State.

CHAMPIONSHIP MINDSET

During Stansbury's final 10 years leading Mississippi State, only Kentucky won more SEC championships than his eight, and over his entire 14-year run at the helm, only Kentucky and Florida won more games. His 293 career victories are the 10th-most in SEC history.

ACADEMIC SUCCESS

During Stansbury's time as a head coach at Mississippi State, only Vanderbilt had a higher graduation rate in the SEC, and the Bulldogs were third in the SEC with 41 academic honorees in 14 years.

FILLING THE STANDS

Of the top 30 games for attendance in MSU history, 26 came during Stansbury's run as head coach, including all of the top 10.

FAMILY TRADITION

Stansbury's connection to The Hill goes back well before his hiring as head coach to his great uncle, Edgar B. Stansbury, a 1994 WKU Athletics Hall of Famer as a three-sport athlete (baseball, basketball, football), football assistant coach under W.L. "Gander" Terry, and Director of Athletics in 1946 after serving his country in World War II. The concourse inside E.A. Diddle Arena is named in E.B. Stansbury's honor.

ASSISTANTS' WINNING PEDIGREE

WKU's three assistants – Chris Cheeks (VCU), Shammond Williams (North Carolina) and Quannas White (Oklahoma) – reached a combined four Final Fours and scored 3,286 career points between them at the Division I level as players.

NUMBERS OF NOTE

WINS AGAINST RANKED TEAMS SINCE 1985-86

WKU has notched 11 wins against ranked opponents since the 1985-86 season, with three at E.A. Diddle Arena, three on the road and five at neutral sites.

WKU's Wins Against Ranked Opponents since 1985-86

- 12/07/85: (W) 71-58 vs. #19 Auburn at E.A. Diddle Arena
- 01/16/86: (W) 75-72 (OT) at #12 UAB
- 01/25/86: (W) 81-75 vs. #18 UAB at E.A. Diddle Arena
- 02/16/93: (W) 78-77 at #22 Louisville
- 03/08/93: (W) 72-63 vs. #13 New Orleans in SBC Tourn. in Biloxi, Miss.
- 03/20/93: (W) 72-68 vs. #6 Seton Hall in NCAA Tourn. in Orlando, Fla.
- 11/15/01: (W) 64-52 at #4 Kentucky
- 03/21/08: (W) 101-99 (OT) vs. #14 Drake in NCAA Tourn. in Tampa, Fla.
- 11/30/08: (W) 68-54 vs. #3 Louisville in Nashville, Tenn.
- 12/11/09: (W) 76-69 vs. #24 Vanderbilt in Nashville, Tenn.
- 01/10/15: (W) 72-65 vs. #25 Old Dominion at E.A. Diddle Arena

TOP E.A. DIDDLE ARENA ATTENDANCES SINCE 2002-03

Since the 2002-03 season, after E.A. Diddle Arena underwent its renovation to its current capacity of 7,326, the Hilltoppers have played in front of 16 home crowds of at least 7,000 people. A standing room only crowd of 7,598 was on-hand on Dec. 20, 2014, to see WKU face No. 4 Louisville, which became the largest non-conference crowd since the renovation, and 7,119 were at E.A. Diddle Arena for Senior Night on Feb. 28, 2015.

Games of At Least 7,000 at E.A. Diddle Arena since Capacity Went to 7,326

- 1. 8,118 - 03/11/03 - W, 64-52 vs. Middle Tennessee - SBC Tournament
- 2. 7,718 - 02/21/08 - L, 69-64 vs. South Alabama
- 3. 7,598 - 12/20/14 - L, 76-67 vs. #4 Louisville
- 4. 7,523 - 12/30/13 - L, 79-74 vs. Ole Miss
- 5. 7,412 - 03/01/03 - W, 89-75 vs. Middle Tennessee
- 6. 7,336 - 11/26/05 - L, 69-65 vs. Georgia
- 7. 7,328 - 11/29/03 - L, 81-75 vs. Mississippi State
- 8. 7,326 - 01/26/06 - W, 94-81 vs. Louisiana-Lafayette
- 7,326 - 02/18/06 - W, 79-58 vs. Northern Arizona
- 7,326 - 02/25/06 - W, 80-65 vs. FIU
- 7,326 - 12/22/10 - L, 114-82 vs. #25 Louisville
- 7,326 - 02/25/12 - W, 73-67 vs. Middle Tennessee
- 7,326 - 03/02/13 - L, 70-62 vs. Middle Tennessee

- 14. 7,119 - 02/28/15 - W, 77-61 vs. FIU
- 15. 7,117 - 02/21/09 - W, 79-66 vs. FIU
- 16. 7,089 - 12/09/06 - L, 75-70 vs. Southern Illinois
- 17. 7,086 - 12/02/08 - W, 67-63 vs. Georgia

CONFERENCE STARTS OF AT LEAST 5-0

WKU has started at least 5-0 in conference play 12 times, including 2014-15, and just three times since 1970. WKU began the 2014-15 Conference USA season 7-0 before losing at LA Tech on Jan. 29, its best conference start since 1969-70.

Best Starts to Conference Play

- 1. 14-0 - 1969-70 Ohio Valley Conference*
- 14-0 - 1965-66 Ohio Valley Conference*
- 3. 11-0 - 1966-67 Ohio Valley Conference
- 4. 8-0 - 1949-50 Ohio Valley Conference*
- 8-0 - 1951-52 Ohio Valley Conference
- 6. 7-0 - 1956-57 Ohio Valley Conference
- 7-0 - 1960-61 Ohio Valley Conference
- 7-0 - 2014-15 Conference USA
- 9. 6-0 - 1953-54 Ohio Valley Conference
- 10. 5-0 - 1952-53 Ohio Valley Conference
- 5-0 - 1979-80 Ohio Valley Conference
- 5-0 - 1992-93 Sun Belt Conference

(*) finished undefeated

MISCELLANEOUS STATS

10+ POINT GAMES

	2015-16	CAREER
Justin Johnson	27	30
Ben Lawson	6	10
Anton Waters	3	3

20+ POINT GAMES

Justin Johnson	7	7
----------------	---	---

10+ REBOUND GAMES

Justin Johnson	10	10
Ben Lawson	3	3

DOUBLE-DOUBLES

Justin Johnson	10	10
----------------	----	----

GAMES LED WKU IN SCORING

Justin Johnson	13	14
----------------	----	----

GAMES LED WKU IN REBOUNDING

Justin Johnson	21	24
Ben Lawson	4	6
Anton Waters	2	2

GAMES LED WKU IN ASSISTS

Justin Johnson	2	3
Ben Lawson	0	1

GAMES LED WKU IN BLOCKED SHOTS

Ben Lawson	25	49
Justin Johnson	7	12
Anton Waters	5	5

GAMES LED WKU IN STEALS

Justin Johnson	8	11
Ben Lawson	4	8
Anton Waters	1	1

WKU BY SITUATION

CATEGORY	2013-14	2014-15	2015-16	2016-17	ALL
All games	20-12	20-12	18-16	0-0	58-40
Conference games	12-6	12-6	8-10	0-0	32-22
Nonconference games	8-6	8-6	10-6	0-0	26-18
Home	13-4	13-3	12-4	0-0	38-11
Away	7-7	5-8	3-9	0-0	15-24
Neutral site	0-1	2-1	3-3	0-0	5-5
Televised games	16-10	17-10	13-14	0-0	46-34
vs. Ranked opponents	0-2	1-1	0-2	0-0	1-5
vs. Unranked opponents	20-10	19-11	18-14	0-0	57-35
Winning the tip	8-3	8-6	12-7	0-0	28-16
Losing the tip	12-9	12-6	6-9	0-0	30-24
Scoring first	12-4	10-8	15-10	0-0	37-22
Opponent scores first	8-8	10-4	3-6	0-0	21-18
Leading at halftime	15-2	14-2	14-5	0-0	43-9
Trailing at halftime	4-10	3-9	4-10	0-0	11-29
Tied at halftime	1-0	3-1	0-1	0-0	4-2
Leading with 5:00 to play	14-2	15-2	17-6	0-0	46-10
Trailing with 5:00 to play	6-10	2-10	1-10	0-0	9-30
Tied with 5:00 to play	0-0	3-0	0-0	0-0	3-0
In overtime	1-1	3-0	2-3	0-0	6-4
Games decided by ≤3 pts.	6-1	3-3	2-5	0-0	11-9
Games decided by 4-10 pts.	10-6	10-5	9-6	0-0	29-17
Games decided by 11+ pts.	4-5	7-4	7-5	0-0	18-14
Shooting 50% or higher	4-1	2-1	10-1	0-0	16-3
Shooting 40-49%	13-2	15-6	7-11	0-0	35-19
Shooting less than 40%	3-9	3-5	1-4	0-0	7-18
Opp. shooting 50% or higher	2-3	0-3	2-9	0-0	4-15
Opp. shooting 40-49%	12-7	10-7	9-6	0-0	31-20
Opp. shooting less than 40%	6-2	10-2	7-1	0-0	23-5
Make more 3FG than opp.	11-9	14-4	4-4	0-0	29-17
Make fewer 3FG than opp.	7-3	4-4	8-12	0-0	19-19
3FG made are even	2-0	2-4	6-0	0-0	10-4
Attempt more FT than opp.	14-3	14-2	13-11	0-0	62-22
Attempt fewer FT than opp.	6-8	4-9	5-5	0-0	23-36
FT attempts are even	0-1	2-1	0-0	0-0	4-5
More rebounds than opp.	16-6	14-5	16-11	0-0	41-22
Fewer rebounds than opp.	2-5	5-7	2-5	0-0	9-17
Rebounds are even	2-1	1-0	0-0	0-0	3-1
More assists than opp.	11-4	18-3	13-1	0-0	42-8
Fewer assists than opp.	7-6	2-9	3-14	0-0	12-29
Assists are even	2-2	0-0	2-1	0-0	4-3
Commit more TOs than opp.	7-9	6-9	14-12	0-0	27-30
Commit fewer TOs than opp.	12-2	11-3	3-2	0-0	26-7
Turnovers are even	1-1	3-0	1-2	0-0	5-3
Scoring 100+ points	1-0	1-0	0-0	0-0	2-0
Scoring 90-99 points	0-0	0-0	3-1	0-0	3-1
Scoring 80-89 points	2-1	6-2	7-2	0-0	15-5
Scoring 70-79 points	7-3	8-0	5-7	0-0	20-10
Scoring 60-69 points	7-4	4-6	2-4	0-0	13-14
Scoring fewer than 60 points	3-4	1-4	1-2	0-0	5-10
Allowing 100+ points	0-0	0-0	0-0	0-0	0-0
Allowing 90-99 points	0-0	0-1	1-5	0-0	1-6
Allowing 80-89 points	0-2	2-1	2-5	0-0	4-8
Allowing 70-79 points	6-8	3-6	8-3	0-0	17-17
Allowing 60-69 points	7-2	9-3	6-2	0-0	22-7
Allowing fewer than 60 pts.	7-0	6-1	1-1	0-0	14-2
Following a win	11-9	13-7	6-12	0-0	30-28
Following a loss	9-3	7-5	12-4	0-0	28-12
More bench points than opp.	14-10	10-3	15-12	0-0	39-25
Fewer bench pts. than opp.	6-2	10-9	3-4	0-0	19-15
Bench points are even	0-0	0-0	0-0	0-0	0-0
in November	4-2	2-3	3-3	0-0	9-8
in December	4-3	5-2	5-2	0-0	14-7
in January	6-2	8-1	3-6	0-0	17-9
in February	5-2	3-4	3-4	0-0	11-10
in March	1-3	2-2	4-1	0-0	7-6
on Monday	0-3	1-0	1-1	0-0	2-4
on Tuesday	0-2	0-2	3-0	0-0	3-4
on Wednesday	1-0	3-0	2-2	0-0	6-2
on Thursday	7-2	7-3	5-4	0-0	19-9
on Friday	0-0	0-0	0-1	0-0	0-1
on Saturday	12-5	8-6	6-7	0-0	26-18
on Sunday	0-0	1-1	1-1	0-0	2-2

THE LAST TIME IT HAPPENED

A WKU TEAM:

Was ranked	2007-08
Final Associated Press Poll (No. 22)	
Received votes in a national poll	11/13/09
Associated Press Preseason Top 25	
Played a ranked team	12/19/15
(L) 79-56 at #16 Louisville	
Beat a ranked team	01/10/15
(W) 72-65 vs. #25 Old Dominion	
Won 10+ straight	01/10/08 - 02/16/08 (11)
Won 15+ straight	01/03/02 - 03/05/02 (15)
Won 20+ straight	12/03/66 - 02/20/67 (21)
Lost 5+ straight	12/31/11 - 01/15/12 (5)
Scored 100 pts	12/29/14
(W) 104-62 vs. Alice Lloyd (Ky.) College	
Scored 100 pts on the road	02/22/01
(W) 100-60 at Arkansas State	
Scored 100 pts and lost	01/29/04
(L) 110-102 vs. Louisiana-Lafayette	
Allowed 100 pts	12/22/10
(L) 114-82 vs. #25 Louisville	
Allowed 100 pts at home	12/22/10
(L) 114-82 vs. #25 Louisville	
Allowed 100 pts and won	12/03/73
(W) 102-100 at Arkansas	
Scored fewer than 50 pts	11/12/13
(L) 66-49 at #16 Wichita State	
Allowed fewer than 50 pts	12/27/14
(W) 89-42 vs. Brescia (Ky.)	
Back-to-back 20-point wins	2010
11/12/10 • (W) 98-70 at Saint Joseph's	
11/15/10 • (W) 83-61 vs. Alabama A&M	
30-point win	12/28/13
(W) 103-65 vs. Brescia (Ky.)	
Back-to-back 30-point wins	2001
12/15/01 • (W) 103-40 vs. West Alabama	
12/19/01 • (W) 95-61 vs. Creighton	
40-point win	12/29/14
(W) 104-62 vs. Alice Lloyd (Ky.) College	
Back-to-back 40-point wins	2014
12/27/14 • (W) 89-42 vs. Brescia (Ky.)	
12/29/14 • (W) 104-62 vs. Alice Lloyd (Ky.) College	
50-point win	01/03/04
(W) 107-52 vs. Kentucky State	
60-point win	12/15/01
(W) 103-40 vs. West Alabama	
30-point loss	12/05/15
(L) 95-64 at #12/18 Xavier	
Played in OT game	03/05/16
(W) 96-90 (OT) vs. LA Tech	
Played in a 2OT game	01/18/14
(W) 82-77 (2OT) vs. Arkansas State	
Played in a 3OT game	01/19/84
(L) 76-74 (3OT) vs. Jacksonville	
Played in back-to-back OT games	2016
02/06/16 • (L) 93-89 (OT) at UTEP	
02/13/16 • (L) 96-93 (OT) vs. Marshall	
Won on "last second" shot	02/08/14
(W) 79-78 at UALR	
Trency Jackson hit a 28-footer with 0:00.0 left in regulation	
Lost on "last second" shot	03/21/09
(L) 83-81 in NCAA Tournament vs. #10 Gonzaga	
Demetri Goodson hit 6-footer at 0:00.9	
Had 5 players in double figures	03/10/16
(W) 88-77 vs. UAB	
Had 6 players in double figures	01/29/05
(W) 77-75 at New Mexico State	
Had 7 players in double figures	11/24/01
(W) 101-77 vs. Murray State	
Had 8 players in double figures	12/08/93
(W) 129-91 vs. North Florida	
Had 2 double-figure rebounders	02/06/16
Fredrick Edmond (14) and Justin Johnson (12) at UTEP	

Had two 20-point scorers	02/06/16
Fredrick Edmond (24) and Aaron Cosby (22) at UTEP	
Had three 20-point scorers	11/13/07
(W) 88-67 vs. Kentucky Wesleyan	
Had 10+ 3FGs	03/11/16
10-of-24 3FG vs. Old Dominion	
Held opponent under 35.0% shooting	11/24/15
30.7% (23-for-75) vs. Central Michigan	
Committed fewer than 10 TOs	03/11/16
4 vs. Old Dominion	
Committed fewer than 5 TOs	03/11/16
4 vs. Old Dominion	
Committed 25+ TOs	11/18/14
25 at Minnesota	
Forced 25+ TOs	11/10/12
26 at Southern Miss	
Shot 60% from the field	11/12/10
60.9% at St. Joseph's	
Shot 70% from the field	02/24/84
71.1% vs. UAB	
Shot 90% from FT line (min. 10)	01/23/16
93.3% (14-of-15) at Charlotte	

A WKU INDIVIDUAL:

Scored 25 pts	03/05/16
Aaron Cosby (34) vs. LA Tech	
Scored 30 pts	03/05/16
Aaron Cosby (34) vs. LA Tech	
Scored 40 pts	01/29/04
Anthony Winchester (40) vs. Louisiana-Lafayette	
Scored 50 pts	01/30/65
Clem Haskins (55) vs. Middle Tennessee	
Had 15 rebounds	11/14/15
Justin Johnson (15) vs. Campbellsville (Ky.)	
Had 20 rebounds	11/25/00
Chris Marcus (21) vs. Tennessee State	
Had 25 rebounds	03/07/72
Granville Bunton (27) at Morehead State	
Had 20 pts and 10 rebs	02/06/16
Fredrick Edmond (24 pts, 14 rebs) and Justin Johnson (15 pts, 12 rebs) at UTEP	
Had 10 assists	02/24/11
Jamal Crook (10) vs. FIU	
Had 5 blocks	01/09/16
Ben Lawson (5) vs. Florida Atlantic	
Had 5 steals	12/28/15
Marlon Hunter (6) vs. Brescia (Ky.)	
Had a double-double	03/10/16
Justin Johnson (14 pts, 15 rebs) vs. UAB	
Two players had a double-double	02/06/16
Fredrick Edmond (24 pts, 14 rebs) and Justin Johnson (15 pts, 12 rebs) at UTEP	
Had a triple-double	01/01/09
Orlando Mendez-Valdez (18 pts, 12 asts, 10 rebs) vs. Troy	

AN OPPOSING INDIVIDUAL:

Scored 30 pts	03/13/16
Trey Freeman, Old Dominion (42)	
Scored 40 pts	03/13/16
Trey Freeman, Old Dominion (42)	
Had 15 rebounds	11/21/15
Jameel Warney, Stony Brook (16)	
Had 20 rebounds	12/07/03
Cuthbert Victor, Murray State (20)	
Had 20 pts and 10 rebs	02/06/16
Lee Moore, UTEP (23 pts, 11 rebs)	
Had 10 assists	02/13/16
Jon Elmore, Marshall (10)	
Had a double-double	03/11/16
Brandan Stith, Old Dominion (14 pts, 13 rebs)	



HEAD COACH RICK STANSBURY

CAREER RECORD: 293-166 (15TH SEASON)

RECORD AT WKU: FIRST SEASON

With 293 career wins and 11 postseason trips as a head coach to his credit, Rick Stansbury is the 15th head men's basketball coach at Western Kentucky University.

Stansbury, a Battletown, Ky., native and Campbellsville University Class of 2003 Hall of Famer, came to The Hill following two years at 2015-16 Southeastern Conference regular season champion Texas A&M, which included a run to the 2016 NCAA Sweet 16. In his 30 seasons as a head coach or an assistant coach, Stansbury's teams have gone to the postseason 18 times, with Top 5 seeds in the NCAA Tournament in 2016 (3), 2004 (2), 2003 (5), 2002 (3), 1996 (5) and 1995 (5) and in the NIT in 2012 (4), 2010 (1), and 2007 (1).

The veteran head coach made his name over a 22-year run at Mississippi State, including the final 14 as head coach (1999-2012), where he compiled a career record of 293-166 (.638), led the Bulldogs to the postseason 11 times – with six NCAA appearances – and became Mississippi State's all-time wins leader in the process.

In his two seasons in College Station, working for head coach Billy Kennedy, Stansbury helped the Aggie coaching staff sign a consensus top-10 recruiting class, a class regarded as one of the best in school history, in 2015. This past season, with Stansbury serving as associate head coach, the Aggies set a school record for wins with 28 after a 21-12 campaign and third place SEC finish in his first season. Texas A&M's run to the Sweet 16 was the deepest the Aggies have advanced in the tournament in program history.

During Stansbury's final 10 years leading Mississippi State, only Kentucky won more SEC championships than his eight, and over his entire 14-year run at the helm, only Kentucky and Florida won more games. His 293 career victories are the 10th-most in SEC history. The Bulldogs won the SEC tournament in 2002 and 2009, the overall SEC championship in 2004 and dominated the league's Western Division during Stansbury's tenure, winning the side in 2003, 2004, 2007, 2008 and 2010.

His teams were also postseason regulars, appearing in the NCAA Tournament or NIT 11 of his 14 seasons as MSU's head coach including trips to the NCAA Tournament in four consecutive seasons (2002-2005) and consecutive appearances in 2008 and 2009 with NIT trips in 1999, 2001, 2007, 2010 and 2012. Including his time as an assistant, Mississippi State went to the postseason 15 times in 22 seasons.

Seven Bulldogs earned All-America honors, 23 were named All-SEC (11 first teamers), and he posted 20 or more wins in 10 seasons during his 14-year run as head coach. Prior to Stansbury taking over as head coach, MSU had just seven postseason tournament appearances and won at least 20 games just seven times in the school's previous 86 years of basketball competition.

Stansbury is, in every essence of the word, a winner.

THE STANSBURY FILE

PERSONAL

Born: Dec. 23, 1959

Hometown: Battletown, Ky.

Wife: Meo **Children:** Isaac, Noah, Luke

COACHING CAREER

1981-82: Campbellsville (student assistant)

1983-84: Cumberland (graduate assistant)

1985-90: Austin Peay (assistant coach)

1990-94: Mississippi State (assistant coach)

1994-98: Mississippi State (assoc. head coach)

1998-2012: Mississippi State (head coach)

2014-15: Texas A&M (assistant coach)

2015-16: Texas A&M (associate head coach)

2016-17: WKU (head coach)

Off the court, Stansbury's program graduated players at a rate never before seen at Mississippi State. Over his time as head coach, only Vanderbilt had a higher graduation rate in the SEC, and the Bulldogs were third in the SEC with 41 academic honorees in 14 years. Fans also came out in droves in Starkville to watch Stansbury's Bulldogs play. Of the Top 30 most attended games in MSU history, 26 came during Stansbury's run as head coach, including all of the Top 10. He was the only coach in MSU history to average more than 10,000 fans per game in SEC play (2003-04/10,209), and his Bulldogs played in front of an average of over 7,000 fans per night in six of his 14 seasons as head coach.

Stansbury also brings to The Hill a national reputation of success as evidenced by his 2004 SEC Associated Press Coach of the Year, finalist for National Coach of the Year, and District 17 NABC Coach of the Year awards. During the 2003-04 season, Stansbury's Bulldogs ranked as high as No. 4 in the AP poll and finished No. 8 that year, their third consecutive Top 25 finish in the final AP poll. As a recruiter, Stansbury is no stranger to sending players to the NBA ranks. Since 1996, Stansbury has nine lottery picks including the 5th overall pick in the 1999 Draft, Jonathan Bender (Toronto), the 10th overall pick in the 1996 Draft, Erick Dampier (Indiana), and Parade All-American and 2005's 40th overall pick, Monta Ellis (Golden State). Over a nine-year period in Starkville (2003-11), Stansbury signed five different top-20 recruiting classes. His 2005 class was rated the sixth-best nationally by Rivals.com while his final class in the spring of 2011 was No. 12 nationally by the outlet. The Class of 2015 at Texas A&M was rated No. 8 nationally by Rivals.com.

Before going to Starkville, Stansbury spent six seasons as an assistant at Austin Peay State University in Clarksville, Tenn. Working alongside the late Lake Kelly, APSU recorded three consecutive winning seasons including an Ohio Valley Conference tournament championship and NCAA Tournament second-round berth in 1986-87.

His 16-year career as an assistant prior to the MSU head coaching post began at his alma mater,

CAREER RECORD BY OPPONENT 2016-17 OPPONENTS IN BOLD

TEAM	W-L	PCT
AKRON	0-2	.000
ALABAMA	16-14	.533
ALABAMA A&M	4-0	1.000
UAB	2-0	1.000
ALABAMA STATE	3-0	1.000
APPALACHIAN STATE	1-0	1.000
ARIZONA	2-1	.667
ARKANSAS	16-14	.533
ARKANSAS-LITTLE ROCK	3-0	1.000
ARKANSAS-PINE BLUFF	2-0	1.000
ARKANSAS STATE	2-0	1.000
AUBURN	16-12	.571
BAYLOR	0-1	.000
BELMONT	1-0	1.000
BETHUNE-COOKMAN	1-0	1.000
BIRMINGHAM-SOUTHERN	1-0	1.000
BRADLEY	1-0	1.000
BUTLER	0-1	.000
CALIFORNIA	0-1	.000
CENTENARY	4-0	1.000
CHARLOTTE	2-1	.667
CHATTANOOGA	1-0	1.000
CINCINNATI	0-2	.000
CLEMSON	0-2	.000
COLORADO STATE	0-1	.000
DEPAUL	1-0	1.000
DETROIT	2-0	1.000
DUKE	0-1	.000
EAST TENNESSEE STATE	0-1	.000
EASTERN KENTUCKY	2-0	1.000
FAIRFIELD	1-0	1.000
FAIRLEIGH DICKINSON	1-0	1.000
FLORIDA	8-9	.471
FLORIDA A&M	2-0	1.000
FLORIDA ATLANTIC	1-1	.500
FLORIDA STATE	1-1	.500
GEORGE MASON	1-1	.500
GEORGIA	9-9	.500
GEORGIA STATE	2-0	1.000
HAWAII	0-1	.000
HOLY CROSS	1-0	1.000
HOUSTON	2-0	1.000
IDAHO	1-0	1.000
ILLINOIS-CHICAGO	1-0	1.000
JACKSON STATE	2-0	1.000
JACKSONVILLE	1-0	1.000
JACKSONVILLE STATE	4-0	1.000
KENTUCKY	4-13	.235
LAFAYETTE	1-0	1.000
LIBERTY	1-0	1.000
LOUISIANA-LAFAYETTE	3-2	.600
LOUISIANA-MONROE	4-0	1.000
LSU	18-13	.581
LOUISIANA TECH	3-0	1.000
LOYOLA MARYMOUNT	2-0	1.000
MASSACHUSETTS	0-1	.000
MCNEESE STATE	5-0	1.000
MEMPHIS	0-1	.000
MIAMI (FLA.)	1-1	.500
MIAMI-OHIO	0-1	.000
MISSISSIPPI VALLEY STATE	3-0	1.000
MISSOURI	1-1	.500
MISSOURI-KANSAS CITY	1-0	1.000
MONMOUTH	1-0	1.000
MONTANA STATE	1-1	.500
MURRAY STATE	1-0	1.000
NEW ORLEANS	4-0	1.000
NICHOLLS STATE	5-0	1.000
NORTHWESTERN	1-0	1.000
NORTHWESTERN STATE	2-1	.667
NORTH ALABAMA	1-0	1.000
NORTH CAROLINA	0-1	.000
NORTH CAROLINA A&T	1-0	1.000
NORTH TEXAS	1-0	1.000
OKLAHOMA	1-0	1.000
OLE MISS	21-8	.724

CAREER RECORD BY OPPONENT

2016-17 OPPONENTS IN BOLD>

TEAM	W-L	PCT
OLD DOMINION	1-0	1.000
OREGON	1-0	1.000
PITTSBURGH	1-0	1.000
RICHMOND	2-2	.500
RIDER	0-1	.000
RUTGERS	0-1	.000
SAINT MARY'S (CALIF.)	1-1	.500
SAM HOUSTON STATE	1-0	1.000
SAN DIEGO	2-1	.667
SANTA CLARA	2-0	1.000
SOUTH ALABAMA	7-1	.875
SOUTH CAROLINA	12-5	.706
SOUTH CAROLINA STATE	1-0	1.000
SOUTHEASTERN LOUISIANA	5-1	.833
SOUTHERN ILLINOIS	0-1	.000
SOUTHERN MISSISSIPPI	1-0	1.000
STANFORD	1-1	.500
ST. BONAVENTURE	2-0	1.000
SYRACUSE	0-1	.000
TENNESSEE	7-9	.438
TENNESSEE-MARTIN	4-0	1.000
TENNESSEE STATE	1-0	1.000
TEXAS	0-2	.000
TEXAS A&M	1-0	1.000
TEXAS A&M-CORPUS CHRISTI	2-0	1.000
TEXAS-PAN AMERICAN	1-0	1.000
TEXAS TECH	0-1	.000
TROY	3-0	1.000
TULANE	3-0	1.000
TULSA	0-1	.000
UC IRVINE	1-0	1.000
UCLA	1-0	1.000
UTAH STATE	1-0	1.000
VALPARAISO	0-1	.000
VANDERBILT	11-8	.579
VIRGINIA TECH	1-1	.500
WASHINGTON	0-1	.000
WASHINGTON STATE	0-2	.000
WEST VIRGINIA	1-1	.500
WESTERN KENTUCKY	3-1	.750
WINTHROP	0-1	.000
WRIGHT STATE	1-0	1.000
XAVIER	3-1	.750
TOTALS	293-166	.638

Campbellsville, during the 1981-82 season as he worked toward earning a double major in business and physical education. He then moved on to work for Randy Vernon at Cumberland in Williamsburg where he earned his master's in Business Education. In 1983-84, the team went 31-5 and earned a second-round appearance in the NAIA Tournament. In October 1999, Stansbury was honored by the Campbellsville Alumni Association as a proud recipient of the school's Distinguished Alumni Award.

Stansbury's connection to The Hill goes back well before his hiring as head coach to his great uncle, Edgar B. Stansbury, a 1994 WKU Athletics Hall of Famer as a three-sport athlete (baseball, basketball, football), football assistant coach under W.L. "Gander" Terry, and Director of Athletics in 1946 after serving his country in World War II. The concourse inside E.A. Diddle Arena is named in E.B. Stansbury's honor.

STANSBURY'S NBA DRAFT PICKS

Erick Dampier* - 1996 - 10th (Indiana Pacers)
Dontae' Jones* - 1996 - 21st (New York Knicks)
Tyrone Washington - 1999 - 44th (Rockets)
Mario Austin - 2003 - 36th (Chicago Bulls)
Derrick Zimmerman - 2003 - 40th (Golden State)
Lawrence Roberts - 2005 - 55th (SuperSonics)
Jarvis Varnado - 2010 - 41st (Miami Heat)
Arnett Moultrie - 2012 - 27th (Miami Heat)

* As Mississippi State assistant

Stansbury is married to the former Meo Mellen of Roanoke, Va. The couple has three sons, Isaac, Noah and Luke.



HEAD COACHING RECORD

1998-99: Mississippi State.....	20-13^
1999-00: Mississippi State.....	14-16
2000-01: Mississippi State.....	18-13^
2001-02: Mississippi State.....	27-8*#
2002-03: Mississippi State.....	21-10*%
2003-04: Mississippi State.....	26-4*%
2004-05: Mississippi State.....	23-11*
2005-06: Mississippi State.....	15-15
2006-07: Mississippi State.....	21-14^%
2007-08: Mississippi State.....	23-11*%
2008-09: Mississippi State.....	23-13*#
2009-10: Mississippi State.....	24-12^%
2010-11: Mississippi State.....	17-14
2011-12: Mississippi State.....	21-12^

14 SEASONS

293-166 (.638)

(*) NCAA Tournament appearance

(^) NIT appearance

(#) SEC Tournament champions

(%) SEC Western Conference champions

STANSBURY'S COACHING ACCOLADES

CHAMPIONSHIPS

- SEC WESTERN CONFERENCE CHAMPIONSHIPS (2003, 2004, 2007, 2008, 2010)
- SEC TOURNAMENT CHAMPIONS (2002, 2009)
- OVERALL SEC CHAMPION (2004)

POSTSEASON EXPERIENCE AS HEAD COACH

- NCAA (2002, 2003, 2004, 2005, 2008, 2009)
- NIT (1999, 2001, 2007, 2010, 2012)

AS ASSISTANT

- NCAA (1987, 1991, 1995 - SWEET 16, 1996 - FINAL FOUR, 2016 - SWEET 16)
- NIT (1990, 1994)

AWARDS

- SEC COACH OF THE YEAR (2004)
- DISTRICT 17 NABC COACH OF THE YEAR (2004)



#1 TOBIAS HOWARD

FRESHMAN | GUARD | 6-2 | 185 | HS
LITHONIA, GA. (DME ACADEMY)

Opp.	GS	Min	FG	A	Pct	3FG	A	Pct	FT	A	Pct	O	D	T	PF	FO	A	TO	B	S	Pts
ALABAMA STATE																					
JACKSONVILLE ST.																					
at Belmont																					
NC A&T																					
vs. Washington																					
vs. TCU/UNLV																					
at Eastern Ky.																					
at Missouri																					
at Indiana State																					
at Saint Mary's																					
at Detroit																					
OHIO																					
AUSTIN PEAY																					
at Fla. Atlantic																					
at FIU																					
CHARLOTTE																					
OLD DOMINION																					
at UAB																					
at Middle Tenn.																					
at Marshall																					
UTEP																					
UTSA																					
at LA Tech																					
at Southern Miss																					
MARSHALL																					
MIDDLE TENN.																					
UAB																					
at Charlotte																					
at Old Dominion																					
NORTH TEXAS																					
RICE																					

SEASON/CAREER HIGHS AT WKU

POINTS	
Season	0
Career	0
REBOUNDS	
Season	0
Career	0
FIELD GOALS	
Season	0
Career	0
FIELD GOALS ATTEMPTED	
Season	0
Career	0
THREE-POINT FIELD GOALS	
Season	0
Career	0
THREE-POINT FIELD GOALS ATTEMPTED	
Season	0
Career	0
FREE THROWS	
Season	0
Career	0
FREE THROWS ATTEMPTED	
Season	0
Career	0
ASSISTS	
Season	0
Career	0
BLOCKED SHOTS	
Season	0
Career	0
STEALS	
Season	0
Career	0
MINUTES PLAYED	
Season	0
Career	0

QUICK-HITTERS

- Played fifth prep year at DME Academy in Daytona Beach, Fla., during the 2015-16 season
- Averaged 14.6 points, 4.9 rebounds and 2.8 assists per game for DME Academy, shooting 57.9 percent from 3-point range and 89.4 percent from the free-throw line

CAREER STATISTICS

Year	GP	GS	Min	Avg	FG	FGA	Pct	3FG	FGA	Pct	FT	FTA	Pct	Off	Def	Tot	Avg	PF	FO	Ast	TO	Blk	Stl	Pts	Avg
2016-17																									
TOTAL																									



#3 DAMARI PARRIS
FRESHMAN | GUARD | 6-0 | 160 | HS
BOWIE, MD. (EVELYN MACK ACADEMY)

Opp.	GS	Min	FG	A	Pct	3FG	A	Pct	FT	A	Pct	O	D	T	PF	FO	A	TO	B	S	Pts
ALABAMA STATE																					
JACKSONVILLE ST.																					
at Belmont																					
NC A&T																					
vs. Washington																					
vs. TCU/UNLV																					
at Eastern Ky.																					
at Missouri																					
at Indiana State																					
at Saint Mary's																					
at Detroit																					
OHIO																					
AUSTIN PEAY																					
at Fla. Atlantic																					
at FIU																					
CHARLOTTE																					
OLD DOMINION																					
at UAB																					
at Middle Tenn.																					
at Marshall																					
UTEP																					
UTSA																					
at LA Tech																					
at Southern Miss																					
MARSHALL																					
MIDDLE TENN.																					
UAB																					
at Charlotte																					
at Old Dominion																					
NORTH TEXAS																					
RICE																					

SEASON/CAREER HIGHS AT WKU

POINTS	
Season	0
Career	0
REBOUNDS	
Season	0
Career	0
FIELD GOALS	
Season	0
Career	0
FIELD GOALS ATTEMPTED	
Season	0
Career	0
THREE-POINT FIELD GOALS	
Season	0
Career	0
THREE-POINT FIELD GOALS ATTEMPTED	
Season	0
Career	0
FREE THROWS	
Season	0
Career	0
FREE THROWS ATTEMPTED	
Season	0
Career	0
ASSISTS	
Season	0
Career	0
BLOCKED SHOTS	
Season	0
Career	0
STEALS	
Season	0
Career	0
MINUTES PLAYED	
Season	0
Career	0

QUICK-HITTERS

- Averaged 25 points and six assists as a senior at Evelyn Mack Academy in Charlotte, N.C.
- Scored 38 points against Oak Hill Academy, 34 points against Hargrave Military Academy, 34 points against 22ft Academy and 26 points against Huntington Prep Academy

CAREER STATISTICS

Year	GP	GS	Min	Avg	FG	FGA	Pct	3FG	FGA	Pct	FT	FTA	Pct	Off	Def	Tot	Avg	PF	FO	Ast	TO	Blk	Stl	Pts	Avg
2016-17																									
TOTAL																									



#5 JUNIOR LOMOMBA

RS-SENIOR | GUARD | 6-5 | 205 | TR
MONTREAL, QUEBEC, CANADA (PROVIDENCE)

Opp. GS Min FG A Pct 3FG A Pct FT A Pct O D T PF FO A TO B S Pts

ALABAMA STATE

JACKSONVILLE ST.

at Belmont

NC A&T

vs. Washington

vs. TCU/UNLV

at Eastern Ky.

at Missouri

at Indiana State

at Saint Mary's

at Detroit

OHIO

AUSTIN PEAY

at Fla. Atlantic

at FIU

CHARLOTTE

OLD DOMINION

at UAB

at Middle Tenn.

at Marshall

UTEP

UTSA

at LA Tech

at Southern Miss

MARSHALL

MIDDLE TENN.

UAB

at Charlotte

at Old Dominion

NORTH TEXAS

RICE

SEASON/CAREER HIGHS AT WKU

POINTS

Season	0
Career	0

REBOUNDS

Season	0
Career	0

FIELD GOALS

Season	0
Career	0

FIELD GOALS ATTEMPTED

Season	0
Career	0

THREE-POINT FIELD GOALS

Season	0
Career	0

THREE-POINT FIELD GOALS ATTEMPTED

Season	0
Career	0

FREE THROWS

Season	0
Career	0

FREE THROWS ATTEMPTED

Season	0
Career	0

ASSISTS

Season	0
Career	0

BLOCKED SHOTS

Season	0
Career	0

STEALS

Season	0
Career	0

MINUTES PLAYED

Season	0
Career	0

QUICK-HITTERS

- Reached NCAA Tournament last two seasons with Providence, starting 34 games in 2015-16
- Graduated in 2016 and is enrolled in graduate school at WKU studying intercollegiate athletic administration
- Won two state titles as a prep player at Madison (Wis.) Memorial High School
- Originally from Montreal, Quebec, Canada, and speaks French

CAREER STATISTICS

Year	GP	GS	Min	Avg	FG	FGA	Pct	3FG	FGA	Pct	FT	FTA	Pct	Off	Def	Tot	Avg	PF	FO	Ast	TO	Blk	Stl	Pts	Avg	
CLEVELAND STATE																										
2012-13	25	3	462	18.5	39	121	.322	12	33	.364	55	80	.688	23	35	58	2.3	43	1	31	40	1	20	145	5.8	
PROVIDENCE																										
2013-14	Sat out per NCAA transfer rules																									
2014-15	31	13	344	11.1	15	46	.326	2	11	.182	21	32	.656	11	26	37	1.2	27	0	13	13	1	8	53	1.7	
2015-16	35	34	855	24.4	63	156	.404	15	47	.319	43	64	.672	28	60	88	2.5	63	0	68	44	1	13	184	5.3	
WKU																										
2016-17																										
TOTAL	91	50	1,661	18.3	117	323	.362	29	91	.319	119	176	.676	62	121	183	2.0	133	1	112	97	3	41	382	4.2	



#12 PANCAKE THOMAS

RS- SENIOR | GUARD | 6-4 | 195 | TR
BATON ROUGE, LA. (HARTFORD)

Opp.	GS	Min	FG	A	Pct	3FG	A	Pct	FT	A	Pct	O	D	T	PF	FO	A	TO	B	S	Pts
ALABAMA STATE																					
JACKSONVILLE ST.																					
at Belmont																					
NC A&T																					
vs. Washington																					
vs. TCU/UNLV																					
at Eastern Ky.																					
at Missouri																					
at Indiana State																					
at Saint Mary's																					
at Detroit																					
OHIO																					
AUSTIN PEAY																					
at Fla. Atlantic																					
at FIU																					
CHARLOTTE																					
OLD DOMINION																					
at UAB																					
at Middle Tenn.																					
at Marshall																					
UTEP																					
UTSA																					
at LA Tech																					
at Southern Miss																					
MARSHALL																					
MIDDLE TENN.																					
UAB																					
at Charlotte																					
at Old Dominion																					
NORTH TEXAS																					
RICE																					

SEASON/CAREER HIGHS AT WKU

POINTS	
Season	0
Career	0
REBOUNDS	
Season	0
Career	0
FIELD GOALS	
Season	0
Career	0
FIELD GOALS ATTEMPTED	
Season	0
Career	0
THREE-POINT FIELD GOALS	
Season	0
Career	0
THREE-POINT FIELD GOALS ATTEMPTED	
Season	0
Career	0
FREE THROWS	
Season	0
Career	0
FREE THROWS ATTEMPTED	
Season	0
Career	0
ASSISTS	
Season	0
Career	0
BLOCKED SHOTS	
Season	0
Career	0
STEALS	
Season	0
Career	0
MINUTES PLAYED	
Season	0
Career	0

QUICK-HITTERS

- Graduated in 2016 and is enrolled in graduate school at WKU studying intercollegiate athletic administration
- Averaged 18.9 points, 6.4 rebounds, and 2.8 assists last season at Hartford
- Only player in the America East to finish in the league's top 10 in points, rebounds, assists and steals last season
- Reached NCAA Tournament in first two seasons at New Mexico
- Won Louisiana state title as senior at Scotlandville Magnet School in Baton Rouge, La.
- Real first name is "Cleveland" and was nicknamed "Pancake" as a child by his grandmother

CAREER STATISTICS

Year	GP	GS	Min	Avg	FG	FGA	Pct	3FG	FGA	Pct	FT	FTA	Pct	Off	Def	Tot	Avg	PF	FO	Ast	TO	Blk	Stl	Pts	Avg
NEW MEXICO																									
2012-13	34	2	217	6.4	12	31	.387	0	3	.000	14	18	.778	8	20	28	0.8	23	0	17	11	0	4	38	1.1
2013-14	33	10	513	15.5	39	115	.339	21	59	.356	34	39	.872	28	52	80	2.4	30	0	25	18	1	8	133	4.0
HARTFORD																									
2014-15	Sat out per NCAA transfer rules																								
2015-16	30	28	1,038	34.6	178	407	.437	81	190	.426	129	156	.827	30	163	193	6.4	72	0	84	53	6	36	566	18.9
WKU																									
2016-17																									
TOTAL	97	40	1,768	18.2	229	553	.414	102	252	.405	177	213	.831	66	235	301	3.1	125	0	126	82	7	48	737	7.6



#14 BEN LAWSON

SENIOR | FORWARD | 7-1 | 235 | 3L
HITCHIN, ENGLAND (OAKLANDS COLLEGE)

Opp. GS Min FG A Pct 3FG A Pct FT A Pct O D T PF FO A TO B S Pts

ALABAMA STATE

JACKSONVILLE ST.

at Belmont

NC A&T

vs. Washington

vs. TCU/UNLV

at Eastern Ky.

at Missouri

at Indiana State

at Saint Mary's

at Detroit

OHIO

AUSTIN PEAY

at Fla. Atlantic

at FIU

CHARLOTTE

OLD DOMINION

at UAB

at Middle Tenn.

at Marshall

UTEP

UTSA

at LA Tech

at Southern Miss

MARSHALL

MIDDLE TENN.

UAB

at Charlotte

at Old Dominion

NORTH TEXAS

RICE

SEASON/CAREER HIGHS AT WKU

POINTS

Season 0
Career 14, vs. UAB, 01/28/16

REBOUNDS

Season 0
Career 12, 2x, last vs. Alabama A&M, 12/16/15

FIELD GOALS

Season 0
Career 5, 2x, last vs. Camp. (Ky.), 11/14/15

FIELD GOALS ATTEMPTED

Season 0
Career 11, vs. Florida Atlantic, 01/09/16

THREE-POINT FIELD GOALS

Season 0
Career 1, at Marshall, 01/03/16

THREE-POINT FIELD GOALS ATTEMPTED

Season 0
Career 1, 3x, last at Marshall, 01/03/16

FREE THROWS

Season 0
Career 6, vs. UAB, 01/28/16

FREE THROWS ATTEMPTED

Season 0
Career 7, vs. Florida Atlantic, 01/09/16

ASSISTS

Season 0
Career 3, 2x, last vs. Brescia (Ky.), 12/27/14

BLOCKED SHOTS

Season 0
Career 6, 2x, last vs. Brescia (Ky.), 12/28/15

STEALS

Season 0
Career 3, vs. Marshall, 03/11/15

MINUTES PLAYED


Season 0
Career 33, 2x, last vs. Florida Atlantic, 01/09/16

QUICK-HITTERS

- Blocked 66 shots in 2015-16, the seventh-most in a season in WKU history, and ranked fifth in Conference USA with 1.9 blocks per game
- One of four Hilltoppers – along with Jeremy Evans, Elgrace Wilborn and Chris Marcus – with at least 50 blocks in multiple seasons
- Has played for Great Britain's National Team three times in the FIBA European Championships, most recently in 2015 in the U20 championships

CAREER STATISTICS

Year	GP	GS	Min	Avg	FG	FGA	Pct	3FG	FGA	Pct	FT	FTA	Pct	Off	Def	Tot	Avg	PF	FO	Ast	TO	Blk	Stl	Pts	Avg
2013-14	12	2	95	7.9	8	17	.471	0	2	.000	8	12	.667	6	12	18	1.5	16	1	2	6	9	1	24	2.0
2014-15	32	8	602	18.8	49	84	.583	0	0	.000	25	51	.490	35	68	103	3.2	71	0	21	27	53	14	123	3.8
2015-16	34	11	547	16.1	57	96	.594	1	1	1.000	56	73	.767	37	75	112	3.3	91	6	13	37	66	11	171	5.0
2016-17																									
TOTAL	78	21	1,149	14.7	114	197	.579	1	3	.333	89	136	.654	78	155	233	3.0	178	7	36	70	128	26	318	4.1



#15 TYLER MILLER

JUNIOR | GUARD | 6-4 | 185 | TR
LOUISVILLE, KY. (MARSHALLTOWN CC)

Opp.	GS	Min	FG	A	Pct	3FG	A	Pct	FT	A	Pct	O	D	T	PF	FO	A	TO	B	S	Pts
ALABAMA STATE																					
JACKSONVILLE ST.																					
at Belmont																					
NC A&T																					
vs. Washington																					
vs. TCU/UNLV																					
at Eastern Ky.																					
at Missouri																					
at Indiana State																					
at Saint Mary's																					
at Detroit																					
OHIO																					
AUSTIN PEAY																					
at Fla. Atlantic																					
at FIU																					
CHARLOTTE																					
OLD DOMINION																					
at UAB																					
at Middle Tenn.																					
at Marshall																					
UTEP																					
UTSA																					
at LA Tech																					
at Southern Miss																					
MARSHALL																					
MIDDLE TENN.																					
UAB																					
at Charlotte																					
at Old Dominion																					
NORTH TEXAS																					
RICE																					

SEASON/CAREER HIGHS AT WKU

POINTS	
Season	0
Career	0
REBOUNDS	
Season	0
Career	0
FIELD GOALS	
Season	0
Career	0
FIELD GOALS ATTEMPTED	
Season	0
Career	0
THREE-POINT FIELD GOALS	
Season	0
Career	0
THREE-POINT FIELD GOALS ATTEMPTED	
Season	0
Career	0
FREE THROWS	
Season	0
Career	0
FREE THROWS ATTEMPTED	
Season	0
Career	0
ASSISTS	
Season	0
Career	0
BLOCKED SHOTS	
Season	0
Career	0
STEALS	
Season	0
Career	0
MINUTES PLAYED	
Season	0
Career	0

QUICK-HITTERS

- Appeared in 59 games over two seasons at Marshalltown Community College, including 53 starts
- Averaged 8.5 points, 4.1 rebounds, 4.1 assists and 1.7 steals as a sophomore
- Named Defensive Player of the Year in his final prep season at 22ft Academy
- Previously played basketball, football and track at Louisville Male High School
- Mother played basketball at the University of Louisville.

CAREER STATISTICS

Year	GP	GS	Min	Avg	FG	FGA	Pct	3FG	FGA	Pct	FT	FTA	Pct	Off	Def	Tot	Avg	PF	FO	Ast	TO	Blk	Stl	Pts	Avg
MARSHALLTOWN COMMUNITY COLLEGE																									
2014-15	28	22	652	23.3	37	112	.330	1	9	.111	29	49	.592	18	45	63	2.3	50	1	49	36	14	27	104	3.7
2015-16	31	31	843	27.2	92	214	.430	8	31	.258	70	127	.551	32	95	127	4.1	62	0	126	76	6	54	262	8.5
WKU																									
2016-17																									
WKU TOTAL																									



#21 MARKO STAJKOVSKI
FRESHMAN | GUARD | 6-7 | 195 | HS
NOVI SAD, SERBIA (E-GIMNAZIJA NOVI SAD)

Opp.	GS	Min	FG	A	Pct	3FG	A	Pct	FT	A	Pct	O	D	T	PF	FO	A	TO	B	S	Pts
ALABAMA STATE																					
JACKSONVILLE ST.																					
at Belmont																					
NC A&T																					
vs. Washington																					
vs. TCU/UNLV																					
at Eastern Ky.																					
at Missouri																					
at Indiana State																					
at Saint Mary's																					
at Detroit																					
OHIO																					
AUSTIN PEAY																					
at Fla. Atlantic																					
at FIU																					
CHARLOTTE																					
OLD DOMINION																					
at UAB																					
at Middle Tenn.																					
at Marshall																					
UTEP																					
UTSA																					
at LA Tech																					
at Southern Miss																					
MARSHALL																					
MIDDLE TENN.																					
UAB																					
at Charlotte																					
at Old Dominion																					
NORTH TEXAS																					
RICE																					

SEASON/CAREER HIGHS AT WKU

POINTS	
Season	0
Career	0
REBOUNDS	
Season	0
Career	0
FIELD GOALS	
Season	0
Career	0
FIELD GOALS ATTEMPTED	
Season	0
Career	0
THREE-POINT FIELD GOALS	
Season	0
Career	0
THREE-POINT FIELD GOALS ATTEMPTED	
Season	0
Career	0
FREE THROWS	
Season	0
Career	0
FREE THROWS ATTEMPTED	
Season	0
Career	0
ASSISTS	
Season	0
Career	0
BLOCKED SHOTS	
Season	0
Career	0
STEALS	
Season	0
Career	0
MINUTES PLAYED	
Season	0
Career	0

QUICK-HITTERS

- Won Hungarian National Championship with Szolnoki Olaj while attending E-Gimnazija Novi Sad in Serbia
- Competed for Crvena Zvezda Junior Team in Belgrade, Serbia, winning the Euroleague Basketball International Junior Tournament

CAREER STATISTICS

Year	GP	GS	Min	Avg	FG	FGA	Pct	3FG	FGA	Pct	FT	FTA	Pct	Off	Def	Tot	Avg	PF	FO	Ast	TO	Blk	Stl	Pts	Avg
2016-17																									
TOTAL																									



#23 JUSTIN JOHNSON

JUNIOR | FORWARD | 6-7 | 240 | 2L
HAZARD, KY. (PERRY COUNTY CENTRAL HS)

Opp. GS Min FG A Pct 3FG A Pct FT A Pct O D T PF FO A TO B S Pts

ALABAMA STATE

JACKSONVILLE ST.

at Belmont

NC A&T

vs. Washington

vs. TCU/UNLV

at Eastern Ky.

at Missouri

at Indiana State

at Saint Mary's

at Detroit

OHIO

AUSTIN PEAY

at Fla. Atlantic

at FIU

CHARLOTTE

OLD DOMINION

at UAB

at Middle Tenn.

at Marshall

UTEP

UTSA

at LA Tech

at Southern Miss

MARSHALL

MIDDLE TENN.

UAB

at Charlotte

at Old Dominion

NORTH TEXAS

RICE

SEASON/CAREER HIGHS AT WKU

POINTS

Season 0
Career 25, vs. FIU, 01/07/16

REBOUNDS

Season 0
Career 15, 2x, last vs. UAB, 03/10/16

FIELD GOALS

Season 0
Career 11, at Marshall, 01/03/16

FIELD GOALS ATTEMPTED

Season 0
Career 18, vs. Stony Brook, 11/21/15

THREE-POINT FIELD GOALS

Season 0
Career 1, vs. ECU, 12/01/15

THREE-POINT FIELD GOALS ATTEMPTED

Season 0
Career 2, vs. UAB, 03/10/16

FREE THROWS

Season 0
Career 11, vs. FIU, 01/07/16

FREE THROWS ATTEMPTED

Season 0
Career 11, 2x, last vs. FIU, 01/07/16

ASSISTS

Season 0
Career 4, 3x, last vs. UAB, 03/10/16

BLOCKED SHOTS

Season 0
Career 3, vs. Campbellsville (Ky.), 11/14/15

STEALS

Season 0
Career 2, 7x, last at UAB, 02/27/16

MINUTES PLAYED


Season 0
Career 38, vs. LA Tech, 03/05/16

QUICK-HITTERS

- Named to Conference USA Preseason All-Conference Team
- Averaged 14.9 points and 7.9 rebounds per game, becoming the first Hilltopper to lead the team in both categories since Derrick Gordon in 2011-12
- Ranked second in C-USA and in the top 20 in the nation in field goal percentage at 60.2 percent
- His 507 points last season were the seventh-most ever by a Hilltopper sophomore
- Needs 344 points to reach 1,000 for his career

CAREER STATISTICS

Year	GP	GS	Min	Avg	FG	FGA	Pct	3FG	FGA	Pct	FT	FTA	Pct	Off	Def	Tot	Avg	PF	FO	Ast	TO	Blk	Stl	Pts	Avg
2014-15	31	1	482	15.5	60	119	.504	0	3	.000	29	67	.433	46	80	126	4.1	48	0	22	18	14	13	149	4.8
2015-16	34	26	984	28.9	197	327	.602	1	9	.111	112	166	.675	102	168	270	7.9	73	3	48	58	19	16	507	14.9
2016-17																									
TOTAL	65	27	1466	22.6	257	446	.576	1	12	.083	141	233	.605	148	248	396	6.1	121	3	70	76	33	29	656	10.1



#24 WILLIE CARMICHAEL

RS-SOPHOMORE | FORWARD | 6-8 | 210 | RS
APOPKA, FLA. (UNIV. OF TENNESSEE)

Opp. GS Min FG A Pct 3FG A Pct FT A Pct O D T PF FO A TO B S Pts

ALABAMA STATE

JACKSONVILLE ST.

at Belmont

NC A&T

vs. Washington

vs. TCU/UNLV

at Eastern Ky.

at Missouri

at Indiana State

at Saint Mary's

at Detroit

OHIO

AUSTIN PEAY

at Fla. Atlantic

at FIU

CHARLOTTE

OLD DOMINION

at UAB

at Middle Tenn.

at Marshall

UTEP

UTSA

at LA Tech

at Southern Miss

MARSHALL

MIDDLE TENN.

UAB

at Charlotte

at Old Dominion

NORTH TEXAS

RICE

SEASON/CAREER HIGHS AT WKU

POINTS

Season	0
Career	0

REBOUNDS

Season	0
Career	0

FIELD GOALS

Season	0
Career	0

FIELD GOALS ATTEMPTED

Season	0
Career	0

THREE-POINT FIELD GOALS

Season	0
Career	0

THREE-POINT FIELD GOALS ATTEMPTED

Season	0
Career	0

FREE THROWS

Season	0
Career	0

FREE THROWS ATTEMPTED

Season	0
Career	0

ASSISTS

Season	0
Career	0

BLOCKED SHOTS

Season	0
Career	0

STEALS

Season	0
Career	0

MINUTES PLAYED

Season	0
Career	0

QUICK-HITTERS

- Sat out last season at WKU after transferring from the University of Tennessee
- Appeared in all 32 games for Tennessee as a freshman with 19 starts, averaging 3.0 points and 2.3 rebounds per game
- Led the Volunteers in field goal percentage at 51.9 percent
- Named 7A State Player of the Year by the Orlando Sentinel as a senior at Wekiva (Fla.) High School

CAREER STATISTICS

Year	GP	GS	Min	Avg	FG	FGA	Pct	3FG	FGA	Pct	FT	FTA	Pct	Off	Def	Tot	Avg	PF	FO	Ast	TO	Blk	Stl	Pts	Avg
TENNESSEE																									
2014-15	32	19	475	14.8	40	77	.519	0	0	.000	15	24	.625	44	31	75	2.3	101	4	11	29	13	6	95	3.0
WKU																									
2015-16	Sat our per NCAA transfer rules																								
2016-17																									
TOTAL	32	19	475	14.8	40	77	.519	0	0	.000	15	24	.625	44	31	75	2.3	101	4	11	29	13	6	95	3.0



#32 QUE JOHNSON

RS-SENIOR | GUARD | 6-6 | 205 | TR
PONTIAC, MICH. (WASHINGTON STATE)

Opp. GS Min FG A Pct 3FG A Pct FT A Pct O D T PF FO A TO B S Pts

ALABAMA STATE

JACKSONVILLE ST.

at Belmont

NC A&T

vs. Washington

vs. TCU/UNLV

at Eastern Ky.

at Missouri

at Indiana State

at Saint Mary's

at Detroit

OHIO

AUSTIN PEAY

at Fla. Atlantic

at FIU

CHARLOTTE

OLD DOMINION

at UAB

at Middle Tenn.

at Marshall

UTEP

UTSA

at LA Tech

at Southern Miss

MARSHALL

MIDDLE TENN.

UAB

at Charlotte

at Old Dominion

NORTH TEXAS

RICE

SEASON/CAREER HIGHS AT WKU

POINTS

Season	0
Career	0

REBOUNDS

Season	0
Career	0

FIELD GOALS

Season	0
Career	0

FIELD GOALS ATTEMPTED

Season	0
Career	0

THREE-POINT FIELD GOALS

Season	0
Career	0

THREE-POINT FIELD GOALS ATTEMPTED

Season	0
Career	0

FREE THROWS

Season	0
Career	0

FREE THROWS ATTEMPTED

Season	0
Career	0

ASSISTS

Season	0
Career	0

BLOCKED SHOTS

Season	0
Career	0

STEALS

Season	0
Career	0

MINUTES PLAYED


Season	0
Career	0

QUICK-HITTERS

- Graduated in 2016 and is enrolled in graduate school at WKU studying intercollegiate athletic administration
- Appeared in 31 games for Washington State last season, with 25 starts and 11.3 points per game
- Led the Cougars and ranked 11th in the Pac-12 Conference with a 40.4 shooting percentage from 3-point range
- Ranked 13th in the Pac-12 at 75.9 percent from the free-throw line
- Ranks 16th on WSU's all-time list for 3-point field goals made with 121

CAREER STATISTICS

Year	GP	GS	Min	Avg	FG	FGA	Pct	3FG	FGA	Pct	FT	FTA	Pct	Off	Def	Tot	Avg	PF	FO	Ast	TO	Blk	Stl	Pts	Avg
WASHINGTON STATE																									
2012-13	Sat out as redshirt																								
2013-14	31	14	737	23.8	103	262	.393	51	145	.352	39	55	.709	17	57	74	2.4	55	0	20	30	2	14	296	9.5
2014-15	31	3	559	18.0	60	155	.387	28	77	.364	41	48	.854	15	56	71	2.3	55	1	32	33	4	10	189	6.1
2015-16	31	25	795	25.6	121	293	.413	42	104	.404	66	87	.759	16	61	77	2.5	76	3	36	42	6	16	350	11.3
WKU																									
2016-17																									
TOTAL	93	42	2,091	22.5	284	710	.400	121	326	.371	146	190	.768	48	174	222	2.4	186	4	88	105	12	40	835	9.0



#42 ANTON WATERS

SENIOR | FORWARD | 6-7 | 245 | 1L

BALTIMORE, MD. (GULF COAST STATE COLLEGE)

Opp. GS Min FG A Pct 3FG A Pct FT A Pct O D T PF FO A TO B S Pts

ALABAMA STATE

JACKSONVILLE ST.

at Belmont

NC A&T

vs. Washington

vs. TCU/UNLV

at Eastern Ky.

at Missouri

at Indiana State

at Saint Mary's

at Detroit

OHIO

AUSTIN PEAY

at Fla. Atlantic

at FIU

CHARLOTTE

OLD DOMINION

at UAB

at Middle Tenn.

at Marshall

UTEP

UTSA

at LA Tech

at Southern Miss

MARSHALL

MIDDLE TENN.

UAB

at Charlotte

at Old Dominion

NORTH TEXAS

RICE

SEASON/CAREER HIGHS AT WKU

POINTS

Season 0

Career 12, at Middle Tennessee, 02/25/16

REBOUNDS

Season 0

Career 7, 5x, last vs. LA Tech, 03/05/16

FIELD GOALS

Season 0

Career 6, at Middle Tennessee, 02/25/16

FIELD GOALS ATTEMPTED

Season 0

Career 10, vs. LA Tech, 03/05/16

THREE-POINT FIELD GOALS

Season 0

Career 0

THREE-POINT FIELD GOALS ATTEMPTED

Season 0

Career 1, 2x, last vs. LA Tech, 03/05/16

FREE THROWS

Season 0

Career 8, vs. Middle Tennessee, 01/30/16

FREE THROWS ATTEMPTED

Season 0

Career 10, vs. Brescia (Ky.), 12/28/15

ASSISTS

Season 0

Career 1, 7x, last vs. North Texas, 03/09/16

BLOCKED SHOTS

Season 0

Career 1, 9x, last vs. UAB, 03/10/16

STEALS

Season 0

Career 1, 3x, last at Rice, 01/14/16

MINUTES PLAYED

Season 0

Career 21, at Middle Tennessee, 02/25/16

QUICK-HITTERS

- Played in 33 games with 19 starts in his first year with the Hilltoppers in 2015-16
- Averaged 4.4 points and 4.0 rebounds as a junior
- Previously played two seasons at Gulf Coast State College, averaging 11.2 point and 7.9 rebounds as a sophomore

CAREER STATISTICS

Year	GP	GS	Min	Avg	FG	FGA	Pct	3FG	FGA	Pct	FT	FTA	Pct	Off	Def	Tot	Avg	PF	FO	Ast	TO	Blk	Stl	Pts	Avg
GULF COAST STATE COLLEGE																									
2013-14	28	16	N/A	N/A	75	159	.472	0	0	.000	49	69	.710	74	98	172	6.1	88	3	16	41	22	11	199	7.1
2014-15	28	19	N/A	N/A	124	245	.506	0	1	.000	66	94	.702	95	126	221	7.9	73	1	15	57	17	8	314	11.2
WKU																									
2015-16	33	19	480	14.5	57	110	.518	0	2	.000	30	43	.698	57	74	131	4.0	65	2	7	26	10	3	144	4.4
2016-17																									
WKU TOTAL	33	19	480	14.5	57	110	.518	0	2	.000	30	43	.698	57	74	131	4.0	65	2	7	26	10	3	144	4.4



#43 MARTY LEAHY

FRESHMAN | GUARD | 6-5 | 210 | HS

BRISBANE, AUSTRALIA (IPSWICH GRAMMAR)

Opp.	GS	Min	FG	A	Pct	3FG	A	Pct	FT	A	Pct	O	D	T	PF	FO	A	TO	B	S	Pts
ALABAMA STATE																					
JACKSONVILLE ST.																					
at Belmont																					
NC A&T																					
vs. Washington																					
vs. TCU/UNLV																					
at Eastern Ky.																					
at Missouri																					
at Indiana State																					
at Saint Mary's																					
at Detroit																					
OHIO																					
AUSTIN PEAY																					
at Fla. Atlantic																					
at FIU																					
CHARLOTTE																					
OLD DOMINION																					
at UAB																					
at Middle Tenn.																					
at Marshall																					
UTEP																					
UTSA																					
at LA Tech																					
at Southern Miss																					
MARSHALL																					
MIDDLE TENN.																					
UAB																					
at Charlotte																					
at Old Dominion																					
NORTH TEXAS																					
RICE																					

SEASON/CAREER HIGHS AT WKU

POINTS	
Season	0
Career	0
REBOUNDS	
Season	0
Career	0
FIELD GOALS	
Season	0
Career	0
FIELD GOALS ATTEMPTED	
Season	0
Career	0
THREE-POINT FIELD GOALS	
Season	0
Career	0
THREE-POINT FIELD GOALS ATTEMPTED	
Season	0
Career	0
FREE THROWS	
Season	0
Career	0
FREE THROWS ATTEMPTED	
Season	0
Career	0
ASSISTS	
Season	0
Career	0
BLOCKED SHOTS	
Season	0
Career	0
STEALS	
Season	0
Career	0
MINUTES PLAYED	
Season	0
Career	0

QUICK-HITTERS

- Averaged 24 points, 10 rebounds and five assists per game as a senior at Ipswich Grammar School in Queensland, Australia
- Made trial camp appearances for the Under-17 and Under-19 Australian National Teams
- Played for the Papua New Guinea National Team during the 2015 Pacific Games
- Also played volleyball at Ipswich Grammar

CAREER STATISTICS

Year	GP	GS	Min	Avg	FG	FGA	Pct	3FG	FGA	Pct	FT	FTA	Pct	Off	Def	Tot	Avg	PF	FO	Ast	TO	Blk	Stl	Pts	Avg
2016-17																									
TOTAL																									

HILLTOPPER IMG SPORTS NETWORK

The Hilltoppers can be heard on the radio on 13 different stations throughout the Commonwealth of Kentucky, which reaches over 1.5 million potential listeners.

- WKLX-FM (100.7) Bowling Green*
- WTCO-AM (1450) Campbellsville
- WTHX-FM (106.1) Elizabethtown
- WIEL-AM (1400) Elizabethtown
- WFKN-AM (1220) Franklin
- WCDS-AM (1230) Glasgow
- WXAM-AM (1430) Hodgenville
- WHOP-FM (95.3) Hopkinsville
- WHOP-AM (1230) Hopkinsville
- WXVW-AM (1450) Louisville
- WTTL-AM (1310) Madisonville
- WPKY-AM (1580) Princeton
- WTLO-AM (1480) Somerset

() denotes originating station*

GAME-BY-GAME HIGHLIGHTS

NOVEMBER 1, 2016 | WKU 87, CAMPBELLVILLE 79 (EXH.) | BOWLING GREEN, KY.

- Five players scored in double figures for the Hilltoppers, who shot 47 percent from the field, netted 26 of 32 free throws and made their last 11 shots of the first half
- Justin Johnson paced WKU with 22 points and 12 rebounds, including two 3-pointers – one more than he made all last season
- Pancake Thomas had 17 points, while fellow graduate senior guard Junior Lomomba tallied 11 points, five rebounds and three assists in 37 minutes
- Willie Carmichael, who sat out last season after transferring from Tennessee, amassed 11 points and 13 rebounds in his first action as a Hilltopper

WKU ATHLETIC COMMUNICATIONS / MEDIA RELATIONS

FOR IMMEDIATE RELEASE / November 15, 2016

Men's Basketball / Contact: Zach Greenwell, WKU Athletic Communications/Media Relations

WKU and Jacksonville State game notes are attached.

Video: WKU head coach Rick Stansbury postgame after Alabama State — <https://youtu.be/j0oxOK0-0g0>

Video: WKU's Que Johnson, Marty Leahy postgame after Alabama State — <https://youtu.be/M8tyG5t6hc>

HILLTOPPERS WELCOME JACKSONVILLE STATE ON WEDNESDAY

BOWLING GREEN, Ky. — After opening the season with the first win of the Rick Stansbury era, WKU Hilltopper Basketball stays at home to host Jacksonville State at 8 p.m. CT Wednesday at E.A. Diddle Arena.

The Hilltoppers kicked off the 2016-17 campaign with a 79-66 victory over Alabama State on Saturday. Que Johnson paced WKU with 16 points and nine rebounds, while seven other players scored at least six points. The Hilltoppers held Alabama State to 35.1 percent shooting, including 20.6 percent in the first half.

Jacksonville State opened its season on the road with a victory at Tulsa and a loss at Missouri State. The Gamecocks (1-1) are led by former Hilltopper coach Ray Harper. WKU is 2-0 all-time against Jacksonville State, with the last victory coming in 1978 in Bowling Green. Stansbury is 4-0 all-time against the Gamecocks.

Wednesday's contest is considered a campus-site game in the 2016 Global Sports Classic, which takes both teams to Las Vegas for games later in the month.

GAME 2

WKU (1-0) vs. Jacksonville State (1-1)

November 16, 2016 | 8 p.m. (CT)

Bowling Green, Ky. | E.A. Diddle Arena (7,326)

BROADCAST

Listen: [Hilltopper IMG Sports Network](#) (WKLX 100.7 FM flagship), [TuneIn Radio](#) (free) (Randy Lee, pxp | Hal Schmitt, analysis)

Watch: Fox College Sports, WKU PBS (Bowling Green), WBNA (Louisville)

Live Stats: [Gametracker](#)

QUICK SHOTS

- WKU is trying to start 2-0 for the first time since the 2010-11 season.
- Rick Stansbury is trying to become the first Hilltopper coach to start his first season 2-0 since Murray Arnold in the 1986-87 campaign.
- WKU is 50-15 (.769) at E.A. Diddle Arena over the last four-plus seasons after going 27-17 (.614) in the three seasons prior. The Hilltoppers are 574-162 all-time at Diddle Arena for a .780 winning percentage.
- The Hilltoppers have won 10 straight nonconference home games dating back to a loss to fourth-ranked Louisville on Dec. 20, 2014.
- The Hilltoppers started guards Junior Lomomba, Pancake Thomas and Que Johnson alongside forwards Justin Johnson and Ben Lawson in their opening win over Alabama State.
- WKU held Alabama State to 20.6 percent shooting and 17 points in the first half. Both were the Hilltoppers' lowest allowed in a half since holding Troy to 15.6 percent and 17 points on Jan. 4, 2014.
- Graduate senior Junior Lomomba's 29 points in the preseason win over Kentucky Wesleyan were the most by a Hilltopper in an exhibition since Juan Pattillo scored 31 against Campbellsville on Nov. 5, 2010.
- Junior Justin Johnson needs 335 points this season to become the 49th player in Hilltopper Basketball history to score 1,000 career points.
- Graduate senior Que Johnson needs 149 points to reach 1,000 for his career across his time at Washington State and WKU. Graduate senior Pancake Thomas needs 248 points to reach 1,000 for his career across his time at New Mexico, Hartford and WKU.

- Senior Ben Lawson ranks fifth in WKU history with 129 career blocked shots. His 66 blocks in 2015-16 were the seventh-most in a season in Hilltopper history. Lawson joins Jeremy Evans, Elgrace Wilborn and Chris Marcus as Hilltoppers with at least 50 blocks in multiple seasons.
- Head coach Rick Stansbury needs six more wins to reach 300 victories for his career.
- WKU has made at least one 3-pointer in 907 consecutive games, dating back to March 15, 1987. The 3-point shot was instituted prior to the 1986-87 season.
- The Hilltoppers drew 4,149 fans for Saturday's season opener against Alabama State. WKU drew a larger crowd just three times all of last season.

PROMOTIONS

Mister B's Weekday Two-Pack: 2 tickets to the game and a small pizza for \$25. Offer valid online and at the Diddle Box Office (while supplies last).

Coats for Kids: Donate a coat at the gates and receive complimentary admission.

Red Towel Giveaway: First 500 students receive a Red Towel.

TICKETS

WKU Ticket Office: Online at WKUTickets.com, in person at E.A. Diddle Arena, via phone at 1-800-5-BIG Red or 745-5222 locally.

MED CENTER HEALTH

The 2016-17 WKU Basketball season is presented by Med Center Health. With The Medical Center at its core, Med Center Health has served Southcentral Kentucky for 90 years, and its system of care includes six acute care hospitals, a complete network of immediate to emergency services and services in dozens of specialties. Whether it is emergency treatment for heart attack victims or preventative programs to improve the health of the communities it serves, Med Center Health is committed to providing the highest level of care and service.



@WKUBasketball /WKUBasketball

@wkubasketball WKUSports

WKUSports.com

WKU (1-0) VS. JACKSONVILLE STATE (1-1)

Wed., Nov. 16 | 8 p.m. (CT) | Bowling Green, Ky.
E.A. Diddle Arena (7,326)

LISTEN Hilltopper IMG Sports Network, TuneIn

• Randy Lee (pxp), Hal Schmitt (analysis)

WATCH Fox College Sports, WKU PBS, WBNA

• radio simulcast

NOVEMBER (1-0)

1	Campbellsville (Ky.) (Exh.)	W, 87-79
5	Kentucky Wesleyan (Exh.)	W, 103-97 (2OT)
12	(1) Alabama State	W, 79-66
16	(1) Jacksonville State	8 p.m.
19	at Belmont	7 p.m.
22	North Carolina A&T	7 p.m.
25	(2) vs. Washington	7 p.m.
26	(2) vs. TCU/UNLV	TBD
30	at Eastern Kentucky	7 p.m.

DECEMBER (0-0)

3	at Missouri	2 p.m.
11	at Indiana State	3:30 p.m.
14	at Saint Mary's	9 p.m.
17	at Detroit Mercy	1 p.m.
21	Ohio	8 p.m.
28	Austin Peay	7 p.m.
31	at Florida Atlantic*	Noon

JANUARY (0-0)

2	at FIU*	6 p.m.
5	Charlotte*	7 p.m.
7	Old Dominion*	5 p.m.
12	at UAB*	7 p.m.
14	at Middle Tennessee*	7 p.m.
21	at Marshall*	5 p.m.
26	UTEP*	7 p.m.
28	UTSA*	3 p.m.

FEBRUARY (0-0)

2	at LA Tech*	7 p.m.
4	at Southern Miss*	4 p.m.
11	Marshall*	5 p.m.
16	Middle Tennessee*	8 p.m.
19	UAB*	1 p.m.
23	at Charlotte*	6 p.m.
25	at Old Dominion*	6 p.m.

MARCH (0-0)

2	North Texas*	7 p.m.
4	Rice*	7 p.m.
8-11	(3) vs. Conference USA Tournament	TBD
	(4) vs. NCAA Tournament	TBD

All times (CT) and subject to change

(*) Conference USA Game

(1) 2016 Global Sports Classic (campus sites)

(2) 2016 Global Sports Classic (Las Vegas, Nev.)

(3) Conference USA Tournament (BJCC, Birmingham, Ala.)

(4) Various Locations

HILLTOPPER

BASKETBALL

2016-17 GAME NOTES

MEDIA CONTACT: Zach Greenwell, Associate Director of Media Relations • zachary.greenwell@wku.edu • (270) 668-4716

SECONDARY CONTACT: Lance Dozier, Media Relations Assistant • lance.dozier962@topper.wku.edu • (507) 993-1898

THE TIP-OFF

After opening the season with the first win of the Rick Stansbury era, WKU Hilltopper Basketball stays at home to host Jacksonville State at 8 p.m. CT Wednesday at E.A. Diddle Arena. The Hilltoppers kicked off the 2016-17 campaign with a 79-66 victory over Alabama State on Saturday. Que Johnson paced WKU with 16 points and nine rebounds, while seven other players scored at least six points. The Hilltoppers held Alabama State to 35.1 percent shooting, including 20.6 percent in the first half.

Jacksonville State opened its season on the road with a victory at Tulsa and a loss at Missouri State. The Gamecocks (1-1) are led by former Hilltopper coach Ray Harper. WKU is 2-0 all-time against Jacksonville State, with the last victory coming in 1978 in Bowling Green. Stansbury is 4-0 all-time against the Gamecocks. Wednesday's contest is considered a campus-site game in the 2016 Global Sports Classic, which takes both teams to Las Vegas for games later in the month.

QUICK SHOTS

- WKU is trying to start 2-0 for the first time since the 2010-11 season.
- Rick Stansbury is trying to become the first Hilltopper coach to start his first season 2-0 since Murray Arnold in the 1986-87 campaign, and just the third since 1922, joining Arnold and E.A. Diddle.
- WKU is 50-15 (.769) at E.A. Diddle Arena over the last four-plus seasons after going 27-17 (.614) in the three seasons prior. The Hilltoppers are 574-162 all-time at Diddle Arena for a .780 winning percentage.
- The Hilltoppers have won 10 straight nonconference home games dating back to a loss to fourth-ranked Louisville on Dec. 20, 2014.
- The Hilltoppers started guards Junior Lomomba, Pancake Thomas and Que Johnson alongside forwards Justin Johnson and Ben Lawson in their opening win over Alabama State.
- WKU held Alabama State to 20.6 percent shooting and 17 points in the first half. Both were the Hilltoppers' lowest allowed in a half since holding Troy to 15.6 percent and 17 points on Jan. 4, 2014.
- Graduate senior Junior Lomomba's 29 points in the preseason win over Kentucky Wesleyan were the most by a Hilltopper in an exhibition since Juan Pattillo scored 31 against Campbellsville on Nov. 5, 2010.
- Junior Justin Johnson needs 335 points this season to become the 49th player in Hilltopper Basketball history to score 1,000 career points.
- Graduate senior Que Johnson needs 149 points to reach 1,000 for his career across his time at Washington State and WKU. Graduate senior Pancake Thomas needs 248 points to reach 1,000 for his career across his time at New Mexico, Hartford and WKU.
- Senior Ben Lawson ranks fifth in WKU history with 129 career blocked shots. His 66 blocks in 2015-16 were the seventh-most in a season in Hilltopper history. Lawson joins Jeremy Evans, Elgrace Wilborn and Chris Marcus as Hilltoppers with at least 50 blocks in multiple seasons.
- Head coach Rick Stansbury needs six more wins to reach 300 victories for his career.
- WKU has made at least one 3-pointer in 907 consecutive games, dating back to March 15, 1987. The 3-point shot was instituted prior to the 1986-87 season.
- The Hilltoppers drew 4,149 fans for Saturday's season opener against Alabama State. WKU drew a larger crowd just three times all of last season.

LAST GAME AGAINST JACKSONVILLE STATE: NOVEMBER 27, 1978

The Hilltoppers used four players in double figures scoring, paced by Jack Washington's 14 points, to defeat Jacksonville State 71-59 at E.A. Diddle Arena. The game was tied at halftime, but WKU surged in the second half to outscore the Gamecocks by 12 points. Both teams shot 62 percent or better in the first half.

WKU HILLTOPPERS

Record	1-0 (0-0 C-USA)
Ranking	NR
NCAA RPI	N/A
Last Game	W, 79-66 vs. Alabama State
Head Coach	Rick Stansbury
Career Record	294-166 (15th season)
Record at School	1-0 (First season)
Leading Scorer	Q. Johnson (16.0 ppg)
Leading Rebounder	Q. Johnson (9.0 rpg)
Leading Assists	P. Thomas (4.0 apg)

JACKSONVILLE STATE GAMECOCKS

Record	1-1 (0-0 OVC)
Ranking	NR
NCAA RPI	N/A
Last Game	L, 91-65 at Missouri State
Head Coach	Ray Harper
Career Record	432-128 (18th season)
Record at School	1-1 (First season)
Leading Scorer	N. Giga (14.5 ppg)
Leading Rebounder	C. Cunningham (8.0 rpg)
Leading Assists	M. Drumwright (5.5 apg)

WORKING CREDENTIALS: To request credentials, please contact Zach Greenwell, Associate Director of Media Relations, or Lance Dozier, WKU Media Relations Assistant. All requests should be made as early as possible and should be limited to working press only. Space on the E.A. Diddle Arena press row is limited, and a media/photo work room is available on the ground level just off the arena floor for credentialed media members.

Credentials will be screened and issued on a priority basis, with national publications, daily newspapers, wire services, originating radio and television networks, television tape crews and student newspapers from WKU and the visiting school receiving top priority. Requests from weekly newspapers, internet publications and radio stations that cover WKU and the visiting team will be honored on a space-available basis. Requests for credentials will be reviewed on a case-by-case, year-by-year basis.

The Athletic Communications/Media Relations office has the final authority on whether any individuals from any organization will be issued media credentials. Space will also be made available to professional scouts. Complimentary tickets are not provided to media. Spouses, dates, equipment carriers and non-working members of the media are restricted from press row, sidelines and interview areas.

MEDIA WILL CALL: Credentials may be picked up on gameday at Media Will Call at Entrance 2 of E.A. Diddle Arena. Please be mindful that parking is done by a list and parking passes will not be issued, so please request parking at the same time.

PHOTOGRAPHERS: Credentials for photographers will be issued on the basis of circulation, with priority granted to agencies covering the participating schools on a regular basis. Credentials will not be issued to freelance photographers unless they are employed by a reputable publication or the media relations office of the participating schools. Per NCAA rule, images or likeness of current student-athletes may not be sold, distributed or used for commercial purposes.

RADIO COVERAGE: Radio broadcast permission must be obtained in advance, along with press row reservations, from Zach Greenwell. WKU maintains

courtesy phone lines for schools who can provide reciprocal arrangements for the Hilltopper IMG Sports Network. Other arrangements for installation of broadcast lines, including ISDN lines, should be made well in advance with Greenwell and WKU Telecommunications.

BASELINE AREAS: Access to the baselines is reserved for photographers/videographers. When on the baselines, media must remain outside the team bench areas. This includes during pregame activities. With rare exceptions, a seat on press row will not be issued to media members shooting from the baselines, since a media/photo work room is easily accessible.

RECRUITS: Per NCAA rule, media are not permitted to have contact with a prospect or family members of a prospect during their visit (official or unofficial) to campus, including prospects in attendance at practice or games. Contact includes in-person conversations, phone calls, text messages, emails, social media, etc. Media are also asked to make every effort to keep distance from prospects on campus, including at practice, during pre-game activities on the sidelines and in the stands.

GAMEDAY SERVICES: Members of the media covering the game will be provided with pregame notes for both teams, a media guide and a flipcard. Statistics will be handed out at each media timeout, and a running play-by-play will also be provided following the game. WKU offers live stats for media members through StatBroadcast. Approximately 15 minutes following the completion of the game, a final statistical book will be available. The first run of books will be given directly to the visiting SID to allow for easy departure.

POSTGAME INTERVIEWS: For home games, head coach Rick Stansbury and select players will hold a postgame news conference with the media in the Paul Just Media Center at E.A. Diddle Arena. WKU Athletic Communications/Media Relations representatives will be available to assist in postgame interviews. Interviews with the visiting team can be coordinated with the visiting SID, unless it is predetermined that the visiting team will also come to the media room.

WEEKLY PRESS CONFERENCE: Head coach Rick Stansbury holds a press conference for credentialed media during the week when the team schedule allows, usually on a weekly basis. Select players may also be available at the weekly press conference.

CURRENT WKU STREAKS	
All Games	W1
Last Loss: 03/11/16 vs. Old Dominion	
At E.A. Diddle Arena	W4
Last Loss: 02/18/16 vs. Old Dominion	
On the Road	L1
Last Win: 02/25/16 at Middle Tennessee	
Neutral Sites	L1
Last Win: 03/10/16 vs. UAB	
vs. Ranked Opponents	L2
Last Win: 01/10/15 vs. #25 Old Dominion	
Nonconference (Home)	W10
Last Loss: 12/20/14 vs. #4 Louisville	
Nonconference (Road/Neutral)	W2
Last Loss: 11/25/15 vs. Duquesne	
Conference USA	W2
Last Loss: 02/27/16 at UAB	
Conference USA (Home)	W3
Last Loss: 02/18/16 vs. Old Dominion	
Conference USA (Road)	L1
Last Win: 02/25/16 at Middle Tennessee	
Games Allowing 75 or Fewer Points	1
Last: 11/12/16 vs. Alabama State (66)	
Games with a 15-Point Scorer	8
Last Miss: 02/20/16 vs. Charlotte	
Games with an Even/Pos. Assist-to-TO Ratio	0
Last: 03/09/16 vs. North Texas (21/13)	
Games with a 3-Point FG	907
Last Miss: 03/13/87 vs. West Virginia	
When Scoring 80+ Points	W3
Last Loss: 02/13/16 vs. Marshall (93, OT)	
When Scoring 90+ Points	W1
Last Loss: 02/13/16 vs. Marshall (93, OT)	
When Scoring 100+ Points	W4
Last Loss: 01/29/04 vs. La.-Lafayette (110-102)	

2016-17 C-USA STANDINGS

	[---C-USA---]		[--Overall--]	
	W-L	PCT	W-L	PCT
1. Charlotte	0-0	.000	2-0	1.000
Old Dominion	0-0	.000	2-0	1.000
3. Marshall	0-0	.000	1-0	1.000
Middle Tenn.	0-0	.000	1-0	1.000
North Texas	0-0	.000	1-0	1.000
Rice	0-0	.000	1-0	1.000
Southern Miss	0-0	.000	1-0	1.000
UTEP	0-0	.000	1-0	1.000
WKU	0-0	.000	1-0	1.000
10. FIU	0-0	.000	1-1	.500
UAB	0-0	.000	1-1	.500
12. LA Tech	0-0	.000	0-1	.000
13. UTSA	0-0	.000	0-2	.000
14. Florida Atlantic	0-0	.000	0-3	.000

2016-17 C-USA PRESEASON

ALL-CONFERENCE USA TEAM

Erik McCree, LA Tech (Senior, F)
 Jon Elmore, Marshall (Junior, G)
 Ryan Taylor, Marshall (Senior, F)
 Giddy Potts, Middle Tennessee (Junior, G)
 Reggie Upshaw Jr., Middle Tennessee (Senior, F)
 Jeremy Combs, North Texas (Junior, F)
 Marcus Evans, Rice (Sophomore, G)
 Chris Cokley, UAB (Junior, F)
 William Lee, UAB (Junior, F)
Justin Johnson, WKU (Junior, F)

COACHES POLL (first-place votes)

1. UAB (10)	5. ODU	9. Rice	13. USM
2. MT (4)	6. UTEP	10. North Texas	14. UTSA
3. WKU	7. LA Tech	11. FIU	
4. Marshall	8. Charlotte	12. Florida Atlantic	

WKU IN 2016-17 C-USA STATISTICS

CATEGORY	TEAM	PLAYERS
Scoring Offense	8th (79.0)	Q. Johnson (T-11th, 16.0)
Scoring Defense	4th (66.0)	--
Scoring Margin	3rd (+13.0)	--
Free Throw %	3rd (.750)	Thomas (1st, 1.000)
Field Goal %	8th (.451)	Q. Johnson (17th, .556)
FG% Defense	2nd (.351)	--
3-Point FG %	4th (.500)	Howard (5th, .667)
3-Pt. FG% Defense	4th (.310)	--
Reb. Offense	5th (44.0)	Q. Johnson (T-6th, 9.0)
Reb. Defense	11th (39.0)	--
Reb. Margin	9th (+5.0)	--
Blocked Shots	T-8th (4.0)	Lawson (T-12th, 1.0)
Assists	T-10th (10.0)	Thomas (T-9th, 4.0)
Steals	13th (3.0)	Q. Johnson (T-6th, 2.0)
TO Margin	12th (-5.0)	--
A/TO Ratio	12th (0.56)	Thomas (T-9th, 2.0)
Offensive Rebs.	12th (8.0)	Waters (T-19th, 3.0)
Defensive Rebs.	3rd (36.0)	Q. Johnson (T-7th, 9.0)
3-Point FG Made	2nd (9.0)	Q. Johnson (T-9th, 3.0)
Minutes Played	--	Thomas (T-5th, 34.0)

TEAM ROSTER

NO	NAME	POS	HT	WT	YR	EXP	HOMETOWN (PREVIOUS SCHOOL)
00	Jabari McGhee	F	6-7	205	r-So.	TR	Albany, Ga. (Univ. of Tennessee)
1	Tobias Howard	G	6-2	185	Fr.	HS	Lithonia, Ga. (DME Academy)
3	Damari Parris	G	6-0	160	Fr.	HS	Bowie, Md. (Evelyn Mack Academy)
5	Junior Lomomba	G	6-5	205	r-Sr.	TR	Montreal, Quebec (Providence)
12	Pancake Thomas	G	6-4	195	r-Sr.	FR	Baton Rouge, La. (Hartford)
14	Ben Lawson	F	7-1	235	Sr.	3L	Hitchin, England (Oaklands College)
15	Tyler Miller	G	6-4	185	Jr.	TR	Louisville, Ky. (Marshalltown Community College)
21	Marko Stajkovski	G	6-7	195	Fr.	HS	Novi Sad, Serbia (E-Gimnazija Novi Sad)
23	Justin Johnson	F	6-7	240	Jr.	2L	Hazard, Ky. (Perry County Central HS)
24	Willie Carmichael	F	6-8	210	r-So.	TR	Apopka, Fla. (Univ. of Tennessee)
32	Que Johnson	G	6-6	205	r-Sr.	TR	Pontiac, Mich. (Washington State)
42	Anton Waters	F	6-7	245	Sr.	1L	Baltimore, Md. (Gulf Coast State College)
43	Marty Leahy	G	6-5	210	Fr.	HS	Brisbane, Australia (Ipswich Grammar)
	Lamonte Bearden	G	6-3	160	Jr.	TR	Milwaukee, Wis. (University at Buffalo)

PRONUNCIATION GUIDE

NAME	PRONUNCIATION
Lamonte Bearden	luh-MAHN-tay
Marty Leahy	LAY
Junior Lomomba	luh-MOM-buh
Jabari McGhee	juh-BAR-ee
Damari Parris	duh-MAR-ee
Marko Stajkovski	sty-CAHV-ski
Shammond Williams	shuh-MOND
Quannas White	kuh-WAHN-us

COACHING AND SUPPORT STAFF

POSITION	NAME	ALMA MATER (YEAR)	YEAR IN ROLE
Head Coach	Rick Stansbury	Campbellsville (1981)	First Season
Assistant Coach	Chris Cheeks	VCU (1990)	First Season
Assistant Coach	Shammond Williams	North Carolina (1998)	First Season
Assistant Coach	Quannas White	Oklahoma (2003)	First Season
Director of Basketball Operations	Talvis Franklin	Mississippi State (2007)	First Season
Associate Director of Basketball Ops	Martin Cross	WKU (2015)	First Season
Video Coordinator	Mark Martin	Texas A&M (2012)	First Season
Academic Coordinator	William Monts	Clemson (2006)	First Season
Graduate Assistant Manager	Ben Hansbrough	Notre Dame (2011)	First Season
Strength and Conditioning Coach	Duane Hall	WKU (1996)	Third Season
Athletic Trainer	Mike Gaddie	Murray State (1992)	17th Season
Program Manager	Erien Watson	Mississippi State (2009)	First Season



Head Coach
Rick Stansbury



Assistant Coach
Chris Cheeks




Assistant Coach
Shammond Williams




Assistant Coach
Quannas White



Director of Ops
Talvis Franklin



Assoc. Dir. of Ops
Martin Cross



Video Coordinator
Mark Martin




Academic Coord.
William Monts



Grad. Ast. Manager
Ben Hansbrough



Strength Coach
Duane Hall



Athletic Trainer
Mike Gaddie



Program Manager
Erien Watson

THE LAST TIME OUT

(AP) Que Johnson scored 16 points and grabbed nine rebounds as WKU led all the way to beat Alabama State 79-66 in the season opener at E.A. Diddle Arena. Johnson was 5 of 9 from the field including three from distance for the Hilltoppers. Pancake Thomas added 15 points and four assists. Justin Johnson and Junior Lomomba had nine points apiece. After a slow start for both teams, Que Johnson sank a 3-pointer to lift the Hilltoppers to a 17-4 lead with 10:09 to play in the first period. They were up 34-17 at the break. Rodney Simeon led Alabama State with 25 points, including seven 3-pointers.

NOTES ON THE PROGRAM

HILLTOPPERS LAND FOUR-STAR GUARD ANDERSON

The Hilltoppers added to their 2017 recruiting haul Monday with the signing of four-star prospect Josh Anderson (6-4, Guard) to a national letter of intent in the 2017 recruiting class. Anderson, out of Madison Prep Academy in Baton Rouge, La., is the highest-ranked signee for the Hilltoppers since the beginning of the modern recruiting services. He's a consensus four-star recruit across all outlets and is ranked as the No. 43 player nationally in the 2017 class by Rivals, No. 50 by Scout and No. 52 by 247Sports. Anderson helped Madison Prep to its third state championship in four years last season. He averaged 18.1 points, 5.8 assists and 4.6 rebounds per game as a junior as Madison Prep won its second straight title and appeared in its third straight state championship game.

WKU ADDS BLUEGRASS-BORN HOLLINGSWORTH

The Hilltoppers hauled in their first piece in the 2017 recruiting class in the early signing period with the addition of three-star prospect Taveion Hollingsworth (6-2, Guard) via national letter of intent. Hollingsworth, an in-state product out of Paul Laurence Dunbar High School in Lexington, is a consensus three-star recruit across all outlets and is a front-runner for Kentucky's 2017 Mr. Basketball award. A proven winner with Bluegrass roots, Hollingsworth was named the KHSAA Sweet 16 MVP last year while leading Dunbar to a 33-6 record and its first state title.

NEW-LOOK ROSTER

WKU's 2016-17 roster, which has nine newcomers, represents seven states – Florida, Georgia, Kentucky, Louisiana, Maryland, Michigan and Wisconsin – as well as four other countries – Australia, Canada, England and Serbia. With many new faces on the roster, WKU returns 31 percent of its scoring, 39 percent of its rebounding and 14 percent of its assists from the 2015-16 campaign.

POSTSEASON PLAY

WKU has advanced to the semifinals of its league tournament in 11 of the last 12 seasons, including a run to the 2016 Conference USA Tournament semifinals. The team is 21-5 with four championships in the last nine conference tournaments overall. WKU's 23 NCAA Tournament appearances are six more than the next closest Conference USA school (UTEP, 17), and one more than the eight league schools with the fewest appearances combined (LA Tech, 5; Marshall, 5; Rice, 4; North Texas, 3; Southern Miss, 3; FIU, 1; Florida Atlantic, 1; UTSA, 0).

PROGRAM PRESTIGE

Entering 2016-17, WKU ranks third in NCAA history in regular-season league titles (42), ninth in all-time winning percentage (.663) and is tied for 16th in all-time victories (1,737). WKU, Middle Tennessee and LA Tech are the only schools in Conference USA to win 20 or more games in at least three of the last four seasons. WKU's 43 20-win seasons are the seventh-most in NCAA history.

FRIENDLY CONFINES

WKU is 50-15 (.769) at E.A. Diddle Arena over the last four-plus seasons after going 27-17 (.614) in the three seasons prior. The Hilltoppers are 574-162 all-time at Diddle Arena for a .780 winning percentage.

CONFERENCE USA PRESEASON

Justin Johnson was named to the 2016-17 Conference USA Men's Basketball Preseason All-Conference Team, while WKU was picked to finish third in the league. Johnson, a 6-foot-7 junior forward from Hazard, Ky., is WKU's first preseason all-conference selection since George Fant and T.J. Price both made the list in the Hilltoppers' inaugural season in C-USA in 2014-15. Third is the highest the Hilltoppers have been picked to finish as a team since they joined C-USA, and it's their highest projection overall since being tabbed to win the Sun Belt Conference before the 2013-14 campaign.

LASTING NBA LEGACY

Heading into the current NBA season, WKU had two players in the league – the New York Knicks' Courtney Lee and the Indiana Pacers' Jeremy Evans. As of August 2016, WKU had as many or more current NBA players (2) than six schools each from the Big Ten, Big 12 and SEC, five programs from the ACC and three schools from the Pac-12. WKU is one of 10 teams from the Group of Five conferences with multiple NBA players. The Hilltoppers were the only Conference USA team with multiple NBA pros, and they had as many as the entire Mid-American Conference combined. They also had more NBA players than 11 teams in the Sun Belt, eight teams in the American Athletic Conference and seven teams in the Mountain West. WKU also had as many or more NBA players than many high-level, non-FBS programs, including Butler, Davidson, Dayton, Providence, Seton Hall, Temple and Xavier.

NOTES ON THE SCHEDULE

CONFERENCE USA SLATE

Home games against six of the top seven finishers in C-USA last season highlight the conference slate. The Hilltoppers will play home-and-home series with four of the top five finishers in C-USA last season – UAB, Middle Tennessee, Old Dominion and Marshall. The 18-game conference slate also includes a home-and-home series with Charlotte and single games against the other eight teams in the league.

NONCONFERENCE SCHEDULE

WKU welcomes Austin Peay, Ohio, North Carolina A&T, Alabama State and Jacksonville State to E.A. Diddle Arena in nonconference contests as the program enters a new era under Rick Stansbury. The Hilltoppers will be well-tested on the road with trips to regional rivals Belmont, Eastern Kentucky and Indiana State, as well as Saint Mary's (Calif.), Detroit and SEC foe Missouri. They will also play two games in the Global Sports Classic in Las Vegas, starting against Washington on the day after Thanksgiving. The Hilltoppers will then square off with either UNLV or TCU.

NOTES ON THE HILLTOPPERS

JUSTIN JOHNSON

Junior forward Justin Johnson led WKU with 14.9 points per game and 7.9 rebounds per game in 2015-16, becoming the first Hilltopper to lead the team in both categories since Derrick Gordon in 2011-12. Johnson shot 60.2 percent from the field last season, ranking second in Conference USA and 20th in the nation. He also ranked 14th in C-USA in scoring and sixth in rebounding. Johnson's 507 points last season were the seventh-most by a sophomore in WKU history, and the 41st 500-point season overall by a Hilltopper. He needs 335 points to reach 1,000 for his career.

BEN LAWSON

Senior forward Ben Lawson ranks fifth in WKU history with 129 career blocked shots. His 66 blocks in 2015-16 were the seventh-most in a season in Hilltopper history. Lawson joins Jeremy Evans, Elgrace Wilborn and Chris Marcus as Hilltoppers with at least 50 blocks in multiple seasons.

GRADUATE TRANSFERS

On a team in need of backcourt help, graduate transfer guards Que Johnson (Washington State), Junior Lomomba (Providence) and Pancake Thomas (Hartford) will provide valuable experience this year. The trio had played in 281 combined games and scored a combined 1,954 points over their college careers, while Lomomba helped the Friars to the NCAA Tournament the last two seasons. Thomas reached the NCAA Tournament in his first two seasons at New Mexico before transferring to Hartford.

TENNESSEE TRANSFERS

WKU adds the services of two transfers from the University of Tennessee, forwards Willie Carmichael and Jabari McGhee. Carmichael, who played in all 32 UT games as a freshman in 2014-15 and averaged three points and 2.3 rebounds in 14.8 minutes per game, will be eligible to start the 2016-17 season. McGhee will be eligible midway through the season.

LAMONTE BEARDEN

Buffalo transfer guard Lamonte Bearden will sit out this season, but he also offers WKU postseason experience. Bearden was a starter on the Bulls' NCAA Tournament teams the last two seasons.

NOTES ON THE COACHING STAFF

STANSBURY BACK AT THE HELM

Among the 40-plus Division I men's basketball coaching hires over the offseason, Rick Stansbury ranked fifth with 293 career Division I wins. Among those new Division I hires across the country, Stansbury was also tied for fifth in NCAA Tournament appearances with six. Among the new Division I hires with 10-plus years of head coaching experience at the D-I level, Stansbury's .638 career winning percentage ranked third. His percentage of seasons with an NCAA Tournament bid (.429) also ranked third on that list.

HOME-COURT ADVANTAGE

Stansbury's teams have been outstanding on their own turf, boasting a winning percentage at home of better than 80 percent during his 14 seasons at the helm at Mississippi State.

TOURNAMENT TIME

In Stansbury's 30 previous seasons as a head coach or assistant coach, his teams have gone to the postseason 18 times, with top-five seeds in the NCAA Tournament six times. The Bulldogs reached the postseason 11 times in Stansbury's 14 seasons as a head coach at Mississippi State.

CHAMPIONSHIP MINDSET

During Stansbury's final 10 years leading Mississippi State, only Kentucky won more SEC championships than his eight, and over his entire 14-year run at the helm, only Kentucky and Florida won more games. His 293 career victories are the 10th-most in SEC history.

ACADEMIC SUCCESS

During Stansbury's time as a head coach at Mississippi State, only Vanderbilt had a higher graduation rate in the SEC, and the Bulldogs were third in the SEC with 41 academic honorees in 14 years.

FILLING THE STANDS

Of the top 30 games for attendance in MSU history, 26 came during Stansbury's run as head coach, including all of the top 10.

FAMILY TRADITION

Stansbury's connection to The Hill goes back well before his hiring as head coach to his great uncle, Edgar B. Stansbury, a 1994 WKU Athletics Hall of Famer as a three-sport athlete (baseball, basketball, football), football assistant coach under W.L. "Gander" Terry, and Director of Athletics in 1946 after serving his country in World War II. The concourse inside E.A. Diddle Arena is named in E.B. Stansbury's honor.

ASSISTANTS' WINNING PEDIGREE

WKU's three assistants – Chris Cheeks (VCU), Shammond Williams (North Carolina) and Quannas White (Oklahoma) – reached a combined four Final Fours and scored 3,286 career points between them at the Division I level as players.

NUMBERS OF NOTE

WINS AGAINST RANKED TEAMS SINCE 1985-86

WKU has notched 11 wins against ranked opponents since the 1985-86 season, with three at E.A. Diddle Arena, three on the road and five at neutral sites.

WKU's Wins Against Ranked Opponents since 1985-86

- 12/07/85: (W) 71-58 vs. #19 Auburn at E.A. Diddle Arena
- 01/16/86: (W) 75-72 (OT) at #12 UAB
- 01/25/86: (W) 81-75 vs. #18 UAB at E.A. Diddle Arena
- 02/16/93: (W) 78-77 at #22 Louisville
- 03/08/93: (W) 72-63 vs. #13 New Orleans in SBC Tourn. in Biloxi, Miss.
- 03/20/93: (W) 72-68 vs. #6 Seton Hall in NCAA Tourn. in Orlando, Fla.
- 11/15/01: (W) 64-52 at #4 Kentucky
- 03/21/08: (W) 101-99 (OT) vs. #14 Drake in NCAA Tourn. in Tampa, Fla.
- 11/30/08: (W) 68-54 vs. #3 Louisville in Nashville, Tenn.
- 12/11/09: (W) 76-69 vs. #24 Vanderbilt in Nashville, Tenn.
- 01/10/15: (W) 72-65 vs. #25 Old Dominion at E.A. Diddle Arena

TOP E.A. DIDDLE ARENA ATTENDANCES SINCE 2002-03

Since the 2002-03 season, after E.A. Diddle Arena underwent its renovation to its

current capacity of 7,326, the Hilltoppers have played in front of 16 home crowds of at least 7,000 people. A standing room only crowd of 7,598 was on-hand on Dec. 20, 2014, to see WKU face No. 4 Louisville, which became the largest non-conference crowd since the renovation, and 7,119 were at E.A. Diddle Arena for Senior Night on Feb. 28, 2015.

Games of At Least 7,000 at E.A. Diddle Arena since Capacity Went to 7,326

- 8,118 - 03/11/03 - W, 64-52 vs. Middle Tennessee - SBC Tournament
- 7,718 - 02/21/08 - L, 69-64 vs. South Alabama
- 7,598 - 12/20/14 - L, 76-67 vs. #4 Louisville
- 7,523 - 12/30/13 - L, 79-74 vs. Ole Miss
- 7,412 - 03/01/03 - W, 89-75 vs. Middle Tennessee
- 7,336 - 11/26/05 - L, 69-65 vs. Georgia
- 7,328 - 11/29/03 - L, 81-75 vs. Mississippi State
- 7,326 - 01/26/06 - W, 94-81 vs. Louisiana-Lafayette
- 7,326 - 02/18/06 - W, 79-58 vs. Northern Arizona
- 7,326 - 02/25/06 - W, 80-65 vs. FIU
- 7,326 - 12/22/10 - L, 114-82 vs. #25 Louisville
- 7,326 - 02/25/12 - W, 73-67 vs. Middle Tennessee
- 7,326 - 03/02/13 - L, 70-62 vs. Middle Tennessee
- 7,119 - 02/28/15 - W, 77-61 vs. FIU
- 7,117 - 02/21/09 - W, 79-66 vs. FIU
- 7,089 - 12/09/06 - L, 75-70 vs. Southern Illinois
- 7,086 - 12/02/08 - W, 67-63 vs. Georgia

CONFERENCE STARTS OF AT LEAST 5-0

WKU has started at least 5-0 in conference play 12 times, including 2014-15, and just three times since 1970. WKU began the 2014-15 Conference USA season 7-0 before losing at LA Tech on Jan. 29, its best conference start since 1969-70.

Best Starts to Conference Play

- 14-0 - 1969-70 Ohio Valley Conference*
- 14-0 - 1965-66 Ohio Valley Conference*
- 11-0 - 1966-67 Ohio Valley Conference
- 8-0 - 1949-50 Ohio Valley Conference*
- 8-0 - 1951-52 Ohio Valley Conference
- 7-0 - 1956-57 Ohio Valley Conference
- 7-0 - 1960-61 Ohio Valley Conference
- 7-0 - 2014-15 Conference USA**
- 6-0 - 1953-54 Ohio Valley Conference
- 5-0 - 1952-53 Ohio Valley Conference
- 5-0 - 1979-80 Ohio Valley Conference
- 5-0 - 1992-93 Sun Belt Conference

(*) finished undefeated

MISCELLANEOUS STATS

10+ POINT GAMES

	2016-17	CAREER (WKU)
Que Johnson	1	1
Pancake Thomas	1	1
Justin Johnson	0	30
Ben Lawson	0	10
Anton Waters	0	3

20+ POINT GAMES

Justin Johnson	0	7
----------------	---	---

10+ REBOUND GAMES

Justin Johnson	0	10
Ben Lawson	0	3

DOUBLE-DOUBLES

Justin Johnson	0	10
----------------	---	----

GAMES LED WKU IN SCORING

Que Johnson	1	1
Justin Johnson	0	14

GAMES LED WKU IN REBOUNDING

Que Johnson	1	1
Justin Johnson	0	24
Ben Lawson	0	6
Anton Waters	0	2

GAMES LED WKU IN ASSISTS

Pancake Thomas	1	1
Justin Johnson	0	3
Ben Lawson	0	1

GAMES LED WKU IN BLOCKED SHOTS

Ben Lawson	1	50
Justin Johnson	1	13
Anton Waters	1	6
Que Johnson	1	1

GAMES LED WKU IN STEALS

Que Johnson	1	1
Justin Johnson	0	11
Ben Lawson	0	8
Anton Waters	0	1

WKU BY SITUATION

CATEGORY	2013-14	2014-15	2015-16	2016-17	ALL
All games	20-12	20-12	18-16	1-0	59-40
Conference games	12-6	12-6	8-10	0-0	32-22
Nonconference games	8-6	8-6	10-6	1-0	27-18
Home	13-4	13-3	12-4	1-0	39-11
Away	7-7	5-8	3-9	0-0	15-24
Neutral site	0-1	2-1	3-3	0-0	5-5
Televised games	16-10	17-10	13-14	0-0	46-34
vs. Ranked opponents	0-2	1-1	0-2	0-0	1-5
vs. Unranked opponents	20-10	19-11	18-14	1-0	58-35
Winning the tip	8-3	8-6	12-7	1-0	29-16
Losing the tip	12-9	12-6	6-9	0-0	30-24
Scoring first	12-4	10-8	15-10	1-0	38-22
Opponent scores first	8-8	10-4	3-6	0-0	21-18
Leading at halftime	15-2	14-2	14-5	1-0	44-9
Trailing at halftime	4-10	3-9	4-10	0-0	11-29
Tied at halftime	1-0	3-1	0-1	0-0	4-2
Leading with 5:00 to play	14-2	15-2	17-6	1-0	47-10
Trailing with 5:00 to play	6-10	2-10	1-10	0-0	9-30
Tied with 5:00 to play	0-0	3-0	0-0	0-0	3-0
In overtime	1-1	3-0	2-3	0-0	6-4
Games decided by ≤3 pts.	6-1	3-3	2-5	0-0	11-9
Games decided by 4-10 pts.	10-6	10-5	9-6	0-0	29-17
Games decided by 11+ pts.	4-5	7-4	7-5	1-0	19-14
Shooting 50% or higher	4-1	2-1	10-1	0-0	16-3
Shooting 40-49%	13-2	15-6	7-11	1-0	36-19
Shooting less than 40%	3-9	3-5	1-4	0-0	7-18
Opp. shooting 50% or higher	2-3	0-3	2-9	0-0	4-15
Opp. shooting 40-49%	12-7	10-7	9-6	0-0	31-20
Opp. shooting less than 40%	6-2	10-2	7-1	1-0	24-5
Make more 3FG than opp.	11-9	14-4	4-4	0-0	29-17
Make fewer 3FG than opp.	7-3	4-4	8-12	0-0	19-19
3FG made are even	2-0	2-4	6-0	1-0	11-4
Attempt more FT than opp.	14-3	14-2	13-11	1-0	63-22
Attempt fewer FT than opp.	6-8	4-9	5-5	0-0	23-36
FT attempts are even	0-1	2-1	0-0	0-0	4-5
More rebounds than opp.	16-6	14-5	16-11	1-0	42-22
Fewer rebounds than opp.	2-5	5-7	2-5	0-0	9-17
Rebounds are even	2-1	1-0	0-0	0-0	3-1
More assists than opp.	11-4	18-3	13-1	0-0	42-8
Fewer assists than opp.	7-6	2-9	3-14	1-0	13-29
Assists are even	2-2	0-0	2-1	0-0	4-3
Commit more TOs than opp.	7-9	6-9	14-12	1-0	28-30
Commit fewer TOs than opp.	12-2	11-3	3-2	0-0	26-7
Turnovers are even	1-1	3-0	1-2	0-0	5-3
Scoring 100+ points	1-0	1-0	0-0	0-0	2-0
Scoring 90-99 points	0-0	0-0	3-1	0-0	3-1
Scoring 80-89 points	2-1	6-2	7-2	0-0	15-5
Scoring 70-79 points	7-3	8-0	5-7	1-0	21-10
Scoring 60-69 points	7-4	4-6	2-4	0-0	13-14
Scoring fewer than 60 points	3-4	1-4	1-2	0-0	5-10
Allowing 100+ points	0-0	0-0	0-0	0-0	0-0
Allowing 90-99 points	0-0	0-1	1-5	0-0	1-6
Allowing 80-89 points	0-2	2-1	2-5	0-0	4-8
Allowing 70-79 points	6-8	3-6	8-3	0-0	17-17
Allowing 60-69 points	7-2	9-3	6-2	1-0	23-7
Allowing fewer than 60 pts.	7-0	6-1	1-1	0-0	14-2
Following a win	11-9	13-7	6-12	0-0	30-28
Following a loss	9-3	7-5	12-4	1-0	29-12
More bench points than opp.	14-10	10-3	15-12	1-0	40-25
Fewer bench pts. than opp.	6-2	10-9	3-4	0-0	19-15
Bench points are even	0-0	0-0	0-0	0-0	0-0
in November	4-2	2-3	3-3	1-0	10-8
in December	4-3	5-2	5-2	0-0	14-7
in January	6-2	8-1	3-6	0-0	17-9
in February	5-2	3-4	3-4	0-0	11-10
in March	1-3	2-2	4-1	0-0	7-6
on Monday	0-3	1-0	1-1	0-0	2-4
on Tuesday	0-2	0-2	3-0	0-0	3-4
on Wednesday	1-0	3-0	2-2	0-0	6-2
on Thursday	7-2	7-3	5-4	0-0	19-9
on Friday	0-0	0-0	0-1	0-0	0-1
on Saturday	12-5	8-6	6-7	1-0	27-18
on Sunday	0-0	1-1	1-1	0-0	2-2

THE LAST TIME IT HAPPENED

A WKU TEAM:

Was ranked	2007-08
Final Associated Press Poll (No. 22)	
Received votes in a national poll	11/13/09
Associated Press Preseason Top 25	
Played a ranked team	12/19/15
(L) 79-56 at #16 Louisville	
Beat a ranked team	01/10/15
(W) 72-65 vs. #25 Old Dominion	
Won 10+ straight	01/10/08 - 02/16/08 (11)
Won 15+ straight	01/03/02 - 03/05/02 (15)
Won 20+ straight	12/03/66 - 02/20/67 (21)
Lost 5+ straight	12/31/11 - 01/15/12 (5)
Scored 100 pts	12/29/14
(W) 104-62 vs. Alice Lloyd (Ky.) College	
Scored 100 pts on the road	02/22/01
(W) 100-60 at Arkansas State	
Scored 100 pts and lost	01/29/04
(L) 110-102 vs. Louisiana-Lafayette	
Allowed 100 pts	12/22/10
(L) 114-82 vs. #25 Louisville	
Allowed 100 pts at home	12/22/10
(L) 114-82 vs. #25 Louisville	
Allowed 100 pts and won	12/03/73
(W) 102-100 at Arkansas	
Scored fewer than 50 pts	11/12/13
(L) 66-49 at #16 Wichita State	
Allowed fewer than 50 pts	12/27/14
(W) 89-42 vs. Brescia (Ky.)	
Back-to-back 20-point wins	2010
11/12/10 • (W) 98-70 at Saint Joseph's	
11/15/10 • (W) 83-61 vs. Alabama A&M	
30-point win	12/28/13
(W) 103-65 vs. Brescia (Ky.)	
Back-to-back 30-point wins	2001
12/15/01 • (W) 103-40 vs. West Alabama	
12/19/01 • (W) 95-61 vs. Creighton	
40-point win	12/29/14
(W) 104-62 vs. Alice Lloyd (Ky.) College	
Back-to-back 40-point wins	2014
12/27/14 • (W) 89-42 vs. Brescia (Ky.)	
12/29/14 • (W) 104-62 vs. Alice Lloyd (Ky.) College	
50-point win	01/03/04
(W) 107-52 vs. Kentucky State	
60-point win	12/15/01
(W) 103-40 vs. West Alabama	
30-point loss	12/05/15
(L) 95-64 at #12/18 Xavier	
Played in OT game	03/05/16
(W) 96-90 (OT) vs. LA Tech	
Played in a 2OT game	01/18/14
(W) 82-77 (2OT) vs. Arkansas State	
Played in a 3OT game	01/19/84
(L) 76-74 (3OT) vs. Jacksonville	
Played in back-to-back OT games	2016
02/06/16 • (L) 93-89 (OT) at UTEP	
02/13/16 • (L) 96-93 (OT) vs. Marshall	
Won on "last second" shot	02/08/14
(W) 79-78 at UALR	
Trency Jackson hit a 28-footer with 0:00.0 left in regulation	
Lost on "last second" shot	03/21/09
(L) 83-81 in NCAA Tournament vs. #10 Gonzaga	
Demetri Goodson hit 6-footer at 0:00.9	
Had 5 players in double figures	03/10/16
(W) 88-77 vs. UAB	
Had 6 players in double figures	01/29/05
(W) 77-75 at New Mexico State	
Had 7 players in double figures	11/24/01
(W) 101-77 vs. Murray State	
Had 8 players in double figures	12/08/93
(W) 129-91 vs. North Florida	
Had 2 double-figure rebounders	02/06/16
Fredrick Edmond (14) and Justin Johnson (12) at UTEP	

Had two 20-point scorers	02/06/16
Fredrick Edmond (24) and Aaron Cosby (22) at UTEP	
Had three 20-point scorers	11/13/07
(W) 88-67 vs. Kentucky Wesleyan	
Had 10+ 3FGs	03/11/16
10-of-24 3FG vs. Old Dominion	
Held opponent under 35.0% shooting	11/24/15
30.7% (23-for-75) vs. Central Michigan	
Committed fewer than 10 TOs	03/11/16
4 vs. Old Dominion	
Committed fewer than 5 TOs	03/11/16
4 vs. Old Dominion	
Committed 25+ TOs	11/18/14
25 at Minnesota	
Forced 25+ TOs	11/10/12
26 at Southern Miss	
Shot 60% from the field	11/12/10
60.9% at St. Joseph's	
Shot 70% from the field	02/24/84
71.1% vs. UAB	
Shot 90% from FT line (min. 10)	01/23/16
93.3% (14-of-15) at Charlotte	

A WKU INDIVIDUAL:

Scored 25 pts	03/05/16
Aaron Cosby (34) vs. LA Tech	
Scored 30 pts	03/05/16
Aaron Cosby (34) vs. LA Tech	
Scored 40 pts	01/29/04
Anthony Winchester (40) vs. Louisiana-Lafayette	
Scored 50 pts	01/30/65
Clem Haskins (55) vs. Middle Tennessee	
Had 15 rebounds	11/14/15
Justin Johnson (15) vs. Campbellsville (Ky.)	
Had 20 rebounds	11/25/00
Chris Marcus (21) vs. Tennessee State	
Had 25 rebounds	03/07/72
Granville Bunton (27) at Morehead State	
Had 20 pts and 10 rebs	02/06/16
Fredrick Edmond (24 pts, 14 rebs) and Justin Johnson (15 pts, 12 rebs) at UTEP	
Had 10 assists	02/24/11
Jamal Crook (10) vs. FIU	
Had 5 blocks	01/09/16
Ben Lawson (5) vs. Florida Atlantic	
Had 5 steals	12/28/15
Marlon Hunter (6) vs. Brescia (Ky.)	
Had a double-double	03/10/16
Justin Johnson (14 pts, 15 rebs) vs. UAB	
Two players had a double-double	02/06/16
Fredrick Edmond (24 pts, 14 rebs) and Justin Johnson (15 pts, 12 rebs) at UTEP	
Had a triple-double	01/01/09
Orlando Mendez-Valdez (18 pts, 12 asts, 10 rebs) vs. Troy	

AN OPPOSING INDIVIDUAL:

Scored 30 pts	03/13/16
Trey Freeman, Old Dominion (42)	
Scored 40 pts	03/13/16
Trey Freeman, Old Dominion (42)	
Had 15 rebounds	11/21/15
Jameel Warney, Stony Brook (16)	
Had 20 rebounds	12/07/03
Cuthbert Victor, Murray State (20)	
Had 20 pts and 10 rebs	02/06/16
Lee Moore, UTEP (23 pts, 11 rebs)	
Had 10 assists	02/13/16
Jon Elmore, Marshall (10)	
Had a double-double	03/11/16
Brandan Stith, Old Dominion (14 pts, 13 rebs)	



HEAD COACH RICK STANSBURY

CAREER RECORD: 294-166 (15TH SEASON)

RECORD AT WKU: FIRST SEASON

With 294 career wins and 11 postseason trips as a head coach to his credit, Rick Stansbury is the 15th head men's basketball coach at Western Kentucky University.

Stansbury, a Battletown, Ky., native and Campbellsville University Class of 2003 Hall of Famer, came to The Hill following two years at 2015-16 Southeastern Conference regular season champion Texas A&M, which included a run to the 2016 NCAA Sweet 16. In his 30 seasons as a head coach or an assistant coach, Stansbury's teams have gone to the postseason 18 times, with Top 5 seeds in the NCAA Tournament in 2016 (3), 2004 (2), 2003 (5), 2002 (3), 1996 (5) and 1995 (5) and in the NIT in 2012 (4), 2010 (1), and 2007 (1).

The veteran head coach made his name over a 22-year run at Mississippi State, including the final 14 as head coach (1999-2012), where he compiled a career record of 293-166 (.638), led the Bulldogs to the postseason 11 times – with six NCAA appearances – and became Mississippi State's all-time wins leader in the process.

In his two seasons in College Station, working for head coach Billy Kennedy, Stansbury helped the Aggie coaching staff sign a consensus top-10 recruiting class, a class regarded as one of the best in school history, in 2015. This past season, with Stansbury serving as associate head coach, the Aggies set a school record for wins with 28 after a 21-12 campaign and third place SEC finish in his first season. Texas A&M's run to the Sweet 16 was the deepest the Aggies have advanced in the tournament in program history.

During Stansbury's final 10 years leading Mississippi State, only Kentucky won more SEC championships than his eight, and over his entire 14-year run at the helm, only Kentucky and Florida won more games. His 293 career victories are the 10th-most in SEC history. The Bulldogs won the SEC tournament in 2002 and 2009, the overall SEC championship in 2004 and dominated the league's Western Division during Stansbury's tenure, winning the side in 2003, 2004, 2007, 2008 and 2010.

His teams were also postseason regulars, appearing in the NCAA Tournament or NIT 11 of his 14 seasons as MSU's head coach including trips to the NCAA Tournament in four consecutive seasons (2002-2005) and consecutive appearances in 2008 and 2009 with NIT trips in 1999, 2001, 2007, 2010 and 2012. Including his time as an assistant, Mississippi State went to the postseason 15 times in 22 seasons.

Seven Bulldogs earned All-America honors, 23 were named All-SEC (11 first teamers), and he posted 20 or more wins in 10 seasons during his 14-year run as head coach. Prior to Stansbury taking over as head coach, MSU had just seven postseason tournament appearances and won at least 20 games just seven times in the school's previous 86 years of basketball competition.

Stansbury is, in every essence of the word, a winner.

THE STANSBURY FILE

PERSONAL

Born: Dec. 23, 1959

Hometown: Battletown, Ky.

Wife: Meo **Children:** Isaac, Noah, Luke

COACHING CAREER

1981-82: Campbellsville (student assistant)

1983-84: Cumberland (graduate assistant)

1985-90: Austin Peay (assistant coach)

1990-94: Mississippi State (assistant coach)

1994-98: Mississippi State (assoc. head coach)

1998-2012: Mississippi State (head coach)

2014-15: Texas A&M (assistant coach)

2015-16: Texas A&M (associate head coach)

2016-17: WKU (head coach)

Off the court, Stansbury's program graduated players at a rate never before seen at Mississippi State. Over his time as head coach, only Vanderbilt had a higher graduation rate in the SEC, and the Bulldogs were third in the SEC with 41 academic honorees in 14 years. Fans also came out in droves in Starkville to watch Stansbury's Bulldogs play. Of the Top 30 most attended games in MSU history, 26 came during Stansbury's run as head coach, including all of the Top 10. He was the only coach in MSU history to average more than 10,000 fans per game in SEC play (2003-04/10,209), and his Bulldogs played in front of an average of over 7,000 fans per night in six of his 14 seasons as head coach.

Stansbury also brings to The Hill a national reputation of success as evidenced by his 2004 SEC Associated Press Coach of the Year, finalist for National Coach of the Year, and District 17 NABC Coach of the Year awards. During the 2003-04 season, Stansbury's Bulldogs ranked as high as No. 4 in the AP poll and finished No. 8 that year, their third consecutive Top 25 finish in the final AP poll. As a recruiter, Stansbury is no stranger to sending players to the NBA ranks. Since 1996, Stansbury has nine lottery picks including the 5th overall pick in the 1999 Draft, Jonathan Bender (Toronto), the 10th overall pick in the 1996 Draft, Erick Dampier (Indiana), and Parade All-American and 2005's 40th overall pick, Monta Ellis (Golden State). Over a nine-year period in Starkville (2003-11), Stansbury signed five different top-20 recruiting classes. His 2005 class was rated the sixth-best nationally by Rivals.com while his final class in the spring of 2011 was No. 12 nationally by the outlet. The Class of 2015 at Texas A&M was rated No. 8 nationally by Rivals.com.

Before going to Starkville, Stansbury spent six seasons as an assistant at Austin Peay State University in Clarksville, Tenn. Working alongside the late Lake Kelly, APSU recorded three consecutive winning seasons including an Ohio Valley Conference tournament championship and NCAA Tournament second-round berth in 1986-87.

His 16-year career as an assistant prior to the MSU head coaching post began at his alma mater,

CAREER RECORD BY OPPONENT 2016-17 OPPONENTS IN BOLD

TEAM	W-L	PCT
AKRON	0-2	.000
ALABAMA	16-14	.533
ALABAMA A&M	4-0	1.000
UAB	2-0	1.000
ALABAMA STATE	4-0	1.000
APPALACHIAN STATE	1-0	1.000
ARIZONA	2-1	.667
ARKANSAS	16-14	.533
ARKANSAS-LITTLE ROCK	3-0	1.000
ARKANSAS-PINE BLUFF	2-0	1.000
ARKANSAS STATE	2-0	1.000
AUBURN	16-12	.571
BAYLOR	0-1	.000
BELMONT	1-0	1.000
BETHUNE-COOKMAN	1-0	1.000
BIRMINGHAM-SOUTHERN	1-0	1.000
BRADLEY	1-0	1.000
BUTLER	0-1	.000
CALIFORNIA	0-1	.000
CENTENARY	4-0	1.000
CHARLOTTE	2-1	.667
CHATTANOOGA	1-0	1.000
CINCINNATI	0-2	.000
CLEMSON	0-2	.000
COLORADO STATE	0-1	.000
DEPAUL	1-0	1.000
DETROIT	2-0	1.000
DUKE	0-1	.000
EAST TENNESSEE STATE	0-1	.000
EASTERN KENTUCKY	2-0	1.000
FAIRFIELD	1-0	1.000
FAIRLEIGH DICKINSON	1-0	1.000
FLORIDA	8-9	.471
FLORIDA A&M	2-0	1.000
FLORIDA ATLANTIC	1-1	.500
FLORIDA STATE	1-1	.500
GEORGE MASON	1-1	.500
GEORGIA	9-9	.500
GEORGIA STATE	2-0	1.000
HAWAII	0-1	.000
HOLY CROSS	1-0	1.000
HOUSTON	2-0	1.000
IDAHO	1-0	1.000
ILLINOIS-CHICAGO	1-0	1.000
JACKSON STATE	2-0	1.000
JACKSONVILLE	1-0	1.000
JACKSONVILLE STATE	4-0	1.000
KENTUCKY	4-13	.235
LAFAYETTE	1-0	1.000
LIBERTY	1-0	1.000
LOUISIANA-LAFAYETTE	3-2	.600
LOUISIANA-MONROE	4-0	1.000
LSU	18-13	.581
LOUISIANA TECH	3-0	1.000
LOYOLA MARYMOUNT	2-0	1.000
MASSACHUSETTS	0-1	.000
MCNEESE STATE	5-0	1.000
MEMPHIS	0-1	.000
MIAMI (FLA.)	1-1	.500
MIAMI-OHIO	0-1	.000
MISSISSIPPI VALLEY STATE	3-0	1.000
MISSOURI	1-1	.500
MISSOURI-KANSAS CITY	1-0	1.000
MONMOUTH	1-0	1.000
MONTANA STATE	1-1	.500
MURRAY STATE	1-0	1.000
NEW ORLEANS	4-0	1.000
NICHOLLS STATE	5-0	1.000
NORTHWESTERN	1-0	1.000
NORTHWESTERN STATE	2-1	.667
NORTH ALABAMA	1-0	1.000
NORTH CAROLINA	0-1	.000
NORTH CAROLINA A&T	1-0	1.000
NORTH TEXAS	1-0	1.000
OKLAHOMA	1-0	1.000
OLE MISS	21-8	.724

CAREER RECORD BY OPPONENT

2016-17 OPPONENTS IN BOLD>

TEAM	W-L	PCT
OLD DOMINION	1-0	1.000
OREGON	1-0	1.000
PITTSBURGH	1-0	1.000
RICHMOND	2-2	.500
RIDER	0-1	.000
RUTGERS	0-1	.000
SAINT MARY'S (CALIF.)	1-1	.500
SAM HOUSTON STATE	1-0	1.000
SAN DIEGO	2-1	.667
SANTA CLARA	2-0	1.000
SOUTH ALABAMA	7-1	.875
SOUTH CAROLINA	12-5	.706
SOUTH CAROLINA STATE	1-0	1.000
SOUTHEASTERN LOUISIANA	5-1	.833
SOUTHERN ILLINOIS	0-1	.000
SOUTHERN MISSISSIPPI	1-0	1.000
STANFORD	1-1	.500
ST. BONAVENTURE	2-0	1.000
SYRACUSE	0-1	.000
TENNESSEE	7-9	.438
TENNESSEE-MARTIN	4-0	1.000
TENNESSEE STATE	1-0	1.000
TEXAS	0-2	.000
TEXAS A&M	1-0	1.000
TEXAS A&M-CORPUS CHRISTI	2-0	1.000
TEXAS-PAN AMERICAN	1-0	1.000
TEXAS TECH	0-1	.000
TROY	3-0	1.000
TULANE	3-0	1.000
TULSA	0-1	.000
UC IRVINE	1-0	1.000
UCLA	1-0	1.000
UTAH STATE	1-0	1.000
VALPARAISO	0-1	.000
VANDERBILT	11-8	.579
VIRGINIA TECH	1-1	.500
WASHINGTON	0-1	.000
WASHINGTON STATE	0-2	.000
WEST VIRGINIA	1-1	.500
WESTERN KENTUCKY	3-1	.750
WINTHROP	0-1	.000
WRIGHT STATE	1-0	1.000
XAVIER	3-1	.750
TOTALS	293-166	.638

Campbellsville, during the 1981-82 season as he worked toward earning a double major in business and physical education. He then moved on to work for Randy Vernon at Cumberland in Williamsburg where he earned his master's in Business Education. In 1983-84, the team went 31-5 and earned a second-round appearance in the NAIA Tournament. In October 1999, Stansbury was honored by the Campbellsville Alumni Association as a proud recipient of the school's Distinguished Alumni Award.

Stansbury's connection to The Hill goes back well before his hiring as head coach to his great uncle, Edgar B. Stansbury, a 1994 WKU Athletics Hall of Famer as a three-sport athlete (baseball, basketball, football), football assistant coach under W.L. "Gander" Terry, and Director of Athletics in 1946 after serving his country in World War II. The concourse inside E.A. Diddle Arena is named in E.B. Stansbury's honor.

STANSBURY'S NBA DRAFT PICKS

Erick Dampier* - 1996 - 10th (Indiana Pacers)
Dontae' Jones* - 1996 - 21st (New York Knicks)
Tyrone Washington - 1999 - 44th (Rockets)
Mario Austin - 2003 - 36th (Chicago Bulls)
Derrick Zimmerman - 2003 - 40th (Golden State)
Lawrence Roberts - 2005 - 55th (SuperSonics)
Jarvis Varnado - 2010 - 41st (Miami Heat)
Arnett Moultrie - 2012 - 27th (Miami Heat)

** As Mississippi State assistant*

Stansbury is married to the former Meo Mellen of Roanoke, Va. The couple has three sons, Isaac, Noah and Luke.



HEAD COACHING RECORD

1998-99: Mississippi State.....	20-13^
1999-00: Mississippi State.....	14-16
2000-01: Mississippi State.....	18-13^
2001-02: Mississippi State.....	27-8*#
2002-03: Mississippi State.....	21-10*%
2003-04: Mississippi State.....	26-4*%
2004-05: Mississippi State.....	23-11*
2005-06: Mississippi State.....	15-15
2006-07: Mississippi State.....	21-14^%
2007-08: Mississippi State.....	23-11*%
2008-09: Mississippi State.....	23-13*#
2009-10: Mississippi State.....	24-12^%
2010-11: Mississippi State.....	17-14
2011-12: Mississippi State.....	21-12^
2016-17: WKU.....	1-0

294-166 (.639)

(*) NCAA Tournament appearance

(^) NIT appearance

(#) SEC Tournament champions

(%) SEC Western Conference champions

STANSBURY'S COACHING ACCOLADES

CHAMPIONSHIPS

- **SEC WESTERN CONFERENCE CHAMPIONSHIPS** (2003, 2004, 2007, 2008, 2010)
- **SEC TOURNAMENT CHAMPIONS** (2002, 2009)
- **OVERALL SEC CHAMPION** (2004)

POSTSEASON EXPERIENCE AS HEAD COACH

- **NCAA** (2002, 2003, 2004, 2005, 2008, 2009)
- **NIT** (1999, 2001, 2007, 2010, 2012)

AS ASSISTANT

- **NCAA** (1987, 1991, 1995 - SWEET 16, 1996 - FINAL FOUR, 2016 - SWEET 16)
- **NIT** (1990, 1994)

AWARDS

- **SEC COACH OF THE YEAR** (2004)
- **DISTRICT 17 NABC COACH OF THE YEAR** (2004)



#1 TOBIAS HOWARD

FRESHMAN | GUARD | 6-2 | 185 | HS
LITHONIA, GA. (DME ACADEMY)

Opp.	GS	Min	FG	A	Pct	3FG	A	Pct	FT	A	Pct	O	D	T	PF	FO	A	TO	B	S	Pts
ALABAMA STATE		14	2	4	.500	2	3	.667	0	0	.000	1	2	3	0	0	2	1	0	0	6
JACKSONVILLE ST.																					
at Belmont																					
NC A&T																					
vs. Washington																					
vs. TCU/UNLV																					
at Eastern Ky.																					
at Missouri																					
at Indiana State																					
at Saint Mary's																					
at Detroit																					
OHIO																					
AUSTIN PEAY																					
at Fla. Atlantic																					
at FIU																					
CHARLOTTE																					
OLD DOMINION																					
at UAB																					
at Middle Tenn.																					
at Marshall																					
UTEP																					
UTSA																					
at LA Tech																					
at Southern Miss																					
MARSHALL																					
MIDDLE TENN.																					
UAB																					
at Charlotte																					
at Old Dominion																					
NORTH TEXAS																					
RICE																					

SEASON/CAREER HIGHS AT WKU

POINTS

Season	6, vs. Alabama State, 11/12/16
Career	Same

REBOUNDS

Season	3, vs. Alabama State, 11/12/16
Career	Same

FIELD GOALS

Season	2, vs. Alabama State, 11/12/16
Career	Same

FIELD GOALS ATTEMPTED

Season	4, vs. Alabama State, 11/12/16
Career	Same

THREE-POINT FIELD GOALS

Season	2, vs. Alabama State, 11/12/16
Career	Same

THREE-POINT FIELD GOALS ATTEMPTED

Season	3, vs. Alabama State, 11/12/16
Career	Same

FREE THROWS

Season	0
Career	Same

FREE THROWS ATTEMPTED

Season	0
Career	Same

ASSISTS

Season	2, vs. Alabama State, 11/12/16
Career	Same

BLOCKED SHOTS

Season	0
Career	Same

STEALS

Season	0
Career	Same

MINUTES PLAYED

Season	14, vs. Alabama State, 11/12/16
Career	Same

QUICK-HITTERS

- Hit two 3-pointers in his college debut vs. Alabama State on Nov. 12, 2016
- Played fifth prep year at DME Academy in Daytona Beach, Fla., during the 2015-16 season
- Averaged 14.6 points, 4.9 rebounds and 2.8 assists per game for DME Academy, shooting 57.9 percent from 3-point range and 89.4 percent from the free-throw line

CAREER STATISTICS

Year	GP	GS	Min	Avg	FG	FGA	Pct	3FG	FGA	Pct	FT	FTA	Pct	Off	Def	Tot	Avg	PF	FO	Ast	TO	Blk	Stl	Pts	Avg
2016-17	1	0	14	14.0	2	4	.500	2	3	.667	0	0	.000	1	2	3	3.0	0	0	2	1	0	0	6	6.0
TOTAL	1	0	14	14.0	2	4	.500	2	3	.667	0	0	.000	1	2	3	3.0	0	0	2	1	0	0	6	6.0



#3 DAMARI PARRIS
FRESHMAN | GUARD | 6-0 | 160 | HS
BOWIE, MD. (EVELYN MACK ACADEMY)

Opp.	GS	Min	FG	A	Pct	3FG	A	Pct	FT	A	Pct	O	D	T	PF	FO	A	TO	B	S	Pts
ALABAMA STATE		12	0	1	.000	0	0	.000	2	2	1.000	1	0	1	1	0	0	1	0	0	2
JACKSONVILLE ST.																					
at Belmont																					
NC A&T																					
vs. Washington																					
vs. TCU/UNLV																					
at Eastern Ky.																					
at Missouri																					
at Indiana State																					
at Saint Mary's																					
at Detroit																					
OHIO																					
AUSTIN PEAY																					
at Fla. Atlantic																					
at FIU																					
CHARLOTTE																					
OLD DOMINION																					
at UAB																					
at Middle Tenn.																					
at Marshall																					
UTEP																					
UTSA																					
at LA Tech																					
at Southern Miss																					
MARSHALL																					
MIDDLE TENN.																					
UAB																					
at Charlotte																					
at Old Dominion																					
NORTH TEXAS																					
RICE																					

SEASON/CAREER HIGHS AT WKU	
POINTS	
Season	2, vs. Alabama State, 11/12/16
Career	Same
REBOUNDS	
Season	1, vs. Alabama State, 11/12/16
Career	Same
FIELD GOALS	
Season	0
Career	Same
FIELD GOALS ATTEMPTED	
Season	1, vs. Alabama State, 11/12/16
Career	Same
THREE-POINT FIELD GOALS	
Season	0
Career	Same
THREE-POINT FIELD GOALS ATTEMPTED	
Season	0
Career	Same
FREE THROWS	
Season	2, vs. Alabama State, 11/12/16
Career	Same
FREE THROWS ATTEMPTED	
Season	2, vs. Alabama State, 11/12/16
Career	Same
ASSISTS	
Season	0
Career	Same
BLOCKED SHOTS	
Season	0
Career	Same
STEALS	
Season	0
Career	Same
MINUTES PLAYED	
Season	12, vs. Alabama State, 11/12/16
Career	Same

- QUICK-HITTERS**
- Netted two free throws in his first college game vs. Alabama State on Nov. 12, 2016, for his first career points
 - Averaged 25 points and six assists as a senior at Evelyn Mack Academy in Charlotte, N.C.
 - Scored 38 points against Oak Hill Academy, 34 points against Hargrave Military Academy, 34 points against 22ft Academy and 26 points against Huntington Prep Academy

CAREER STATISTICS

Year	GP	GS	Min	Avg	FG	FGA	Pct	3FG	FGA	Pct	FT	FTA	Pct	Off	Def	Tot	Avg	PF	FO	Ast	TO	Blk	Stl	Pts	Avg
2016-17	1	0	12	12.0	0	1	.000	0	0	.000	2	2	1.000	1	0	1	1.0	1	0	0	1	0	0	2	2.0
TOTAL	1	0	12	12.0	0	1	.000	0	0	.000	2	2	1.000	1	0	1	1.0	1	0	0	1	0	0	2	2.0



#5 JUNIOR LOMOMBA

RS-SENIOR | GUARD | 6-5 | 205 | TR
MONTREAL, QUEBEC, CANADA (PROVIDENCE)

Opp.	GS	Min	FG	A	Pct	3FG	A	Pct	FT	A	Pct	O	D	T	PF	FO	A	TO	B	S	Pts
ALABAMA STATE	*	28	1	5	.200	1	1	1.000	6	6	1.000	0	6	6	0	0	3	3	0	0	9
JACKSONVILLE ST.																					
at Belmont																					
NC A&T																					
vs. Washington																					
vs. TCU/UNLV																					
at Eastern Ky.																					
at Missouri																					
at Indiana State																					
at Saint Mary's																					
at Detroit																					
OHIO																					
AUSTIN PEAY																					
at Fla. Atlantic																					
at FIU																					
CHARLOTTE																					
OLD DOMINION																					
at UAB																					
at Middle Tenn.																					
at Marshall																					
UTEP																					
UTSA																					
at LA Tech																					
at Southern Miss																					
MARSHALL																					
MIDDLE TENN.																					
UAB																					
at Charlotte																					
at Old Dominion																					
NORTH TEXAS																					
RICE																					

SEASON/CAREER HIGHS AT WKU

POINTS

Season	9, vs. Alabama State, 11/12/16
Career	Same

REBOUNDS

Season	6, vs. Alabama State, 11/12/16
Career	Same

FIELD GOALS

Season	1, vs. Alabama State, 11/12/16
Career	Same

FIELD GOALS ATTEMPTED

Season	5, vs. Alabama State, 11/12/16
Career	Same

THREE-POINT FIELD GOALS

Season	1, vs. Alabama State, 11/12/16
Career	Same

THREE-POINT FIELD GOALS ATTEMPTED

Season	1, vs. Alabama State, 11/12/16
Career	Same

FREE THROWS

Season	6, vs. Alabama State, 11/12/16
Career	Same

FREE THROWS ATTEMPTED

Season	6, vs. Alabama State, 11/12/16
Career	Same

ASSISTS

Season	3, vs. Alabama State, 11/12/16
Career	Same

BLOCKED SHOTS

Season	0
Career	Same

STEALS

Season	0
Career	Same

MINUTES PLAYED

Season	28, vs. Alabama State, 11/12/16
Career	Same

QUICK-HITTERS

- Registered nine points, six rebounds and three assists in his Hilltopper debut vs. Alabama State on Nov. 12, 2016
- Reached NCAA Tournament last two seasons with Providence, starting 34 games in 2015-16
- Graduated in 2016 and is enrolled in graduate school at WKU studying intercollegiate athletic administration
- Won two state titles as a prep player at Madison (Wis.) Memorial High School
- Originally from Montreal, Quebec, Canada, and speaks French

CAREER STATISTICS

Year	GP	GS	Min	Avg	FG	FGA	Pct	3FG	FGA	Pct	FT	FTA	Pct	Off	Def	Tot	Avg	PF	FO	Ast	TO	Blk	Stl	Pts	Avg
CLEVELAND STATE																									
2012-13	25	3	462	18.5	39	121	.322	12	33	.364	55	80	.688	23	35	58	2.3	43	1	31	40	1	20	145	5.8
PROVIDENCE																									
2013-14	Sat out per NCAA transfer rules																								
2014-15	31	13	344	11.1	15	46	.326	2	11	.182	21	32	.656	11	26	37	1.2	27	0	13	13	1	8	53	1.7
2015-16	35	34	855	24.4	63	156	.404	15	47	.319	43	64	.672	28	60	88	2.5	63	0	68	44	1	13	184	5.3
WKU																									
2016-17	1	1	28	28.0	1	5	.200	1	1	1.000	6	6	1.000	0	6	6	6.0	0	0	3	3	0	0	9	9.0
TOTAL	92	51	1,689	18.4	118	328	.360	30	92	.326	125	182	.687	62	127	189	2.1	133	1	115	100	3	41	391	4.3



#12 PANCAKE THOMAS

RS- SENIOR | GUARD | 6-4 | 195 | TR
BATON ROUGE, LA. (HARTFORD)

Opp.	GS	Min	FG	A	Pct	3FG	A	Pct	FT	A	Pct	O	D	T	PF	FO	A	TO	B	S	Pts
ALABAMA STATE	*	34	3	11	.273	1	3	.333	8	8	1.000	0	2	2	0	0	4	2	0	0	15
JACKSONVILLE ST.																					
at Belmont																					
NC A&T																					
vs. Washington																					
vs. TCU/UNLV																					
at Eastern Ky.																					
at Missouri																					
at Indiana State																					
at Saint Mary's																					
at Detroit																					
OHIO																					
AUSTIN PEAY																					
at Fla. Atlantic																					
at FIU																					
CHARLOTTE																					
OLD DOMINION																					
at UAB																					
at Middle Tenn.																					
at Marshall																					
UTEP																					
UTSA																					
at LA Tech																					
at Southern Miss																					
MARSHALL																					
MIDDLE TENN.																					
UAB																					
at Charlotte																					
at Old Dominion																					
NORTH TEXAS																					
RICE																					

SEASON/CAREER HIGHS AT WKU

POINTS

Season	15, vs. Alabama State, 11/12/16
Career	Same

REBOUNDS

Season	2, vs. Alabama State, 11/12/16
Career	Same

FIELD GOALS

Season	3, vs. Alabama State, 11/12/16
Career	Same

FIELD GOALS ATTEMPTED

Season	11, vs. Alabama State, 11/12/16
Career	Same

THREE-POINT FIELD GOALS

Season	1, vs. Alabama State, 11/12/16
Career	Same

THREE-POINT FIELD GOALS ATTEMPTED

Season	3, vs. Alabama State, 11/12/16
Career	Same

FREE THROWS

Season	8, vs. Alabama State, 11/12/16
Career	Same

FREE THROWS ATTEMPTED

Season	8, vs. Alabama State, 11/12/16
Career	Same

ASSISTS

Season	4, vs. Alabama State, 11/12/16
Career	Same

BLOCKED SHOTS

Season	0
Career	Same

STEALS

Season	0
Career	Same

MINUTES PLAYED


Season	34, vs. Alabama State, 11/12/16
Career	Same

QUICK-HITTERS

- Scored 15 points with four assists in his Hilltopper debut vs. Alabama State on Nov. 12, 2016
- Graduated in 2016 and is enrolled in graduate school at WKU studying intercollegiate athletic administration
- Averaged 18.9 points, 6.4 rebounds, and 2.8 assists last season at Hartford
- Only player in the America East to finish in the league's top 10 in points, rebounds, assists and steals last season
- Reached NCAA Tournament in first two seasons at New Mexico
- Won Louisiana state title as senior at Scotlandville Magnet School in Baton Rouge, La.
- Real first name is "Cleveland" and was nicknamed "Pancake" as a child by his grandmother

CAREER STATISTICS

Year	GP	GS	Min	Avg	FG	FGA	Pct	3FG	FGA	Pct	FT	FTA	Pct	Off	Def	Tot	Avg	PF	FO	Ast	TO	Blk	Stl	Pts	Avg
NEW MEXICO																									
2012-13	34	2	217	6.4	12	31	.387	0	3	.000	14	18	.778	8	20	28	0.8	23	0	17	11	0	4	38	1.1
2013-14	33	10	513	15.5	39	115	.339	21	59	.356	34	39	.872	28	52	80	2.4	30	0	25	18	1	8	133	4.0
HARTFORD																									
2014-15	Sat out per NCAA transfer rules																								
2015-16	30	28	1,038	34.6	178	407	.437	81	190	.426	129	156	.827	30	163	193	6.4	72	0	84	53	6	36	566	18.9
WKU																									
2016-17	1	1	34	34.0	3	11	.273	1	3	.333	8	8	1.000	0	2	2	2.0	0	0	4	2	0	0	15	15.0
TOTAL	98	41	1,802	18.4	232	564	.411	103	255	.404	185	221	.837	66	237	303	3.1	125	0	130	84	7	48	752	7.7



#14 BEN LAWSON

SENIOR | FORWARD | 7-1 | 235 | 3L
HITCHIN, ENGLAND (OAKLANDS COLLEGE)

Opp.	GS	Min	FG	A	Pct	3FG	A	Pct	FT	A	Pct	O	D	T	PF	FO	A	TO	B	S	Pts
ALABAMA STATE	*	21	3	5	.600	0	0	.000	2	4	.500	2	4	6	0	0	0	1	1	0	8
JACKSONVILLE ST.																					
at Belmont																					
NC A&T																					
vs. Washington																					
vs. TCU/UNLV																					
at Eastern Ky.																					
at Missouri																					
at Indiana State																					
at Saint Mary's																					
at Detroit																					
OHIO																					
AUSTIN PEAY																					
at Fla. Atlantic																					
at FIU																					
CHARLOTTE																					
OLD DOMINION																					
at UAB																					
at Middle Tenn.																					
at Marshall																					
UTEP																					
UTSA																					
at LA Tech																					
at Southern Miss																					
MARSHALL																					
MIDDLE TENN.																					
UAB																					
at Charlotte																					
at Old Dominion																					
NORTH TEXAS																					
RICE																					

SEASON/CAREER HIGHS AT WKU

POINTS

Season	8, vs. Alabama State, 11/12/16
Career	14, vs. UAB, 01/28/16

REBOUNDS

Season	6, vs. Alabama State, 11/12/16
Career	12, 2x, last vs. Alabama A&M, 12/16/15

FIELD GOALS

Season	3, vs. Alabama State, 11/12/16
Career	5, 2x, last vs. Camp. (Ky.), 11/14/15

FIELD GOALS ATTEMPTED

Season	5, vs. Alabama State, 11/12/16
Career	11, vs. Florida Atlantic, 01/09/16

THREE-POINT FIELD GOALS

Season	0
Career	1, at Marshall, 01/03/16

THREE-POINT FIELD GOALS ATTEMPTED

Season	0
Career	1, 3x, last at Marshall, 01/03/16

FREE THROWS

Season	2, vs. Alabama State, 11/12/16
Career	6, vs. UAB, 01/28/16

FREE THROWS ATTEMPTED

Season	4, vs. Alabama State, 11/12/16
Career	7, vs. Florida Atlantic, 01/09/16

ASSISTS

Season	0
Career	3, 2x, last vs. Brescia (Ky.), 12/27/14

BLOCKED SHOTS

Season	1, vs. Alabama State, 11/12/16
Career	6, 2x, last vs. Brescia (Ky.), 12/28/15

STEALS

Season	0
Career	3, vs. Marshall, 03/11/15

MINUTES PLAYED

Season	21, vs. Alabama State, 11/12/16
Career	33, 2x, last vs. Florida Atlantic, 01/09/16

QUICK-HITTERS

- Blocked 66 shots in 2015-16, the seventh-most in a season in WKU history, and ranked fifth in Conference USA with 1.9 blocks per game
- One of four Hilltoppers – along with Jeremy Evans, Elgrace Wilborn and Chris Marcus – with at least 50 blocks in multiple seasons
- Has played for Great Britain's National Team three times in the FIBA European Championships, most recently in 2015 in the U20 championships

CAREER STATISTICS

Year	GP	GS	Min	Avg	FG	FGA	Pct	3FG	FGA	Pct	FT	FTA	Pct	Off	Def	Tot	Avg	PF	FO	Ast	TO	Blk	Stl	Pts	Avg
2013-14	12	2	95	7.9	8	17	.471	0	2	.000	8	12	.667	6	12	18	1.5	16	1	2	6	9	1	24	2.0
2014-15	32	8	602	18.8	49	84	.583	0	0	.000	25	51	.490	35	68	103	3.2	71	0	21	27	53	14	123	3.8
2015-16	34	11	547	16.1	57	96	.594	1	1	1.000	56	73	.767	37	75	112	3.3	91	6	13	37	66	11	171	5.0
2016-17	1	1	21	21.0	3	5	.600	0	0	.000	2	4	.500	2	4	6	6.0	0	0	0	1	1	0	8	8.0
TOTAL	79	22	1,170	14.8	117	202	.579	1	3	.333	91	140	.650	80	159	239	3.0	178	7	36	71	129	26	326	4.1



#15 TYLER MILLER

JUNIOR | GUARD | 6-4 | 185 | TR
LOUISVILLE, KY. (MARSHALLTOWN CC)

Opp.	GS	Min	FG	A	Pct	3FG	A	Pct	FT	A	Pct	O	D	T	PF	FO	A	TO	B	S	Pts
ALABAMA STATE	1		0	0	.000	0	0	.000	0	0	.000	0	0	0	0	0	0	0	0	0	0
JACKSONVILLE ST.																					
at Belmont																					
NC A&T																					
vs. Washington																					
vs. TCU/UNLV																					
at Eastern Ky.																					
at Missouri																					
at Indiana State																					
at Saint Mary's																					
at Detroit																					
OHIO																					
AUSTIN PEAY																					
at Fla. Atlantic																					
at FIU																					
CHARLOTTE																					
OLD DOMINION																					
at UAB																					
at Middle Tenn.																					
at Marshall																					
UTEP																					
UTSA																					
at LA Tech																					
at Southern Miss																					
MARSHALL																					
MIDDLE TENN.																					
UAB																					
at Charlotte																					
at Old Dominion																					
NORTH TEXAS																					
RICE																					

SEASON/CAREER HIGHS AT WKU

POINTS	
Season	0
Career	Same
REBOUNDS	
Season	0
Career	Same
FIELD GOALS	
Season	0
Career	Same
FIELD GOALS ATTEMPTED	
Season	0
Career	Same
THREE-POINT FIELD GOALS	
Season	0
Career	Same
THREE-POINT FIELD GOALS ATTEMPTED	
Season	0
Career	Same
FREE THROWS	
Season	0
Career	Same
FREE THROWS ATTEMPTED	
Season	0
Career	Same
ASSISTS	
Season	0
Career	Same
BLOCKED SHOTS	
Season	0
Career	Same
STEALS	
Season	0
Career	Same
MINUTES PLAYED	
Season	1, vs. Alabama State, 11/12/16
Career	Same

QUICK-HITTERS

- Made Hilltopper debut on Nov. 12, 2016, against Alabama State
- Appeared in 59 games over two seasons at Marshalltown Community College, including 53 starts
- Averaged 8.5 points, 4.1 rebounds, 4.1 assists and 1.7 steals as a sophomore
- Named Defensive Player of the Year in his final prep season at 22ft Academy
- Previously played basketball, football and track at Louisville Male High School
- Mother played basketball at the University of Louisville.

CAREER STATISTICS

Year	GP	GS	Min	Avg	FG	FGA	Pct	3FG	FGA	Pct	FT	FTA	Pct	Off	Def	Tot	Avg	PF	FO	Ast	TO	Blk	Stl	Pts	Avg
MARSHALLTOWN COMMUNITY COLLEGE																									
2014-15	28	22	652	23.3	37	112	.330	1	9	.111	29	49	.592	18	45	63	2.3	50	1	49	36	14	27	104	3.7
2015-16	31	31	843	27.2	92	214	.430	8	31	.258	70	127	.551	32	95	127	4.1	62	0	126	76	6	54	262	8.5
WKU																									
2016-17	0	0	1	1.0	0	0	.000	0	0	.000	0	0	.000	0	0	0	0.0	0	0	0	0	0	0	0	0.0
WKU TOTAL	0	0	1	1.0	0	0	.000	0	0	.000	0	0	.000	0	0	0	0.0	0	0	0	0	0	0	0	0.0



#21 MARKO STAJKOVSKI
FRESHMAN | GUARD | 6-7 | 195 | HS
NOVI SAD, SERBIA (E-GIMNAZIJA NOVI SAD)

Opp.	GS	Min	FG	A	Pct	3FG	A	Pct	FT	A	Pct	O	D	T	PF	FO	A	TO	B	S	Pts
ALABAMA STATE	DNP																				
JACKSONVILLE ST.																					
at Belmont																					
NC A&T																					
vs. Washington																					
vs. TCU/UNLV																					
at Eastern Ky.																					
at Missouri																					
at Indiana State																					
at Saint Mary's																					
at Detroit																					
OHIO																					
AUSTIN PEAY																					
at Fla. Atlantic																					
at FIU																					
CHARLOTTE																					
OLD DOMINION																					
at UAB																					
at Middle Tenn.																					
at Marshall																					
UTEP																					
UTSA																					
at LA Tech																					
at Southern Miss																					
MARSHALL																					
MIDDLE TENN.																					
UAB																					
at Charlotte																					
at Old Dominion																					
NORTH TEXAS																					
RICE																					

SEASON/CAREER HIGHS AT WKU

POINTS	
Season	0
Career	0
REBOUNDS	
Season	0
Career	0
FIELD GOALS	
Season	0
Career	0
FIELD GOALS ATTEMPTED	
Season	0
Career	0
THREE-POINT FIELD GOALS	
Season	0
Career	0
THREE-POINT FIELD GOALS ATTEMPTED	
Season	0
Career	0
FREE THROWS	
Season	0
Career	0
FREE THROWS ATTEMPTED	
Season	0
Career	0
ASSISTS	
Season	0
Career	0
BLOCKED SHOTS	
Season	0
Career	0
STEALS	
Season	0
Career	0
MINUTES PLAYED	
Season	0
Career	0

QUICK-HITTERS

- Won Hungarian National Championship with Szolnoki Olaj while attending E-Gimnazija Novi Sad in Serbia
- Competed for Crvena Zvezda Junior Team in Belgrade, Serbia, winning the Euroleague Basketball International Junior Tournament

CAREER STATISTICS

Year	GP	GS	Min	Avg	FG	FGA	Pct	3FG	FGA	Pct	FT	FTA	Pct	Off	Def	Tot	Avg	PF	FO	Ast	TO	Blk	Stl	Pts	Avg
2016-17																									
TOTAL																									



#23 JUSTIN JOHNSON

JUNIOR | FORWARD | 6-7 | 240 | 2L
HAZARD, KY. (PERRY COUNTY CENTRAL HS)

Opp.	GS	Min	FG	A	Pct	3FG	A	Pct	FT	A	Pct	O	D	T	PF	FO	A	TO	B	S	Pts
ALABAMA STATE	*	28	3	8	.375	0	2	.000	3	6	.500	0	7	7	1	0	0	3	1	1	9
JACKSONVILLE ST.																					
at Belmont																					
NC A&T																					
vs. Washington																					
vs. TCU/UNLV																					
at Eastern Ky.																					
at Missouri																					
at Indiana State																					
at Saint Mary's																					
at Detroit																					
OHIO																					
AUSTIN PEAY																					
at Fla. Atlantic																					
at FIU																					
CHARLOTTE																					
OLD DOMINION																					
at UAB																					
at Middle Tenn.																					
at Marshall																					
UTEP																					
UTSA																					
at LA Tech																					
at Southern Miss																					
MARSHALL																					
MIDDLE TENN.																					
UAB																					
at Charlotte																					
at Old Dominion																					
NORTH TEXAS																					
RICE																					

SEASON/CAREER HIGHS AT WKU

POINTS

Season	9, vs. Alabama State, 11/12/16
Career	25, vs. FIU, 01/07/16

REBOUNDS

Season	7, vs. Alabama State, 11/12/16
Career	15, 2x, last vs. UAB, 03/10/16

FIELD GOALS

Season	3, vs. Alabama State, 11/12/16
Career	11, at Marshall, 01/03/16

FIELD GOALS ATTEMPTED

Season	8, vs. Alabama State, 11/12/16
Career	18, vs. Stony Brook, 11/21/15

THREE-POINT FIELD GOALS

Season	0
Career	1, vs. ECU, 12/01/15

THREE-POINT FIELD GOALS ATTEMPTED

Season	2, vs. Alabama State, 11/12/16
Career	2, 2x, last vs. Alabama State, 11/12/16

FREE THROWS

Season	3, vs. Alabama State, 11/12/16
Career	11, vs. FIU, 01/07/16

FREE THROWS ATTEMPTED

Season	6, vs. Alabama State, 11/12/16
Career	11, 2x, last vs. FIU, 01/07/16

ASSISTS

Season	0
Career	4, 3x, last vs. UAB, 03/10/16

BLOCKED SHOTS

Season	1, vs. Alabama State, 11/12/16
Career	3, vs. Campbellsville (Ky.), 11/14/15

STEALS

Season	1, vs. Alabama State, 11/12/16
Career	2, 7x, last at UAB, 02/27/16

MINUTES PLAYED

Season	28, vs. Alabama State, 11/12/16
Career	38, vs. LA Tech, 03/05/16

QUICK-HITTERS

- Named to Conference USA Preseason All-Conference Team
- Averaged 14.9 points and 7.9 rebounds per game, becoming the first Hilltopper to lead the team in both categories since Derrick Gordon in 2011-12
- Ranked second in C-USA and in the top 20 in the nation in field goal percentage at 60.2 percent
- His 507 points last season were the seventh-most ever by a Hilltopper sophomore
- Needs 344 points to reach 1,000 for his career

CAREER STATISTICS

Year	GP	GS	Min	Avg	FG	FGA	Pct	3FG	FGA	Pct	FT	FTA	Pct	Off	Def	Tot	Avg	PF	FO	Ast	TO	Blk	Stl	Pts	Avg
2014-15	31	1	482	15.5	60	119	.504	0	3	.000	29	67	.433	46	80	126	4.1	48	0	22	18	14	13	149	4.8
2015-16	34	26	984	28.9	197	327	.602	1	9	.111	112	166	.675	102	168	270	7.9	73	3	48	58	19	16	507	14.9
2016-17	1	1	28	28.0	3	8	.375	0	2	.000	3	6	.500	0	7	7	7.0	1	0	0	3	1	1	9	9.0
TOTAL	66	28	1494	22.6	260	454	.573	1	14	.071	144	239	.603	148	255	403	6.1	122	3	70	79	34	30	665	10.1



#24 WILLIE CARMICHAEL

RS-SOPHOMORE | FORWARD | 6-8 | 210 | RS
APOPKA, FLA. (UNIV. OF TENNESSEE)

Opp.	GS	Min	FG	A	Pct	3FG	A	Pct	FT	A	Pct	O	D	T	PF	FO	A	TO	B	S	Pts
ALABAMA STATE	DNP																				
JACKSONVILLE ST.																					
at Belmont																					
NC A&T																					
vs. Washington																					
vs. TCU/UNLV																					
at Eastern Ky.																					
at Missouri																					
at Indiana State																					
at Saint Mary's																					
at Detroit																					
OHIO																					
AUSTIN PEAY																					
at Fla. Atlantic																					
at FIU																					
CHARLOTTE																					
OLD DOMINION																					
at UAB																					
at Middle Tenn.																					
at Marshall																					
UTEP																					
UTSA																					
at LA Tech																					
at Southern Miss																					
MARSHALL																					
MIDDLE TENN.																					
UAB																					
at Charlotte																					
at Old Dominion																					
NORTH TEXAS																					
RICE																					

SEASON/CAREER HIGHS AT WKU

POINTS	
Season	0
Career	0
REBOUNDS	
Season	0
Career	0
FIELD GOALS	
Season	0
Career	0
FIELD GOALS ATTEMPTED	
Season	0
Career	0
THREE-POINT FIELD GOALS	
Season	0
Career	0
THREE-POINT FIELD GOALS ATTEMPTED	
Season	0
Career	0
FREE THROWS	
Season	0
Career	0
FREE THROWS ATTEMPTED	
Season	0
Career	0
ASSISTS	
Season	0
Career	0
BLOCKED SHOTS	
Season	0
Career	0
STEALS	
Season	0
Career	0
MINUTES PLAYED	
Season	0
Career	0

QUICK-HITTERS

- Sat out last season at WKU after transferring from the University of Tennessee
- Appeared in all 32 games for Tennessee as a freshman with 19 starts, averaging 3.0 points and 2.3 rebounds per game
- Led the Volunteers in field goal percentage at 51.9 percent
- Named 7A State Player of the Year by the Orlando Sentinel as a senior at Wekiva (Fla.) High School

CAREER STATISTICS

Year	GP	GS	Min	Avg	FG	FGA	Pct	3FG	FGA	Pct	FT	FTA	Pct	Off	Def	Tot	Avg	PF	FO	Ast	TO	Blk	Stl	Pts	Avg
TENNESSEE																									
2014-15	32	19	475	14.8	40	77	.519	0	0	.000	15	24	.625	44	31	75	2.3	101	4	11	29	13	6	95	3.0
WKU																									
2015-16	Sat our per NCAA transfer rules																								
2016-17																									
TOTAL	32	19	475	14.8	40	77	.519	0	0	.000	15	24	.625	44	31	75	2.3	101	4	11	29	13	6	95	3.0



#32 QUE JOHNSON

RS-SENIOR | GUARD | 6-6 | 205 | TR
PONTIAC, MICH. (WASHINGTON STATE)

Opp.	GS	Min	FG	A	Pct	3FG	A	Pct	FT	A	Pct	O	D	T	PF	FO	A	TO	B	S	Pts
ALABAMA STATE	*	30	5	9	.556	3	6	.500	3	5	.600	0	9	9	3	0	1	3	1	2	16
JACKSONVILLE ST.																					
at Belmont																					
NC A&T																					
vs. Washington																					
vs. TCU/UNLV																					
at Eastern Ky.																					
at Missouri																					
at Indiana State																					
at Saint Mary's																					
at Detroit																					
OHIO																					
AUSTIN PEAY																					
at Fla. Atlantic																					
at FIU																					
CHARLOTTE																					
OLD DOMINION																					
at UAB																					
at Middle Tenn.																					
at Marshall																					
UTEP																					
UTSA																					
at LA Tech																					
at Southern Miss																					
MARSHALL																					
MIDDLE TENN.																					
UAB																					
at Charlotte																					
at Old Dominion																					
NORTH TEXAS																					
RICE																					

SEASON/CAREER HIGHS AT WKU

POINTS

Season	16, vs. Alabama State, 11/12/16
Career	Same

REBOUNDS

Season	9, vs. Alabama State, 11/12/16
Career	Same

FIELD GOALS

Season	5, vs. Alabama State, 11/12/16
Career	Same

FIELD GOALS ATTEMPTED

Season	9, vs. Alabama State, 11/12/16
Career	Same

THREE-POINT FIELD GOALS

Season	3, vs. Alabama State, 11/12/16
Career	Same

THREE-POINT FIELD GOALS ATTEMPTED

Season	6, vs. Alabama State, 11/12/16
Career	Same

FREE THROWS

Season	3, vs. Alabama State, 11/12/16
Career	Same

FREE THROWS ATTEMPTED

Season	5, vs. Alabama State, 11/12/16
Career	Same

ASSISTS

Season	1, vs. Alabama State, 11/12/16
Career	Same

BLOCKED SHOTS

Season	1, vs. Alabama State, 11/12/16
Career	Same

STEALS

Season	2, vs. Alabama State, 11/12/16
Career	Same

MINUTES PLAYED

Season	30, vs. Alabama State, 11/12/16
Career	Same

QUICK-HITTERS

- Tallied a team-high 16 points and nine rebounds in his Hilltopper debut against Alabama State on Nov. 12, 2016
- Graduated in 2016 and is enrolled in graduate school at WKU studying intercollegiate athletic administration
- Appeared in 31 games for Washington State last season, with 25 starts and 11.3 points per game
- Led the Cougars and ranked 11th in the Pac-12 Conference with a 40.4 shooting percentage from 3-point range
- Ranked 13th in the Pac-12 at 75.9 percent from the free-throw line
- Ranks 16th on WSU's all-time list for 3-point field goals made with 121

CAREER STATISTICS

Year	GP	GS	Min	Avg	FG	FGA	Pct	3FG	FGA	Pct	FT	FTA	Pct	Off	Def	Tot	Avg	PF	FO	Ast	TO	Blk	Stl	Pts	Avg
WASHINGTON STATE																									
2012-13			Sat out as redshirt																						
2013-14	31	14	737	23.8	103	262	.393	51	145	.352	39	55	.709	17	57	74	2.4	55	0	20	30	2	14	296	9.5
2014-15	31	3	559	18.0	60	155	.387	28	77	.364	41	48	.854	15	56	71	2.3	55	1	32	33	4	10	189	6.1
2015-16	31	25	795	25.6	121	293	.413	42	104	.404	66	87	.759	16	61	77	2.5	76	3	36	42	6	16	350	11.3
WKU																									
2016-17	1	1	30	30.0	5	9	.556	3	6	.500	3	5	.600	0	9	9	9.0	3	0	1	3	1	2	16	16.0
TOTAL	94	43	2,121	22.6	289	719	.402	124	332	.373	149	195	.764	48	183	231	2.5	189	4	89	108	13	42	851	9.1



#42 ANTON WATERS

SENIOR | FORWARD | 6-7 | 245 | 1L

BALTIMORE, MD. (GULF COAST STATE COLLEGE)

Opp.	GS	Min	FG	A	Pct	3FG	A	Pct	FT	A	Pct	O	D	T	PF	FO	A	TO	B	S	Pts
ALABAMA STATE		19	4	5	.800	0	0	.000	0	1	.000	3	5	8	4	0	0	2	1	0	8
JACKSONVILLE ST.																					
at Belmont																					
NC A&T																					
vs. Washington																					
vs. TCU/UNLV																					
at Eastern Ky.																					
at Missouri																					
at Indiana State																					
at Saint Mary's																					
at Detroit																					
OHIO																					
AUSTIN PEAY																					
at Fla. Atlantic																					
at FIU																					
CHARLOTTE																					
OLD DOMINION																					
at UAB																					
at Middle Tenn.																					
at Marshall																					
UTEP																					
UTSA																					
at LA Tech																					
at Southern Miss																					
MARSHALL																					
MIDDLE TENN.																					
UAB																					
at Charlotte																					
at Old Dominion																					
NORTH TEXAS																					
RICE																					

SEASON/CAREER HIGHS AT WKU

POINTS

Season	8, vs. Alabama State, 11/12/16
Career	12, at Middle Tennessee, 02/25/16

REBOUNDS

Season	8, vs. Alabama State, 11/12/16
Career	Same

FIELD GOALS

Season	4, vs. Alabama State, 11/12/16
Career	6, at Middle Tennessee, 02/25/16

FIELD GOALS ATTEMPTED

Season	5, vs. Alabama State, 11/12/16
Career	10, vs. LA Tech, 03/05/16

THREE-POINT FIELD GOALS

Season	0
Career	0

THREE-POINT FIELD GOALS ATTEMPTED

Season	0
Career	1, 2x, last vs. LA Tech, 03/05/16

FREE THROWS

Season	0
Career	8, vs. Middle Tennessee, 01/30/16

FREE THROWS ATTEMPTED

Season	1, vs. Alabama State, 11/12/16
Career	10, vs. Brescia (Ky.), 12/28/15

ASSISTS

Season	0
Career	1, 7x, last vs. North Texas, 03/09/16

BLOCKED SHOTS

Season	1, vs. Alabama State, 11/12/16
Career	1, 10x, last vs. Alabama State, 11/12/16

STEALS

Season	0
Career	1, 3x, last at Rice, 01/14/16

MINUTES PLAYED

Season	19, vs. Alabama State, 11/12/16
Career	21, at Middle Tennessee, 02/25/16

QUICK-HITTERS

- Grabbed career-high eight rebounds against Alabama State on Nov. 12, 2016
- Played in 33 games with 19 starts in his first year with the Hilltoppers in 2015-16
- Averaged 4.4 points and 4.0 rebounds as a junior
- Previously played two seasons at Gulf Coast State College, averaging 11.2 point and 7.9 rebounds as a sophomore

CAREER STATISTICS

Year	GP	GS	Min	Avg	FG	FGA	Pct	3FG	FGA	Pct	FT	FTA	Pct	Off	Def	Tot	Avg	PF	FO	Ast	TO	Blk	Stl	Pts	Avg
GULF COAST STATE COLLEGE																									
2013-14	28	16	N/A	N/A	75	159	.472	0	0	.000	49	69	.710	74	98	172	6.1	88	3	16	41	22	11	199	7.1
2014-15	28	19	N/A	N/A	124	245	.506	0	1	.000	66	94	.702	95	126	221	7.9	73	1	15	57	17	8	314	11.2
WKU																									
2015-16	33	19	480	14.5	57	110	.518	0	2	.000	30	43	.698	57	74	131	4.0	65	2	7	26	10	3	144	4.4
2016-17	1	0	19	19.0	4	5	.800	0	0	.000	0	1	.000	3	5	8	8.0	4	0	0	2	1	0	8	8.0
WKU TOTAL	34	19	499	14.7	61	115	.530	0	2	.000	30	44	.682	60	79	139	4.1	69	2	7	28	11	3	152	4.5



#43 MARTY LEAHY

FRESHMAN | GUARD | 6-5 | 210 | HS
BRISBANE, AUSTRALIA (IPSWICH GRAMMAR)

Opp.	GS	Min	FG	A	Pct	3FG	A	Pct	FT	A	Pct	O	D	T	PF	FO	A	TO	B	S	Pts
ALABAMA STATE		13	2	3	.667	2	3	.667	0	0	.000	0	0	0	4	0	0	1	0	0	6
JACKSONVILLE ST.																					
at Belmont																					
NC A&T																					
vs. Washington																					
vs. TCU/UNLV																					
at Eastern Ky.																					
at Missouri																					
at Indiana State																					
at Saint Mary's																					
at Detroit																					
OHIO																					
AUSTIN PEAY																					
at Fla. Atlantic																					
at FIU																					
CHARLOTTE																					
OLD DOMINION																					
at UAB																					
at Middle Tenn.																					
at Marshall																					
UTEP																					
UTSA																					
at LA Tech																					
at Southern Miss																					
MARSHALL																					
MIDDLE TENN.																					
UAB																					
at Charlotte																					
at Old Dominion																					
NORTH TEXAS																					
RICE																					

SEASON/CAREER HIGHS AT WKU

POINTS	
Season	6, vs. Alabama State, 11/12/16
Career	Same
REBOUNDS	
Season	0
Career	Same
FIELD GOALS	
Season	2, vs. Alabama State, 11/12/16
Career	Same
FIELD GOALS ATTEMPTED	
Season	3, vs. Alabama State, 11/12/16
Career	Same
THREE-POINT FIELD GOALS	
Season	2, vs. Alabama State, 11/12/16
Career	Same
THREE-POINT FIELD GOALS ATTEMPTED	
Season	3, vs. Alabama State, 11/12/16
Career	Same
FREE THROWS	
Season	0
Career	Same
FREE THROWS ATTEMPTED	
Season	0
Career	Same
ASSISTS	
Season	0
Career	Same
BLOCKED SHOTS	
Season	0
Career	Same
STEALS	
Season	0
Career	Same
MINUTES PLAYED	
Season	13, vs. Alabama State, 11/12/16
Career	Same

QUICK-HITTERS

- Hit two 3-pointers in his college debut vs. Alabama State on Nov. 12, 2016
- Averaged 24 points, 10 rebounds and five assists per game as a senior at Ipswich Grammar School in Queensland, Australia
- Made trial camp appearances for the Under-17 and Under-19 Australian National Teams
- Played for the Papua New Guinea National Team during the 2015 Pacific Games
- Also played volleyball at Ipswich Grammar

CAREER STATISTICS

Year	GP	GS	Min	Avg	FG	FGA	Pct	3FG	FGA	Pct	FT	FTA	Pct	Off	Def	Tot	Avg	PF	FO	Ast	TO	Blk	Stl	Pts	Avg
2016-17	1	0	13	13.0	2	3	.667	2	3	.667	0	0	.000	0	0	0	0.0	4	0	0	1	0	0	6	6.0
TOTAL	1	0	13	13.0	2	3	.667	2	3	.667	0	0	.000	0	0	0	0.0	4	0	0	1	0	0	6	6.0

HILLTOPPER IMG SPORTS NETWORK

The Hilltoppers can be heard on the radio on 13 different stations throughout the Commonwealth of Kentucky, which reaches over 1.5 million potential listeners.

- WKLX-FM (100.7) Bowling Green*
- WTCO-AM (1450) Campbellsville
- WTHX-FM (106.1) Elizabethtown
- WIEL-AM (1400) Elizabethtown
- WFKN-AM (1220) Franklin
- WCDS-AM (1230) Glasgow
- WXAM-AM (1430) Hodgenville
- WHOP-FM (95.3) Hopkinsville
- WHOP-AM (1230) Hopkinsville
- WXVW-AM (1450) Louisville
- WTTL-AM (1310) Madisonville
- WPKY-AM (1580) Princeton
- WTLO-AM (1480) Somerset

(*) denotes originating station

GAME-BY-GAME HIGHLIGHTS

NOVEMBER 1, 2016 | WKU 87, CAMPBELLVILLE 79 (EXH.) | BOWLING GREEN, KY.

- Five players scored in double figures for the Hilltoppers, who shot 47 percent from the field, netted 26 of 32 free throws and made their last 11 shots of the first half
- Justin Johnson paced WKU with 22 points and 12 rebounds, including two 3-pointers – one more than he made all last season
- Pancake Thomas had 17 points, while fellow graduate senior guard Junior Lomomba tallied 11 points, five rebounds and three assists in 37 minutes
- Willie Carmichael, who sat out last season after transferring from Tennessee, amassed 11 points and 13 rebounds in his first action as a Hilltopper

NOVEMBER 5, 2016 | WKU 103, KENTUCKY WESLEYAN 97, 2OT (EXH.) | BOWLING GREEN, KY.

- Pancake Thomas hit a game-tying 3-pointer as time expired in the first overtime to force a second extra period
- The Hilltoppers held KWC to four points in the second overtime and netted 33 of 43 free throws to help seal the victory
- Junior Lomomba scored a team-high 29 points, while Pancake Thomas added 24 points
- Junior Lomomba, Pancake Thomas and Que Johnson all played at least 45 minutes
- KWC's Ken-Jah Bosley scored 42 points with eight made 3s, but he was held scoreless in the second overtime

NOVEMBER 12, 2016 | WKU 79, ALABAMA STATE 66 | BOWLING GREEN, KY.

- The Hilltoppers held Alabama State to 17 points and 20.6 percent shooting in the first half
- Que Johnson paced WKU with a team-high 16 points and nine rebounds
- Pancake Thomas tallied 15 points – including 8-of-8 from the free-throw line – with four assists
- Freshmen Marty Leahy and Tobias Howard each hit two 3-pointers in their college debuts

2016-17 RESULTS

DATE	OPPONENT	SCORE	ATTENDANCE	WKU HIGH POINTS	WKU HIGH REBOUNDS	OPP HIGH POINTS
11/12	ALABAMA STATE	W, 79-66	4,149	Q. Johnson (16)	Q. Johnson (9)	Rodney Simeon (25)
11/16	JACKSONVILLE STATE					
11/19	at Belmont					
11/22	NORTH CAROLINA A&T					
11/25	vs. Washington					
11/26	vs. TCU/UNLV					
11/30	at Eastern Kentucky					
12/03	at Missouri					
12/11	at Indiana State					
12/14	at Saint Mary's					
12/17	at Detroit					
12/21	OHIO					
12/28	AUSTIN PEAY					
12/31	at Florida Atlantic					
01/02	at FIU					
01/05	CHARLOTTE					
01/07	OLD DOMINION					
01/12	at UAB					
01/14	at Middle Tennessee					
01/21	at Marshall					
01/26	UTEP					
01/28	UTSA					
02/02	at LA Tech					
02/04	at Southern Miss					
02/11	MARSHALL					
02/16	MIDDLE TENNESSEE					
02/19	UAB					
02/23	at Charlotte					
02/25	at Old Dominion					
03/02	NORTH TEXAS					
03/04	RICE					

2016-17 GAME-BY-GAME STARTING LINEUPS

DATE	OPPONENT	G	G	G/F	F	F	RECORD*
11/12	ALABAMA STATE	Lomomba	Thomas	Q. Johnson	J. Johnson	Lawson	1-0
11/16	JACKSONVILLE STATE						
11/19	at Belmont						
11/22	NORTH CAROLINA A&T						
11/25	vs. Washington						
11/26	vs. TCU/UNLV						
11/30	at Eastern Kentucky						
12/03	at Missouri						
12/11	at Indiana State						
12/14	at Saint Mary's						
12/17	at Detroit						
12/21	OHIO						
12/28	AUSTIN PEAY						
12/31	at Florida Atlantic						
01/02	at FIU						
01/05	CHARLOTTE						
01/07	OLD DOMINION						
01/12	at UAB						
01/14	at Middle Tennessee						
01/21	at Marshall						
01/26	UTEP						
01/28	UTSA						
02/02	at LA Tech						
02/04	at Southern Miss						
02/11	MARSHALL						
02/16	MIDDLE TENNESSEE						
02/19	UAB						
02/23	at Charlotte						
02/25	at Old Dominion						
03/02	NORTH TEXAS						
03/04	RICE						

(*) running count of WKU's record with listed lineup

2016-17 GAME-BY-GAME COMPARISON

DATE	OPPONENT	FGM-A/%	3FG-A/%	FTM-A/%	OR-DR-TOT	PF	AST	TO	BK	STL	PTS
11/12	WKU	23-51/.451	9-18/.500	24-32/.750	8-36-44	13	10	18	4	3	79
	ALABAMA STATE	26-74/.351	9-29/.310	5-6/.833	12-27-39	27	12	13	2	7	66
11/16	WKU										
	JACKSONVILLE STATE										
11/19	WKU										
	at Belmont										
11/22	WKU										
	NORTH CAROLINA A&T										
11/25	WKU										
	vs. Washington										
11/26	WKU										
	vs. TCU/UNLV										
11/30	WKU										
	at Eastern Kentucky										
12/03	WKU										
	at Missouri										
12/11	WKU										
	at Indiana State										
12/14	WKU										
	at Saint Mary's										
12/17	WKU										
	at Detroit Mercy										
12/21	WKU										
	OHIO										
12/28	WKU										
	AUSTIN PEAY										
12/31	WKU										
	at Florida Atlantic										
01/02	WKU										
	at FIU										
01/05	WKU										
	CHARLOTTE										
01/07	WKU										
	OLD DOMINION										
01/12	WKU										
	at UAB										
01/14	WKU										
	at Middle Tennessee										
01/21	WKU										
	at Marshall										
01/26	WKU										
	UTEP										
01/28	WKU										
	UTSA										
02/02	WKU										
	at LA Tech										
02/04	WKU										
	at Southern Miss										
02/11	WKU										
	MARSHALL										
02/16	WKU										
	MIDDLE TENNESSEE										
02/19	WKU										
	UAB										
02/23	WKU										
	at Charlotte										
02/25	WKU										
	at Old Dominion										
03/02	WKU										
	NORTH TEXAS										
03/04	WKU										
	RICE										

2016-17 SPECIALTY STATS (LISTED: WKU-OPPONENT)

DATE	OPPONENT	IN PAINT	OFF TO	SECOND CHANCE	FAST BREAK	BENCH	LARGEST LEAD	LARGEST DEFICIT	LEAD CHANGES	TIES
11/12	ALABAMA STATE	24-30	14-21	9-18	4-11	22-16	24	None	0	0
11/16	JACKSONVILLE STATE									
11/19	at Belmont									
11/22	NORTH CAROLINA A&T									
11/25	vs. Washington									
11/26	vs. TCU/UNLV									
11/30	at Eastern Kentucky									
12/03	at Missouri									
12/11	at Indiana State									
12/14	at Saint Mary's									
12/17	at Detroit Mercy									
12/21	OHIO									
12/28	AUSTIN PEAY									
12/31	at Florida Atlantic									
01/02	at FIU									
01/05	CHARLOTTE									
01/07	OLD DOMINION									
01/12	at UAB									
01/14	at Middle Tennessee									
01/21	at Marshall									
01/26	UTEP									
01/28	UTSA									
02/02	at LA Tech									
02/04	at Southern Miss									
02/11	MARSHALL									
02/16	MIDDLE TENNESSEE									
02/19	UAB									
02/23	at Charlotte									
02/25	at Old Dominion									
03/02	NORTH TEXAS									
03/04	RICE									

GAME 1

Nov. 12, 2016
WKU 79
ASU 66



Official Basketball Box Score - Game Totals - Final Statistics
Alabama State vs WKU
11/12/16 7 p.m. at Bowling Green, Ky. (E.A. Diddle Arena)

**Alabama State 66 • 0-1**

#	Player	Total		3-Ptr		Rebounds		PF	TP	A	TO	Blk	Stl	Min
		FG-FGA	FT-FTA	FG-FGA	FT-FTA	Off	Def							
14	ARMSTRONG, Tony	3-9	0-0	0-0	2-6	8	3	6	0	1	1	1	1	29
00	WARNOCK, Amir	2-5	0-0	0-0	1-4	5	2	4	0	1	0	0	0	18
01	SIMEON, Rodney	8-15	7-11	2-3	0-1	1	4	25	1	2	0	0	0	25
03	THOMAS, Torloft	2-8	0-3	0-0	0-2	2	3	4	4	2	0	0	0	24
30	LEFLORE, Terrance	5-14	1-6	0-0	2-0	2	2	11	4	1	0	4	3	31
02	BUTLER, Corvon	4-10	0-1	3-3	3-4	7	3	11	1	0	0	1	1	18
11	ROGERS, Austin	0-2	0-1	0-0	0-0	0	2	0	0	0	0	0	0	12
12	GEE, Reginald	1-3	1-3	0-0	0-1	1	1	3	0	0	0	0	0	9
20	HOLLAWAY, Glenn	0-0	0-0	0-0	0-0	0	0	0	0	0	0	0	0	3
25	TYSON, Mikel	1-2	0-0	0-0	0-1	1	2	2	1	1	0	0	0	5
31	CLEVELAND, Artis	0-0	0-0	0-0	2-0	2	2	0	1	2	1	0	0	7
52	ROGERS, Steve	0-6	0-4	0-0	0-3	3	3	0	0	2	0	1	1	19
Team					2-5	7			1					
Totals		26-74	9-29	5-6	12-27	39	27	66	12	13	2	7	200	
FG % 1st Half: 7-34 20.6% 2nd half: 19-40 47.5% Game: 26-74 35.1% Deadball														
3FG % 1st Half: 2-16 12.5% 2nd half: 7-13 53.8% Game: 9-29 31.0% Rebounds														
FT % 1st Half: 1-1 100.0 2nd half: 4-5 80.0% Game: 5-6 83.3% 1														

WKU 79 • 1-0

#	Player	Total		3-Ptr		Rebounds		PF	TP	A	TO	Blk	Stl	Min
		FG-FGA	FT-FTA	FG-FGA	FT-FTA	Off	Def							
14	LAWSON, Ben	3-5	0-0	2-4	2-4	6	0	8	0	1	1	0	0	21
23	JOHNSON, Justin	3-8	0-2	3-6	0-7	7	1	9	0	3	1	1	1	28
05	LOMOMBA, Junior	1-5	1-1	6-6	0-6	6	0	9	3	3	0	0	0	28
12	THOMAS, Pancake	3-11	1-3	8-8	0-2	2	0	15	4	2	0	0	0	34
32	JOHNSON, Que	5-9	3-6	3-5	0-9	9	3	16	1	3	1	2	3	30
01	HOWARD, Tobias	2-4	2-3	0-0	1-2	3	0	6	2	1	0	0	0	14
03	PARRIS, Damari	0-1	0-0	2-2	1-0	1	1	2	0	1	0	0	0	12
15	MILLER, Tyler	0-0	0-0	0-0	0-0	0	0	0	0	0	0	0	0	1
42	WATERS, Anton	4-5	0-0	0-1	3-5	8	4	8	0	2	1	0	0	19
43	LEAHY, Marty	2-3	2-3	0-0	0-0	0	4	6	0	1	0	0	0	13
Team					1-1	2			1					
Totals		23-51	9-18	24-32	8-36	44	13	79	10	18	4	3	200	
FG % 1st Half: 12-30 40.0% 2nd half: 11-21 52.4% Game: 23-51 45.1% Deadball														
3FG % 1st Half: 4-10 40.0% 2nd half: 5-8 62.5% Game: 9-18 50.0% Rebounds														
FT % 1st Half: 6-10 60.0% 2nd half: 18-22 81.8% Game: 24-32 75.0% 1														

Officials: Tyler Kumpf, Antinio Petty, Mike Stuart
Technical fouls: Alabama State-None. WKU-None.
Attendance: 4149

Score by periods	1st	2nd	Total
Alabama State	17	49	66
WKU	34	45	79

Points	In	Off	2nd	Fast
ALST	30	21	18	11
WKU	24	14	9	4

Last FG - ALST 2nd-00:51, WKU 2nd-00:40.
Largest lead - ALST None, WKU by 24 2nd-04:41.
ALST led for 00:00. WKU led for 39:27. Game was tied for 00:33.

Score tied - 0 times.
Lead changed - 0 times.

OVERALL SEASON STATISTICS

RECORD:	OVERALL	HOME	AWAY	NEUTRAL
ALL GAMES	1-0	1-0	0-0	0-0
CONFERENCE	0-0	0-0	0-0	0-0
NON-CONFERENCE	1-0	1-0	0-0	0-0

#	Player	gp-gs	min	avg	Total		3-Point		F-Throw		Rebounds								a	to	blk	stl	pts	avg
					fg-fga	fg%	3fg-fga	3fg%	ft-fa	ft%	off	def	tot	avg	pf	dq								
01	HOWARD, Tobias	1-0	14	14.0	2-4	.500	2-3	.667	0-0	.000	1	2	3	3.0	0	0	2	1	0	0	6	6.0		
03	PARRIS, Damari	1-0	12	12.0	0-1	.000	0-0	.000	2-2	1.000	1	0	1	1.0	1	0	0	1	0	0	2	2.0		
05	LOMOMBA, Junior	1-1	28	28.0	1-5	.200	1-1	1.000	6-6	1.000	0	6	6	6.0	0	0	3	3	0	0	9	9.0		
12	THOMAS, Pancake	1-1	34	34.0	3-11	.273	1-3	.333	8-8	1.000	0	2	2	2.0	0	0	4	2	0	0	15	15.0		
14	LAWSON, Ben	1-1	21	21.0	3-5	.600	0-0	.000	2-4	.500	2	4	6	6.0	0	0	0	1	1	0	8	8.0		
15	MILLER, Tyler	1-0	1	1.0	0-0	.000	0-0	.000	0-0	.000	0	0	0	0.0	0	0	0	0	0	0	0	0.0		
23	JOHNSON, Justin	1-1	28	28.0	3-8	.375	0-2	.000	3-6	.500	0	7	7	7.0	1	0	0	3	1	1	9	9.0		
32	JOHNSON, Que	1-1	30	30.0	5-9	.556	3-6	.500	3-5	.600	0	9	9	9.0	3	0	1	3	1	2	16	16.0		
42	WATERS, Anton	1-0	19	19.0	4-5	.800	0-0	.000	0-1	.000	3	5	8	8.0	4	0	0	2	1	0	8	8.0		
43	LEAHY, Marty	1-0	13	13.0	2-3	.667	2-3	.667	0-0	.000	0	0	0	0.0	4	0	0	1	0	0	6	6.0		
	Team										1	1	2				1							
	Total.....	1	200		23-51	.451	9-18	.500	24-32	.750	8	36	44	44.0	13	0	10	18	4	3	79	79.0		
	Opponents.....	1	200		26-74	.351	9-29	.310	5-6	.833	12	27	39	39.0	27	-	12	13	2	7	66	66.0		

TEAM STATISTICS

	WKU	OPP
SCORING	79	66
Points per game	79.0	66.0
Scoring margin	+13.0	-
FIELD GOALS-ATT	23-51	26-74
Field goal pct	.451	.351
3 POINT FG-ATT	9-18	9-29
3-point FG pct	.500	.310
3-pt FG made per game	9.0	9.0
FREE THROWS-ATT	24-32	5-6
Free throw pct	.750	.833
F-Throws made per game	24.0	5.0
REBOUNDS	44	39
Rebounds per game	44.0	39.0
Rebounding margin	+5.0	-
ASSISTS	10	12
Assists per game	10.0	12.0
TURNOVERS	18	13
Turnovers per game	18.0	13.0
Turnover margin	-5.0	-
Assist/turnover ratio	0.6	0.9
STEALS	3	7
Steals per game	3.0	7.0
BLOCKS	4	2
Blocks per game	4.0	2.0
ATTENDANCE	4149	0
Home games-Avg/Game	1-4149	0-0
Neutral site-Avg/Game	-	0-0

Date	Opponent	Score	Att.
11/12/16	ALABAMA STATE	w 79-66	4149

* - Conference game

Score by Periods	1st	2nd	Totals
WKU	34	45	79
Opponents	17	49	66

WKU ATHLETIC COMMUNICATIONS / MEDIA RELATIONS

FOR IMMEDIATE RELEASE / November 15, 2016

Men's Basketball / Contact: Zach Greenwell, WKU Athletic Communications/Media Relations

HILLTOPPERS INK FIVE-STAR CENTER ROBINSON

BOWLING GREEN, Ky. – Adding to a nationally elite signing class, WKU men's basketball head coach Rick Stansbury announced Tuesday the signing of five-star prospect Mitchell Robinson (7-0, Center) to a national letter of intent in the 2017 recruiting class.

Robinson, out of Chalmette (La.) High School, is far and away the highest-ranked signee for the Hilltoppers since the beginning of the modern recruiting services.

The big man is a consensus five-star recruit across all outlets and is ranked as the No. 4 prospect nationally in the 2017 class by 247Sports and No. 6 by both Rivals and Scout.

Along with fellow signee guards Josh Anderson and Taveion Hollingsworth, the newest Hilltoppers give WKU its first top-25 signing class in the modern era. With the trio, the Hilltoppers' haul is currently ranked seventh by Rivals, 10th by Scout, and 12th by 247Sports.

247Sports rates Robinson as the top center prospect in the country and the No. 1 player out of Louisiana in the 2017 class.

Robinson is also the highest-ranked recruit ever signed by Stansbury, who produced five top-20 signing classes in a nine-year stretch during his 14-year tenure at the helm at Mississippi State.

"It's obvious Mitchell is one of the most talented big guys in the country," Stansbury said. "His best days all lie ahead of him. He has a lot more abilities than just running and jumping and blocking the ball. He has a skillset where he can step out and really shoot the basketball. We're excited to have him and his family be a part of our program."

Robinson heads to WKU with a reputation as a defensive force. He averaged 20.9 points, 13.6 rebounds, 8.1 blocks and 2.0 steals per game last season as a junior for Chalmette High School while shooting 69 percent from the floor.

Robinson also recorded eight triple doubles in 2015-16, racking up all-state and all-metro accolades on his way to leading the Owls to a 23-8 record and their second trip to the postseason since 2007.

Robinson was named to USA Today's Preseason All-USA team in October and was recently labeled the best shot blocker in the nation in the 2017 class by Scout.

The dominant post presence also made a name for himself on the Nike EYBL AAU circuit.

Robinson averaged 15.5 points, 11.6 rebounds and 4.1 blocks per game for Pro Skills last summer and was named second-team All-EYBL. At the Peach Jam championships, Robinson averaged 17.2 points, 7.8 rebounds and 4.6 blocks per outing. He averaged a 71.8 percent shooting clip from the floor across all EYBL games.

WKU MBB: Postgame Quotes / Video – WKU 74, Jacksonville State 67, Nov. 16, 2016

Please find below and attached postgame quotes and video from WKU's 74-67 victory over Jacksonville State at E.A. Diddle Arena.

The postgame quotes are attached as a PDF, while videos of head coach Rick Stansbury, senior forward Anton Waters and junior forward Justin Johnson are linked below.

Video: Head coach Rick Stansbury -- <https://youtu.be/ly3WW4GJaO0>

Video: Forwards Anton Waters, Justin Johnson -- <https://youtu.be/yJejj72y3tQ>

**WKU Basketball
Press Conference Quotes
November 16, 2016**

HC Rick Stansbury

Opening Statement....

"Let me say this first – give Jacksonville State a lot of credit. Coach (Ray) Harper does a terrific job with his team and we knew he would have them ready tonight. They're going to win a lot of games in the OVC, and I think they'll be one of those teams right off the top."

On Que Johnson bringing a lot of energy.....

"Listen, we don't have enough pieces and parts for any of those guys to take nights off. We need Que playing like that every night, and again that's two nights in a row. I thought we were better defensively, and we played hard. That's a good team, experienced team. No. 31 was a tough experienced player. We shot 40 percent shooting and held them to 41 percent. That's a good stat."

Forward Justin Johnson

On seeing Coach Harper tonight.....

"I mean, I have nothing but love and respect for him. He's a good guy who's recruited me out of high school since I was a sophomore. I talked to him after the game, and he told me he would do anything for me. We have a good relationship and always will."

On getting a double-double tonight Justin....

"I didn't even know I had a double-double until after a game. I thought I had six (rebounds), and Coach was going to chew me out at practice. I came in getting back in rhythm, and like Coach said finished around the basket. I've missed some easy ones that I shouldn't miss or have never missed. But you could tell we started getting a good chemistry out there."

Forward Anton Waters

On seeing Coach Harper tonight Anton....

"Yeah, it was nice seeing him. We didn't have too many words after the game. It was like the competitive nature in us. I knew he respected me, and I definitely respected him, and it was just like competition."

On Anton's bench play....

"Just to bring energy. That's been my role all my life, and it's just kind of my nature. When I got in I told myself to be me, and once I did that, I got my teammates going and we went on a run."



Official Basketball Box Score -- Game Totals -- Final Statistics
Jacksonville State vs WKU
11/16/16 8 p.m. at Bowling Green, Ky. (E.A. Diddle Arena)



Jacksonville State 67 • 1-2

##	Player		Total	3-Ptr	Rebounds			PF	TP	A	TO	Blk	Stl	Min
			FG-FGA	FG-FGA	FT-FTA	Off	Def	Tot						
31	CUNNINGHAM, Christian	f	4-5	0-0	1-2	3	5	8	3	9	2	1	1	29
12	GIGA, Norbertas	c	8-16	0-2	0-0	1	5	6	2	16	2	0	1	33
01	TUCKER, Greg	g	4-11	1-5	2-2	0	4	4	1	11	0	1	0	33
15	DURHAM, Erik	g	6-9	5-6	0-0	1	1	2	0	17	1	2	0	34
21	DRUMWRIGHT, Malcol	g	4-14	1-5	0-0	0	4	4	5	9	5	1	0	38
03	GREEN, Derrick		0-2	0-0	0-0	1	0	1	0	0	0	1	0	9
04	EDWARDS, Tyrik		0-0	0-0	0-0	0	0	0	0	0	1	0	0	1
10	JONES, Deshawn		0-1	0-0	0-0	0	0	0	1	0	0	0	0	5
11	CROSS, Jacara		0-2	0-0	2-2	1	0	1	1	2	0	0	0	7
33	STATAM, Andre		1-5	1-4	0-0	0	2	2	4	3	0	1	0	11
Team						4	2	6			1			
Totals			27-65	8-22	5-6	11	23	34	17	67	11	8	2	200

FG % 1st Half: 12-32 37.5% 2nd half: 15-33 45.5% Game: 27-65 41.5%
3FG % 1st Half: 4-10 40.0% 2nd half: 4-12 33.3% Game: 8-22 36.4%
FT % 1st Half: 2-2 100.0 2nd half: 3-4 75.0% Game: 5-6 83.3%

Deadball
Rebounds
0

WKU 74 • 2-0

##	Player		Total	3-Ptr	Rebounds			PF	TP	A	TO	Blk	Stl	Min
			FG-FGA	FG-FGA	FT-FTA	Off	Def	Tot						
14	LAWSON, Ben	f	3-7	0-0	2-3	1	4	5	1	8	0	0	2	26
23	JOHNSON, Justin	f	6-14	2-4	3-3	4	6	10	0	17	1	0	1	36
05	LOMOMBA, Junior	g	2-6	0-2	7-7	0	2	2	2	11	7	4	0	33
12	THOMAS, Pancake	g	5-10	4-7	0-0	0	0	0	2	14	2	2	0	36
32	JOHNSON, Que	g	6-11	2-4	0-0	1	6	7	2	14	1	2	0	37
01	HOWARD, Tobias		1-1	1-1	0-0	0	0	0	0	3	0	0	0	6
03	PARRIS, Damari		0-1	0-0	0-0	0	2	2	1	0	1	2	0	8
42	WATERS, Anton		3-4	0-0	1-3	2	6	8	2	7	0	1	0	17
43	LEAHY, Marty		0-0	0-0	0-0	0	0	0	0	0	0	0	0	1
Team						0	2	2						
Totals			26-54	9-18	13-16	8	28	36	10	74	12	11	3	200

FG % 1st Half: 13-32 40.6% 2nd half: 13-22 59.1% Game: 26-54 48.1%
3FG % 1st Half: 3-8 37.5% 2nd half: 6-10 60.0% Game: 9-18 50.0%
FT % 1st Half: 1-1 100.0 2nd half: 12-15 80.0% Game: 13-16 81.3%

Deadball
Rebounds
0

Officials: Tom Eades, Tommy Short, Roger Ayers
Technical fouls: Jacksonville State-None. WKU-None.
Attendance: 4226

Score by periods	1st	2nd	Total
Jacksonville State	30	37	67
WKU	30	44	74

	In	Off	2nd	Fast	
Points	Paint	T/O	Chance	Break	Bench
JSU	32	12	10	2	5
WKU	30	7	12	9	10

Last FG - JSU 2nd-00:09, WKU 2nd-01:28.
Largest lead - JSU by 11 1st-11:29, WKU by 12 2nd-04:40.
JSU led for 14:05. WKU led for 21:03. Game was tied for 04:52.

Score tied - 4 times.
Lead changed - 5 times.

HILLTOPPER

B A S K E T B A L L

WKU Hilltoppers vs. Jacksonville State Gamecocks

Postgame Notes

Nov. 16, 2016

E.A. Diddle Arena, Bowling Green, Ky.

FINAL SCORE: WKU 74, Jacksonville State 67

RECORDS AND NOTABLES

- WKU starts 2-0 for the first time since the 2010-11 season.
 - WKU leads the all-time series against Jacksonville State 3-0.
- Coach Rick Stansbury becomes the first Hilltopper coach to start his first season 2-0 since Murray Arnold in the 1986-87 campaign, and just the third since 1922, joining Arnold and E.A. Diddle.
- WKU is 51-15 (.773) at E.A. Diddle Arena over the last four-plus seasons after going 27-17 (.614) in the three seasons prior. The Hilltoppers are 575-162 all-time at Diddle Arena for a .780 winning percentage.
- The Hilltoppers have won 11 straight nonconference home games dating back to a loss to fourth-ranked Louisville on Dec. 20, 2014.
- **UP NEXT:** The Hilltoppers head to Nashville to face Belmont at 7 p.m. (CT) Saturday at Curb Event Center. The game will air on OVC Digital Network.

TEAM NOTES

- WKU used the starting lineup of Junior Lomomba, Pancake Thomas, Que Johnson, Justin Johnson and Ben Lawson - the same lineup as the season-opening victory over Alabama State.
- **KEY FIRST HALF RUN:** Down seven points, WKU went on a 16-5 run starting at the 6:52 mark in the first half to regain the Hilltopper lead, 28-24.
- **KEY SECOND HALF RUN:** WKU went on an 11-6 run to start the second half behind three 3-pointers by Pancake Thomas to push the Hilltoppers lead to 41-36.
 - WKU posted a 9-0 run over a two-minute span capped by a Justin Johnson 3-pointer at the 4:40 mark to preserve the victory.
- WKU shot 48.1 percent for the game (26-for-54), 50 percent from 3-point range (9-for-18) and 81.3 percent from the free throw line (13-for-16).

- WKU has made a 3-pointer in 908 straight games dating back to March 15, 1987.
- Largest lead of the game for the Hilltoppers was 12 points at the 4:40 minute mark of the second half.
- Attendance was 4,226, making the average attendance this year 4,188.
- WKU held the Gamecocks scoreless for over four minutes in the first half.
- WKU produced another scoring drought for the Gamecocks, this time in the second half for a three-minute period.
- The Hilltoppers shot 59.1 percent from the field in the second half.
- WKU shot exactly 9-for-18 from 3-point land in back-to-back games.

INDIVIDUAL NOTES

QUE JOHNSON

- Que Johnson posted 14 points, seven rebounds and one assist.
 - Johnson has now posted back-to-back double figures scoring to start off his Hilltopper career.

JUSTIN JOHNSON

- Justin Johnson led WKU with 17 points and 10 rebounds – his 11th double-double of this career.
 - Johnson hit two 3s after entering the game with one career make from deep.

PANCAKE THOMAS

- Pancake Thomas tallied 14 points, which were all in the second half.
 - Thomas scored WKU's first 11 points of the second half.

BEN LAWSON

- Ben Lawson blocked two shots in the contest, the 130th and 131st of his career, and had eight points and five rebounds.
 - Lawson produced two slam dunks in the game.

JUNIOR LOMOMBA

- Junior Lomomba racked up seven assists, which broke his previous career high of five at Providence.
 - Lomomba also scored 11 points and tallied two rebounds.

TOBIAS HOWARD

- Tobias Howard knocked down a 3-pointer to make it back-to-back games that the true freshman has hit one from downtown.

ANTON WATERS

- Anton Waters grabbed eight rebounds to tie his career high, which was set last game versus Alabama State, while adding eight points.
 - Waters' previous career high for rebounds was seven which he has done five times – most recently versus Louisiana Tech on March 5, 2016.

DAMARI PARRIS

- Damari Parris tallied two rebounds and an assist in his seven minutes of action.

WKU ATHLETIC COMMUNICATIONS / MEDIA RELATIONS

FOR IMMEDIATE RELEASE / November 18, 2016

Men's Basketball / Contact: Zach Greenwell, WKU Athletic Communications/Media Relations

WKU and Belmont game notes are attached.

Video: WKU head coach Rick Stansbury after Jacksonville State win — <https://youtu.be/ly3WW4GJaO0>

Video: WKU's Justin Johnson, Anton Waters after Jacksonville State win — <https://youtu.be/yJeji72y3tQ>

HILLTOPPERS HIT ROAD FOR TRIP TO BELMONT

BOWLING GREEN, Ky. — After starting the Rick Stansbury era with two home victories, WKU Hilltopper Basketball hits the road for the first time this season with a trip to Belmont at 7 p.m. CT Saturday at Curb Event Center in Nashville.

The Hilltoppers are coming off a 74-67 win over Jacksonville State on Wednesday at E.A. Diddle Arena. Justin Johnson tallied his 11th career double-double for WKU in the victory, while Pancake Thomas and Que Johnson each chipped in 14 points.

Belmont got a late start to its season with an 80-66 loss Tuesday at Vanderbilt. The Bruins (0-1) struggled mightily from 3-point range in the defeat after ranking fourth nationally in 3-point field goals per game last season. Forward Evan Bradds led Belmont with 19 points in the opening loss.

WKU is 4-4 all-time against the Bruins but has lost three straight, including a 90-85 loss last season in Nashville. The Hilltoppers haven't defeated Belmont in Nashville since the first meeting in 1953.

Stansbury is 1-0 all-time against the Bruins.

GAME 3

WKU (2-0) at Belmont (0-1)

November 19, 2016 | 7 p.m. (CT)

Nashville, Tenn. | Curb Event Center (5,000)

BROADCAST

Listen: Hilltopper IMG Sports Network (WKLX 100.7 FM flagship), TuneIn Radio (free) (Randy Lee, pxp | Hal Schmitt, analysis)

Watch: OVC Digital Network (free online)

Live Stats: Belmont Stats

QUICK SHOTS

- WKU has started 2-0 for the first time since the 2010-11 season. The Hilltoppers will try to improve to 3-0 for the first time since the 2007-08 season.
- Rick Stansbury is the first Hilltopper coach to start his first season 2-0 since Murray Arnold in the 1986-87 campaign, and just the third since 1922, joining Arnold and E.A. Diddle.
- WKU is 51-15 (.773) at E.A. Diddle Arena over the last four-plus seasons after going 27-17 (.614) in the three seasons prior. The Hilltoppers are 575-162 all-time at Diddle Arena for a .780 winning percentage.
- WKU has made 9 of 18 shots from long range in both of its first two games and is tied for sixth in the nation in 3-point field goal percentage at 50 percent.
- WKU is allowing 66.5 points per game and 38.1 percent shooting from the field through its first two games, which ranked second and third, respectively, in Conference USA as of Friday.
- Graduate senior Pancake Thomas has scored all of his 29 total points through two games this season in the second half.
- Pancake Thomas and graduate senior Junior Lomomba are a combined 21 of 21 from the free-throw line. Graduate senior Que Johnson is the only WKU guard who has missed a free throw.
- Junior Justin Johnson needs 318 points this season to become the 49th player in Hilltopper Basketball history to score 1,000 career points.
- Graduate senior Que Johnson needs 135 points to reach 1,000 for his career across his time at Washington State and WKU. Pancake Thomas needs 234 points to reach 1,000 for his career across his time at New Mexico, Hartford and WKU.

- Senior Ben Lawson ranks fifth in WKU history with 131 career blocked shots. His 66 blocks in 2015-16 were the seventh-most in a season in Hilltopper history. Lawson joins Jeremy Evans, Elgrace Wilborn and Chris Marcus as Hilltoppers with at least 50 blocks in multiple seasons.
- Head coach Rick Stansbury needs five more wins to reach 300 victories for his career.
- WKU has made at least one 3-pointer in 908 consecutive games, dating back to March 15, 1987. The 3-point shot was instituted prior to the 1986-87 season.
- The Hilltoppers have drawn at least 4,149 fans in each of their first two home games. They drew a larger crowd just three times all of last season.



@WKUBasketball /WKUBasketball

@wkubasketball WKUSports

WKUSports.com

WKU (2-0) AT BELMONT (0-1)

Saturday, Nov. 19 | 7 p.m. (CT) | Nashville, Tenn.
Curb Event Center (5,000)

LISTEN Hilltopper IMG Sports Network, TuneIn
• Randy Lee (ppx), Hal Schmitt (analysis)

WATCH OVC Digital Network (free online)

NOVEMBER (2-0)

1	Campbellsville (Ky.) (Exh.)	W, 87-79
5	Kentucky Wesleyan (Exh.)	W, 103-97 (2OT)
12	(1) Alabama State	W, 79-66
16	(1) Jacksonville State	W, 74-67
19	at Belmont	7 p.m.
22	North Carolina A&T	7 p.m.
25	(2) vs. Washington	7 p.m.
26	(2) vs. TCU/UNLV	TBD
30	at Eastern Kentucky	7 p.m.

DECEMBER (0-0)

3	at Missouri	2 p.m.
11	at Indiana State	3:30 p.m.
14	at Saint Mary's	9 p.m.
17	at Detroit Mercy	1 p.m.
21	Ohio	8 p.m.
28	Austin Peay	7 p.m.
31	at Florida Atlantic*	Noon

JANUARY (0-0)

2	at FIU*	6 p.m.
5	Charlotte*	7 p.m.
7	Old Dominion*	5 p.m.
12	at UAB*	7 p.m.
14	at Middle Tennessee*	7 p.m.
21	at Marshall*	5 p.m.
26	UTEP*	7 p.m.
28	UTSA*	3 p.m.

FEBRUARY (0-0)

2	at LA Tech*	7 p.m.
4	at Southern Miss*	4 p.m.
11	Marshall*	5 p.m.
16	Middle Tennessee*	8 p.m.
19	UAB*	1 p.m.
23	at Charlotte*	6 p.m.
25	at Old Dominion*	6 p.m.

MARCH (0-0)

2	North Texas*	7 p.m.
4	Rice*	7 p.m.
8-11	(3) vs. Conference USA Tournament	TBD
	(4) vs. NCAA Tournament	TBD

All times (CT) and subject to change

(*) Conference USA Game

(1) 2016 Global Sports Classic (campus sites)

(2) 2016 Global Sports Classic (Las Vegas, Nev.)

(3) Conference USA Tournament (BJCC, Birmingham, Ala.)

(4) Various Locations

HILLTOPPER

BASKETBALL

2016-17 GAME NOTES

MEDIA CONTACT: Zach Greenwell, Associate Director of Media Relations • zachary.greenwell@wku.edu • (270) 668-4716
SECONDARY CONTACT: Lance Dozier, Media Relations Assistant • lance.dozier962@topper.wku.edu • (507) 993-1898

THE TIP-OFF

After starting the Rick Stansbury era with two home victories, WKU Hilltopper Basketball hits the road for the first time this season with a trip to Belmont at 7 p.m. CT Saturday at Curb Event Center in Nashville. The Hilltoppers are coming off a 74-67 win over Jacksonville State on Wednesday at E.A. Diddle Arena. Justin Johnson tallied his 11th career double-double for WKU in the victory, while Pancake Thomas and Que Johnson each chipped in 14 points.

Belmont got a late start to its season with an 80-66 loss Tuesday at Vanderbilt. The Bruins (0-1) struggled mightily from 3-point range in the defeat after ranking fourth nationally in 3-point field goals per game last season. Forward Evan Bradds led Belmont with 19 points in the opening loss. WKU is 4-4 all-time against the Bruins but has lost three straight, including a 90-85 loss last season in Nashville. The Hilltoppers haven't defeated Belmont in Nashville since the first meeting in 1953. Stansbury is 1-0 all-time against the Bruins.

QUICK SHOTS

- WKU has started 2-0 for the first time since the 2010-11 season. The Hilltoppers will try to improve to 3-0 for the first time since the 2007-08 season.
- Rick Stansbury is the first Hilltopper coach to start his first season 2-0 since Murray Arnold in the 1986-87 campaign, and just the third since 1922, joining Arnold and E.A. Diddle.
- WKU is 51-15 (.773) at E.A. Diddle Arena over the last four-plus seasons after going 27-17 (.614) in the three seasons prior. The Hilltoppers are 575-162 all-time at Diddle Arena for a .780 winning percentage.
- WKU has made 9 of 18 shots from long range in both of its first two games and is tied for sixth in the nation in 3-point field goal percentage at 50 percent.
- WKU is allowing 66.5 points per game and 38.1 percent shooting from the field through its first two games, which ranked second and third, respectively, in Conference USA as of Friday.
- Graduate senior Pancake Thomas has scored all of his 29 total points through two games this season in the second half.
- Pancake Thomas and graduate senior Junior Lomomba are a combined 21 of 21 from the free-throw line. Graduate senior Que Johnson is the only WKU guard who has missed a free throw.
- Junior Justin Johnson needs 318 points this season to become the 49th player in Hilltopper Basketball history to score 1,000 career points.
- Graduate senior Que Johnson needs 135 points to reach 1,000 for his career across his time at Washington State and WKU. Pancake Thomas needs 234 points to reach 1,000 for his career across his time at New Mexico, Hartford and WKU.
- Senior Ben Lawson ranks fifth in WKU history with 131 career blocked shots. His 66 blocks in 2015-16 were the seventh-most in a season in Hilltopper history. Lawson joins Jeremy Evans, Elgrace Wilborn and Chris Marcus as Hilltoppers with at least 50 blocks in multiple seasons.
- Head coach Rick Stansbury needs five more wins to reach 300 victories for his career.
- WKU has made at least one 3-pointer in 908 consecutive games, dating back to March 15, 1987. The 3-point shot was instituted prior to the 1986-87 season.
- The Hilltoppers have drawn at least 4,149 fans in each of their first two home games. They drew a larger crowd just three times all of last season.

LAST GAME AGAINST BELMONT: NOVEMBER 18, 2015

The Hilltoppers led 35-27 after Nigel Snipes' jumper, but Nick Smith sank a 3-pointer and two free throws and Belmont outscored WKU 27-8 to close the first half for a 52-43 lead. Belmont had 21 assists on 29 field goals in its 90-85 home win. Chris Harrison-Docks scored 19 with four 3-pointers for WKU (1-1).

WKU HILLTOPPERS

Record	2-0 (0-0 C-USA)
Ranking	NR
NCAA RPI	N/A
Last Game	W, 74-67 vs. Jacksonville State
Head Coach	Rick Stansbury
Career Record	295-166 (15th season)
Record at School	2-0 (First season)
Leading Scorer	Q. Johnson (15.0 ppg)
Leading Rebounder	J. Johnson (8.5 rpg)
Leading Assists	J. Lomomba (5.0 apg)

BELMONT BRUINS

Record	0-1 (0-0 OVC)
Ranking	NR
NCAA RPI	N/A
Last Game	L, 80-66 at Vanderbilt
Head Coach	Rick Byrd
Career Record	731-380 (36th season)
Record at School	639-325 (31st season)
Leading Scorer	E. Bradds (19.0 ppg)
Leading Rebounder	E. Bradds (8.0 rpg)
Leading Assists	A. Luke (6.0 apg)

WORKING CREDENTIALS: To request credentials, please contact Zach Greenwell, Associate Director of Media Relations, or Lance Dozier, WKU Media Relations Assistant. All requests should be made as early as possible and should be limited to working press only. Space on the E.A. Diddle Arena press row is limited, and a media/photo work room is available on the ground level just off the arena floor for credentialed media members.

Credentials will be screened and issued on a priority basis, with national publications, daily newspapers, wire services, originating radio and television networks, television tape crews and student newspapers from WKU and the visiting school receiving top priority. Requests from weekly newspapers, internet publications and radio stations that cover WKU and the visiting team will be honored on a space-available basis. Requests for credentials will be reviewed on a case-by-case, year-by-year basis.

The Athletic Communications/Media Relations office has the final authority on whether any individuals from any organization will be issued media credentials. Space will also be made available to professional scouts. Complimentary tickets are not provided to media. Spouses, dates, equipment carriers and non-working members of the media are restricted from press row, sidelines and interview areas.

MEDIA WILL CALL: Credentials may be picked up on gameday at Media Will Call at Entrance 2 of E.A. Diddle Arena. Please be mindful that parking is done by a list and parking passes will not be issued, so please request parking at the same time.

PHOTOGRAPHERS: Credentials for photographers will be issued on the basis of circulation, with priority granted to agencies covering the participating schools on a regular basis. Credentials will not be issued to freelance photographers unless they are employed by a reputable publication or the media relations office of the participating schools. Per NCAA rule, images or likeness of current student-athletes may not be sold, distributed or used for commercial purposes.

RADIO COVERAGE: Radio broadcast permission must be obtained in advance, along with press row reservations, from Zach Greenwell. WKU maintains

courtesy phone lines for schools who can provide reciprocal arrangements for the Hilltopper IMG Sports Network. Other arrangements for installation of broadcast lines, including ISDN lines, should be made well in advance with Greenwell and WKU Telecommunications.

BASELINE AREAS: Access to the baselines is reserved for photographers/videographers. When on the baselines, media must remain outside the team bench areas. This includes during pregame activities. With rare exceptions, a seat on press row will not be issued to media members shooting from the baselines, since a media/photo work room is easily accessible.

RECRUITS: Per NCAA rule, media are not permitted to have contact with a prospect or family members of a prospect during their visit (official or unofficial) to campus, including prospects in attendance at practice or games. Contact includes in-person conversations, phone calls, text messages, emails, social media, etc. Media are also asked to make every effort to keep distance from prospects on campus, including at practice, during pre-game activities on the sidelines and in the stands.

GAMEDAY SERVICES: Members of the media covering the game will be provided with pregame notes for both teams, a media guide and a flipcard. Statistics will be handed out at each media timeout, and a running play-by-play will also be provided following the game. WKU offers live stats for media members through StatBroadcast. Approximately 15 minutes following the completion of the game, a final statistical book will be available. The first run of books will be given directly to the visiting SID to allow for easy departure.

POSTGAME INTERVIEWS: For home games, head coach Rick Stansbury and select players will hold a postgame news conference with the media in the Paul Just Media Center at E.A. Diddle Arena. WKU Athletic Communications/Media Relations representatives will be available to assist in postgame interviews. Interviews with the visiting team can be coordinated with the visiting SID, unless it is predetermined that the visiting team will also come to the media room.

WEEKLY PRESS CONFERENCE: Head coach Rick Stansbury holds a press conference for credentialed media during the week when the team schedule allows, usually on a weekly basis. Select players may also be available at the weekly press conference.

CURRENT WKU STREAKS	
All Games	W2
Last Loss: 03/11/16 vs. Old Dominion	
At E.A. Diddle Arena	W5
Last Loss: 02/18/16 vs. Old Dominion	
On the Road	L1
Last Win: 02/25/16 at Middle Tennessee	
Neutral Sites	L1
Last Win: 03/10/16 vs. UAB	
vs. Ranked Opponents	L2
Last Win: 01/10/15 vs. #25 Old Dominion	
Nonconference (Home)	W11
Last Loss: 12/20/14 vs. #4 Louisville	
Nonconference (Road/Neutral)	W2
Last Loss: 11/25/15 vs. Duquesne	
Conference USA	W2
Last Loss: 02/27/16 at UAB	
Conference USA (Home)	W3
Last Loss: 02/18/16 vs. Old Dominion	
Conference USA (Road)	L1
Last Win: 02/25/16 at Middle Tennessee	
Games Allowing 75 or Fewer Points	2
Last Miss: 03/11/16 vs. Old Dominion (89)	
Games with a 15-Point Scorer	9
Last Miss: 02/20/16 vs. Charlotte	
Games with an Even/Pos. Assist-to-TO Ratio	1
Last Miss: 11/12/16 vs. Alabama State	
Games with a 3-Point FG	908
Last Miss: 03/13/87 vs. West Virginia	
When Scoring 80+ Points	W3
Last Loss: 02/13/16 vs. Marshall (93, OT)	
When Scoring 90+ Points	W1
Last Loss: 02/13/16 vs. Marshall (93, OT)	
When Scoring 100+ Points	W4
Last Loss: 01/29/04 vs. La.-Lafayette (110-102)	

2016-17 C-USA STANDINGS

	---C-USA---		--Overall--	
	W-L	PCT	W-L	PCT
1. Charlotte	0-0	.000	3-0	1.000
Marshall	0-0	.000	2-0	1.000
Middle Tenn.	0-0	.000	2-0	1.000
Old Dominion	0-0	.000	2-0	1.000
WKU	0-0	.000	2-0	1.000
6. FIU	0-0	.000	1-1	.500
LA Tech	0-0	.000	1-1	.500
North Texas	0-0	.000	1-1	.500
Rice	0-0	.000	1-1	.500
Southern Miss	0-0	.000	1-1	.500
UAB	0-0	.000	1-1	.500
UTEP	0-0	.000	1-1	.500
13. Florida Atlantic	0-0	.000	0-3	.000
UTSA	0-0	.000	0-3	.000

2016-17 C-USA PRESEASON

ALL-CONFERENCE USA TEAM

Erik McCree, LA Tech (Senior, F)
 Jon Elmore, Marshall (Junior, G)
 Ryan Taylor, Marshall (Senior, F)
 Giddy Potts, Middle Tennessee (Junior, G)
 Reggie Upshaw Jr., Middle Tennessee (Senior, F)
 Jeremy Combs, North Texas (Junior, F)
 Marcus Evans, Rice (Sophomore, G)
 Chris Cokley, UAB (Junior, F)
 William Lee, UAB (Junior, F)
Justin Johnson, WKU (Junior, F)

COACHES POLL (first-place votes)

1. UAB (10)	5. ODU	9. Rice	13. USM
2. MT (4)	6. UTEP	10. North Texas	14. UTSA
3. WKU	7. LA Tech	11. FIU	
4. Marshall	8. Charlotte	12. Florida Atlantic	

WKU IN 2016-17 C-USA STATISTICS

CATEGORY	TEAM	PLAYERS
Scoring Offense	9th (76.5)	Q. Johnson (T-13th, 15.0)
Scoring Defense	2nd (66.5)	--
Scoring Margin	5th (+10.0)	--
Free Throw %	4th (.771)	Thomas (T-1st, 1.000)
Field Goal %	7th (.467)	Q. Johnson (T-11th, .550)
FG% Defense	3rd (.381)	--
3-Point FG %	1st (.500)	Thomas (T-9th, .500)
3-Pt. FG% Defense	6th (.333)	--
Reb. Offense	5th (40.0)	J. Johnson (4th, 8.5)
Reb. Defense	9th (36.5)	--
Reb. Margin	8th (+3.5)	--
Blocked Shots	T-8th (3.5)	Lawson (T-6th, 1.5)
Assists	T-9th (11.0)	Lomomba (T-4th, 5.0)
Steals	11th (3.5)	Q. Johnson (T-4th, 2.0)
TO Margin	11th (-4.0)	--
A/TO Ratio	9th (0.76)	Thomas (T-13th, 1.5)
Offensive Rebs.	13th (8.0)	Waters (T-11th, 2.5)
Defensive Rebs.	2nd (32.0)	Q. Johnson (T-1st, 7.5)
3-Point FG Made	3rd (9.0)	Thomas (T-7th, 2.5)
Minutes Played	--	Thomas (T-2nd, 35.0)

TEAM ROSTER

NO	NAME	POS	HT	WT	YR	EXP	HOMETOWN (PREVIOUS SCHOOL)
00	Jabari McGhee	F	6-7	205	r-So.	TR	Albany, Ga. (Univ. of Tennessee)
1	Tobias Howard	G	6-2	185	Fr.	HS	Lithonia, Ga. (DME Academy)
3	Damari Parris	G	6-0	160	Fr.	HS	Bowie, Md. (Evelyn Mack Academy)
5	Junior Lomomba	G	6-5	205	r-Sr.	TR	Montreal, Quebec (Providence)
12	Pancake Thomas	G	6-4	195	r-Sr.	FR	Baton Rouge, La. (Hartford)
14	Ben Lawson	F	7-1	235	Sr.	3L	Hitchin, England (Oaklands College)
15	Tyler Miller	G	6-4	185	Jr.	TR	Louisville, Ky. (Marshalltown Community College)
21	Marko Stajkovski	G	6-7	195	Fr.	HS	Novi Sad, Serbia (E-Gimnazija Novi Sad)
23	Justin Johnson	F	6-7	240	Jr.	2L	Hazard, Ky. (Perry County Central HS)
24	Willie Carmichael	F	6-8	210	r-So.	TR	Apopka, Fla. (Univ. of Tennessee)
32	Que Johnson	G	6-6	205	r-Sr.	TR	Pontiac, Mich. (Washington State)
42	Anton Waters	F	6-7	245	Sr.	1L	Baltimore, Md. (Gulf Coast State College)
43	Marty Leahy	G	6-5	210	Fr.	HS	Brisbane, Australia (Ipswich Grammar)
	Lamonte Bearden	G	6-3	160	Jr.	TR	Milwaukee, Wis. (University at Buffalo)

PRONUNCIATION GUIDE

NAME	PRONUNCIATION
Lamonte Bearden	luh-MAHN-tay
Marty Leahy	LAY
Junior Lomomba	luh-MOM-buh
Jabari McGhee	juh-BAR-ee
Damari Parris	duh-MAR-ee
Marko Stajkovski	sty-CAHV-ski
Shammond Williams	shuh-MOND
Quannas White	kuh-WAHN-us

COACHING AND SUPPORT STAFF

POSITION	NAME	ALMA MATER (YEAR)	YEAR IN ROLE
Head Coach	Rick Stansbury	Campbellsville (1981)	First Season
Assistant Coach	Chris Cheeks	VCU (1990)	First Season
Assistant Coach	Shammond Williams	North Carolina (1998)	First Season
Assistant Coach	Quannas White	Oklahoma (2003)	First Season
Director of Basketball Operations	Talvis Franklin	Mississippi State (2007)	First Season
Associate Director of Basketball Ops	Martin Cross	WKU (2015)	First Season
Video Coordinator	Mark Martin	Texas A&M (2012)	First Season
Academic Coordinator	William Monts	Clemson (2006)	First Season
Graduate Assistant Manager	Ben Hansbrough	Notre Dame (2011)	First Season
Strength and Conditioning Coach	Duane Hall	WKU (1996)	Third Season
Athletic Trainer	Mike Gaddie	Murray State (1992)	17th Season
Program Manager	Erien Watson	Mississippi State (2009)	First Season



Head Coach
Rick Stansbury



Assistant Coach
Chris Cheeks




Assistant Coach
Shammond Williams




Assistant Coach
Quannas White



Director of Ops
Talvis Franklin



Assoc. Dir. of Ops
Martin Cross



Video Coordinator
Mark Martin




Academic Coord.
William Monts



Grad. Ast. Manager
Ben Hansbrough



Strength Coach
Duane Hall



Athletic Trainer
Mike Gaddie



Program Manager
Erien Watson

THE LAST TIME OUT

(AP) Justin Johnson scored 17 points and grabbed 10 rebounds as WKU edged Jacksonville State 74-67 on Wednesday night. Johnson was 6 of 14 from the field including a pair of 3-pointers for the Hilltoppers (2-0). Pancake Thomas and Que Johnson added 14 points apiece and Junior Lomomba had 11 points and seven assists. The team averaged 48 percent shooting from the field and 81.3 percent from the line. Erik Durham led the Gamecocks (1-2) with 17 points. Norbertas Giga added 16 points and six rebounds.

NOTES ON THE PROGRAM

WKU PICKS UP THREE PIECES IN TOP-25 SIGNING CLASS

The Hilltoppers added three standout prospects during the early signing period, giving WKU a consensus top-15 signing class. WKU received national letters of intent from five-star center Mitchell Robinson, four-star guard Josh Anderson and three-star guard Taveion Hollingsworth. The newest Hilltoppers give WKU its first top-25 signing class in the modern era. With the trio, the Hilltoppers' haul is currently ranked seventh by Rivals, 10th by Scout, and 12th by 247Sports.

TOPS SIGN ELITE BIG MAN ROBINSON

WKU put the cherry on top of its early signing haul Tuesday with the signing of five-star prospect Mitchell Robinson (7-0, Center). Robinson, out of Chalmette (La.) High School, is far and away the highest-ranked signee for the Hilltoppers since the beginning of the modern recruiting services. The big man is a consensus five-star recruit across all outlets and is ranked as the No. 4 prospect nationally in the 2017 class by 247Sports and No. 6 by both Rivals and Scout. Robinson is also the highest-ranked recruit ever signed by Stansbury, who produced five top-20 signing classes in a nine-year stretch during his 14-year tenure at the helm at Mississippi State. Robinson heads to WKU with a reputation as a defensive force. He averaged 20.9 points, 13.6 rebounds, 8.1 blocks and 2.0 steals per game last season as a junior for Chalmette High School while shooting 69 percent from the floor.

HILLTOPPERS LAND FOUR-STAR GUARD ANDERSON

The Hilltoppers added to their 2017 recruiting haul Monday with the signing of four-star prospect Josh Anderson (6-4, Guard) to a national letter of intent in the 2017 recruiting class. Anderson, out of Madison Prep Academy in Baton Rouge, La., is a consensus four-star recruit across all outlets and is ranked as the No. 43 player nationally in the 2017 class by Rivals, No. 50 by Scout and No. 52 by 247Sports. Anderson helped Madison Prep to its third state championship in four years last season. He averaged 18.1 points, 5.8 assists and 4.6 rebounds per game as a junior as Madison Prep won its second straight title and appeared in its third straight state championship game.

WKU ADDS BLUEGRASS-BORN HOLLINGSWORTH

The Hilltoppers hauled in their first piece in the 2017 recruiting class in the early signing period with the addition of three-star prospect Taveion Hollingsworth (6-2, Guard) via national letter of intent. Hollingsworth, an in-state product out of Paul Laurence Dunbar High School in Lexington, is a consensus three-star recruit across all outlets and is a front-runner for Kentucky's 2017 Mr. Basketball award. A proven winner with Bluegrass roots, Hollingsworth was named the KHSAA Sweet 16 MVP last year while leading Dunbar to a 33-6 record and its first state title.

NEW-LOOK ROSTER

WKU's 2016-17 roster, which has nine newcomers, represents seven states – Florida, Georgia, Kentucky, Louisiana, Maryland, Michigan and Wisconsin – as well as four other countries – Australia, Canada, England and Serbia. With many new faces on the roster, WKU returns 31 percent of its scoring, 39 percent of its rebounding and 14 percent of its assists from the 2015-16 campaign.

POSTSEASON PLAY

WKU has advanced to the semifinals of its league tournament in 11 of the last 12 seasons, including a run to the 2016 Conference USA Tournament semifinals. The team is 21-5 with four championships in the last nine conference tournaments overall. WKU's 23 NCAA Tournament appearances are six more than the next closest Conference USA school (UTEP, 17), and one more than the eight league schools with the fewest appearances combined (LA Tech, 5; Marshall, 5; Rice, 4; North Texas, 3; Southern Miss, 3; FIU, 1; Florida Atlantic, 1; UTSA, 0).

PROGRAM PRESTIGE

Entering 2016-17, WKU ranks third in NCAA history in regular-season league titles (42), ninth in all-time winning percentage (.663) and is tied for 16th in all-time victories (1,737). WKU, Middle Tennessee and LA Tech are the only schools in Conference USA to win 20 or more games in at least three of the last four seasons. WKU's 43 20-win seasons are the seventh-most in NCAA history.

FRIENDLY CONFINES

WKU is 51-15 (.773) at E.A. Diddle Arena over the last four-plus seasons after going 27-17 (.614) in the three seasons prior. The Hilltoppers are 575-162 all-time at Diddle Arena for a .780 winning percentage.

CONFERENCE USA PRESEASON

Justin Johnson was named to the 2016-17 Conference USA Men's Basketball Preseason All-Conference Team, while WKU was picked to finish third in the league. Johnson, a 6-foot-7 junior forward from Hazard, Ky., is WKU's first preseason all-conference selection since George Fant and T.J. Price both made the list in the Hilltoppers' inaugural season in C-USA in 2014-15. Third is the highest the Hilltoppers have been picked to finish as a team since they joined C-USA, and it's their highest projection overall since being tabbed to win the Sun Belt Conference before the 2013-14 campaign.

NOTES ON THE HILLTOPPERS

JUNIOR LOMOMBA

Graduate senior Junior Lomomba continued to settle into his new role as a point guard with a career-high seven assists in WKU's victory over Jacksonville State. Lomomba's 29 points in the preseason win over Kentucky Wesleyan were the most by a Hilltopper in an exhibition since Juan Pattillo scored 31 against Campbellsville on Nov. 5, 2010.

ANTON WATERS

With depth sorely needed in the post, senior forward Anton Waters has stepped up for the Hilltoppers. Waters set a new career high with eight rebounds in the opening victory over Alabama State, then matched that effort on the boards against Jacksonville State. He's averaging 7.5 points and eight rebounds per outing.

JUSTIN JOHNSON

Junior forward Justin Johnson led WKU with 14.9 points per game and 7.9 rebounds per game in 2015-16, becoming the first Hilltopper to lead the team in both categories since Derrick Gordon in 2011-12. Johnson shot 60.2 percent from the field last season, ranking second in Conference USA and 20th in the nation. He also ranked 14th in C-USA in scoring and sixth in rebounding. Johnson's 507 points last season were the seventh-most by a sophomore in WKU history, and the 41st 500-point season overall by a Hilltopper. He needs 318 points to reach 1,000 for his career.

BEN LAWSON

Senior forward Ben Lawson ranks fifth in WKU history with 131 career blocked shots. His 66 blocks in 2015-16 were the seventh-most in a season in Hilltopper history. Lawson joins Jeremy Evans, Elgrace Wilborn and Chris Marcus as Hilltoppers with at least 50 blocks in multiple seasons.

GRADUATE TRANSFERS

On a team in need of backcourt help, graduate transfer guards Que Johnson (Washington State), Junior Lomomba (Providence) and Pancake Thomas (Hartford) will provide valuable experience this year. The trio had played in 281 combined games and scored a combined 1,954 points over their college careers, while Lomomba helped the Friars to the NCAA Tournament the last two seasons. Thomas reached the NCAA Tournament in his first two seasons at New Mexico before transferring to Hartford.

TENNESSEE TRANSFERS

WKU adds the services of two transfers from the University of Tennessee, forwards Willie Carmichael and Jabari McGhee. Carmichael, who played in all 32 UT games as a freshman in 2014-15 and averaged three points and 2.3 rebounds in 14.8 minutes per game, will be eligible to start the 2016-17 season. McGhee will be eligible midway through the season.

LAMONTE BEARDEN

Buffalo transfer guard Lamonte Bearden will sit out this season, but he also offers WKU postseason experience. Bearden was a starter on the Bulls' NCAA Tournament teams the last two seasons.

NOTES ON THE COACHING STAFF

STANSBURY BACK AT THE HELM

Among the 40-plus Division I men's basketball coaching hires over the offseason, Rick Stansbury ranked fifth with 293 career Division I wins. Among those new Division I hires across the country, Stansbury was also tied for fifth in NCAA Tournament appearances with six. Among the new Division I hires with 10-plus years of head coaching experience at the D-I level, Stansbury's .638 career winning percentage ranked third. His percentage of seasons with an NCAA Tournament bid (.429) also ranked third on that list.

HOME-COURT ADVANTAGE

Stansbury's teams have been outstanding on their own turf, boasting a winning percentage at home of better than 80 percent during his 14 seasons at the helm at Mississippi State.

TOURNAMENT TIME

In Stansbury's 30 previous seasons as a head coach or assistant coach, his teams have gone to the postseason 18 times, with top-five seeds in the NCAA Tournament six times. The Bulldogs reached the postseason 11 times in Stansbury's 14 seasons as a head coach at Mississippi State.

CHAMPIONSHIP MINDSET

During Stansbury's final 10 years leading Mississippi State, only Kentucky won more SEC championships than his eight, and over his entire 14-year run at the helm, only Kentucky and Florida won more games. His 293 career victories are the 10th-most in SEC history.

ACADEMIC SUCCESS

During Stansbury's time as a head coach at Mississippi State, only Vanderbilt had a higher graduation rate in the SEC, and the Bulldogs were third in the SEC with 41 academic honorees in 14 years.

FILLING THE STANDS

Of the top 30 games for attendance in MSU history, 26 came during Stansbury's run as head coach, including all of the top 10.

FAMILY TRADITION

Stansbury's connection to The Hill goes back well before his hiring as head coach to his great uncle, Edgar B. Stansbury, a 1994 WKU Athletics Hall of Famer as a three-sport athlete (baseball, basketball, football), football assistant coach under W.L. "Gander" Terry, and Director of Athletics in 1946 after serving his country in World War II. The concourse inside E.A. Diddle Arena is named in E.B. Stansbury's honor.

ASSISTANTS' WINNING PEDIGREE

WKU's three assistants – Chris Cheeks (VCU), Shammond Williams (North Carolina) and Quannas White (Oklahoma) – reached a combined four Final Fours and scored 3,286 career points between them at the Division I level as players.

NOTES ON THE SCHEDULE

CONFERENCE USA SLATE

Home games against six of the top seven finishers in C-USA last season highlight the conference slate. The Hilltoppers will play home-and-home series with four of the top five finishers in C-USA last season – UAB, Middle Tennessee, Old Dominion and Marshall. The 18-game conference slate also includes a home-and-home series with Charlotte and single games against the other eight teams in the league.

NONCONFERENCE SCHEDULE

WKU welcomes Austin Peay, Ohio, North Carolina A&T, Alabama State and Jacksonville State to E.A. Diddle Arena in nonconference contests as the program enters a new era under Rick Stansbury. The Hilltoppers will be well-tested on the road with trips to regional rivals Belmont, Eastern Kentucky and Indiana State, as well as Saint Mary's (Calif.), Detroit and SEC foe Missouri. They will also play two games in the Global Sports Classic in Las Vegas, starting against Washington on the day after Thanksgiving. The Hilltoppers will then square off with either UNLV or TCU.

NUMBERS OF NOTE

WINS AGAINST RANKED TEAMS SINCE 1985-86

WKU has notched 11 wins against ranked opponents since the 1985-86 season, with three at E.A. Diddle Arena, three on the road and five at neutral sites.

WKU's Wins Against Ranked Opponents since 1985-86

- 12/07/85: (W) 71-58 vs. #19 Auburn at E.A. Diddle Arena
- 01/16/86: (W) 75-72 (OT) at #12 UAB
- 01/25/86: (W) 81-75 vs. #18 UAB at E.A. Diddle Arena
- 02/16/93: (W) 78-77 at #22 Louisville
- 03/08/93: (W) 72-63 vs. #13 New Orleans in SBC Tourn. in Biloxi, Miss.
- 03/20/93: (W) 72-68 vs. #6 Seton Hall in NCAA Tourn. in Orlando, Fla.
- 11/15/01: (W) 64-52 at #4 Kentucky
- 03/21/08: (W) 101-99 (OT) vs. #14 Drake in NCAA Tourn. in Tampa, Fla.
- 11/30/08: (W) 68-54 vs. #3 Louisville in Nashville, Tenn.
- 12/11/09: (W) 76-69 vs. #24 Vanderbilt in Nashville, Tenn.
- 01/10/15: (W) 72-65 vs. #25 Old Dominion at E.A. Diddle Arena

TOP E.A. DIDDLE ARENA ATTENDANCES SINCE 2002-03

Since the 2002-03 season, after E.A. Diddle Arena underwent its renovation to its current capacity of 7,326, the Hilltoppers have played in front of 16 home crowds of at least 7,000 people. A standing room only crowd of 7,598 was on-hand on Dec. 20, 2014, to see WKU face No. 4 Louisville, which became the largest non-conference crowd since the renovation, and 7,119 were at E.A. Diddle Arena for Senior Night on Feb. 28, 2015.

Games of At Least 7,000 at E.A. Diddle Arena since Capacity Went to 7,326

1. 8,118 - 03/11/03 - W, 64-52 vs. Middle Tennessee - SBC Tournament
2. 7,718 - 02/21/08 - L, 69-64 vs. South Alabama
3. 7,598 - 12/20/14 - L, 76-67 vs. #4 Louisville
4. 7,523 - 12/30/13 - L, 79-74 vs. Ole Miss
5. 7,412 - 03/01/03 - W, 89-75 vs. Middle Tennessee
6. 7,336 - 11/26/05 - L, 69-65 vs. Georgia
7. 7,328 - 11/29/03 - L, 81-75 vs. Mississippi State
8. 7,326 - 01/26/06 - W, 94-81 vs. Louisiana-Lafayette
7,326 - 02/18/06 - W, 79-58 vs. Northern Arizona
7,326 - 02/25/06 - W, 80-65 vs. FIU
7,326 - 12/22/10 - L, 114-82 vs. #25 Louisville
7,326 - 02/25/12 - W, 73-67 vs. Middle Tennessee
7,326 - 03/02/13 - L, 70-62 vs. Middle Tennessee
14. 7,119 - 02/28/15 - W, 77-61 vs. FIU
15. 7,117 - 02/21/09 - W, 79-66 vs. FIU
16. 7,089 - 12/09/06 - L, 75-70 vs. Southern Illinois
17. 7,086 - 12/02/08 - W, 67-63 vs. Georgia

CONFERENCE STARTS OF AT LEAST 5-0

WKU has started at least 5-0 in conference play 12 times, including 2014-15, and just three times since 1970. WKU began the 2014-15 Conference USA season 7-0 before losing at LA Tech on Jan. 29, its best conference start since 1969-70.

Best Starts to Conference Play

1. 14-0 - 1969-70 Ohio Valley Conference*
- 14-0 - 1965-66 Ohio Valley Conference*
3. 11-0 - 1966-67 Ohio Valley Conference
4. 8-0 - 1949-50 Ohio Valley Conference*
- 8-0 - 1951-52 Ohio Valley Conference
6. 7-0 - 1956-57 Ohio Valley Conference
- 7-0 - 1960-61 Ohio Valley Conference
- 7-0 - 2014-15 Conference USA**
9. 6-0 - 1953-54 Ohio Valley Conference
10. 5-0 - 1952-53 Ohio Valley Conference
- 5-0 - 1979-80 Ohio Valley Conference
- 5-0 - 1992-93 Sun Belt Conference

(*) finished undefeated

MISCELLANEOUS STATS

10+ POINT GAMES

	2016-17	CAREER (WKU)
Que Johnson	2	2
Pancake Thomas	2	2
Justin Johnson	1	31
Junior Lomomba	1	1
Ben Lawson	0	10
Anton Waters	0	3

20+ POINT GAMES

Justin Johnson	0	7
----------------	---	---

10+ REBOUND GAMES

Justin Johnson	1	11
Ben Lawson	0	3

DOUBLE-DOUBLES

Justin Johnson	1	11
----------------	---	----

GAMES LED WKU IN SCORING

Justin Johnson	1	15
Que Johnson	1	1

GAMES LED WKU IN REBOUNDING

Justin Johnson	1	25
Que Johnson	1	1
Ben Lawson	0	6
Anton Waters	0	2

GAMES LED WKU IN ASSISTS

Pancake Thomas	1	1
Junior Lomomba	1	1
Justin Johnson	0	3
Ben Lawson	0	1

GAMES LED WKU IN BLOCKED SHOTS

Ben Lawson	2	51
Justin Johnson	1	13
Anton Waters	1	6
Que Johnson	1	1

GAMES LED WKU IN STEALS

Que Johnson	2	2
Justin Johnson	0	11
Ben Lawson	0	8
Anton Waters	0	1

WKU BY SITUATION

CATEGORY	2013-14	2014-15	2015-16	2016-17	ALL
All games	20-12	20-12	18-16	2-0	60-40
Conference games	12-6	12-6	8-10	0-0	32-22
Nonconference games	8-6	8-6	10-6	2-0	28-18
Home	13-4	13-3	12-4	2-0	40-11
Away	7-7	5-8	3-9	0-0	15-24
Neutral site	0-1	2-1	3-3	0-0	5-5
Televised games	16-10	17-10	13-14	1-0	47-34
vs. Ranked opponents	0-2	1-1	0-2	0-0	1-5
vs. Unranked opponents	20-10	19-11	18-14	2-0	59-35
Winning the tip	8-3	8-6	12-7	2-0	30-16
Losing the tip	12-9	12-6	6-9	0-0	30-24
Scoring first	12-4	10-8	15-10	1-0	38-22
Opponent scores first	8-8	10-4	3-6	1-0	22-18
Leading at halftime	15-2	14-2	14-5	1-0	44-9
Trailing at halftime	4-10	3-9	4-10	0-0	11-29
Tied at halftime	1-0	3-1	0-1	1-0	5-2
Leading with 5:00 to play	14-2	15-2	17-6	2-0	48-10
Trailing with 5:00 to play	6-10	2-10	1-10	0-0	9-30
Tied with 5:00 to play	0-0	3-0	0-0	0-0	3-0
In overtime	1-1	3-0	2-3	0-0	6-4
Games decided by ≤3 pts.	6-1	3-3	2-5	0-0	11-9
Games decided by 4-10 pts.	10-6	10-5	9-6	1-0	30-17
Games decided by 11+ pts.	4-5	7-4	7-5	1-0	19-14
Shooting 50% or higher	4-1	2-1	10-1	0-0	16-3
Shooting 40-49%	13-2	15-6	7-11	2-0	37-19
Shooting less than 40%	3-9	3-5	1-4	0-0	7-18
Opp. shooting 50% or higher	2-3	0-3	2-9	0-0	4-15
Opp. shooting 40-49%	12-7	10-7	9-6	1-0	32-20
Opp. shooting less than 40%	6-2	10-2	7-1	1-0	24-5
Make more 3FG than opp.	11-9	14-4	4-4	1-0	30-17
Make fewer 3FG than opp.	7-3	4-4	8-12	0-0	19-19
3FG made are even	2-0	2-4	6-0	1-0	11-4
Attempt more FT than opp.	14-3	14-2	13-11	2-0	64-22
Attempt fewer FT than opp.	6-8	4-9	5-5	0-0	23-36
FT attempts are even	0-1	2-1	0-0	0-0	4-5
More rebounds than opp.	16-6	14-5	16-11	2-0	43-22
Fewer rebounds than opp.	2-5	5-7	2-5	0-0	9-17
Rebounds are even	2-1	1-0	0-0	0-0	3-1
More assists than opp.	11-4	18-3	13-1	1-0	43-8
Fewer assists than opp.	7-6	2-9	3-14	1-0	13-29
Assists are even	2-2	0-0	2-1	0-0	4-3
Commit more TOs than opp.	7-9	6-9	14-12	2-0	29-30
Commit fewer TOs than opp.	12-2	11-3	3-2	0-0	26-7
Turnovers are even	1-1	3-0	1-2	0-0	5-3
Scoring 100+ points	1-0	1-0	0-0	0-0	2-0
Scoring 90-99 points	0-0	0-0	3-1	0-0	3-1
Scoring 80-89 points	2-1	6-2	7-2	0-0	15-5
Scoring 70-79 points	7-3	8-0	5-7	2-0	22-10
Scoring 60-69 points	7-4	4-6	2-4	0-0	13-14
Scoring fewer than 60 points	3-4	1-4	1-2	0-0	5-10
Allowing 100+ points	0-0	0-0	0-0	0-0	0-0
Allowing 90-99 points	0-0	0-1	1-5	0-0	1-6
Allowing 80-89 points	0-2	2-1	2-5	0-0	4-8
Allowing 70-79 points	6-8	3-6	8-3	0-0	17-17
Allowing 60-69 points	7-2	9-3	6-2	2-0	24-7
Allowing fewer than 60 pts.	7-0	6-1	1-1	0-0	14-2
Following a win	11-9	13-7	6-12	1-0	31-28
Following a loss	9-3	7-5	12-4	1-0	29-12
More bench points than opp.	14-10	10-3	15-12	2-0	41-25
Fewer bench pts. than opp.	6-2	10-9	3-4	0-0	19-15
Bench points are even	0-0	0-0	0-0	0-0	0-0
in November	4-2	2-3	3-3	2-0	11-8
in December	4-3	5-2	5-2	0-0	14-7
in January	6-2	8-1	3-6	0-0	17-9
in February	5-2	3-4	3-4	0-0	11-10
in March	1-3	2-2	4-1	0-0	7-6
on Monday	0-3	1-0	1-1	0-0	2-4
on Tuesday	0-2	0-2	3-0	0-0	3-4
on Wednesday	1-0	3-0	2-2	1-0	7-2
on Thursday	7-2	7-3	5-4	0-0	19-9
on Friday	0-0	0-0	0-1	0-0	0-1
on Saturday	12-5	8-6	6-7	1-0	27-18
on Sunday	0-0	1-1	1-1	0-0	2-2

THE LAST TIME IT HAPPENED

A WKU TEAM:

Was ranked	2007-08
Final Associated Press Poll (No. 22)	
Received votes in a national poll	11/13/09
Associated Press Preseason Top 25	
Played a ranked team	12/19/15
(L) 79-56 at #16 Louisville	
Beat a ranked team	01/10/15
(W) 72-65 vs. #25 Old Dominion	
Won 10+ straight	01/10/08 - 02/16/08 (11)
Won 15+ straight	01/03/02 - 03/05/02 (15)
Won 20+ straight	12/03/66 - 02/20/67 (21)
Lost 5+ straight	12/31/11 - 01/15/12 (5)
Scored 100 pts	12/29/14
(W) 104-62 vs. Alice Lloyd (Ky.) College	
Scored 100 pts on the road	02/22/01
(W) 100-60 at Arkansas State	
Scored 100 pts and lost	01/29/04
(L) 110-102 vs. Louisiana-Lafayette	
Allowed 100 pts	12/22/10
(L) 114-82 vs. #25 Louisville	
Allowed 100 pts at home	12/22/10
(L) 114-82 vs. #25 Louisville	
Allowed 100 pts and won	12/03/73
(W) 102-100 at Arkansas	
Scored fewer than 50 pts	11/12/13
(L) 66-49 at #16 Wichita State	
Allowed fewer than 50 pts	12/27/14
(W) 89-42 vs. Brescia (Ky.)	
Back-to-back 20-point wins	2010
11/12/10 • (W) 98-70 at Saint Joseph's	
11/15/10 • (W) 83-61 vs. Alabama A&M	
30-point win	12/28/13
(W) 103-65 vs. Brescia (Ky.)	
Back-to-back 30-point wins	2001
12/15/01 • (W) 103-40 vs. West Alabama	
12/19/01 • (W) 95-61 vs. Creighton	
40-point win	12/29/14
(W) 104-62 vs. Alice Lloyd (Ky.) College	
Back-to-back 40-point wins	2014
12/27/14 • (W) 89-42 vs. Brescia (Ky.)	
12/29/14 • (W) 104-62 vs. Alice Lloyd (Ky.) College	
50-point win	01/03/04
(W) 107-52 vs. Kentucky State	
60-point win	12/15/01
(W) 103-40 vs. West Alabama	
30-point loss	12/05/15
(L) 95-64 at #12/18 Xavier	
Played in OT game	03/05/16
(W) 96-90 (OT) vs. LA Tech	
Played in a 2OT game	01/18/14
(W) 82-77 (2OT) vs. Arkansas State	
Played in a 3OT game	01/19/84
(L) 76-74 (3OT) vs. Jacksonville	
Played in back-to-back OT games	2016
02/06/16 • (L) 93-89 (OT) at UTEP	
02/13/16 • (L) 96-93 (OT) vs. Marshall	
Won on "last second" shot	02/08/14
(W) 79-78 at UALR	
Trency Jackson hit a 28-footer with 0:00.0 left in regulation	
Lost on "last second" shot	03/21/09
(L) 83-81 in NCAA Tournament vs. #10 Gonzaga	
Demetri Goodson hit 6-footer at 0:00.9	
Had 5 players in double figures	03/10/16
(W) 88-77 vs. UAB	
Had 6 players in double figures	01/29/05
(W) 77-75 at New Mexico State	
Had 7 players in double figures	11/24/01
(W) 101-77 vs. Murray State	
Had 8 players in double figures	12/08/93
(W) 129-91 vs. North Florida	
Had 2 double-figure rebounders	02/06/16
Fredrick Edmond (14) and Justin Johnson (12) at UTEP	

Had two 20-point scorers	02/06/16
Fredrick Edmond (24) and Aaron Cosby (22) at UTEP	
Had three 20-point scorers	11/13/07
(W) 88-67 vs. Kentucky Wesleyan	
Had 10+ 3FGs	03/11/16
10-of-24 3FG vs. Old Dominion	
Held opponent under 35.0% shooting	11/24/15
30.7% (23-for-75) vs. Central Michigan	
Committed fewer than 10 TOs	03/11/16
4 vs. Old Dominion	
Committed fewer than 5 TOs	03/11/16
4 vs. Old Dominion	
Committed 25+ TOs	11/18/14
25 at Minnesota	
Forced 25+ TOs	11/10/12
26 at Southern Miss	
Shot 60% from the field	11/12/10
60.9% at St. Joseph's	
Shot 70% from the field	02/24/84
71.1% vs. UAB	
Shot 90% from FT line (min. 10)	01/23/16
93.3% (14-of-15) at Charlotte	

A WKU INDIVIDUAL:

Scored 25 pts	03/05/16
Aaron Cosby (34) vs. LA Tech	
Scored 30 pts	03/05/16
Aaron Cosby (34) vs. LA Tech	
Scored 40 pts	01/29/04
Anthony Winchester (40) vs. Louisiana-Lafayette	
Scored 50 pts	01/30/65
Clem Haskins (55) vs. Middle Tennessee	
Had 15 rebounds	11/14/15
Justin Johnson (15) vs. Campbellsville (Ky.)	
Had 20 rebounds	11/25/00
Chris Marcus (21) vs. Tennessee State	
Had 25 rebounds	03/07/72
Granville Bunton (27) at Morehead State	
Had 20 pts and 10 rebs	02/06/16
Fredrick Edmond (24 pts, 14 rebs) and Justin Johnson (15 pts, 12 rebs) at UTEP	
Had 10 assists	02/24/11
Jamal Crook (10) vs. FIU	
Had 5 blocks	01/09/16
Ben Lawson (5) vs. Florida Atlantic	
Had 5 steals	12/28/15
Marlon Hunter (6) vs. Brescia (Ky.)	
Had a double-double	11/16/16
Justin Johnson (17 pts, 10 rebs) vs. Jacksonville State	
Two players had a double-double	02/06/16
Fredrick Edmond (24 pts, 14 rebs) and Justin Johnson (15 pts, 12 rebs) at UTEP	
Had a triple-double	01/01/09
Orlando Mendez-Valdez (18 pts, 12 asts, 10 rebs) vs. Troy	

AN OPPOSING INDIVIDUAL:

Scored 30 pts	03/13/16
Trey Freeman, Old Dominion (42)	
Scored 40 pts	03/13/16
Trey Freeman, Old Dominion (42)	
Had 15 rebounds	11/21/15
Jameel Warney, Stony Brook (16)	
Had 20 rebounds	12/07/03
Cuthbert Victor, Murray State (20)	
Had 20 pts and 10 rebs	02/06/16
Lee Moore, UTEP (23 pts, 11 rebs)	
Had 10 assists	02/13/16
Jon Elmore, Marshall (10)	
Had a double-double	03/11/16
Brandan Stith, Old Dominion (14 pts, 13 rebs)	



HEAD COACH RICK STANSBURY

CAREER RECORD: 295-166 (15TH SEASON)

RECORD AT WKU: FIRST SEASON

With 295 career wins and 11 postseason trips as a head coach to his credit, Rick Stansbury is the 15th head men's basketball coach at Western Kentucky University.

Stansbury, a Battletown, Ky., native and Campbellsville University Class of 2003 Hall of Famer, came to The Hill following two years at 2015-16 Southeastern Conference regular season champion Texas A&M, which included a run to the 2016 NCAA Sweet 16. In his 30 seasons as a head coach or an assistant coach, Stansbury's teams have gone to the postseason 18 times, with Top 5 seeds in the NCAA Tournament in 2016 (3), 2004 (2), 2003 (5), 2002 (3), 1996 (5) and 1995 (5) and in the NIT in 2012 (4), 2010 (1), and 2007 (1).

The veteran head coach made his name over a 22-year run at Mississippi State, including the final 14 as head coach (1999-2012), where he compiled a career record of 293-166 (.638), led the Bulldogs to the postseason 11 times – with six NCAA appearances – and became Mississippi State's all-time wins leader in the process.

In his two seasons in College Station, working for head coach Billy Kennedy, Stansbury helped the Aggie coaching staff sign a consensus top-10 recruiting class, a class regarded as one of the best in school history, in 2015. This past season, with Stansbury serving as associate head coach, the Aggies set a school record for wins with 28 after a 21-12 campaign and third place SEC finish in his first season. Texas A&M's run to the Sweet 16 was the deepest the Aggies have advanced in the tournament in program history.

During Stansbury's final 10 years leading Mississippi State, only Kentucky won more SEC championships than his eight, and over his entire 14-year run at the helm, only Kentucky and Florida won more games. His 293 career victories are the 10th-most in SEC history. The Bulldogs won the SEC tournament in 2002 and 2009, the overall SEC championship in 2004 and dominated the league's Western Division during Stansbury's tenure, winning the side in 2003, 2004, 2007, 2008 and 2010.

His teams were also postseason regulars, appearing in the NCAA Tournament or NIT 11 of his 14 seasons as MSU's head coach including trips to the NCAA Tournament in four consecutive seasons (2002-2005) and consecutive appearances in 2008 and 2009 with NIT trips in 1999, 2001, 2007, 2010 and 2012. Including his time as an assistant, Mississippi State went to the postseason 15 times in 22 seasons.

Seven Bulldogs earned All-America honors, 23 were named All-SEC (11 first teamers), and he posted 20 or more wins in 10 seasons during his 14-year run as head coach. Prior to Stansbury taking over as head coach, MSU had just seven postseason tournament appearances and won at least 20 games just seven times in the school's previous 86 years of basketball competition.

Stansbury is, in every essence of the word, a winner.

THE STANSBURY FILE

PERSONAL

Born: Dec. 23, 1959

Hometown: Battletown, Ky.

Wife: Meo **Children:** Isaac, Noah, Luke

COACHING CAREER

1981-82: Campbellsville (student assistant)

1983-84: Cumberland (graduate assistant)

1985-90: Austin Peay (assistant coach)

1990-94: Mississippi State (assistant coach)

1994-98: Mississippi State (assoc. head coach)

1998-2012: Mississippi State (head coach)

2014-15: Texas A&M (assistant coach)

2015-16: Texas A&M (associate head coach)

2016-17: WKU (head coach)

Off the court, Stansbury's program graduated players at a rate never before seen at Mississippi State. Over his time as head coach, only Vanderbilt had a higher graduation rate in the SEC, and the Bulldogs were third in the SEC with 41 academic honorees in 14 years. Fans also came out in droves in Starkville to watch Stansbury's Bulldogs play. Of the Top 30 most attended games in MSU history, 26 came during Stansbury's run as head coach, including all of the Top 10. He was the only coach in MSU history to average more than 10,000 fans per game in SEC play (2003-04/10,209), and his Bulldogs played in front of an average of over 7,000 fans per night in six of his 14 seasons as head coach.

Stansbury also brings to The Hill a national reputation of success as evidenced by his 2004 SEC Associated Press Coach of the Year, finalist for National Coach of the Year, and District 17 NABC Coach of the Year awards. During the 2003-04 season, Stansbury's Bulldogs ranked as high as No. 4 in the AP poll and finished No. 8 that year, their third consecutive Top 25 finish in the final AP poll. As a recruiter, Stansbury is no stranger to sending players to the NBA ranks. Since 1996, Stansbury has nine lottery picks including the 5th overall pick in the 1999 Draft, Jonathan Bender (Toronto), the 10th overall pick in the 1996 Draft, Erick Dampier (Indiana), and Parade All-American and 2005's 40th overall pick, Monta Ellis (Golden State). Over a nine-year period in Starkville (2003-11), Stansbury signed five different top-20 recruiting classes. His 2005 class was rated the sixth-best nationally by Rivals.com while his final class in the spring of 2011 was No. 12 nationally by the outlet. The Class of 2015 at Texas A&M was rated No. 8 nationally by Rivals.com.

Before going to Starkville, Stansbury spent six seasons as an assistant at Austin Peay State University in Clarksville, Tenn. Working alongside the late Lake Kelly, APSU recorded three consecutive winning seasons including an Ohio Valley Conference tournament championship and NCAA Tournament second-round berth in 1986-87.

His 16-year career as an assistant prior to the MSU head coaching post began at his alma mater,

CAREER RECORD BY OPPONENT 2016-17 OPPONENTS IN BOLD>

TEAM	W-L	PCT
AKRON	0-2	.000
ALABAMA	16-14	.533
ALABAMA A&M	4-0	1.000
UAB	2-0	1.000
ALABAMA STATE	4-0	1.000
APPALACHIAN STATE	1-0	1.000
ARIZONA	2-1	.667
ARKANSAS	16-14	.533
ARKANSAS-LITTLE ROCK	3-0	1.000
ARKANSAS-PINE BLUFF	2-0	1.000
ARKANSAS STATE	2-0	1.000
AUBURN	16-12	.571
BAYLOR	0-1	.000
BELMONT	1-0	1.000
BETHUNE-COOKMAN	1-0	1.000
BIRMINGHAM-SOUTHERN	1-0	1.000
BRADLEY	1-0	1.000
BUTLER	0-1	.000
CALIFORNIA	0-1	.000
CENTENARY	4-0	1.000
CHARLOTTE	2-1	.667
CHATTANOOGA	1-0	1.000
CINCINNATI	0-2	.000
CLEMSON	0-2	.000
COLORADO STATE	0-1	.000
DEPAUL	1-0	1.000
DETROIT	2-0	1.000
DUKE	0-1	.000
EAST TENNESSEE STATE	0-1	.000
EASTERN KENTUCKY	2-0	1.000
FAIRFIELD	1-0	1.000
FAIRLEIGH DICKINSON	1-0	1.000
FLORIDA	8-9	.471
FLORIDA A&M	2-0	1.000
FLORIDA ATLANTIC	1-1	.500
FLORIDA STATE	1-1	.500
GEORGE MASON	1-1	.500
GEORGIA	9-9	.500
GEORGIA STATE	2-0	1.000
HAWAII	0-1	.000
HOLY CROSS	1-0	1.000
HOUSTON	2-0	1.000
IDAHO	1-0	1.000
ILLINOIS-CHICAGO	1-0	1.000
JACKSON STATE	2-0	1.000
JACKSONVILLE	1-0	1.000
JACKSONVILLE STATE	5-0	1.000
KENTUCKY	4-13	.235
LAFAYETTE	1-0	1.000
LIBERTY	1-0	1.000
LOUISIANA-LAFAYETTE	3-2	.600
LOUISIANA-MONROE	4-0	1.000
LSU	18-13	.581
LOUISIANA TECH	3-0	1.000
LOYOLA MARYMOUNT	2-0	1.000
MASSACHUSETTS	0-1	.000
MCNEESE STATE	5-0	1.000
MEMPHIS	0-1	.000
MIAMI (FLA.)	1-1	.500
MIAMI-OHIO	0-1	.000
MISSISSIPPI VALLEY STATE	3-0	1.000
MISSOURI	1-1	.500
MISSOURI-KANSAS CITY	1-0	1.000
MONMOUTH	1-0	1.000
MONTANA STATE	1-1	.500
MURRAY STATE	1-0	1.000
NEW ORLEANS	4-0	1.000
NICHOLLS STATE	5-0	1.000
NORTHWESTERN	1-0	1.000
NORTHWESTERN STATE	2-1	.667
NORTH ALABAMA	1-0	1.000
NORTH CAROLINA	0-1	.000
NORTH CAROLINA A&T	1-0	1.000
NORTH TEXAS	1-0	1.000
OKLAHOMA	1-0	1.000
OLE MISS	21-8	.724

CAREER RECORD BY OPPONENT 2016-17 OPPONENTS IN BOLD

TEAM	W-L	PCT
OLD DOMINION	1-0	1.000
OREGON	1-0	1.000
PITTSBURGH	1-0	1.000
RICHMOND	2-2	.500
RIDER	0-1	.000
RUTGERS	0-1	.000
SAINT MARY'S (CALIF.)	1-1	.500
SAM HOUSTON STATE	1-0	1.000
SAN DIEGO	2-1	.667
SANTA CLARA	2-0	1.000
SOUTH ALABAMA	7-1	.875
SOUTH CAROLINA	12-5	.706
SOUTH CAROLINA STATE	1-0	1.000
SOUTHEASTERN LOUISIANA	5-1	.833
SOUTHERN ILLINOIS	0-1	.000
SOUTHERN MISSISSIPPI	1-0	1.000
STANFORD	1-1	.500
ST. BONAVENTURE	2-0	1.000
SYRACUSE	0-1	.000
TENNESSEE	7-9	.438
TENNESSEE-MARTIN	4-0	1.000
TENNESSEE STATE	1-0	1.000
TEXAS	0-2	.000
TEXAS A&M	1-0	1.000
TEXAS A&M-CORPUS CHRISTI	2-0	1.000
TEXAS-PAN AMERICAN	1-0	1.000
TEXAS TECH	0-1	.000
TROY	3-0	1.000
TULANE	3-0	1.000
TULSA	0-1	.000
UC IRVINE	1-0	1.000
UCLA	1-0	1.000
UTAH STATE	1-0	1.000
VALPARAISO	0-1	.000
VANDERBILT	11-8	.579
VIRGINIA TECH	1-1	.500
WASHINGTON	0-1	.000
WASHINGTON STATE	0-2	.000
WEST VIRGINIA	1-1	.500
WESTERN KENTUCKY	3-1	.750
WINTHROP	0-1	.000
WRIGHT STATE	1-0	1.000
XAVIER	3-1	.750
TOTALS	295-166	.640

Campbellsville, during the 1981-82 season as he worked toward earning a double major in business and physical education. He then moved on to work for Randy Vernon at Cumberland in Williamsburg where he earned his master's in Business Education. In 1983-84, the team went 31-5 and earned a second-round appearance in the NAIA Tournament. In October 1999, Stansbury was honored by the Campbellsville Alumni Association as a proud recipient of the school's Distinguished Alumni Award.

Stansbury's connection to The Hill goes back well before his hiring as head coach to his great uncle, Edgar B. Stansbury, a 1994 WKU Athletics Hall of Famer as a three-sport athlete (baseball, basketball, football), football assistant coach under W.L. "Gander" Terry, and Director of Athletics in 1946 after serving his country in World War II. The concourse inside E.A. Diddle Arena is named in E.B. Stansbury's honor.

STANSBURY'S NBA DRAFT PICKS

Erick Dampier* - 1996 - 10th (Indiana Pacers)
Dontae' Jones* - 1996 - 21st (New York Knicks)
Tyrone Washington - 1999 - 44th (Rockets)
Mario Austin - 2003 - 36th (Chicago Bulls)
Derrick Zimmerman - 2003 - 40th (Golden State)
Lawrence Roberts - 2005 - 55th (SuperSonics)
Jarvis Varnado - 2010 - 41st (Miami Heat)
Arnett Moultrie - 2012 - 27th (Miami Heat)

* As Mississippi State assistant

Stansbury is married to the former Meo Mellen of Roanoke, Va. The couple has three sons, Isaac, Noah and Luke.



HEAD COACHING RECORD

1998-99: Mississippi State.....	20-13^
1999-00: Mississippi State.....	14-16
2000-01: Mississippi State.....	18-13^
2001-02: Mississippi State.....	27-8*#
2002-03: Mississippi State.....	21-10*%
2003-04: Mississippi State.....	26-4*%
2004-05: Mississippi State.....	23-11*
2005-06: Mississippi State.....	15-15
2006-07: Mississippi State.....	21-14^%
2007-08: Mississippi State.....	23-11*%
2008-09: Mississippi State.....	23-13*#
2009-10: Mississippi State.....	24-12^%
2010-11: Mississippi State.....	17-14
2011-12: Mississippi State.....	21-12^
2016-17: WKU.....	2-0

295-166 (.640)

(*) NCAA Tournament appearance

(^) NIT appearance

(#) SEC Tournament champions

(%) SEC Western Conference champions

STANSBURY'S COACHING ACCOLADES

CHAMPIONSHIPS

- **SEC WESTERN CONFERENCE CHAMPIONSHIPS** (2003, 2004, 2007, 2008, 2010)
- **SEC TOURNAMENT CHAMPIONS** (2002, 2009)
- **OVERALL SEC CHAMPION** (2004)

POSTSEASON EXPERIENCE AS HEAD COACH

- **NCAA** (2002, 2003, 2004, 2005, 2008, 2009)
- **NIT** (1999, 2001, 2007, 2010, 2012)

AS ASSISTANT

- **NCAA** (1987, 1991, 1995 - SWEET 16, 1996 - FINAL FOUR, 2016 - SWEET 16)
- **NIT** (1990, 1994)

AWARDS

- **SEC COACH OF THE YEAR** (2004)
- **DISTRICT 17 NABC COACH OF THE YEAR** (2004)



#1 TOBIAS HOWARD

FRESHMAN | GUARD | 6-2 | 185 | HS
LITHONIA, GA. (DME ACADEMY)

Opp.	GS	Min	FG	A	Pct	3FG	A	Pct	FT	A	Pct	O	D	T	PF	FO	A	TO	B	S	Pts
ALABAMA STATE		14	2	4	.500	2	3	.667	0	0	.000	1	2	3	0	0	2	1	0	0	6
JACKSONVILLE ST.		6	1	1	1.000	1	1	1.000	0	0	.000	0	0	0	0	0	0	0	0	0	3
at Belmont																					
NC A&T																					
vs. Washington																					
vs. TCU/UNLV																					
at Eastern Ky.																					
at Missouri																					
at Indiana State																					
at Saint Mary's																					
at Detroit																					
OHIO																					
AUSTIN PEAY																					
at Fla. Atlantic																					
at FIU																					
CHARLOTTE																					
OLD DOMINION																					
at UAB																					
at Middle Tenn.																					
at Marshall																					
UTEP																					
UTSA																					
at LA Tech																					
at Southern Miss																					
MARSHALL																					
MIDDLE TENN.																					
UAB																					
at Charlotte																					
at Old Dominion																					
NORTH TEXAS																					
RICE																					

SEASON/CAREER HIGHS AT WKU	
POINTS	
Season	6, vs. Alabama State, 11/12/16
Career	Same
REBOUNDS	
Season	3, vs. Alabama State, 11/12/16
Career	Same
FIELD GOALS	
Season	2, vs. Alabama State, 11/12/16
Career	Same
FIELD GOALS ATTEMPTED	
Season	4, vs. Alabama State, 11/12/16
Career	Same
THREE-POINT FIELD GOALS	
Season	2, vs. Alabama State, 11/12/16
Career	Same
THREE-POINT FIELD GOALS ATTEMPTED	
Season	3, vs. Alabama State, 11/12/16
Career	Same
FREE THROWS	
Season	0
Career	Same
FREE THROWS ATTEMPTED	
Season	0
Career	Same
ASSISTS	
Season	2, vs. Alabama State, 11/12/16
Career	Same
BLOCKED SHOTS	
Season	0
Career	Same
STEALS	
Season	0
Career	Same
MINUTES PLAYED	
Season	14, vs. Alabama State, 11/12/16
Career	Same
QUICK-HITTERS	
• Hit two 3-pointers in his college debut vs. Alabama State on Nov. 12, 2016	
• Played fifth prep year at DME Academy in Daytona Beach, Fla., during the 2015-16 season	
• Averaged 14.6 points, 4.9 rebounds and 2.8 assists per game for DME Academy, shooting 57.9 percent from 3-point range and 89.4 percent from the free-throw line	

CAREER STATISTICS																									
Year	GP	GS	Min	Avg	FG	FGA	Pct	3FG	FGA	Pct	FT	FTA	Pct	Off	Def	Tot	Avg	PF	FO	Ast	TO	Blk	Stl	Pts	Avg
2016-17	2	0	20	10.0	3	4	.750	3	4	.750	0	0	.000	1	2	3	1.5	0	0	2	1	0	0	9	4.5
TOTAL	2	0	20	10.0	3	4	.750	3	4	.750	0	0	.000	1	2	3	1.5	0	0	2	1	0	0	9	4.5



#3 DAMARI PARRIS

FRESHMAN | GUARD | 6-0 | 160 | HS
BOWIE, MD. (EVELYN MACK ACADEMY)

Opp.	GS	Min	FG	A	Pct	3FG	A	Pct	FT	A	Pct	O	D	T	PF	FO	A	TO	B	S	Pts
ALABAMA STATE		12	0	1	.000	0	0	.000	2	2	1.000	1	0	1	1	0	0	1	0	0	2
JACKSONVILLE ST.		8	0	1	.000	0	0	.000	0	0	.000	0	2	2	1	0	1	2	0	0	0
at Belmont																					
NC A&T																					
vs. Washington																					
vs. TCU/UNLV																					
at Eastern Ky.																					
at Missouri																					
at Indiana State																					
at Saint Mary's																					
at Detroit																					
OHIO																					
AUSTIN PEAY																					
at Fla. Atlantic																					
at FIU																					
CHARLOTTE																					
OLD DOMINION																					
at UAB																					
at Middle Tenn.																					
at Marshall																					
UTEP																					
UTSA																					
at LA Tech																					
at Southern Miss																					
MARSHALL																					
MIDDLE TENN.																					
UAB																					
at Charlotte																					
at Old Dominion																					
NORTH TEXAS																					
RICE																					

SEASON/CAREER HIGHS AT WKU

POINTS

Season	2, vs. Alabama State, 11/12/16
Career	Same

REBOUNDS

Season	2, vs. Jacksonville State, 11/16/16
Career	Same

FIELD GOALS

Season	0
Career	Same

FIELD GOALS ATTEMPTED

Season	1, 2x, last vs. Jacksonville State, 11/16/16
Career	Same

THREE-POINT FIELD GOALS

Season	0
Career	Same

THREE-POINT FIELD GOALS ATTEMPTED

Season	0
Career	Same

FREE THROWS

Season	2, vs. Alabama State, 11/12/16
Career	Same

FREE THROWS ATTEMPTED

Season	2, vs. Alabama State, 11/12/16
Career	Same

ASSISTS

Season	1, vs. Jacksonville State, 11/16/16
Career	Same

BLOCKED SHOTS

Season	0
Career	Same

STEALS

Season	0
Career	Same

MINUTES PLAYED

Season	12, vs. Alabama State, 11/12/16
Career	Same

QUICK-HITTERS

- Netted two free throws in his first college game vs. Alabama State on Nov. 12, 2016, for his first career points
- Averaged 25 points and six assists as a senior at Evelyn Mack Academy in Charlotte, N.C.
- Scored 38 points against Oak Hill Academy, 34 points against Hargrave Military Academy, 34 points against 22ft Academy and 26 points against Huntington Prep Academy

CAREER STATISTICS

Year	GP	GS	Min	Avg	FG	FGA	Pct	3FG	FGA	Pct	FT	FTA	Pct	Off	Def	Tot	Avg	PF	FO	Ast	TO	Blk	Stl	Pts	Avg
2016-17	2	0	20	10.0	0	2	.000	0	0	.000	2	2	1.000	1	2	3	1.5	2	0	1	3	0	0	2	1.0
TOTAL	2	0	20	10.0	0	2	.000	0	0	.000	2	2	1.000	1	2	3	1.5	2	0	1	3	0	0	2	1.0



#5 JUNIOR LOMOMBA

RS-SENIOR | GUARD | 6-5 | 205 | TR

MONTREAL, QUEBEC, CANADA (PROVIDENCE)

Opp.	GS	Min	FG	A	Pct	3FG	A	Pct	FT	A	Pct	O	D	T	PF	FO	A	TO	B	S	Pts
ALABAMA STATE	*	28	1	5	.200	1	1	1.000	6	6	1.000	0	6	6	0	0	3	3	0	0	9
JACKSONVILLE ST.	*	33	2	6	.333	0	2	.000	7	7	1.000	0	2	2	2	0	7	4	0	1	11
at Belmont																					
NC A&T																					
vs. Washington																					
vs. TCU/UNLV																					
at Eastern Ky.																					
at Missouri																					
at Indiana State																					
at Saint Mary's																					
at Detroit																					
OHIO																					
AUSTIN PEAY																					
at Fla. Atlantic																					
at FIU																					
CHARLOTTE																					
OLD DOMINION																					
at UAB																					
at Middle Tenn.																					
at Marshall																					
UTEP																					
UTSA																					
at LA Tech																					
at Southern Miss																					
MARSHALL																					
MIDDLE TENN.																					
UAB																					
at Charlotte																					
at Old Dominion																					
NORTH TEXAS																					
RICE																					

SEASON/CAREER HIGHS AT WKU

POINTS

Season	11, vs. Jacksonville State, 11/16/16
Career	Same

REBOUNDS

Season	6, vs. Alabama State, 11/12/16
Career	Same

FIELD GOALS

Season	2, vs. Jacksonville State, 11/16/16
Career	Same

FIELD GOALS ATTEMPTED

Season	6, vs. Jacksonville State, 11/16/16
Career	Same

THREE-POINT FIELD GOALS

Season	1, vs. Alabama State, 11/12/16
Career	Same

THREE-POINT FIELD GOALS ATTEMPTED

Season	2, vs. Jacksonville State, 11/16/16
Career	Same

FREE THROWS

Season	7, vs. Jacksonville State, 11/16/16
Career	Same

FREE THROWS ATTEMPTED

Season	7, vs. Jacksonville State, 11/16/16
Career	Same

ASSISTS

Season	7, vs. Jacksonville State, 11/16/16
Career	Same

BLOCKED SHOTS

Season	0
Career	Same

STEALS

Season	1, vs. Jacksonville State, 11/16/16
Career	Same

MINUTES PLAYED

Season	33, vs. Jacksonville State, 11/16/16
Career	Same

QUICK-HITTERS

- Set new career high with seven assists against Jacksonville State on Nov. 16, 2016
- Registered nine points, six rebounds and three assists in his Hilltopper debut vs. Alabama State on Nov. 12, 2016
- Reached NCAA Tournament last two seasons with Providence, starting 34 games in 2015-16
- Graduated in 2016 and is enrolled in graduate school at WKU studying intercollegiate athletic administration
- Won two state titles as a prep player at Madison (Wis.) Memorial High School
- Originally from Montreal, Quebec, Canada, and speaks French

CAREER STATISTICS

Year	GP	GS	Min	Avg	FG	FGA	Pct	3FG	FGA	Pct	FT	FTA	Pct	Off	Def	Tot	Avg	PF	FO	Ast	TO	Blk	Stl	Pts	Avg	
CLEVELAND STATE																										
2012-13	25	3	462	18.5	39	121	.322	12	33	.364	55	80	.688	23	35	58	2.3	43	1	31	40	1	20	145	5.8	
PROVIDENCE																										
2013-14	Sat out per NCAA transfer rules																									
2014-15	31	13	344	11.1	15	46	.326	2	11	.182	21	32	.656	11	26	37	1.2	27	0	13	13	1	8	53	1.7	
2015-16	35	34	855	24.4	63	156	.404	15	47	.319	43	64	.672	28	60	88	2.5	63	0	68	44	1	13	184	5.3	
WKU																										
2016-17	2	2	61	30.5	3	11	.273	1	3	.333	13	13	1.000	0	8	8	4.0	2	0	10	7	0	1	20	10.0	
TOTAL	93	52	1,722	18.5	120	334	.359	30	94	.319	132	189	.698	62	129	191	2.1	135	1	122	104	3	42	402	4.3	



#12 PANCAKE THOMAS

RS- SENIOR | GUARD | 6-4 | 195 | TR
BATON ROUGE, LA. (HARTFORD)

Opp.	GS	Min	FG	A	Pct	3FG	A	Pct	FT	A	Pct	O	D	T	PF	FO	A	TO	B	S	Pts
ALABAMA STATE	*	34	3	11	.273	1	3	.333	8	8	1.000	0	2	2	0	0	4	2	0	0	15
JACKSONVILLE ST.	•	36	5	10	.500	4	7	.571	0	0	.000	0	0	0	2	0	2	2	0	0	14
at Belmont																					
NC A&T																					
vs. Washington																					
vs. TCU/UNLV																					
at Eastern Ky.																					
at Missouri																					
at Indiana State																					
at Saint Mary's																					
at Detroit																					
OHIO																					
AUSTIN PEAY																					
at Fla. Atlantic																					
at FIU																					
CHARLOTTE																					
OLD DOMINION																					
at UAB																					
at Middle Tenn.																					
at Marshall																					
UTEP																					
UTSA																					
at LA Tech																					
at Southern Miss																					
MARSHALL																					
MIDDLE TENN.																					
UAB																					
at Charlotte																					
at Old Dominion																					
NORTH TEXAS																					
RICE																					

SEASON/CAREER HIGHS AT WKU

POINTS

Season 15, vs. Alabama State, 11/12/16
Career Same

REBOUNDS

Season 2, vs. Alabama State, 11/12/16
Career Same

FIELD GOALS

Season 5, vs. Jacksonville State, 11/16/16
Career Same

FIELD GOALS ATTEMPTED

Season 11, vs. Alabama State, 11/12/16
Career Same

THREE-POINT FIELD GOALS

Season 4, vs. Jacksonville State, 11/16/16
Career Same

THREE-POINT FIELD GOALS ATTEMPTED

Season 7, vs. Jacksonville State, 11/16/16
Career Same

FREE THROWS

Season 8, vs. Alabama State, 11/12/16
Career Same

FREE THROWS ATTEMPTED

Season 8, vs. Alabama State, 11/12/16
Career Same

ASSISTS

Season 4, vs. Alabama State, 11/12/16
Career Same

BLOCKED SHOTS

Season 0
Career Same

STEALS

Season 0
Career Same

MINUTES PLAYED


Season 36, vs. Jacksonville State, 11/16/16
Career Same

QUICK-HITTERS

- Scored 15 points with four assists in his Hilltopper debut vs. Alabama State on Nov. 12, 2016
- Graduated in 2016 and is enrolled in graduate school at WKU studying intercollegiate athletic administration
- Averaged 18.9 points, 6.4 rebounds, and 2.8 assists last season at Hartford
- Only player in the America East to finish in the league's top 10 in points, rebounds, assists and steals last season
- Reached NCAA Tournament in first two seasons at New Mexico
- Won Louisiana state title as senior at Scotlandville Magnet School in Baton Rouge, La.
- Real first name is "Cleveland" and was nicknamed "Pancake" as a child by his grandmother

CAREER STATISTICS

Year	GP	GS	Min	Avg	FG	FGA	Pct	3FG	FGA	Pct	FT	FTA	Pct	Off	Def	Tot	Avg	PF	FO	Ast	TO	Blk	Stl	Pts	Avg
NEW MEXICO																									
2012-13	34	2	217	6.4	12	31	.387	0	3	.000	14	18	.778	8	20	28	0.8	23	0	17	11	0	4	38	1.1
2013-14	33	10	513	15.5	39	115	.339	21	59	.356	34	39	.872	28	52	80	2.4	30	0	25	18	1	8	133	4.0
HARTFORD																									
2014-15	Sat out per NCAA transfer rules																								
2015-16	30	28	1,038	34.6	178	407	.437	81	190	.426	129	156	.827	30	163	193	6.4	72	0	84	53	6	36	566	18.9
WKU																									
2016-17	2	2	70	35.0	8	21	.381	5	10	.500	8	8	1.000	0	2	2	1.0	2	0	6	4	0	0	29	14.5
TOTAL	99	42	1,838	18.6	237	574	.413	107	262	.408	185	221	.837	66	237	303	3.1	127	0	132	86	7	48	766	7.7



#14 BEN LAWSON

SENIOR | FORWARD | 7-1 | 235 | 3L
HITCHIN, ENGLAND (OAKLANDS COLLEGE)

Opp.	GS	Min	FG	A	Pct	3FG	A	Pct	FT	A	Pct	O	D	T	PF	FO	A	TO	B	S	Pts
ALABAMA STATE	*	21	3	5	.600	0	0	.000	2	4	.500	2	4	6	0	0	0	1	1	0	8
JACKSONVILLE ST.	*	26	3	7	.429	0	0	.000	2	3	.667	1	4	5	1	0	0	0	2	1	8
at Belmont																					
NC A&T																					
vs. Washington																					
vs. TCU/UNLV																					
at Eastern Ky.																					
at Missouri																					
at Indiana State																					
at Saint Mary's																					
at Detroit																					
OHIO																					
AUSTIN PEAY																					
at Fla. Atlantic																					
at FIU																					
CHARLOTTE																					
OLD DOMINION																					
at UAB																					
at Middle Tenn.																					
at Marshall																					
UTEP																					
UTSA																					
at LA Tech																					
at Southern Miss																					
MARSHALL																					
MIDDLE TENN.																					
UAB																					
at Charlotte																					
at Old Dominion																					
NORTH TEXAS																					
RICE																					

SEASON/CAREER HIGHS AT WKU

POINTS

Season 8, 2x, last vs. Jacksonville State, 11/16/16
Career 14, vs. UAB, 01/28/16

REBOUNDS

Season 6, vs. Alabama State, 11/12/16
Career 12, 2x, last vs. Alabama A&M, 12/16/15

FIELD GOALS

Season 3, 2x, last vs. Jacksonville State, 11/16/16
Career 5, 2x, last vs. Camp. (Ky.), 11/14/15

FIELD GOALS ATTEMPTED

Season 7, vs. Jacksonville State, 11/16/16
Career 11, vs. Florida Atlantic, 01/09/16

THREE-POINT FIELD GOALS

Season 0
Career 1, at Marshall, 01/03/16

THREE-POINT FIELD GOALS ATTEMPTED

Season 0
Career 1, 3x, last at Marshall, 01/03/16

FREE THROWS

Season 2, 2x, last vs. Jacksonville State, 11/16/16
Career 6, vs. UAB, 01/28/16

FREE THROWS ATTEMPTED

Season 4, vs. Alabama State, 11/12/16
Career 7, vs. Florida Atlantic, 01/09/16

ASSISTS

Season 0
Career 3, 2x, last vs. Brescia (Ky.), 12/27/14

BLOCKED SHOTS

Season 2, vs. Jacksonville State, 11/16/16
Career 6, 2x, last vs. Brescia (Ky.), 12/28/15

STEALS

Season 1, vs. Jacksonville State, 11/16/16
Career 3, vs. Marshall, 03/11/15

MINUTES PLAYED

Season 26, vs. Jacksonville State, 11/16/16
Career 33, 2x, last vs. Florida Atlantic, 01/09/16

QUICK-HITTERS

- Blocked 66 shots in 2015-16, the seventh-most in a season in WKU history, and ranked fifth in Conference USA with 1.9 blocks per game
- One of four Hilltoppers – along with Jeremy Evans, Elgrace Wilborn and Chris Marcus – with at least 50 blocks in multiple seasons
- Has played for Great Britain's National Team three times in the FIBA European Championships, most recently in 2015 in the U20 championships

CAREER STATISTICS

Year	GP	GS	Min	Avg	FG	FGA	Pct	3FG	FGA	Pct	FT	FTA	Pct	Off	Def	Tot	Avg	PF	FO	Ast	TO	Blk	Stl	Pts	Avg
2013-14	12	2	95	7.9	8	17	.471	0	2	.000	8	12	.667	6	12	18	1.5	16	1	2	6	9	1	24	2.0
2014-15	32	8	602	18.8	49	84	.583	0	0	.000	25	51	.490	35	68	103	3.2	71	0	21	27	53	14	123	3.8
2015-16	34	11	547	16.1	57	96	.594	1	1	1.000	56	73	.767	37	75	112	3.3	91	6	13	37	66	11	171	5.0
2016-17	2	2	47	23.5	6	12	.500	0	0	.000	4	7	.571	3	8	11	5.5	1	0	0	1	3	1	16	8.0
TOTAL	80	23	1,196	15.0	120	209	.574	1	3	.333	93	143	.650	81	163	244	3.1	179	7	36	71	131	27	334	4.2



#15 TYLER MILLER

JUNIOR | GUARD | 6-4 | 185 | TR
LOUISVILLE, KY. (MARSHALLTOWN CC)

Opp.	GS	Min	FG	A	Pct	3FG	A	Pct	FT	A	Pct	O	D	T	PF	FO	A	TO	B	S	Pts
ALABAMA STATE	1		0	0	.000	0	0	.000	0	0	.000	0	0	0	0	0	0	0	0	0	0
JACKSONVILLE ST. DNP																					
at Belmont																					
NC A&T																					
vs. Washington																					
vs. TCU/UNLV																					
at Eastern Ky.																					
at Missouri																					
at Indiana State																					
at Saint Mary's																					
at Detroit																					
OHIO																					
AUSTIN PEAY																					
at Fla. Atlantic																					
at FIU																					
CHARLOTTE																					
OLD DOMINION																					
at UAB																					
at Middle Tenn.																					
at Marshall																					
UTEP																					
UTSA																					
at LA Tech																					
at Southern Miss																					
MARSHALL																					
MIDDLE TENN.																					
UAB																					
at Charlotte																					
at Old Dominion																					
NORTH TEXAS																					
RICE																					

SEASON/CAREER HIGHS AT WKU

POINTS

Season	0
Career	Same

REBOUNDS

Season	0
Career	Same

FIELD GOALS

Season	0
Career	Same

FIELD GOALS ATTEMPTED

Season	0
Career	Same

THREE-POINT FIELD GOALS

Season	0
Career	Same

THREE-POINT FIELD GOALS ATTEMPTED

Season	0
Career	Same

FREE THROWS

Season	0
Career	Same

FREE THROWS ATTEMPTED

Season	0
Career	Same

ASSISTS

Season	0
Career	Same

BLOCKED SHOTS

Season	0
Career	Same

STEALS

Season	0
Career	Same

MINUTES PLAYED

Season	1, vs. Alabama State, 11/12/16
Career	Same

QUICK-HITTERS

- Made Hilltopper debut on Nov. 12, 2016, against Alabama State
- Appeared in 59 games over two seasons at Marshalltown Community College, including 53 starts
- Averaged 8.5 points, 4.1 rebounds, 4.1 assists and 1.7 steals as a sophomore
- Named Defensive Player of the Year in his final prep season at 22ft Academy
- Previously played basketball, football and track at Louisville Male High School
- Mother played basketball at the University of Louisville.

CAREER STATISTICS

Year	GP	GS	Min	Avg	FG	FGA	Pct	3FG	FGA	Pct	FT	FTA	Pct	Off	Def	Tot	Avg	PF	FO	Ast	TO	Blk	Stl	Pts	Avg
MARSHALLTOWN COMMUNITY COLLEGE																									
2014-15	28	22	652	23.3	37	112	.330	1	9	.111	29	49	.592	18	45	63	2.3	50	1	49	36	14	27	104	3.7
2015-16	31	31	843	27.2	92	214	.430	8	31	.258	70	127	.551	32	95	127	4.1	62	0	126	76	6	54	262	8.5
WKU																									
2016-17	1	0	1	1.0	0	0	.000	0	0	.000	0	0	.000	0	0	0	0.0	0	0	0	0	0	0	0	0.0
WKU TOTAL	1	0	1	1.0	0	0	.000	0	0	.000	0	0	.000	0	0	0	0.0	0	0	0	0	0	0	0	0.0



#21 MARKO STAJKOVSKI
FRESHMAN | GUARD | 6-7 | 195 | HS
NOVI SAD, SERBIA (E-GIMNAZIJA NOVI SAD)

Opp.	GS	Min	FG	A	Pct	3FG	A	Pct	FT	A	Pct	O	D	T	PF	FO	A	TO	B	S	Pts
ALABAMA STATE	DNP																				
JACKSONVILLE ST.	DNP																				
at Belmont																					
NC A&T																					
vs. Washington																					
vs. TCU/UNLV																					
at Eastern Ky.																					
at Missouri																					
at Indiana State																					
at Saint Mary's																					
at Detroit																					
OHIO																					
AUSTIN PEAY																					
at Fla. Atlantic																					
at FIU																					
CHARLOTTE																					
OLD DOMINION																					
at UAB																					
at Middle Tenn.																					
at Marshall																					
UTEP																					
UTSA																					
at LA Tech																					
at Southern Miss																					
MARSHALL																					
MIDDLE TENN.																					
UAB																					
at Charlotte																					
at Old Dominion																					
NORTH TEXAS																					
RICE																					

SEASON/CAREER HIGHS AT WKU

POINTS	
Season	0
Career	0
REBOUNDS	
Season	0
Career	0
FIELD GOALS	
Season	0
Career	0
FIELD GOALS ATTEMPTED	
Season	0
Career	0
THREE-POINT FIELD GOALS	
Season	0
Career	0
THREE-POINT FIELD GOALS ATTEMPTED	
Season	0
Career	0
FREE THROWS	
Season	0
Career	0
FREE THROWS ATTEMPTED	
Season	0
Career	0
ASSISTS	
Season	0
Career	0
BLOCKED SHOTS	
Season	0
Career	0
STEALS	
Season	0
Career	0
MINUTES PLAYED	
Season	0
Career	0

QUICK-HITTERS

- Won Hungarian National Championship with Szolnoki Olaj while attending E-Gimnazija Novi Sad in Serbia
- Competed for Crvena Zvezda Junior Team in Belgrade, Serbia, winning the Euroleague Basketball International Junior Tournament

CAREER STATISTICS

Year	GP	GS	Min	Avg	FG	FGA	Pct	3FG	FGA	Pct	FT	FTA	Pct	Off	Def	Tot	Avg	PF	FO	Ast	TO	Blk	Stl	Pts	Avg
2016-17																									
TOTAL																									



#23 JUSTIN JOHNSON

JUNIOR | FORWARD | 6-7 | 240 | 2L
HAZARD, KY. (PERRY COUNTY CENTRAL HS)

Opp.	GS	Min	FG	A	Pct	3FG	A	Pct	FT	A	Pct	O	D	T	PF	FO	A	TO	B	S	Pts
ALABAMA STATE	*	28	3	8	.375	0	2	.000	3	6	.500	0	7	7	1	0	0	3	1	1	9
JACKSONVILLE ST.	*	36	6	14	.429	2	4	.500	3	3	1.000	4	6	10	0	0	1	0	1	0	17
at Belmont																					
NC A&T																					
vs. Washington																					
vs. TCU/UNLV																					
at Eastern Ky.																					
at Missouri																					
at Indiana State																					
at Saint Mary's																					
at Detroit																					
OHIO																					
AUSTIN PEAY																					
at Fla. Atlantic																					
at FIU																					
CHARLOTTE																					
OLD DOMINION																					
at UAB																					
at Middle Tenn.																					
at Marshall																					
UTEP																					
UTSA																					
at LA Tech																					
at Southern Miss																					
MARSHALL																					
MIDDLE TENN.																					
UAB																					
at Charlotte																					
at Old Dominion																					
NORTH TEXAS																					
RICE																					

SEASON/CAREER HIGHS AT WKU

POINTS

Season	17, vs. Jacksonville State, 11/16/16
Career	25, vs. FIU, 01/07/16

REBOUNDS

Season	10, vs. Jacksonville State, 11/16/16
Career	15, 2x, last vs. UAB, 03/10/16

FIELD GOALS

Season	6, vs. Jacksonville State, 11/16/16
Career	11, at Marshall, 01/03/16

FIELD GOALS ATTEMPTED

Season	14, vs. Jacksonville State, 11/16/16
Career	18, vs. Stony Brook, 11/21/15

THREE-POINT FIELD GOALS

Season	2, vs. Jacksonville State, 11/16/16
Career	Same

THREE-POINT FIELD GOALS ATTEMPTED

Season	4, vs. Jacksonville State, 11/16/16
Career	Same

FREE THROWS

Season	3, 2x, last vs. Jacksonville State, 11/16/16
Career	11, vs. FIU, 01/07/16

FREE THROWS ATTEMPTED

Season	6, vs. Alabama State, 11/12/16
Career	11, 2x, last vs. FIU, 01/07/16

ASSISTS

Season	1, vs. Jacksonville State, 11/16/16
Career	4, 3x, last vs. UAB, 03/10/16

BLOCKED SHOTS

Season	1, 2x, last vs. Jacksonville State, 11/16/16
Career	3, vs. Campbellsville (Ky.), 11/14/15

STEALS

Season	1, vs. Alabama State, 11/12/16
Career	2, 7x, last at UAB, 02/27/16

MINUTES PLAYED

Season	36, vs. Jacksonville State, 11/16/16
Career	38, vs. LA Tech, 03/05/16

QUICK-HITTERS

- Knocked down a career-high two 3-pointers vs. Jacksonville State on Nov. 12, 2016
- Named to Conference USA Preseason All-Conference Team
- Averaged 14.9 points and 7.9 rebounds per game, becoming the first Hilltopper to lead the team in both categories since Derrick Gordon in 2011-12
- Ranked second in C-USA and in the top 20 in the nation in field goal percentage at 60.2 percent
- His 507 points last season were the seventh-most ever by a Hilltopper sophomore
- Needs 344 points to reach 1,000 for his career

CAREER STATISTICS

Year	GP	GS	Min	Avg	FG	FGA	Pct	3FG	FGA	Pct	FT	FTA	Pct	Off	Def	Tot	Avg	PF	FO	Ast	TO	Blk	Stl	Pts	Avg
2014-15	31	1	482	15.5	60	119	.504	0	3	.000	29	67	.433	46	80	126	4.1	48	0	22	18	14	13	149	4.8
2015-16	34	26	984	28.9	197	327	.602	1	9	.111	112	166	.675	102	168	270	7.9	73	3	48	58	19	16	507	14.9
2016-17	2	2	64	32.0	9	22	.409	2	6	.333	6	9	.667	4	13	17	7.0	1	0	1	3	2	1	26	13.0
TOTAL	67	29	1,530	22.8	266	468	.568	3	18	.167	147	242	.607	152	261	413	6.2	122	3	71	79	35	30	682	10.2



#24 WILLIE CARMICHAEL

RS-SOPHOMORE | FORWARD | 6-8 | 210 | RS
APOPKA, FLA. (UNIV. OF TENNESSEE)

Opp.	GS	Min	FG	A	Pct	3FG	A	Pct	FT	A	Pct	O	D	T	PF	FO	A	TO	B	S	Pts
ALABAMA STATE	DNP																				
JACKSONVILLE ST.	DNP																				
at Belmont																					
NC A&T																					
vs. Washington																					
vs. TCU/UNLV																					
at Eastern Ky.																					
at Missouri																					
at Indiana State																					
at Saint Mary's																					
at Detroit																					
OHIO																					
AUSTIN PEAY																					
at Fla. Atlantic																					
at FIU																					
CHARLOTTE																					
OLD DOMINION																					
at UAB																					
at Middle Tenn.																					
at Marshall																					
UTEP																					
UTSA																					
at LA Tech																					
at Southern Miss																					
MARSHALL																					
MIDDLE TENN.																					
UAB																					
at Charlotte																					
at Old Dominion																					
NORTH TEXAS																					
RICE																					

SEASON/CAREER HIGHS AT WKU

POINTS	
Season	0
Career	0
REBOUNDS	
Season	0
Career	0
FIELD GOALS	
Season	0
Career	0
FIELD GOALS ATTEMPTED	
Season	0
Career	0
THREE-POINT FIELD GOALS	
Season	0
Career	0
THREE-POINT FIELD GOALS ATTEMPTED	
Season	0
Career	0
FREE THROWS	
Season	0
Career	0
FREE THROWS ATTEMPTED	
Season	0
Career	0
ASSISTS	
Season	0
Career	0
BLOCKED SHOTS	
Season	0
Career	0
STEALS	
Season	0
Career	0
MINUTES PLAYED	
Season	0
Career	0

QUICK-HITTERS

- Sat out last season at WKU after transferring from the University of Tennessee
- Appeared in all 32 games for Tennessee as a freshman with 19 starts, averaging 3.0 points and 2.3 rebounds per game
- Led the Volunteers in field goal percentage at 51.9 percent
- Named 7A State Player of the Year by the Orlando Sentinel as a senior at Wekiva (Fla.) High School

CAREER STATISTICS

Year	GP	GS	Min	Avg	FG	FGA	Pct	3FG	FGA	Pct	FT	FTA	Pct	Off	Def	Tot	Avg	PF	FO	Ast	TO	Blk	Stl	Pts	Avg
TENNESSEE																									
2014-15	32	19	475	14.8	40	77	.519	0	0	.000	15	24	.625	44	31	75	2.3	101	4	11	29	13	6	95	3.0
WKU																									
2015-16	Sat our per NCAA transfer rules																								
2016-17																									
TOTAL	32	19	475	14.8	40	77	.519	0	0	.000	15	24	.625	44	31	75	2.3	101	4	11	29	13	6	95	3.0



#32 QUE JOHNSON

RS-SENIOR | GUARD | 6-6 | 205 | TR
PONTIAC, MICH. (WASHINGTON STATE)

Opp.	GS	Min	FG	A	Pct	3FG	A	Pct	FT	A	Pct	O	D	T	PF	FO	A	TO	B	S	Pts
ALABAMA STATE	*	30	5	9	.556	3	6	.500	3	5	.600	0	9	9	3	0	1	3	1	2	16
JACKSONVILLE ST.	*	37	6	11	.545	2	4	.500	0	0	.000	1	6	7	2	0	1	2	0	2	14
at Belmont																					
NC A&T																					
vs. Washington																					
vs. TCU/UNLV																					
at Eastern Ky.																					
at Missouri																					
at Indiana State																					
at Saint Mary's																					
at Detroit																					
OHIO																					
AUSTIN PEAY																					
at Fla. Atlantic																					
at FIU																					
CHARLOTTE																					
OLD DOMINION																					
at UAB																					
at Middle Tenn.																					
at Marshall																					
UTEP																					
UTSA																					
at LA Tech																					
at Southern Miss																					
MARSHALL																					
MIDDLE TENN.																					
UAB																					
at Charlotte																					
at Old Dominion																					
NORTH TEXAS																					
RICE																					

SEASON/CAREER HIGHS AT WKU

POINTS

Season	16, vs. Alabama State, 11/12/16
Career	Same

REBOUNDS

Season	9, vs. Alabama State, 11/12/16
Career	Same

FIELD GOALS

Season	6, vs. Jacksonville State, 11/16/16
Career	Same

FIELD GOALS ATTEMPTED

Season	11, vs. Jacksonville State, 11/16/16
Career	Same

THREE-POINT FIELD GOALS

Season	3, vs. Alabama State, 11/12/16
Career	Same

THREE-POINT FIELD GOALS ATTEMPTED

Season	6, vs. Alabama State, 11/12/16
Career	Same

FREE THROWS

Season	3, vs. Alabama State, 11/12/16
Career	Same

FREE THROWS ATTEMPTED

Season	5, vs. Alabama State, 11/12/16
Career	Same

ASSISTS

Season	1, 2x, last vs. Jacksonville State, 11/16/16
Career	Same

BLOCKED SHOTS

Season	1, vs. Alabama State, 11/12/16
Career	Same

STEALS

Season	2, 2x, last vs. Jacksonville State, 11/16/16
Career	Same

MINUTES PLAYED

Season	37, vs. Jacksonville State, 11/16/16
Career	Same

QUICK-HITTERS

- Tallied a team-high 16 points and nine rebounds in his Hilltopper debut against Alabama State on Nov. 12, 2016
- Graduated in 2016 and is enrolled in graduate school at WKU studying intercollegiate athletic administration
- Appeared in 31 games for Washington State last season, with 25 starts and 11.3 points per game
- Led the Cougars and ranked 11th in the Pac-12 Conference with a 40.4 shooting percentage from 3-point range
- Ranked 13th in the Pac-12 at 75.9 percent from the free-throw line
- Ranks 16th on WSU's all-time list for 3-point field goals made with 121

CAREER STATISTICS

Year	GP	GS	Min	Avg	FG	FGA	Pct	3FG	FGA	Pct	FT	FTA	Pct	Off	Def	Tot	Avg	PF	FO	Ast	TO	Blk	Stl	Pts	Avg
WASHINGTON STATE																									
2012-13	Sat out as redshirt																								
2013-14	31	14	737	23.8	103	262	.393	51	145	.352	39	55	.709	17	57	74	2.4	55	0	20	30	2	14	296	9.5
2014-15	31	3	559	18.0	60	155	.387	28	77	.364	41	48	.854	15	56	71	2.3	55	1	32	33	4	10	189	6.1
2015-16	31	25	795	25.6	121	293	.413	42	104	.404	66	87	.759	16	61	77	2.5	76	3	36	42	6	16	350	11.3
WKU																									
2016-17	2	2	67	33.5	11	20	.550	5	10	.500	3	5	.600	1	15	16	8.0	5	0	2	5	1	4	30	15.0
TOTAL	95	44	2,158	22.7	294	730	.403	126	336	.375	149	195	.764	49	189	238	2.5	191	4	90	110	13	44	865	9.1



#42 ANTON WATERS

SENIOR | FORWARD | 6-7 | 245 | 1L

BALTIMORE, MD. (GULF COAST STATE COLLEGE)

Opp.	GS	Min	FG	A	Pct	3FG	A	Pct	FT	A	Pct	O	D	T	PF	FO	A	TO	B	S	Pts
ALABAMA STATE		19	4	5	.800	0	0	.000	0	1	.000	3	5	8	4	0	0	2	1	0	8
JACKSONVILLE ST.		17	3	4	.750	0	0	.000	1	3	.333	2	6	8	2	0	0	1	0	0	7
at Belmont																					
NC A&T																					
vs. Washington																					
vs. TCU/UNLV																					
at Eastern Ky.																					
at Missouri																					
at Indiana State																					
at Saint Mary's																					
at Detroit																					
OHIO																					
AUSTIN PEAY																					
at Fla. Atlantic																					
at FIU																					
CHARLOTTE																					
OLD DOMINION																					
at UAB																					
at Middle Tenn.																					
at Marshall																					
UTEP																					
UTSA																					
at LA Tech																					
at Southern Miss																					
MARSHALL																					
MIDDLE TENN.																					
UAB																					
at Charlotte																					
at Old Dominion																					
NORTH TEXAS																					
RICE																					

SEASON/CAREER HIGHS AT WKU

POINTS

Season 8, vs. Alabama State, 11/12/16
Career 12, at Middle Tennessee, 02/25/16

REBOUNDS

Season 8, 2x, last vs. Jacksonville State, 11/16/16
Career Same

FIELD GOALS

Season 4, vs. Alabama State, 11/12/16
Career 6, at Middle Tennessee, 02/25/16

FIELD GOALS ATTEMPTED

Season 5, vs. Alabama State, 11/12/16
Career 10, vs. LA Tech, 03/05/16

THREE-POINT FIELD GOALS

Season 0
Career 0

THREE-POINT FIELD GOALS ATTEMPTED

Season 0
Career 1, 2x, last vs. LA Tech, 03/05/16

FREE THROWS

Season 1, vs. Jacksonville State, 11/16/16
Career 8, vs. Middle Tennessee, 01/30/16

FREE THROWS ATTEMPTED

Season 3, vs. Jacksonville State, 11/16/16
Career 10, vs. Brescia (Ky.), 12/28/15

ASSISTS

Season 0
Career 1, 7x, last vs. North Texas, 03/09/16

BLOCKED SHOTS

Season 1, vs. Alabama State, 11/12/16
Career 1, 10x, last vs. Alabama State, 11/12/16

STEALS

Season 0
Career 1, 3x, last at Rice, 01/14/16

MINUTES PLAYED

Season 19, vs. Alabama State, 11/12/16
Career 21, at Middle Tennessee, 02/25/16

QUICK-HITTERS

- Grabbed career-high eight rebounds in each of WKU's first two games in 2016-17
- Played in 33 games with 19 starts in his first year with the Hilltoppers in 2015-16
- Averaged 4.4 points and 4.0 rebounds as a junior
- Previously played two seasons at Gulf Coast State College, averaging 11.2 point and 7.9 rebounds as a sophomore

CAREER STATISTICS

Year	GP	GS	Min	Avg	FG	FGA	Pct	3FG	FGA	Pct	FT	FTA	Pct	Off	Def	Tot	Avg	PF	FO	Ast	TO	Blk	Stl	Pts	Avg
GULF COAST STATE COLLEGE																									
2013-14	28	16	N/A	N/A	75	159	.472	0	0	.000	49	69	.710	74	98	172	6.1	88	3	16	41	22	11	199	7.1
2014-15	28	19	N/A	N/A	124	245	.506	0	1	.000	66	94	.702	95	126	221	7.9	73	1	15	57	17	8	314	11.2
WKU																									
2015-16	33	19	480	14.5	57	110	.518	0	2	.000	30	43	.698	57	74	131	4.0	65	2	7	26	10	3	144	4.4
2016-17	2	0	36	18.0	7	9	.778	0	0	.000	1	4	.250	5	11	16	8.0	4	0	0	3	1	0	15	7.5
WKU TOTAL	35	19	516	14.7	64	119	.538	0	2	.000	31	47	.660	62	85	147	4.2	71	2	7	29	11	3	159	4.5



#43 MARTY LEAHY

FRESHMAN | GUARD | 6-5 | 210 | HS

BRISBANE, AUSTRALIA (IPSWICH GRAMMAR)

Opp.	GS	Min	FG	A	Pct	3FG	A	Pct	FT	A	Pct	O	D	T	PF	FO	A	TO	B	S	Pts
ALABAMA STATE		13	2	3	.667	2	3	.667	0	0	.000	0	0	0	4	0	0	1	0	0	6
JACKSONVILLE ST.		1	0	0	.000	0	0	.000	0	0	.000	0	0	0	0	0	0	0	0	0	0
at Belmont																					
NC A&T																					
vs. Washington																					
vs. TCU/UNLV																					
at Eastern Ky.																					
at Missouri																					
at Indiana State																					
at Saint Mary's																					
at Detroit																					
OHIO																					
AUSTIN PEAY																					
at Fla. Atlantic																					
at FIU																					
CHARLOTTE																					
OLD DOMINION																					
at UAB																					
at Middle Tenn.																					
at Marshall																					
UTEP																					
UTSA																					
at LA Tech																					
at Southern Miss																					
MARSHALL																					
MIDDLE TENN.																					
UAB																					
at Charlotte																					
at Old Dominion																					
NORTH TEXAS																					
RICE																					

SEASON/CAREER HIGHS AT WKU

POINTS

Season	6, vs. Alabama State, 11/12/16
Career	Same

REBOUNDS

Season	0
Career	Same

FIELD GOALS

Season	2, vs. Alabama State, 11/12/16
Career	Same

FIELD GOALS ATTEMPTED

Season	3, vs. Alabama State, 11/12/16
Career	Same

THREE-POINT FIELD GOALS

Season	2, vs. Alabama State, 11/12/16
Career	Same

THREE-POINT FIELD GOALS ATTEMPTED

Season	3, vs. Alabama State, 11/12/16
Career	Same

FREE THROWS

Season	0
Career	Same

FREE THROWS ATTEMPTED

Season	0
Career	Same

ASSISTS

Season	0
Career	Same

BLOCKED SHOTS

Season	0
Career	Same

STEALS

Season	0
Career	Same

MINUTES PLAYED

Season	13, vs. Alabama State, 11/12/16
Career	Same

QUICK-HITTERS

- Hit two 3-pointers in his college debut vs. Alabama State on Nov. 12, 2016
- Averaged 24 points, 10 rebounds and five assists per game as a senior at Ipswich Grammar School in Queensland, Australia
- Made trial camp appearances for the Under-17 and Under-19 Australian National Teams
- Played for the Papua New Guinea National Team during the 2015 Pacific Games
- Also played volleyball at Ipswich Grammar

CAREER STATISTICS

Year	GP	GS	Min	Avg	FG	FGA	Pct	3FG	FGA	Pct	FT	FTA	Pct	Off	Def	Tot	Avg	PF	FO	Ast	TO	Blk	Stl	Pts	Avg
2016-17	2	0	14	7.0	2	3	.667	2	3	.667	0	0	.000	0	0	0	0.0	4	0	0	1	0	0	6	3.0
TOTAL	2	0	14	7.0	2	3	.667	2	3	.667	0	0	.000	0	0	0	0.0	4	0	0	1	0	0	6	3.0

HILLTOPPER IMG SPORTS NETWORK

The Hilltoppers can be heard on the radio on 13 different stations throughout the Commonwealth of Kentucky, which reaches over 1.5 million potential listeners.

- WKLX-FM (100.7) Bowling Green*
- WTCO-AM (1450) Campbellsville
- WTHX-FM (106.1) Elizabethtown
- WIEL-AM (1400) Elizabethtown
- WFKN-AM (1220) Franklin
- WCDS-AM (1230) Glasgow
- WXAM-AM (1430) Hodgenville
- WHOP-FM (95.3) Hopkinsville
- WHOP-AM (1230) Hopkinsville
- WXVW-AM (1450) Louisville
- WTTL-AM (1310) Madisonville
- WPKY-AM (1580) Princeton
- WTLO-AM (1480) Somerset

(*) denotes originating station

GAME-BY-GAME HIGHLIGHTS

NOVEMBER 1, 2016 | WKU 87, CAMPBELLVILLE 79 (EXH.) | BOWLING GREEN, KY.

- Five players scored in double figures for the Hilltoppers, who shot 47 percent from the field, netted 26 of 32 free throws and made their last 11 shots of the first half
- Justin Johnson paced WKU with 22 points and 12 rebounds, including two 3-pointers – one more than he made all last season
- Pancake Thomas had 17 points, while fellow graduate senior guard Junior Lomomba tallied 11 points, five rebounds and three assists in 37 minutes
- Willie Carmichael, who sat out last season after transferring from Tennessee, amassed 11 points and 13 rebounds in his first action as a Hilltopper

NOVEMBER 5, 2016 | WKU 103, KENTUCKY WESLEYAN 97, 2OT (EXH.) | BOWLING GREEN, KY.

- Pancake Thomas hit a game-tying 3-pointer as time expired in the first overtime to force a second extra period
- The Hilltoppers held KWC to four points in the second overtime and netted 33 of 43 free throws to help seal the victory
- Junior Lomomba scored a team-high 29 points, while Pancake Thomas added 24 points
- Junior Lomomba, Pancake Thomas and Que Johnson all played at least 45 minutes
- KWC's Ken-Jah Bosley scored 42 points with eight made 3s, but he was held scoreless in the second overtime

NOVEMBER 12, 2016 | WKU 79, ALABAMA STATE 66 | BOWLING GREEN, KY.

- The Hilltoppers held Alabama State to 17 points and 20.6 percent shooting in the first half
- Que Johnson paced WKU with a team-high 16 points and nine rebounds
- Pancake Thomas tallied 15 points – including 8-of-8 from the free-throw line – with four assists
- Freshmen Marty Leahy and Tobias Howard each hit two 3-pointers in their college debuts

NOVEMBER 16, 2016 | WKU 74, JACKSONVILLE STATE 67 | BOWLING GREEN, KY.

- WKU made 9 of 18 shots from 3-point range for the second straight game and netted 13 of 16 free throws
- Justin Johnson tallied his 11th career double-double with 17 points and 10 rebounds
- Que Johnson and Pancake Thomas each tallied 14 points
- Junior Lomomba contributed 11 points and a career-high seven assists

2016-17 RESULTS

DATE	OPPONENT	SCORE	ATTENDANCE	WKU HIGH POINTS	WKU HIGH REBOUNDS	OPP HIGH POINTS
11/12	ALABAMA STATE	W, 79-66	4,149	Q. Johnson (16)	Q. Johnson (9)	Rodney Simeon (25)
11/16	JACKSONVILLE STATE	W, 74-67	4,226	J. Johnson (17)	J. Johnson (10)	Erik Durham (17)
11/19	at Belmont					
11/22	NORTH CAROLINA A&T					
11/25	vs. Washington					
11/26	vs. TCU/UNLV					
11/30	at Eastern Kentucky					
12/03	at Missouri					
12/11	at Indiana State					
12/14	at Saint Mary's					
12/17	at Detroit					
12/21	OHIO					
12/28	AUSTIN PEAY					
12/31	at Florida Atlantic					
01/02	at FIU					
01/05	CHARLOTTE					
01/07	OLD DOMINION					
01/12	at UAB					
01/14	at Middle Tennessee					
01/21	at Marshall					
01/26	UTEP					
01/28	UTSA					
02/02	at LA Tech					
02/04	at Southern Miss					
02/11	MARSHALL					
02/16	MIDDLE TENNESSEE					
02/19	UAB					
02/23	at Charlotte					
02/25	at Old Dominion					
03/02	NORTH TEXAS					
03/04	RICE					

2016-17 GAME-BY-GAME STARTING LINEUPS

DATE	OPPONENT	G	G	G/F	F	F	RECORD*
11/12	ALABAMA STATE	Lomomba	Thomas	Q. Johnson	J. Johnson	Lawson	1-0
11/16	JACKSONVILLE STATE	Lomomba	Thomas	Q. Johnson	J. Johnson	Lawson	2-0
11/19	at Belmont						
11/22	NORTH CAROLINA A&T						
11/25	vs. Washington						
11/26	vs. TCU/UNLV						
11/30	at Eastern Kentucky						
12/03	at Missouri						
12/11	at Indiana State						
12/14	at Saint Mary's						
12/17	at Detroit						
12/21	OHIO						
12/28	AUSTIN PEAY						
12/31	at Florida Atlantic						
01/02	at FIU						
01/05	CHARLOTTE						
01/07	OLD DOMINION						
01/12	at UAB						
01/14	at Middle Tennessee						
01/21	at Marshall						
01/26	UTEP						
01/28	UTSA						
02/02	at LA Tech						
02/04	at Southern Miss						
02/11	MARSHALL						
02/16	MIDDLE TENNESSEE						
02/19	UAB						
02/23	at Charlotte						
02/25	at Old Dominion						
03/02	NORTH TEXAS						
03/04	RICE						

(*) running count of WKU's record with listed lineup

2016-17 GAME-BY-GAME COMPARISON

DATE	OPPONENT	FGM-A/%	3FG-A/%	FTM-A/%	OR-DR-TOT	PF	AST	TO	BK	STL	PTS
11/12	WKU	23-51/.451	9-18/.500	24-32/.750	8-36-44	13	10	18	4	3	79
	ALABAMA STATE	26-74/.351	9-29/.310	5-6/.833	12-27-39	27	12	13	2	7	66
11/16	WKU	26-54/.481	9-18/.500	13-16/.813	8-28-36	10	12	11	3	4	74
	JACKSONVILLE STATE	27-65/.415	8-22/.364	5-6/.833	11-23-34	17	11	8	2	6	67
11/19	WKU at Belmont										
11/22	WKU NORTH CAROLINA A&T										
11/25	WKU vs. Washington										
11/26	WKU vs. TCU/UNLV										
11/30	WKU at Eastern Kentucky										
12/03	WKU at Missouri										
12/11	WKU at Indiana State										
12/14	WKU at Saint Mary's										
12/17	WKU at Detroit Mercy										
12/21	WKU OHIO										
12/28	WKU AUSTIN PEAY										
12/31	WKU at Florida Atlantic										
01/02	WKU at FIU										
01/05	WKU CHARLOTTE										
01/07	WKU OLD DOMINION										
01/12	WKU at UAB										
01/14	WKU at Middle Tennessee										
01/21	WKU at Marshall										
01/26	WKU UTEP										
01/28	WKU UTSA										
02/02	WKU at LA Tech										
02/04	WKU at Southern Miss										
02/11	WKU MARSHALL										
02/16	WKU MIDDLE TENNESSEE										
02/19	WKU UAB										
02/23	WKU at Charlotte										
02/25	WKU at Old Dominion										
03/02	WKU NORTH TEXAS										
03/04	WKU RICE										

2016-17 SPECIALTY STATS (LISTED: WKU-OPPONENT)

DATE	OPPONENT	IN PAINT	OFF TO	SECOND CHANCE	FAST BREAK	BENCH	LARGEST LEAD	LARGEST DEFICIT	LEAD CHANGES	TIES
11/12	ALABAMA STATE	24-30	14-21	9-18	4-11	22-16	24	None	0	0
11/16	JACKSONVILLE STATE	30-32	7-12	12-10	9-2	10-5	12	11	5	4
11/19	at Belmont									
11/22	NORTH CAROLINA A&T									
11/25	vs. Washington									
11/26	vs. TCU/UNLV									
11/30	at Eastern Kentucky									
12/03	at Missouri									
12/11	at Indiana State									
12/14	at Saint Mary's									
12/17	at Detroit Mercy									
12/21	OHIO									
12/28	AUSTIN PEAY									
12/31	at Florida Atlantic									
01/02	at FIU									
01/05	CHARLOTTE									
01/07	OLD DOMINION									
01/12	at UAB									
01/14	at Middle Tennessee									
01/21	at Marshall									
01/26	UTEP									
01/28	UTSA									
02/02	at LA Tech									
02/04	at Southern Miss									
02/11	MARSHALL									
02/16	MIDDLE TENNESSEE									
02/19	UAB									
02/23	at Charlotte									
02/25	at Old Dominion									
03/02	NORTH TEXAS									
03/04	RICE									

2016-17 TEAM SUPERLATIVES

WKU	HIGHS	LOWS
Points	79 (vs. Alabama State, 11/12)	74 (vs. Jacksonville State, 11/16)
First-half points	34 (vs. Alabama State, 11/12)	30 (vs. Jacksonville State, 11/16)
Second-half points	45 (vs. Alabama State, 11/12)	44 (vs. Jacksonville State, 11/16)
Overtime points		
Winning margin	13 (vs. Alabama State, 11/12)	7 (vs. Jacksonville State, 11/16)
Field goals	26 (vs. Jacksonville State, 11/16)	23 (vs. Alabama State, 11/12)
Field goals attempted	54 (vs. Jacksonville State, 11/16)	51 (vs. Alabama State, 11/12)
Field goal percentage	.481 (vs. Jacksonville State, 11/16)	.451 (vs. Alabama State, 11/12)
3-point field goals	(9) 2 times	(9) 2 times
3-point field goals attempted	(18) 2 times	(18) 2 times
3-point field goal percentage	(.500) 2 times	(.500) 2 times
Free throws	24 (vs. Alabama State, 11/12)	13 (vs. Jacksonville State, 11/16)
Free throws attempted	32 (vs. Alabama State, 11/12)	16 (vs. Jacksonville State, 11/16)
Free throw percentage	.813 (vs. Jacksonville State, 11/16)	.750 (vs. Alabama State, 11/12)
Rebounds	44 (vs. Alabama State, 11/12)	36 (vs. Jacksonville State, 11/16)
Offensive rebounds	(8) 2 times	(8) 2 times
Defensive rebounds	36 (vs. Alabama State, 11/12)	28 (vs. Jacksonville State, 11/16)
Personal fouls	13 (vs. Alabama State, 11/12)	11 (vs. Jacksonville State, 11/16)
Assists	12 (vs. Jacksonville State, 11/12)	10 (vs. Alabama State, 11/12)
Turnovers	18 (vs. Alabama State, 11/12)	11 (vs. Jacksonville State, 11/16)
Blocked shots	4 (vs. Alabama State, 11/12)	3 (vs. Jacksonville State, 11/16)
Steals	4 (vs. Jacksonville State, 11/16)	3 (vs. Alabama State, 11/12)

OPPONENTS	HIGHS	LOWS
Points	67 (vs. Jacksonville State, 11/16)	66 (vs. Alabama State, 11/12)
First-half points	30 (vs. Jacksonville State, 11/16)	17 (vs. Alabama State, 11/12)
Second-half points	49 (vs. Alabama State, 11/12)	37 (vs. Jacksonville State, 11/16)
Overtime points		
Winning margin		
Field goals	27 (vs. Jacksonville State, 11/16)	26 (vs. Alabama State, 11/12)
Field goals attempted	74 (vs. Alabama State, 11/12)	65 (vs. Jacksonville State, 11/16)
Field goal percentage	.415 (vs. Jacksonville State, 11/16)	.351 (vs. Alabama State, 11/12)
3-point field goals	9 (vs. Alabama State, 11/12)	8 (vs. Jacksonville State, 11/16)
3-point field goals attempted	29 (vs. Alabama State, 11/12)	22 (vs. Jacksonville State, 11/16)
3-point field goal percentage	.364 (vs. Jacksonville State, 11/16)	.310 (vs. Alabama State, 11/12)
Free throws	(5) 2 times	(5) 2 times
Free throws attempted	(6) 2 times	(6) 2 times
Free throw percentage	(.833) 2 times	(.833) 2 times
Rebounds	39 (vs. Alabama State, 11/12)	34 (vs. Jacksonville State, 11/16)
Offensive rebounds	12 (vs. Alabama State, 11/12)	11 (vs. Jacksonville State, 11/16)
Defensive rebounds	27 (vs. Alabama State, 11/12)	23 (vs. Jacksonville State, 11/16)
Personal fouls	27 (vs. Alabama State, 11/12)	17 (vs. Jacksonville State, 11/16)
Assists	12 (vs. Alabama State, 11/12)	11 (vs. Jacksonville State, 11/16)
Turnovers	13 (vs. Alabama State, 11/12)	8 (vs. Jacksonville State, 11/16)
Blocked shots	8 (vs. Jacksonville State, 11/16)	2 (vs. Alabama State, 11/12)
Steals	7 (vs. Alabama State, 11/12)	6 (vs. Jacksonville State, 11/16)

2016-17 INDIVIDUAL SUPERLATIVES

WKU HIGHS

Points	17 (J. Johnson vs. Jacksonville State, 11/16)
Field goals	6 (Q. and J. Johnson vs. Jacksonville State, 11/16)
Field goals attempted	14 (J. Johnson vs. Jacksonville State, 11/16)
Field goal percentage (min. 6 att.)	.555 [5-9] (Q. Johnson vs. Alabama State, 11/12)
3-point field goals	4 (Thomas vs. Jacksonville State, 11/16)
3-point field goals attempted	7 (Thomas vs. Jacksonville State, 11/16)
3-point field goal percentage (min. 4 att.)	.571 [4-7] (Thomas vs. Jacksonville State, 11/16)
Free throws	8 (Thomas vs. Alabama State, 11/12)
Free throws attempted	8 (Thomas vs. Alabama State, 11/12)
Free throw percentage (min. 6 att.)	1.000 (Thomas vs. Alabama State, 11/12)
Rebounds	10 (J. Johnson vs. Jacksonville State, 11/16)
Assists	7 (Lomomba vs. Jacksonville State, 11/16)
Turnovers	4 (Lomomba vs. Jacksonville State, 11/16)
Blocked shots	2 (Lawson vs. Jacksonville State, 11/16)
Steals	2 (2 instances)
Minutes	37 (Q. Johnson vs. Jacksonville State, 11/16)

OPPONENT HIGHS

Points	25 (Rodney Simeon [Alabama State], 11/12)
Field goals	8 (2 instances)
Field goals attempted	16 (Norbertas Giga [Jacksonville State], 11/16)
Field goal percentage (min. 6 att.)	.666 [6-9] (Erik Durham [Jacksonville State], 11/16)
3-point field goals	7 (Rodney Simeon [Alabama State], 11/12)
3-point field goals attempted	11 (Rodney Simeon [Alabama State], 11/12)
3-point field goal percentage (min. 4 att.)	.833 [5-6] (Erik Durham [Jacksonville State], 11/16)
Free throws	3 (Corvon Butler [Alabama State], 11/12)
Free throws attempted	3 (2 instances)
Free throw percentage (min. 6 att.)	
Rebounds	8 (2 instances)
Assists	5 (Malcolm Drumwright [Jacksonville State], 11/16)
Turnovers	2 (2 instances)
Blocked shots	1 (2 instances)
Steals	4 (Terrance LeFlore [Alabama State], 11/12)
Minutes	38 (Malcolm Drumwright [Jacksonville State], 11/16)

WKU'S TOP INDIVIDUAL GAMES

Points

1. Justin Johnson vs. Jacksonville State.....	17
2. Que Johnson vs. Alabama State	16
3. Pancake Thomas vs. Alabama State	15
4. Pancake Thomas vs. Jacksonville State	14
Que Johnson vs. Jacksonville State	14
6. Junior Lomomba vs. Jacksonville State.....	11
7. Junior Lomomba vs. Alabama State.....	9
Justin Johnson vs. Alabama State	9
9. Ben Lawson vs. Jacksonville State.....	8
Ben Lawson vs. Alabama State.....	8
Anton Waters vs. Alabama State.....	8

Rebounds

1. Justin Johnson vs. Jacksonville State.....	10
2. Que Johnson vs. Alabama State	9
3. Anton Waters vs. Alabama State.....	8
Anton Waters vs. Jacksonville State.....	8
5. Justin Johnson vs. Alabama State.....	7
Que Johnson vs. Jacksonville State	7
7. Ben Lawson vs. Alabama State.....	6
Junior Lomomba vs. Alabama State.....	6
9. Ben Lawson vs. Jacksonville State.....	5
10. Tobias Howard vs. Alabama State.....	3

Assists

1. Junior Lomomba vs. Jacksonville State.....	7
2. Pancake Thomas vs. Alabama State	4
3. Junior Lomomba vs. Alabama State.....	3
4. Pancake Thomas vs. Jacksonville State	2
5. 4 instances.....	1

Blocked Shots

1. Ben Lawson vs. Jacksonville State.....	2
2. 5 instances.....	1

Steals

1. Que Johnson vs. Jacksonville State	2
Que Johnson vs. Alabama State	2
2. 3 instances.....	1

Minutes Played

1. Que Johnson vs. Jacksonville State	37
2. Pancake Thomas vs. Jacksonville State	36
Justin Johnson vs. Jacksonville State.....	36
4. Pancake Thomas vs. Alabama State	34
5. Junior Lomomba vs. Jacksonville State.....	33
6. Que Johnson vs. Alabama State	30
7. Justin Johnson vs. Alabama State.....	28
Junior Lomomba vs. Alabama State.....	28
9. Ben Lawson vs. Jacksonville State.....	26
10. Ben Lawson vs. Alabama State	21

GAME 1

Nov. 12, 2016
WKU 79
ASU 66



Official Basketball Box Score - Game Totals - Final Statistics
Alabama State vs WKU
11/12/16 7 p.m. at Bowling Green, Ky. (E.A. Diddle Arena)

**Alabama State 66 • 0-1**

#	Player	Total		3-Ptr		Rebounds		PF	TP	A	TO	Bk	Stl	Min
		FG	FGA	FT	FTA	Off	Def							
14	ARMSTRONG, Tony	3-9	0-0	0-0	2	6	8	3	6	0	1	1	1	29
00	WARNOCK, Amir	2-5	0-0	0-0	1	4	5	2	4	0	1	0	0	18
01	SIMEON, Rodney	8-15	7-11	2-3	0	1	1	4	25	1	2	0	0	25
03	THOMAS, Torloft	2-8	0-3	0-0	0	2	2	3	4	4	2	0	0	24
30	LEFLORE, Terrance	5-14	1-6	0-0	2	0	2	2	11	4	1	0	4	31
02	BUTLER, Corvon	4-10	0-1	3-3	3	4	7	3	11	1	0	0	1	18
11	ROGERS, Austin	0-2	0-1	0-0	0	0	0	2	0	0	0	0	0	12
12	GEE, Reginald	1-3	1-3	0-0	0	1	1	1	3	0	0	0	0	9
20	HOLLOWAY, Glenn	0-0	0-0	0-0	0	0	0	0	0	0	0	0	0	3
25	TYSON, Mikel	1-2	0-0	0-0	0	1	1	2	2	1	1	0	0	5
31	CLEVELAND, Artis	0-0	0-0	0-0	2	0	2	2	0	1	2	1	0	7
52	ROGERS, Steve	0-6	0-4	0-0	0	3	3	3	0	0	2	0	1	19
Team					2	5	7							
Totals		26-74	9-29	5-6	12	27	39	27	66	12	13	2	7	200

FG % 1st Half: 7-34 20.6% 2nd half: 19-40 47.5% Game: 26-74 35.1%
3FG % 1st Half: 2-16 12.5% 2nd half: 7-13 53.8% Game: 9-29 31.0%
FT % 1st Half: 1-1 100.0 2nd half: 4-5 80.0% Game: 5-6 83.3%

WKU 79 • 1-0

#	Player	Total		3-Ptr		Rebounds		PF	TP	A	TO	Bk	Stl	Min
		FG	FGA	FT	FTA	Off	Def							
14	LAWSON, Ben	3-5	0-0	2-4	2	4	6	0	8	0	1	1	0	21
23	JOHNSON, Justin	3-8	0-2	3-6	0	7	7	1	9	0	3	1	1	28
05	LOMOMBA, Junior	1-5	1-1	6-6	0	6	6	0	9	3	3	0	0	28
12	THOMAS, Pancake	3-11	1-3	8-8	0	2	0	15	4	0	0	0	0	34
32	JOHNSON, Que	5-9	3-6	3-5	0	9	9	3	16	1	3	1	2	30
01	HOWARD, Tobias	2-4	2-3	0-0	1	2	3	0	6	2	1	0	0	14
03	PARRIS, Damari	0-1	0-0	2-2	1	0	1	1	2	0	1	0	0	12
15	MILLER, Tyler	0-0	0-0	0-0	0	0	0	0	0	0	0	0	0	1
42	WATERS, Anton	4-5	0-0	0-1	3	5	8	4	8	0	2	1	0	19
43	LEAHY, Marty	2-3	2-3	0-0	0	0	0	4	6	0	1	0	0	13
Team					1	1	2							
Totals		23-51	9-18	24-32	8	36	44	13	79	10	18	4	3	200

FG % 1st Half: 12-30 40.0% 2nd half: 11-21 52.4% Game: 23-51 45.1%
3FG % 1st Half: 4-10 40.0% 2nd half: 5-8 62.5% Game: 9-18 50.0%
FT % 1st Half: 6-10 60.0% 2nd half: 18-22 81.8% Game: 24-32 75.0%

Officials: Tyler Kumpf, Antonio Petty, Mike Stuart
Technical fouls: Alabama State-None. WKU-None.
Attendance: 4149

Score by periods	1st	2nd	Total
Alabama State	17	49	66
WKU	34	45	79

Last FG - ALST 2nd-00:51, WKU 2nd-00:40.
Largest lead - ALST None, WKU by 24 2nd-04:41.
ALST led for 00:00. WKU led for 39:27. Game was tied for 00:33.

Points	In	Off	2nd	Fast	Bench
ALST	30	21	18	11	16
WKU	24	14	9	4	22

Score tied - 0 times.
Lead changed - 0 times.

GAME 2

Nov. 16, 2016
WKU 74
JSU 67



Official Basketball Box Score - Game Totals - Final Statistics
Jacksonville State vs WKU
11/16/16 8 p.m. at Bowling Green, Ky. (E.A. Diddle Arena)

**Jacksonville State 67 • 1-2**

#	Player	Total		3-Ptr		Rebounds		PF	TP	A	TO	Bk	Stl	Min
		FG	FGA	FT	FTA	Off	Def							
31	CUNNINGHAM, Christian	4-5	0-0	1-2	3	5	8	3	9	2	1	1	2	29
12	GIGA, Norbertas	8-16	0-2	0-0	1	5	6	2	16	2	0	1	1	33
01	TUCKER, Greg	4-11	1-5	2-2	0	4	4	1	11	0	1	0	2	33
15	DURHAM, Erik	6-9	5-6	0-0	1	1	2	0	17	1	2	0	1	34
21	DRUMWRIGHT, Malcol	4-14	1-5	0-0	0	4	4	5	9	5	1	0	0	38
03	GREEN, Derrick	0-2	0-0	0-0	1	0	1	0	0	0	1	0	0	9
04	EDWARDS, Tyrin	0-0	0-0	0-0	0	0	0	0	0	0	1	0	0	1
10	JONES, Deshawn	0-1	0-0	0-0	0	0	0	0	1	0	0	0	0	5
11	CROSS, Jacara	0-2	0-0	2-2	1	0	1	1	2	0	0	0	0	7
33	STATAM, Andre	1-5	1-4	0-0	0	2	2	4	3	0	1	0	0	11
Team					4	2	6							
Totals		27-65	8-22	5-6	11	23	34	17	67	11	8	2	6	200

FG % 1st Half: 12-32 37.5% 2nd half: 15-33 45.5% Game: 27-65 41.5%
3FG % 1st Half: 4-10 40.0% 2nd half: 4-12 33.3% Game: 8-22 36.4%
FT % 1st Half: 2-2 100.0 2nd half: 3-4 75.0% Game: 5-6 83.3%

WKU 74 • 2-0

#	Player	Total		3-Ptr		Rebounds		PF	TP	A	TO	Bk	Stl	Min
		FG	FGA	FT	FTA	Off	Def							
14	LAWSON, Ben	3-7	0-0	2-3	1	4	5	1	8	0	0	2	1	26
23	JOHNSON, Justin	6-14	2-4	3-3	4	6	10	0	17	1	0	1	0	36
05	LOMOMBA, Junior	2-6	0-2	7-7	0	2	2	2	11	7	4	0	1	33
12	THOMAS, Pancake	5-10	4-7	0-0	0	0	2	14	2	2	0	0	0	36
32	JOHNSON, Que	6-11	2-4	0-0	1	6	7	2	14	1	2	0	2	37
01	HOWARD, Tobias	1-1	1-1	0-0	0	0	0	0	3	0	0	0	0	6
03	PARRIS, Damari	0-1	0-0	0-0	0	2	2	1	0	1	2	0	0	8
42	WATERS, Anton	3-4	0-0	1-3	2	6	8	2	7	0	1	0	0	17
43	LEAHY, Marty	0-0	0-0	0-0	0	0	0	0	0	0	0	0	0	1
Team					0	2	2							
Totals		26-54	9-18	13-16	8	28	36	10	74	12	11	3	4	200

FG % 1st Half: 13-32 40.6% 2nd half: 13-22 59.1% Game: 26-54 48.1%
3FG % 1st Half: 3-8 37.5% 2nd half: 6-10 60.0% Game: 9-18 50.0%
FT % 1st Half: 1-1 100.0 2nd half: 12-15 80.0% Game: 13-16 81.3%

Officials: Tom Eades, Tommy Short, Roger Ayers
Technical fouls: Jacksonville State-None. WKU-None.
Attendance: 4226

Score by periods	1st	2nd	Total
Jacksonville State	30	37	67
WKU	30	44	74

Last FG - JSU 2nd-00:09, WKU 2nd-01:28.
Largest lead - JSU by 11 1st-11:29, WKU by 12 2nd-04:40.
JSU led for 14:05. WKU led for 21:03. Game was tied for 04:52.

Points	In	Off	2nd	Fast	Bench
JSU	32	12	10	2	5
WKU	30	7	12	9	10

Score tied - 4 times.
Lead changed - 5 times.

OVERALL SEASON STATISTICS

RECORD:	OVERALL	HOME	AWAY	NEUTRAL
ALL GAMES	2-0	2-0	0-0	0-0
CONFERENCE	0-0	0-0	0-0	0-0
NON-CONFERENCE	2-0	2-0	0-0	0-0

#	Player	gp-gs	min	avg	Total		3-Point		F-Throw		Rebounds								a	to	blk	stl	pts	avg
					fg-fga	fg%	3fg-fga	3fg%	ft-fa	ft%	off	def	tot	avg	pf	dq								
01	HOWARD, Tobias	2-0	20	10.0	3-5	.600	3-4	.750	0-0	.000	1	2	3	1.5	0	0	2	1	0	0	9	4.5		
03	PARRIS, Damari	2-0	20	10.0	0-2	.000	0-0	.000	2-2	1.000	1	2	3	1.5	2	0	1	3	0	0	2	1.0		
05	LOMOMBA, Junior	2-2	61	30.5	3-11	.273	1-3	.333	13-13	1.000	0	8	8	4.0	2	0	10	7	0	1	20	10.0		
12	THOMAS, Pancake	2-2	70	35.0	8-21	.381	5-10	.500	8-8	1.000	0	2	2	1.0	2	0	6	4	0	0	29	14.5		
14	LAWSON, Ben	2-2	47	23.5	6-12	.500	0-0	.000	4-7	.571	3	8	11	5.5	1	0	0	1	3	1	16	8.0		
15	MILLER, Tyler	1-0	1	1.0	0-0	.000	0-0	.000	0-0	.000	0	0	0	0.0	0	0	0	0	0	0	0	0.0		
23	JOHNSON, Justin	2-2	64	32.0	9-22	.409	2-6	.333	6-9	.667	4	13	17	8.5	1	0	1	3	2	1	26	13.0		
32	JOHNSON, Que	2-2	67	33.5	11-20	.550	5-10	.500	3-5	.600	1	15	16	8.0	5	0	2	5	1	4	30	15.0		
42	WATERS, Anton	2-0	36	18.0	7-9	.778	0-0	.000	1-4	.250	5	11	16	8.0	6	0	0	3	1	0	15	7.5		
43	LEAHY, Marty	2-0	14	7.0	2-3	.667	2-3	.667	0-0	.000	0	0	0	0.0	4	0	0	1	0	0	6	3.0		
	Team										1	3	4				1							
	Total.....	2	400		49-105	.467	18-36	.500	37-48	.771	16	64	80	40.0	23	0	22	29	7	7	153	76.5		
	Opponents.....	2	400		53-139	.381	17-51	.333	10-12	.833	23	50	73	36.5	44	-	23	21	4	13	133	66.5		

TEAM STATISTICS

	WKU	OPP
SCORING	153	133
Points per game	76.5	66.5
Scoring margin	+10.0	-
FIELD GOALS-ATT	49-105	53-139
Field goal pct	.467	.381
3 POINT FG-ATT	18-36	17-51
3-point FG pct	.500	.333
3-pt FG made per game	9.0	8.5
FREE THROWS-ATT	37-48	10-12
Free throw pct	.771	.833
F-Throws made per game	18.5	5.0
REBOUNDS	80	73
Rebounds per game	40.0	36.5
Rebounding margin	+3.5	-
ASSISTS	22	23
Assists per game	11.0	11.5
TURNOVERS	29	21
Turnovers per game	14.5	10.5
Turnover margin	-4.0	-
Assist/turnover ratio	0.8	1.1
STEALS	7	13
Steals per game	3.5	6.5
BLOCKS	7	4
Blocks per game	3.5	2.0
ATTENDANCE	8375	0
Home games-Avg/Game	2-4188	0-0
Neutral site-Avg/Game	-	0-0

Date	Opponent		Score	Att.
11/12/16	ALABAMA STATE	w	79-66	4149
11/16/16	JACKSONVILLE STATE	w	74-67	4226

* - Conference game

Score by Periods	1st	2nd	Totals
WKU	64	89	153
Opponents	47	86	133

WKU Basketball
Belmont Postgame Quotes
November 19, 2016

HC Rick Stansbury

Opening Statement....

"Give Belmont a lot of credit. They're a very difficult team to defend, No. 1. They spread that floor, and when they shoot the basketball, they're almost impossible. Just like against Vanderbilt, in the first half they went 1-for-18 (from 3-point range), but then in the second half, they made 8 of 9. That was kind of the way it was tonight. I thought in the first half, we were really efficient offensively. That's why the game gave us a chance at halftime, only down three. But in the second half, when they made some shots, I thought we panicked. I didn't think we had any poise about us. We started trying to get it back individually and too quickly, and that's the last thing you can do on the road."

On using first road game as teaching moment....

"I'm going to make sure the guys don't accept it or cave in to it – cave in to fatigue, cave in to that score. I don't want any guys or any teams doing that. I felt like maybe we got hit in the mouth late – kept getting hit in the mouth – and I didn't think we responded the way we've got to respond."

On team's hot start in the first half....

"Well, you know sometimes you get off to a big start and shoot the basketball. We shot the ball well early. Sometimes that's fool's gold. You can't fall in love with that, and we did that early. They made some runs, but when they start making runs and shots, that's when you've got to have some poise, get that ball, slow that run, get to the foul line, get some easy baskets. We didn't do near enough of that."

Official Basketball Box Score -- Game Totals -- Final Statistics
Western Kentucky vs Belmont
11/18/16 7:00 p.m. at Nashville, Tenn. (Curb Event Center)

Western Kentucky 69 • 2-1

#	Player		Total	3-Ptr	Rebounds					PF	TP	A	TO	Blk	Stl	Min
			FG-FGA	FG-FGA	FT-FTA	Off	Def	Tot								
14	LAWSON, Ben	f	4-7	0-1	1-2	0	4	4	1	9	0	3	3	0	27	
23	JOHNSON, Justin	f	7-11	3-4	0-1	1	8	9	2	17	2	2	1	0	30	
05	LOMOMBA, Junior	g	3-9	0-2	0-1	0	0	0	2	6	5	3	0	0	30	
12	THOMAS, Pancake	g	2-9	0-2	4-4	1	5	6	1	8	1	1	0	2	37	
32	JOHNSON, Que	g	6-15	2-5	0-0	2	0	2	1	14	1	3	0	1	34	
01	HOWARD, Tobias		0-0	0-0	0-0	1	0	1	1	0	0	1	0	1	9	
03	PARRIS, Damari		3-6	0-1	0-0	0	1	1	2	6	0	1	0	0	14	
15	MILLER, Tyler		0-0	0-0	0-0	0	0	0	0	0	0	0	0	0	1	
21	STAJKOVSKI, Marko		0-0	0-0	0-0	0	0	0	0	0	0	0	0	0	1	
42	WATERS, Anton		3-5	1-1	2-2	2	3	5	0	9	0	0	1	1	16	
43	LEAHY, Marty		0-0	0-0	0-0	0	0	0	0	0	0	0	0	0	1	
Team						1	2	3								
Totals			28-62	6-16	7-10	8	23	31	10	69	9	14	5	5	200	

FG % 1st Half: 16-31 51.6% 2nd half: 12-31 38.7% Game: 28-62 45.2%
 3FG % 1st Half: 4-8 50.0% 2nd half: 2-8 25.0% Game: 6-16 37.5%
 FT % 1st Half: 3-4 75.0% 2nd half: 4-6 66.7% Game: 7-10 70.0%

Deadball
Rebounds
1

Belmont 90 • 1-1

#	Player		Total	3-Ptr	FT-FTA	Rebounds			PF	TP	A	TO	Blk	Stl	Min
			FG-FGA	FG-FGA		Off	Def	Tot							
32	EGEKEZE, Amanze	f	3-7	1-5	0-0	1	1	2	3	7	1	1	0	1	28
35	BRADDS, Evan	f	12-17	1-1	1-2	2	12	14	3	26	4	1	0	1	31
01	LUKE, Austin	g	6-8	4-6	0-0	0	4	4	2	16	9	6	0	2	30
03	WINDLER, Dylan	g	3-6	0-2	0-0	0	6	6	0	6	3	1	1	1	28
20	BARNETTE, Taylor	g	2-9	0-5	0-0	0	1	1	1	4	5	0	0	1	34
02	SMITH, Nick		6-8	6-8	0-0	0	0	0	1	18	0	0	0	0	15
11	MCCLAIN, Kevin		2-3	2-3	1-2	0	1	1	0	7	2	1	0	1	12
21	SAMPSON, Burton		0-0	0-0	0-0	0	0	0	0	0	0	1	0	0	8
24	BENKERT, Michael		1-3	1-3	0-0	0	3	3	0	3	0	0	0	0	8
31	LESTER, Josh		0-0	0-0	0-0	0	0	0	0	0	0	0	0	0	1
41	HADDEN, Tyler		1-1	1-1	0-0	0	0	0	1	3	0	0	1	0	2
50	ADELSPERGER, Seth		0-0	0-0	0-0	0	0	0	1	0	0	1	0	0	3
Team						0	0	0							
Totals			36-62	16-34	2-4	3	28	31	12	90	24	12	2	7	200

FG % 1st Half: 17-33 51.5% 2nd half: 19-29 65.5% Game: 36-62 58.1%
 3FG % 1st Half: 8-19 42.1% 2nd half: 8-15 53.3% Game: 16-34 47.1%
 FT % 1st Half: 0-0 0.0% 2nd half: 2-4 50.0% Game: 2-4 50.0%

Deadball
Rebounds
2

Officials: Bret Smith, Todd Austin, Craig Murley
 Technical fouls: Western Kentucky-None. Belmont-None.
 Attendance: 3319

Score by periods	1st	2nd	Total
Western Kentucky	39	30	69
Belmont	42	48	90

Points	In	Off	2nd	Fast	Bench
Paint	Paint	T/O	Chance	Break	
WKU	28	8	11	6	15
BEL	40	17	7	8	31

Last FG - WKU 2nd-02:37, BEL 2nd-00:49.
 Largest lead - WKU by 11 1st-12:38, BEL by 21 2nd-00:49.
 WKU led for 14:27. BEL led for 22:39. Game was tied for 02:35.

Score tied - 5 times.
 Lead changed - 3 times.

HILLTOPPER

B A S K E T B A L L

WKU Hilltoppers at Belmont Bruins

Postgame Notes

Nov. 19, 2016

Curb Event Center, Nashville Tenn.

FINAL SCORE: Belmont 90, WKU 69

RECORDS AND NOTABLES

- WKU falls to 2-1, while Belmont improves to 1-1.
 - Belmont now leads the all-time series between the programs, 5-4.
- Belmont, which has the best home winning percentage in the country other than Kentucky and Kansas since 2010, won its first home game of the season.
- **UP NEXT:** The Hilltoppers return home to host North Carolina A&T at 7 p.m. (CT) Tuesday at E.A. Diddle Arena in the 34th Annual BB&T Classic. The game will be televised nationally on Fox College Sports, regionally on WKU PBS and in Louisville on WBNA via the Hilltopper Sports Satellite Network.

TEAM NOTES

- WKU used the starting lineup of Junior Lomomba, Pancake Thomas, Que Johnson, Justin Johnson and Ben Lawson for the third straight game to open the season.
- **KEY FIRST HALF RUN:** Falling behind for the first time at 10-9, WKU went on a 12-0 run to open a 21-10 advantage with 12:41 to play in the first half – its largest lead of the game.
 - Belmont outscored WKU 32-18 over the rest of the half from that point.
- **KEY SECOND HALF RUN:** After Que Johnson tied the game at 44-all early in the second half, Belmont went on a 14-4 run, including four 3-pointers, to open a 58-48 advantage with 14:44 remaining.
- Belmont lit the nets on fire with its outside shooting, knocking down 16 of 34 3-pointers. The Bruins shot 65.5 percent in the second half.
- Both teams shot at a blistering pace in the first half, each shooting better than 51 percent. Belmont made 8 of 19 3-pointers before the break.
- WKU has made a 3-pointer in 909 straight games dating back to March 15, 1987.

INDIVIDUAL NOTES

JUSTIN JOHNSON

- The junior Johnson paced the Hilltoppers with 17 points and nine rebounds.
 - Johnson made three 3-pointers, giving him five in the last two games after making just one shot from long range in his first two seasons combined.

ANTON WATERS

- The senior Waters finished with nine points and five rebounds off the bench.
 - Waters netted the first 3-pointer of his college career in the first half.

DAMARI PARRIS

- The freshman Parris scored his first career field goal on a first-half layup. He finished with a career-high six points in 16 minutes.

BEN LAWSON

- The senior Lawson blocked a season-high three shots. He added nine points and four rebounds.

JUNIOR LOMOMBA

- Lomomba recorded his second straight game with at least five assists.

MARKO STAJKOVSKI

- The freshman Stajkovski made his first college appearance and registered one minute.

QUE JOHNSON

- The senior Johnson scored 14 points and reached double figures for the third straight game.

PANCAKE THOMAS

- The senior Thomas tallied eight points and six rebounds in a team-high 37 minutes.

WKU ATHLETIC COMMUNICATIONS / MEDIA RELATIONS

FOR IMMEDIATE RELEASE / November 21, 2016

Men's Basketball / Contact: Zach Greenwell, WKU Athletic Communications/Media Relations

WKU game notes are attached.

HILLTOPPERS HOST NORTH CAROLINA A&T ON TUESDAY

BOWLING GREEN, Ky. — WKU Hilltopper Basketball returns home after its first road trip to host North Carolina A&T at 7 p.m. CT Tuesday in the 34th Annual BB&T Classic at E.A. Diddle Arena.

The Hilltoppers (2-1) are coming off a 90-69 loss at Belmont in the first road game under first-year head coach Rick Stansbury. Belmont made 16 3-pointers to run past the Hilltoppers, who led by 11 at one point in the first half.

North Carolina A&T has lost two games in a row to East Carolina and Grambling State after opening the season with a victory over Greensboro College. The Aggies (1-2) are led by junior forward Davaris McGowens, who averages 15 points and 8.3 rebounds per game.

This is the first time WKU has ever faced North Carolina A&T. Stansbury is 1-0 all-time against the Aggies.

GAME 4

WKU (2-1) vs. North Carolina A&T (1-2)

November 22, 2016 | 7 p.m. (CT)

Bowling Green, Ky. | E.A. Diddle Arena (7,326)

BROADCAST

Listen: [Hilltopper IMG Sports Network](#) (WKLX 100.7 FM flagship), [TuneIn Radio](#) (free) (Randy Lee, pxp | Hal Schmitt, analysis)

Watch: Fox College Sports, WKU PBS, WBNA

Live Stats: [Gametracker](#)

QUICK SHOTS

- After Tuesday's game, WKU will not play at home for almost a full calendar month. The Hilltoppers play seven straight games on the road or at neutral sites before returning to host Ohio on Dec. 21.
- WKU is 51-15 (.773) at E.A. Diddle Arena over the last four-plus seasons after going 27-17 (.614) in the three seasons prior. The Hilltoppers are 575-162 all-time at Diddle Arena for a .780 winning percentage.
- The Hilltoppers have won 11 straight nonconference home games dating back to a loss to fourth-ranked Louisville on Dec. 20, 2014.
- The Hilltoppers have drawn at least 4,149 fans in each of their first two home games. They drew a larger crowd just three times all of last season.
- The Hilltoppers started guards Junior Lomomba, Pancake Thomas and Que Johnson alongside forwards Justin Johnson and Ben Lawson in each of their first three games.
- WKU ranks seventh in the country in 3-point percentage (.462) and 54th in free-throw percentage (.759).
- WKU has made at least one 3-pointer in 909 consecutive games, dating back to March 15, 1987. The 3-point shot was instituted prior to the 1986-87 season.
- Junior Justin Johnson has made 5 of 8 shots from 3-point range in his last two games after netting just one 3-pointer over his first two seasons.
- Graduate senior Pancake Thomas has scored 31 of his 37 total points through three games this season in the second half.
- Pancake Thomas and graduate senior Junior Lomomba are a combined 25 of 26 from the free-throw line. WKU's guards are a combined 30 of 33 (.909) from the charity stripe.
- Pancake Thomas played in his 100th career game at Belmont. Junior Lomomba (94) and graduate senior Que Johnson (96) are also nearing the 100-game milestone.

- Justin Johnson needs 301 points this season to become the 49th player in Hilltopper Basketball history to score 1,000 career points.
- Graduate senior Que Johnson needs 121 points to reach 1,000 for his career across his time at Washington State and WKU. Pancake Thomas needs 226 points to reach 1,000 for his career across his time at New Mexico, Hartford and WKU.
- Senior Ben Lawson ranks fifth in WKU history with 134 career blocked shots. His 66 blocks in 2015-16 were the seventh-most in a season in Hilltopper history. Lawson joins Jeremy Evans, Elgrace Wilborn and Chris Marcus as Hilltoppers with at least 50 blocks in multiple seasons.
- Head coach Rick Stansbury needs five more wins to reach 300 victories for his career.
- Rick Stansbury is the first Hilltopper coach to start his first season 2-0 since Murray Arnold in the 1986-87 campaign, and just the third since 1922, joining Arnold and E.A. Diddle.

PROMOTIONS

WKU Faculty/Staff Night: Faculty/staff receive two complimentary reserved seat tickets for the game at the WKU Box Office in Diddle Arena prior to gameday. Must show valid WKU ID. Offer not valid on gameday.

Mister B's Weekday Two-Pack: Two tickets to the game and a small pizza for \$25. Offer valid online and at the Diddle Box Office (while supplies last).

Big Red's Rascals Night: All members of Big Red's Rascals will receive a complimentary reserved ticket for them and a friend to the game, and all other friends and family may purchase additional tickets for just \$5 apiece.



@WKUBasketball /WKUBasketball

@wkubasketball WKUSports

WKUSports.com

WKU (2-1) VS. NORTH CAROLINA A&T (1-2)

Tuesday, Nov. 22 | 7 p.m. (CT) | Bowling Green, Ky.
E.A. Diddle Arena (7,326)

LISTEN Hilltopper IMG Sports Network, TuneIn

• Randy Lee (pxp), Hal Schmitt (analysis)

WATCH Fox College Sports, WKU PBS, WBNA

• radio simulcast

NOVEMBER (2-1)

1	Campbellsville (Ky.) (Exh.)	W, 87-79
5	Kentucky Wesleyan (Exh.)	W, 103-97 (2OT)
12	(1) Alabama State	W, 79-66
16	(1) Jacksonville State	W, 74-67
19	at Belmont	L, 90-69
22	North Carolina A&T	7 p.m.
25	(2) vs. Washington	7 p.m.
26	(2) vs. TCU/UNLV	TBD
30	at Eastern Kentucky	7 p.m.

DECEMBER (0-0)

3	at Missouri	2 p.m.
11	at Indiana State	3:30 p.m.
14	at Saint Mary's	9 p.m.
17	at Detroit Mercy	1 p.m.
21	Ohio	8 p.m.
28	Austin Peay	7 p.m.
31	at Florida Atlantic*	Noon

JANUARY (0-0)

2	at FIU*	6 p.m.
5	Charlotte*	7 p.m.
7	Old Dominion*	5 p.m.
12	at UAB*	7 p.m.
14	at Middle Tennessee*	7 p.m.
21	at Marshall*	5 p.m.
26	UTEP*	7 p.m.
28	UTSA*	3 p.m.

FEBRUARY (0-0)

2	at LA Tech*	7 p.m.
4	at Southern Miss*	4 p.m.
11	Marshall*	5 p.m.
16	Middle Tennessee*	8 p.m.
19	UAB*	1 p.m.
23	at Charlotte*	6 p.m.
25	at Old Dominion*	6 p.m.

MARCH (0-0)

2	North Texas*	7 p.m.
4	Rice*	7 p.m.
8-11	(3) vs. Conference USA Tournament	TBD
	(4) vs. NCAA Tournament	TBD

All times (CT) and subject to change

(*) Conference USA Game

(1) 2016 Global Sports Classic (campus sites)

(2) 2016 Global Sports Classic (Las Vegas, Nev.)

(3) Conference USA Tournament (BJCC, Birmingham, Ala.)

(4) Various Locations

HILLTOPPER

BASKETBALL

2016-17 GAME NOTES

MEDIA CONTACT: Zach Greenwell, Associate Director of Media Relations • zachary.greenwell@wku.edu • (270) 668-4716

SECONDARY CONTACT: Lance Dozier, Media Relations Assistant • lance.dozier962@topper.wku.edu • (507) 993-1898

THE TIP-OFF

WKU Hilltopper Basketball returns home after its first road trip to host North Carolina A&T at 7 p.m. CT Tuesday in the 34th Annual BB&T Classic at E.A. Diddle Arena. The Hilltoppers (2-1) are coming off a 90-69 loss at Belmont in the first road game under first-year head coach Rick Stansbury. Belmont made 16 3-pointers to run past the Hilltoppers, who led by 11 at one point in the first half.

North Carolina A&T has lost two games in a row to East Carolina and Grambling State after opening the season with a victory over Greensboro College. The Aggies (1-2) are led by junior forward Davaris McGowens, who averages 15 points and 8.3 rebounds per game. This is the first time WKU has ever faced North Carolina A&T. Stansbury is 1-0 all-time against the Aggies.

QUICK SHOTS

- After Tuesday's game, WKU will not play at home for almost a full calendar month. The Hilltoppers play seven straight games on the road or at neutral sites before returning to host Ohio on Dec. 21.
- WKU is 51-15 (.773) at E.A. Diddle Arena over the last four-plus seasons after going 27-17 (.614) in the three seasons prior. The Hilltoppers are 575-162 all-time at Diddle Arena for a .780 winning percentage.
- The Hilltoppers have won 11 straight nonconference home games dating back to a loss to fourth-ranked Louisville on Dec. 20, 2014.
- The Hilltoppers have drawn at least 4,149 fans in each of their first two home games. They drew a larger crowd just three times all of last season.
- The Hilltoppers started guards Junior Lomomba, Pancake Thomas and Que Johnson alongside forwards Justin Johnson and Ben Lawson in each of their first three games.
- WKU ranks seventh in the country in 3-point percentage (.462) and 54th in free-throw percentage (.759).
- WKU has made at least one 3-pointer in 909 consecutive games, dating back to March 15, 1987. The 3-point shot was instituted prior to the 1986-87 season.
- Junior Justin Johnson has made 5 of 8 shots from 3-point range in his last two games after netting just one 3-pointer over his first two seasons.
- Graduate senior Pancake Thomas has scored 31 of his 37 total points through three games this season in the second half.
- Pancake Thomas and graduate senior Junior Lomomba are a combined 25 of 26 from the free-throw line. WKU's guards are a combined 30 of 33 (.909) from the charity stripe.
- Pancake Thomas played in his 100th career game at Belmont. Junior Lomomba (94) and graduate senior Que Johnson (96) are also nearing the 100-game milestone.
- Justin Johnson needs 301 points this season to become the 49th player in Hilltopper Basketball history to score 1,000 career points.
- Graduate senior Que Johnson needs 121 points to reach 1,000 for his career across his time at Washington State and WKU. Pancake Thomas needs 226 points to reach 1,000 for his career across his time at New Mexico, Hartford and WKU.
- Senior Ben Lawson ranks fifth in WKU history with 134 career blocked shots. His 66 blocks in 2015-16 were the seventh-most in a season in Hilltopper history. Lawson joins Jeremy Evans, Elgrace Wilborn and Chris Marcus as Hilltoppers with at least 50 blocks in multiple seasons.
- Head coach Rick Stansbury needs five more wins to reach 300 victories for his career.
- Rick Stansbury is the first Hilltopper coach to start his first season 2-0 since Murray Arnold in the 1986-87 campaign, and just the third since 1922, joining Arnold and E.A. Diddle.

LAST GAME AGAINST NORTH CAROLINA A&T: First meeting.

WKU HILLTOPPERS

Record	2-1 (0-0 C-USA)
Ranking	NR
NCAA RPI	N/A
Last Game	L, 90-69 at Belmont
Head Coach	Rick Stansbury
Career Record	295-167 (15th season)
Record at School	2-1 (First season)
Leading Scorer	Q. Johnson (14.7 ppg)
Leading Rebounder	J. Johnson (8.7 rpg)
Leading Assists	J. Lomomba (5.0 apg)

NORTH CAROLINA A&T AGGIES

Record	1-2 (0-0 OVC)
Ranking	NR
NCAA RPI	N/A
Last Game	L, 59-55 at Grambling State
Head Coach	Jay Joyner
Career Record	67-30 (Fifth season)
Record at School	6-7 (Second season)
Leading Scorer	D. McGowens (15.0 ppg)
Leading Rebounder	D. McGowens (8.3 rpg)
Leading Assists	E. Gonzalez (4.7 apg)

WORKING CREDENTIALS: To request credentials, please contact Zach Greenwell, Associate Director of Media Relations, or Lance Dozier, WKU Media Relations Assistant. All requests should be made as early as possible and should be limited to working press only. Space on the E.A. Diddle Arena press row is limited, and a media/photo work room is available on the ground level just off the arena floor for credentialed media members.

Credentials will be screened and issued on a priority basis, with national publications, daily newspapers, wire services, originating radio and television networks, television tape crews and student newspapers from WKU and the visiting school receiving top priority. Requests from weekly newspapers, internet publications and radio stations that cover WKU and the visiting team will be honored on a space-available basis. Requests for credentials will be reviewed on a case-by-case, year-by-year basis.

The Athletic Communications/Media Relations office has the final authority on whether any individuals from any organization will be issued media credentials. Space will also be made available to professional scouts. Complimentary tickets are not provided to media. Spouses, dates, equipment carriers and non-working members of the media are restricted from press row, sidelines and interview areas.

MEDIA WILL CALL: Credentials may be picked up on gameday at Media Will Call at Entrance 2 of E.A. Diddle Arena. Please be mindful that parking is done by a list and parking passes will not be issued, so please request parking at the same time.

PHOTOGRAPHERS: Credentials for photographers will be issued on the basis of circulation, with priority granted to agencies covering the participating schools on a regular basis. Credentials will not be issued to freelance photographers unless they are employed by a reputable publication or the media relations office of the participating schools. Per NCAA rule, images or likeness of current student-athletes may not be sold, distributed or used for commercial purposes.

RADIO COVERAGE: Radio broadcast permission must be obtained in advance, along with press row reservations, from Zach Greenwell. WKU maintains

courtesy phone lines for schools who can provide reciprocal arrangements for the Hilltopper IMG Sports Network. Other arrangements for installation of broadcast lines, including ISDN lines, should be made well in advance with Greenwell and WKU Telecommunications.

BASELINE AREAS: Access to the baselines is reserved for photographers/videographers. When on the baselines, media must remain outside the team bench areas. This includes during pregame activities. With rare exceptions, a seat on press row will not be issued to media members shooting from the baselines, since a media/photo work room is easily accessible.

RECRUITS: Per NCAA rule, media are not permitted to have contact with a prospect or family members of a prospect during their visit (official or unofficial) to campus, including prospects in attendance at practice or games. Contact includes in-person conversations, phone calls, text messages, emails, social media, etc. Media are also asked to make every effort to keep distance from prospects on campus, including at practice, during pre-game activities on the sidelines and in the stands.

GAMEDAY SERVICES: Members of the media covering the game will be provided with pregame notes for both teams, a media guide and a flipcard. Statistics will be handed out at each media timeout, and a running play-by-play will also be provided following the game. WKU offers live stats for media members through StatBroadcast. Approximately 15 minutes following the completion of the game, a final statistical book will be available. The first run of books will be given directly to the visiting SID to allow for easy departure.

POSTGAME INTERVIEWS: For home games, head coach Rick Stansbury and select players will hold a postgame news conference with the media in the Paul Just Media Center at E.A. Diddle Arena. WKU Athletic Communications/Media Relations representatives will be available to assist in postgame interviews. Interviews with the visiting team can be coordinated with the visiting SID, unless it is predetermined that the visiting team will also come to the media room.

WEEKLY PRESS CONFERENCE: Head coach Rick Stansbury holds a press conference for credentialed media during the week when the team schedule allows, usually on a weekly basis. Select players may also be available at the weekly press conference.

CURRENT WKU STREAKS	
All Games	L1
Last Win: 11/16/16 vs. Jacksonville State	
At E.A. Diddle Arena	W5
Last Loss: 02/18/16 vs. Old Dominion	
On the Road	L2
Last Win: 02/25/16 at Middle Tennessee	
Neutral Sites	L1
Last Win: 03/10/16 vs. UAB	
vs. Ranked Opponents	L2
Last Win: 01/10/15 vs. #25 Old Dominion	
Nonconference (Home)	W11
Last Loss: 12/20/14 vs. #4 Louisville	
Nonconference (Road/Neutral)	L2
Last Win: 03/10/16 vs. UAB	
Conference USA	W2
Last Loss: 02/27/16 at UAB	
Conference USA (Home)	W3
Last Loss: 02/18/16 vs. Old Dominion	
Conference USA (Road)	L1
Last Win: 02/25/16 at Middle Tennessee	
Games Allowing 75 or Fewer Points	0
Last Miss: 11/19/16 at Belmont (90)	
Games with a 15-Point Scorer	10
Last Miss: 02/20/16 vs. Charlotte	
Games with an Even/Pos. Assist-to-TO Ratio	0
Last Miss: 11/19/16 at Belmont	
Games with a 3-Point FG	909
Last Miss: 03/13/87 vs. West Virginia	
When Scoring 80+ Points	W3
Last Loss: 02/13/16 vs. Marshall (93, OT)	
When Scoring 90+ Points	W1
Last Loss: 02/13/16 vs. Marshall (93, OT)	
When Scoring 100+ Points	W4
Last Loss: 01/29/04 vs. La.-Lafayette (110-102)	

2016-17 C-USA STANDINGS

	[---C-USA---]		[--Overall--]	
	W-L	PCT	W-L	PCT
1. Charlotte	0-0	.000	3-0	1.000
Marshall	0-0	.000	3-0	1.000
Old Dominion	0-0	.000	2-0	1.000
4. Middle Tenn.	0-0	.000	2-1	.667
Rice	0-0	.000	2-1	.667
Southern Miss	0-0	.000	2-1	.667
UAB	0-0	.000	2-1	.667
WKU	0-0	.000	2-1	.667
9. UTEP	0-0	.000	2-2	.500
10. LA Tech	0-0	.000	1-2	.333
North Texas	0-0	.000	1-2	.333
12. Florida Atlantic	0-0	.000	1-3	.250
UTSA	0-0	.000	1-3	.250
14. FIU	0-0	.000	1-4	.200

2016-17 C-USA PRESEASON

ALL-CONFERENCE USA TEAM

Erik McCree, LA Tech (Senior, F)
 Jon Elmore, Marshall (Junior, G)
 Ryan Taylor, Marshall (Senior, F)
 Giddy Potts, Middle Tennessee (Junior, G)
 Reggie Upshaw Jr., Middle Tennessee (Senior, F)
 Jeremy Combs, North Texas (Junior, F)
 Marcus Evans, Rice (Sophomore, G)
 Chris Cokley, UAB (Junior, F)
 William Lee, UAB (Junior, F)
Justin Johnson, WKU (Junior, F)

COACHES POLL (first-place votes)

1. UAB (10)	5. ODU	9. Rice	13. USM
2. MT (4)	6. UTEP	10. North Texas	14. UTSA
3. WKU	7. LA Tech	11. FIU	
4. Marshall	8. Charlotte	12. Florida Atlantic	

WKU IN 2016-17 C-USA STATISTICS

CATEGORY	TEAM	PLAYERS
Scoring Offense	8th (74.0)	Q. Johnson (13th, 14.7)
Scoring Defense	12th (74.3)	--
Scoring Margin	11th (-0.3)	--
Free Throw %	5th (.759)	Thomas (t-1st, 1.000)
Field Goal %	7th (.461)	Q. Johnson (13th, .486)
FG% Defense	9th (.443)	--
3-Point FG %	1st (.462)	Thomas (7th, .467)
3-Pt. FG% Defense	11th (.388)	--
Reb. Offense	9th (37.0)	J. Johnson (5th, 8.7)
Reb. Defense	8th (34.7)	--
Reb. Margin	8th (+2.3)	--
Blocked Shots	7th (4.0)	Lawson (t-4th, 2.0)
Assists	12th (10.3)	Lomomba (t-5th, 5.0)
Steals	12th (4.0)	Q. Johnson (t-8th, 1.7)
TO Margin	10th (-3.3)	--
A/TO Ratio	10th (0.72)	Lomomba (13th, 1.5)
Offensive Rebs.	13th (8.0)	Waters (t-12th, 2.3)
Defensive Rebs.	4th (29.0)	J. Johnson (2nd, 7.0)
3-Point FG Made	4th (8.0)	Q. Johnson (t-13th, 2.3)
Minutes Played	--	Thomas (2nd, 35.7)

TEAM ROSTER

NO	NAME	POS	HT	WT	YR	EXP	HOMETOWN (PREVIOUS SCHOOL)
00	Jabari McGhee	F	6-7	205	r-So.	TR	Albany, Ga. (Univ. of Tennessee)
1	Tobias Howard	G	6-2	185	Fr.	HS	Lithonia, Ga. (DME Academy)
3	Damari Parris	G	6-0	160	Fr.	HS	Bowie, Md. (Evelyn Mack Academy)
5	Junior Lomomba	G	6-5	205	r-Sr.	TR	Montreal, Quebec (Providence)
12	Pancake Thomas	G	6-4	195	r-Sr.	FR	Baton Rouge, La. (Hartford)
14	Ben Lawson	F	7-1	235	Sr.	3L	Hitchin, England (Oaklands College)
15	Tyler Miller	G	6-4	185	Jr.	TR	Louisville, Ky. (Marshalltown Community College)
21	Marko Stajkovski	G	6-7	195	Fr.	HS	Novi Sad, Serbia (E-Gimnazija Novi Sad)
23	Justin Johnson	F	6-7	240	Jr.	2L	Hazard, Ky. (Perry County Central HS)
24	Willie Carmichael	F	6-8	210	r-So.	TR	Apopka, Fla. (Univ. of Tennessee)
32	Que Johnson	G	6-6	205	r-Sr.	TR	Pontiac, Mich. (Washington State)
42	Anton Waters	F	6-7	245	Sr.	1L	Baltimore, Md. (Gulf Coast State College)
43	Marty Leahy	G	6-5	210	Fr.	HS	Brisbane, Australia (Ipswich Grammar)
	Lamonte Bearden	G	6-3	160	Jr.	TR	Milwaukee, Wis. (University at Buffalo)

PRONUNCIATION GUIDE

NAME	PRONUNCIATION
Lamonte Bearden	luh-MAHN-tay
Marty Leahy	LAY
Junior Lomomba	luh-MOM-buh
Jabari McGhee	juh-BAR-ee
Damari Parris	duh-MAR-ee
Marko Stajkovski	sty-CAHV-ski
Shammond Williams	shuh-MOND
Quannas White	kuh-WAHN-us

COACHING AND SUPPORT STAFF

POSITION	NAME	ALMA MATER (YEAR)	YEAR IN ROLE
Head Coach	Rick Stansbury	Campbellsville (1981)	First Season
Assistant Coach	Chris Cheeks	VCU (1990)	First Season
Assistant Coach	Shammond Williams	North Carolina (1998)	First Season
Assistant Coach	Quannas White	Oklahoma (2003)	First Season
Director of Basketball Operations	Talvis Franklin	Mississippi State (2007)	First Season
Associate Director of Basketball Ops	Martin Cross	WKU (2015)	First Season
Video Coordinator	Mark Martin	Texas A&M (2012)	First Season
Academic Coordinator	William Monts	Clemson (2006)	First Season
Graduate Assistant Manager	Ben Hansbrough	Notre Dame (2011)	First Season
Strength and Conditioning Coach	Duane Hall	WKU (1996)	Third Season
Athletic Trainer	Mike Gaddie	Murray State (1992)	17th Season
Program Manager	Erien Watson	Mississippi State (2009)	First Season



Head Coach
Rick Stansbury



Assistant Coach
Chris Cheeks




Assistant Coach
Shammond Williams




Assistant Coach
Quannas White



Director of Ops
Talvis Franklin



Assoc. Dir. of Ops
Martin Cross



Video Coordinator
Mark Martin




Academic Coord.
William Monts



Grad. Ast. Manager
Ben Hansbrough



Strength Coach
Duane Hall



Athletic Trainer
Mike Gaddie



Program Manager
Erien Watson

THE LAST TIME OUT

NASHVILLE, Tenn. (AP) — Evan Bradds scored 26 points and grabbed 14 rebounds to lead Belmont to a 90-69 win over WKU on Saturday night. Bradds was 12 of 17 from the field for the Bruins (1-1) and had four assists. Nick Smith added 18 points and Austin Luke had 16 points with nine assists and four rebounds. The team averaged 58 percent from the field and 50 percent from the free throw line. Justin Johnson scored 17 points with nine rebounds and was 7 of 11 from the field for the Hilltoppers (2-1). Que Johnson added 14 points.

NOTES ON THE PROGRAM

WKU PICKS UP THREE PIECES IN TOP-25 SIGNING CLASS

The Hilltoppers added three standout prospects during the early signing period, giving WKU a consensus top-15 signing class. WKU received national letters of intent from five-star center Mitchell Robinson, four-star guard Josh Anderson and three-star guard Taveion Hollingsworth. The newest Hilltoppers give WKU its first top-25 signing class in the modern era. With the trio, the Hilltoppers' haul is currently ranked seventh by Rivals, 10th by Scout, and 12th by 247Sports.

TOPS SIGN ELITE BIG MAN ROBINSON

WKU put the cherry on top of its early signing haul with the signing of five-star prospect Mitchell Robinson (7-0, Center). Robinson, out of Chalmette (La.) High School, is far and away the highest-ranked signee for the Hilltoppers since the beginning of the modern recruiting services. The big man is a consensus five-star recruit across all outlets and is ranked as the No. 4 prospect nationally in the 2017 class by 247Sports and No. 6 by both Rivals and Scout. Robinson is also the highest-ranked recruit ever signed by head coach Rick Stansbury, who produced five top-20 signing classes in a nine-year stretch during his 14-year tenure at the helm at Mississippi State. Robinson heads to WKU with a reputation as a defensive force. He averaged 20.9 points, 13.6 rebounds, 8.1 blocks and 2.0 steals per game last season as a junior for Chalmette High School while shooting 69 percent from the floor.

HILLTOPPERS LAND FOUR-STAR GUARD ANDERSON

The Hilltoppers added to their 2017 recruiting haul with the signing of four-star prospect Josh Anderson (6-4, Guard) to a national letter of intent in the 2017 recruiting class. Anderson, out of Madison Prep Academy in Baton Rouge, La., is a consensus four-star recruit across all outlets and is ranked as the No. 43 player nationally in the 2017 class by Rivals, No. 50 by Scout and No. 52 by 247Sports. Anderson helped Madison Prep to its third state championship in four years last season. He averaged 18.1 points, 5.8 assists and 4.6 rebounds per game as a junior as Madison Prep won its second straight title and appeared in its third straight state championship game.

WKU ADDS BLUEGRASS-BORN HOLLINGSWORTH

The Hilltoppers hauled in their first piece in the 2017 recruiting class in the early signing period with the addition of three-star prospect Taveion Hollingsworth (6-2, Guard) via national letter of intent. Hollingsworth, an in-state product out of Paul Laurence Dunbar High School in Lexington, is a consensus three-star recruit across all outlets and is a front-runner for Kentucky's 2017 Mr. Basketball award. A proven winner with Bluegrass roots, Hollingsworth was named the KHSAA Sweet 16 MVP last year while leading Dunbar to a 33-6 record and its first state title.

NEW-LOOK ROSTER

WKU's 2016-17 roster, which has nine newcomers, represents seven states — Florida, Georgia, Kentucky, Louisiana, Maryland, Michigan and Wisconsin — as well as four other countries — Australia, Canada, England and Serbia. With many new faces on the roster, WKU returns 31 percent of its scoring, 39 percent of its rebounding and 14 percent of its assists from the 2015-16 campaign.

POSTSEASON PLAY

WKU has advanced to the semifinals of its league tournament in 11 of the last 12 seasons, including a run to the 2016 Conference USA Tournament semifinals. The team is 21-5 with four championships in the last nine conference tournaments overall. WKU's 23 NCAA Tournament appearances are six more than the next closest Conference USA school (UTEP, 17), and one more than the eight league schools with the fewest appearances combined (LA Tech, 5; Marshall, 5; Rice, 4; North Texas, 3; Southern Miss, 3; FIU, 1; Florida Atlantic, 1; UTSA, 0).

PROGRAM PRESTIGE

Entering 2016-17, WKU ranks third in NCAA history in regular-season league titles (42), ninth in all-time winning percentage (.663) and is tied for 16th in all-time victories (1,737). WKU, Middle Tennessee and LA Tech are the only schools in Conference USA to win 20 or more games in at least three of the last four seasons. WKU's 43 20-win seasons are the seventh-most in NCAA history.

FRIENDLY CONFINES

WKU is 51-15 (.773) at E.A. Diddle Arena over the last four-plus seasons after going 27-17 (.614) in the three seasons prior. The Hilltoppers are 575-162 all-time at Diddle Arena for a .780 winning percentage.

CONFERENCE USA PRESEASON

Justin Johnson was named to the 2016-17 Conference USA Men's Basketball Preseason All-Conference Team, while WKU was picked to finish third in the league. Johnson, a 6-foot-7 junior forward from Hazard, Ky., is WKU's first preseason all-conference selection since George Fant and T.J. Price both made the list in the Hilltoppers' inaugural season in C-USA in 2014-15. Third is the highest the Hilltoppers have been picked to finish as a team since they joined C-USA, and it's their highest projection overall since being tabbed to win the Sun Belt Conference before the 2013-14 campaign.

NOTES ON THE HILLTOPPERS

JUNIOR LOMOMBA

Graduate senior Junior Lomomba continued to settle into his new role as a point guard with a career-high seven assists in WKU's victory over Jacksonville State. Lomomba's 29 points in the preseason win over Kentucky Wesleyan were the most by a Hilltopper in an exhibition since Juan Pattillo scored 31 against Campbellsville on Nov. 5, 2010.

ANTON WATERS

With depth sorely needed in the post, senior forward Anton Waters has stepped up for the Hilltoppers. Waters set a new career high with eight rebounds in the opening victory over Alabama State, then matched that effort on the boards against Jacksonville State. He's averaging eight points and seven rebounds per outing.

JUSTIN JOHNSON

Junior forward Justin Johnson led WKU with 14.9 points per game and 7.9 rebounds per game in 2015-16, becoming the first Hilltopper to lead the team in both categories since Derrick Gordon in 2011-12. Johnson shot 60.2 percent from the field last season, ranking second in Conference USA and 20th in the nation. He also ranked 14th in C-USA in scoring and sixth in rebounding. Johnson's 507 points last season were the seventh-most by a sophomore in WKU history, and the 41st 500-point season overall by a Hilltopper. He needs 318 points to reach 1,000 for his career.

BEN LAWSON

Senior forward Ben Lawson ranks fifth in WKU history with 134 career blocked shots. His 66 blocks in 2015-16 were the seventh-most in a season in Hilltopper history. Lawson joins Jeremy Evans, Elgrace Wilborn and Chris Marcus as Hilltoppers with at least 50 blocks in multiple seasons.

GRADUATE TRANSFERS

On a team in need of backcourt help, graduate transfer guards Que Johnson (Washington State), Junior Lomomba (Providence) and Pancake Thomas (Hartford) will provide valuable experience this year. The trio had played in 281 combined games and scored a combined 1,954 points over their college careers, while Lomomba helped the Friars to the NCAA Tournament the last two seasons. Thomas reached the NCAA Tournament in his first two seasons at New Mexico before transferring to Hartford.

TENNESSEE TRANSFERS

WKU adds the services of two transfers from the University of Tennessee, forwards Willie Carmichael and Jabari McGhee. Carmichael, who played in all 32 UT games as a freshman in 2014-15 and averaged three points and 2.3 rebounds in 14.8 minutes per game, will be eligible to start the 2016-17 season. McGhee will be eligible midway through the season.

LAMONTE BEARDEN

Buffalo transfer guard Lamonte Bearden will sit out this season, but he also offers WKU postseason experience. Bearden was a starter on the Bulls' NCAA Tournament teams the last two seasons.

NOTES ON THE COACHING STAFF

STANSBURY BACK AT THE HELM

Among the 40-plus Division I men's basketball coaching hires over the offseason, Rick Stansbury ranked fifth with 293 career Division I wins. Among those new Division I hires across the country, Stansbury was also tied for fifth in NCAA Tournament appearances with six. Among the new Division I hires with 10-plus years of head coaching experience at the D-I level, Stansbury's .638 career winning percentage ranked third. His percentage of seasons with an NCAA Tournament bid (.429) also ranked third on that list.

HOME-COURT ADVANTAGE

Stansbury's teams have been outstanding on their own turf, boasting a winning percentage at home of better than 80 percent during his 14 seasons at the helm at Mississippi State.

TOURNAMENT TIME

In Stansbury's 30 previous seasons as a head coach or assistant coach, his teams have gone to the postseason 18 times, with top-five seeds in the NCAA Tournament six times. The Bulldogs reached the postseason 11 times in Stansbury's 14 seasons as a head coach at Mississippi State.

CHAMPIONSHIP MINDSET

During Stansbury's final 10 years leading Mississippi State, only Kentucky won more SEC championships than his eight, and over his entire 14-year run at the helm, only Kentucky and Florida won more games. His 293 career victories are the 10th-most in SEC history.

ACADEMIC SUCCESS

During Stansbury's time as a head coach at Mississippi State, only Vanderbilt had a higher graduation rate in the SEC, and the Bulldogs were third in the SEC with 41 academic honorees in 14 years.

FILLING THE STANDS

Of the top 30 games for attendance in MSU history, 26 came during Stansbury's run as head coach, including all of the top 10.

FAMILY TRADITION

Stansbury's connection to The Hill goes back well before his hiring as head coach to his great uncle, Edgar B. Stansbury, a 1994 WKU Athletics Hall of Famer as a three-sport athlete (baseball, basketball, football), football assistant coach under W.L. "Gander" Terry, and Director of Athletics in 1946 after serving his country in World War II. The concourse inside E.A. Diddle Arena is named in E.B. Stansbury's honor.

ASSISTANTS' WINNING PEDIGREE

WKU's three assistants – Chris Cheeks (VCU), Shammond Williams (North Carolina) and Quannas White (Oklahoma) – reached a combined four Final Fours and scored 3,286 career points between them at the Division I level as players.

NOTES ON THE SCHEDULE

CONFERENCE USA SLATE

Home games against six of the top seven finishers in C-USA last season highlight the conference slate. The Hilltoppers will play home-and-home series with four of the top five finishers in C-USA last season – UAB, Middle Tennessee, Old Dominion and Marshall. The 18-game conference slate also includes a home-and-home series with Charlotte and single games against the other eight teams in the league.

NONCONFERENCE SCHEDULE

WKU welcomes Austin Peay, Ohio, North Carolina A&T, Alabama State and Jacksonville State to E.A. Diddle Arena in nonconference contests as the program enters a new era under Rick Stansbury. The Hilltoppers will be well-tested on the road with trips to regional rivals Belmont, Eastern Kentucky and Indiana State, as well as Saint Mary's (Calif.), Detroit and SEC foe Missouri. They will also play two games in the Global Sports Classic in Las Vegas, starting against Washington on the day after Thanksgiving. The Hilltoppers will then square off with either UNLV or TCU.

NUMBERS OF NOTE

WINS AGAINST RANKED TEAMS SINCE 1985-86

WKU has notched 11 wins against ranked opponents since the 1985-86 season, with three at E.A. Diddle Arena, three on the road and five at neutral sites.

WKU's Wins Against Ranked Opponents since 1985-86

- 12/07/85: (W) 71-58 vs. #19 Auburn at E.A. Diddle Arena
- 01/16/86: (W) 75-72 (OT) at #12 UAB
- 01/25/86: (W) 81-75 vs. #18 UAB at E.A. Diddle Arena
- 02/16/93: (W) 78-77 at #22 Louisville
- 03/08/93: (W) 72-63 vs. #13 New Orleans in SBC Tourn. in Biloxi, Miss.
- 03/20/93: (W) 72-68 vs. #6 Seton Hall in NCAA Tourn. in Orlando, Fla.
- 11/15/01: (W) 64-52 at #4 Kentucky
- 03/21/08: (W) 101-99 (OT) vs. #14 Drake in NCAA Tourn. in Tampa, Fla.
- 11/30/08: (W) 68-54 vs. #3 Louisville in Nashville, Tenn.
- 12/11/09: (W) 76-69 vs. #24 Vanderbilt in Nashville, Tenn.
- 01/10/15: (W) 72-65 vs. #25 Old Dominion at E.A. Diddle Arena

TOP E.A. DIDDLE ARENA ATTENDANCES SINCE 2002-03

Since the 2002-03 season, after E.A. Diddle Arena underwent its renovation to its current capacity of 7,326, the Hilltoppers have played in front of 16 home crowds of at least 7,000 people. A standing room only crowd of 7,598 was on-hand on Dec. 20, 2014, to see WKU face No. 4 Louisville, which became the largest non-conference crowd since the renovation, and 7,119 were at E.A. Diddle Arena for Senior Night on Feb. 28, 2015.

Games of At Least 7,000 at E.A. Diddle Arena since Capacity Went to 7,326

1. 8,118 - 03/11/03 - W, 64-52 vs. Middle Tennessee - SBC Tournament
2. 7,718 - 02/21/08 - L, 69-64 vs. South Alabama
3. 7,598 - 12/20/14 - L, 76-67 vs. #4 Louisville
4. 7,523 - 12/30/13 - L, 79-74 vs. Ole Miss
5. 7,412 - 03/01/03 - W, 89-75 vs. Middle Tennessee
6. 7,336 - 11/26/05 - L, 69-65 vs. Georgia
7. 7,328 - 11/29/03 - L, 81-75 vs. Mississippi State
8. 7,326 - 01/26/06 - W, 94-81 vs. Louisiana-Lafayette
7,326 - 02/18/06 - W, 79-58 vs. Northern Arizona
7,326 - 02/25/06 - W, 80-65 vs. FIU
7,326 - 12/22/10 - L, 114-82 vs. #25 Louisville
7,326 - 02/25/12 - W, 73-67 vs. Middle Tennessee
7,326 - 03/02/13 - L, 70-62 vs. Middle Tennessee
14. 7,119 - 02/28/15 - W, 77-61 vs. FIU
15. 7,117 - 02/21/09 - W, 79-66 vs. FIU
16. 7,089 - 12/09/06 - L, 75-70 vs. Southern Illinois
17. 7,086 - 12/02/08 - W, 67-63 vs. Georgia

CONFERENCE STARTS OF AT LEAST 5-0

WKU has started at least 5-0 in conference play 12 times, including 2014-15, and just three times since 1970. WKU began the 2014-15 Conference USA season 7-0 before losing at LA Tech on Jan. 29, its best conference start since 1969-70.

Best Starts to Conference Play

1. 14-0 - 1969-70 Ohio Valley Conference*
- 14-0 - 1965-66 Ohio Valley Conference*
3. 11-0 - 1966-67 Ohio Valley Conference
4. 8-0 - 1949-50 Ohio Valley Conference*
- 8-0 - 1951-52 Ohio Valley Conference
6. 7-0 - 1956-57 Ohio Valley Conference
- 7-0 - 1960-61 Ohio Valley Conference
- 7-0 - 2014-15 Conference USA**
9. 6-0 - 1953-54 Ohio Valley Conference
10. 5-0 - 1952-53 Ohio Valley Conference
- 5-0 - 1979-80 Ohio Valley Conference
- 5-0 - 1992-93 Sun Belt Conference

(*) finished undefeated

MISCELLANEOUS STATS

10+ POINT GAMES

	2016-17	CAREER (WKU)
Que Johnson	3	3
Justin Johnson	2	32
Pancake Thomas	2	2
Junior Lomomba	1	1
Ben Lawson	0	10
Anton Waters	0	3

20+ POINT GAMES

Justin Johnson	0	7
----------------	---	---

10+ REBOUND GAMES

Justin Johnson	1	11
Ben Lawson	0	3

DOUBLE-DOUBLES

Justin Johnson	1	11
----------------	---	----

GAMES LED WKU IN SCORING

Justin Johnson	2	16
Que Johnson	1	1

GAMES LED WKU IN REBOUNDING

Justin Johnson	2	26
Que Johnson	1	1
Ben Lawson	0	6
Anton Waters	0	2

GAMES LED WKU IN ASSISTS

Junior Lomomba	2	2
Pancake Thomas	1	1
Justin Johnson	0	3
Ben Lawson	0	1

GAMES LED WKU IN BLOCKED SHOTS

Ben Lawson	3	52
Justin Johnson	1	13
Anton Waters	1	6
Que Johnson	1	1

GAMES LED WKU IN STEALS

Que Johnson	2	2
Pancake Thomas	1	1
Justin Johnson	0	11
Ben Lawson	0	8
Anton Waters	0	1

WKU BY SITUATION

CATEGORY	2013-14	2014-15	2015-16	2016-17	ALL
All games	20-12	20-12	18-16	2-1	60-41
Conference games	12-6	12-6	8-10	0-0	32-22
Nonconference games	8-6	8-6	10-6	2-1	28-19
Home	13-4	13-3	12-4	2-0	40-11
Away	7-7	5-8	3-9	0-1	15-25
Neutral site	0-1	2-1	3-3	0-0	5-5
Televised games	16-10	17-10	13-14	1-0	47-34
vs. Ranked opponents	0-2	1-1	0-2	0-0	1-5
vs. Unranked opponents	20-10	19-11	18-14	2-1	59-36
Winning the tip	8-3	8-6	12-7	2-1	30-17
Losing the tip	12-9	12-6	6-9	0-0	30-24
Scoring first	12-4	10-8	15-10	1-1	38-23
Opponent scores first	8-8	10-4	3-6	1-0	22-18
Leading at halftime	15-2	14-2	14-5	1-0	44-9
Trailing at halftime	4-10	3-9	4-10	0-1	11-30
Tied at halftime	1-0	3-1	0-1	1-0	5-2
Leading with 5:00 to play	14-2	15-2	17-6	2-0	48-10
Trailing with 5:00 to play	6-10	2-10	1-10	0-1	9-31
Tied with 5:00 to play	0-0	3-0	0-0	0-0	3-0
In overtime	1-1	3-0	2-3	0-0	6-4
Games decided by ≤3 pts.	6-1	3-3	2-5	0-0	11-9
Games decided by 4-10 pts.	10-6	10-5	9-6	1-0	30-17
Games decided by 11+ pts.	4-5	7-4	7-5	1-1	19-15
Shooting 50% or higher	4-1	2-1	10-1	0-0	16-3
Shooting 40-49%	13-2	15-6	7-11	2-0	37-19
Shooting less than 40%	3-9	3-5	1-4	0-0	7-18
Opp. shooting 50% or higher	2-3	0-3	2-9	0-0	4-15
Opp. shooting 40-49%	12-7	10-7	9-6	1-1	32-21
Opp. shooting less than 40%	6-2	10-2	7-1	1-0	24-5
Make more 3FG than opp.	11-9	14-4	4-4	1-0	30-17
Make fewer 3FG than opp.	7-3	4-4	8-12	0-1	19-20
3FG made are even	2-0	2-4	6-0	1-0	11-4
Attempt more FT than opp.	14-3	14-2	13-11	2-1	64-23
Attempt fewer FT than opp.	6-8	4-9	5-5	0-0	23-36
FT attempts are even	0-1	2-1	0-0	0-0	4-5
More rebounds than opp.	16-6	14-5	16-11	2-0	43-22
Fewer rebounds than opp.	2-5	5-7	2-5	0-0	9-17
Rebounds are even	2-1	1-0	0-0	0-1	3-2
More assists than opp.	11-4	18-3	13-1	1-0	43-8
Fewer assists than opp.	7-6	2-9	3-14	1-1	13-30
Assists are even	2-2	0-0	2-1	0-0	4-3
Commit more TOs than opp.	7-9	6-9	14-12	2-1	29-31
Commit fewer TOs than opp.	12-2	11-3	3-2	0-0	26-7
Turnovers are even	1-1	3-0	1-2	0-0	5-3
Scoring 100+ points	1-0	1-0	0-0	0-0	2-0
Scoring 90-99 points	0-0	0-0	3-1	0-0	3-1
Scoring 80-89 points	2-1	6-2	7-2	0-0	15-5
Scoring 70-79 points	7-3	8-0	5-7	2-0	22-10
Scoring 60-69 points	7-4	4-6	2-4	0-1	13-15
Scoring fewer than 60 points	3-4	1-4	1-2	0-0	5-10
Allowing 100+ points	0-0	0-0	0-0	0-0	0-0
Allowing 90-99 points	0-0	0-1	1-5	0-1	1-7
Allowing 80-89 points	0-2	2-1	2-5	0-0	4-8
Allowing 70-79 points	6-8	3-6	8-3	0-0	17-17
Allowing 60-69 points	7-2	9-3	6-2	2-0	24-7
Allowing fewer than 60 pts.	7-0	6-1	1-1	0-0	14-2
Following a win	11-9	13-7	6-12	1-1	31-29
Following a loss	9-3	7-5	12-4	1-0	29-12
More bench points than opp.	14-10	10-3	15-12	2-0	41-25
Fewer bench pts. than opp.	6-2	10-9	3-4	0-1	19-16
Bench points are even	0-0	0-0	0-0	0-0	0-0
in November	4-2	2-3	3-3	2-1	11-9
in December	4-3	5-2	5-2	0-0	14-7
in January	6-2	8-1	3-6	0-0	17-9
in February	5-2	3-4	3-4	0-0	11-10
in March	1-3	2-2	4-1	0-0	7-6
on Monday	0-3	1-0	1-1	0-0	2-4
on Tuesday	0-2	0-2	3-0	0-0	3-4
on Wednesday	1-0	3-0	2-2	1-0	7-2
on Thursday	7-2	7-3	5-4	0-0	19-9
on Friday	0-0	0-0	0-1	0-0	0-1
on Saturday	12-5	8-6	6-7	1-1	27-19
on Sunday	0-0	1-1	1-1	0-0	2-2

THE LAST TIME IT HAPPENED

A WKU TEAM:

Was ranked	2007-08
Final Associated Press Poll (No. 22)	
Received votes in a national poll	11/13/09
Associated Press Preseason Top 25	
Played a ranked team	12/19/15
(L) 79-56 at #16 Louisville	
Beat a ranked team	01/10/15
(W) 72-65 vs. #25 Old Dominion	
Won 10+ straight	01/10/08 - 02/16/08 (11)
Won 15+ straight	01/03/02 - 03/05/02 (15)
Won 20+ straight	12/03/66 - 02/20/67 (21)
Lost 5+ straight	12/31/11 - 01/15/12 (5)
Scored 100 pts	12/29/14
(W) 104-62 vs. Alice Lloyd (Ky.) College	
Scored 100 pts on the road	02/22/01
(W) 100-60 at Arkansas State	
Scored 100 pts and lost	01/29/04
(L) 110-102 vs. Louisiana-Lafayette	
Allowed 100 pts	12/22/10
(L) 114-82 vs. #25 Louisville	
Allowed 100 pts at home	12/22/10
(L) 114-82 vs. #25 Louisville	
Allowed 100 pts and won	12/03/73
(W) 102-100 at Arkansas	
Scored fewer than 50 pts	11/12/13
(L) 66-49 at #16 Wichita State	
Allowed fewer than 50 pts	12/27/14
(W) 89-42 vs. Brescia (Ky.)	
Back-to-back 20-point wins	2010
11/12/10 • (W) 98-70 at Saint Joseph's	
11/15/10 • (W) 83-61 vs. Alabama A&M	
30-point win	12/28/13
(W) 103-65 vs. Brescia (Ky.)	
Back-to-back 30-point wins	2001
12/15/01 • (W) 103-40 vs. West Alabama	
12/19/01 • (W) 95-61 vs. Creighton	
40-point win	12/29/14
(W) 104-62 vs. Alice Lloyd (Ky.) College	
Back-to-back 40-point wins	2014
12/27/14 • (W) 89-42 vs. Brescia (Ky.)	
12/29/14 • (W) 104-62 vs. Alice Lloyd (Ky.) College	
50-point win	01/03/04
(W) 107-52 vs. Kentucky State	
60-point win	12/15/01
(W) 103-40 vs. West Alabama	
30-point loss	12/05/15
(L) 95-64 at #12/18 Xavier	
Played in OT game	03/05/16
(W) 96-90 (OT) vs. LA Tech	
Played in a 2OT game	01/18/14
(W) 82-77 (2OT) vs. Arkansas State	
Played in a 3OT game	01/19/84
(L) 76-74 (3OT) vs. Jacksonville	
Played in back-to-back OT games	2016
02/06/16 • (L) 93-89 (OT) at UTEP	
02/13/16 • (L) 96-93 (OT) vs. Marshall	
Won on "last second" shot	02/08/14
(W) 79-78 at UALR	
Trency Jackson hit a 28-footer with 0:00.0 left in regulation	
Lost on "last second" shot	03/21/09
(L) 83-81 in NCAA Tournament vs. #10 Gonzaga	
Demetri Goodson hit 6-footer at 0:00.9	
Had 5 players in double figures	03/10/16
(W) 88-77 vs. UAB	
Had 6 players in double figures	01/29/05
(W) 77-75 at New Mexico State	
Had 7 players in double figures	11/24/01
(W) 101-77 vs. Murray State	
Had 8 players in double figures	12/08/93
(W) 129-91 vs. North Florida	
Had 2 double-figure rebounders	02/06/16
Fredrick Edmond (14) and Justin Johnson (12) at UTEP	

Had two 20-point scorers	02/06/16
Fredrick Edmond (24) and Aaron Cosby (22) at UTEP	
Had three 20-point scorers	11/13/07
(W) 88-67 vs. Kentucky Wesleyan	
Had 10+ 3FGs	03/11/16
10-of-24 3FG vs. Old Dominion	
Held opponent under 35.0% shooting	11/24/15
30.7% (23-for-75) vs. Central Michigan	
Committed fewer than 10 TOs	03/11/16
4 vs. Old Dominion	
Committed fewer than 5 TOs	03/11/16
4 vs. Old Dominion	
Committed 25+ TOs	11/18/14
25 at Minnesota	
Forced 25+ TOs	11/10/12
26 at Southern Miss	
Shot 60% from the field	11/12/10
60.9% at St. Joseph's	
Shot 70% from the field	02/24/84
71.1% vs. UAB	
Shot 90% from FT line (min. 10)	01/23/16
93.3% (14-of-15) at Charlotte	

A WKU INDIVIDUAL:

Scored 25 pts	03/05/16
Aaron Cosby (34) vs. LA Tech	
Scored 30 pts	03/05/16
Aaron Cosby (34) vs. LA Tech	
Scored 40 pts	01/29/04
Anthony Winchester (40) vs. Louisiana-Lafayette	
Scored 50 pts	01/30/65
Clem Haskins (55) vs. Middle Tennessee	
Had 15 rebounds	11/14/15
Justin Johnson (15) vs. Campbellsville (Ky.)	
Had 20 rebounds	11/25/00
Chris Marcus (21) vs. Tennessee State	
Had 25 rebounds	03/07/72
Granville Bunton (27) at Morehead State	
Had 20 pts and 10 rebs	02/06/16
Fredrick Edmond (24 pts, 14 rebs) and Justin Johnson (15 pts, 12 rebs) at UTEP	
Had 10 assists	02/24/11
Jamal Crook (10) vs. FIU	
Had 5 blocks	01/09/16
Ben Lawson (5) vs. Florida Atlantic	
Had 5 steals	12/28/15
Marlon Hunter (6) vs. Brescia (Ky.)	
Had a double-double	11/16/16
Justin Johnson (17 pts, 10 rebs) vs. Jacksonville State	
Two players had a double-double	02/06/16
Fredrick Edmond (24 pts, 14 rebs) and Justin Johnson (15 pts, 12 rebs) at UTEP	
Had a triple-double	01/01/09
Orlando Mendez-Valdez (18 pts, 12 asts, 10 rebs) vs. Troy	

AN OPPOSING INDIVIDUAL:

Scored 30 pts	03/13/16
Trey Freeman, Old Dominion (42)	
Scored 40 pts	03/13/16
Trey Freeman, Old Dominion (42)	
Had 15 rebounds	11/21/15
Jameel Warney, Stony Brook (16)	
Had 20 rebounds	12/07/03
Cuthbert Victor, Murray State (20)	
Had 20 pts and 10 rebs	11/19/16
Evan Bradds, Belmont (26 pts, 14 rebs)	
Had 10 assists	02/13/16
Jon Elmore, Marshall (10)	
Had a double-double	11/19/16
Evan Bradds, Belmont (26 pts, 14 rebs)	



HEAD COACH RICK STANSBURY

CAREER RECORD: 295-167 (15TH SEASON)

RECORD AT WKU: FIRST SEASON

With 295 career wins and 11 postseason trips as a head coach to his credit, Rick Stansbury is the 15th head men's basketball coach at Western Kentucky University.

Stansbury, a Battletown, Ky., native and Campbellsville University Class of 2003 Hall of Famer, came to The Hill following two years at 2015-16 Southeastern Conference regular season champion Texas A&M, which included a run to the 2016 NCAA Sweet 16. In his 30 seasons as a head coach or an assistant coach, Stansbury's teams have gone to the postseason 18 times, with Top 5 seeds in the NCAA Tournament in 2016 (3), 2004 (2), 2003 (5), 2002 (3), 1996 (5) and 1995 (5) and in the NIT in 2012 (4), 2010 (1), and 2007 (1).

The veteran head coach made his name over a 22-year run at Mississippi State, including the final 14 as head coach (1999-2012), where he compiled a career record of 293-166 (.638), led the Bulldogs to the postseason 11 times – with six NCAA appearances – and became Mississippi State's all-time wins leader in the process.

In his two seasons in College Station, working for head coach Billy Kennedy, Stansbury helped the Aggie coaching staff sign a consensus top-10 recruiting class, a class regarded as one of the best in school history, in 2015. This past season, with Stansbury serving as associate head coach, the Aggies set a school record for wins with 28 after a 21-12 campaign and third place SEC finish in his first season. Texas A&M's run to the Sweet 16 was the deepest the Aggies have advanced in the tournament in program history.

During Stansbury's final 10 years leading Mississippi State, only Kentucky won more SEC championships than his eight, and over his entire 14-year run at the helm, only Kentucky and Florida won more games. His 293 career victories are the 10th-most in SEC history. The Bulldogs won the SEC tournament in 2002 and 2009, the overall SEC championship in 2004 and dominated the league's Western Division during Stansbury's tenure, winning the side in 2003, 2004, 2007, 2008 and 2010.

His teams were also postseason regulars, appearing in the NCAA Tournament or NIT 11 of his 14 seasons as MSU's head coach including trips to the NCAA Tournament in four consecutive seasons (2002-2005) and consecutive appearances in 2008 and 2009 with NIT trips in 1999, 2001, 2007, 2010 and 2012. Including his time as an assistant, Mississippi State went to the postseason 15 times in 22 seasons.

Seven Bulldogs earned All-America honors, 23 were named All-SEC (11 first teamers), and he posted 20 or more wins in 10 seasons during his 14-year run as head coach. Prior to Stansbury taking over as head coach, MSU had just seven postseason tournament appearances and won at least 20 games just seven times in the school's previous 86 years of basketball competition.

Stansbury is, in every essence of the word, a winner.

THE STANSBURY FILE

PERSONAL

Born: Dec. 23, 1959

Hometown: Battletown, Ky.

Wife: Meo **Children:** Isaac, Noah, Luke

COACHING CAREER

1981-82: Campbellsville (student assistant)

1983-84: Cumberland (graduate assistant)

1985-90: Austin Peay (assistant coach)

1990-94: Mississippi State (assistant coach)

1994-98: Mississippi State (assoc. head coach)

1998-2012: Mississippi State (head coach)

2014-15: Texas A&M (assistant coach)

2015-16: Texas A&M (associate head coach)

2016-17: WKU (head coach)

Off the court, Stansbury's program graduated players at a rate never before seen at Mississippi State. Over his time as head coach, only Vanderbilt had a higher graduation rate in the SEC, and the Bulldogs were third in the SEC with 41 academic honorees in 14 years. Fans also came out in droves in Starkville to watch Stansbury's Bulldogs play. Of the Top 30 most attended games in MSU history, 26 came during Stansbury's run as head coach, including all of the Top 10. He was the only coach in MSU history to average more than 10,000 fans per game in SEC play (2003-04/10,209), and his Bulldogs played in front of an average of over 7,000 fans per night in six of his 14 seasons as head coach.

Stansbury also brings to The Hill a national reputation of success as evidenced by his 2004 SEC Associated Press Coach of the Year, finalist for National Coach of the Year, and District 17 NABC Coach of the Year awards. During the 2003-04 season, Stansbury's Bulldogs ranked as high as No. 4 in the AP poll and finished No. 8 that year, their third consecutive Top 25 finish in the final AP poll. As a recruiter, Stansbury is no stranger to sending players to the NBA ranks. Since 1996, Stansbury has nine lottery picks including the 5th overall pick in the 1999 Draft, Jonathan Bender (Toronto), the 10th overall pick in the 1996 Draft, Erick Dampier (Indiana), and Parade All-American and 2005's 40th overall pick, Monta Ellis (Golden State). Over a nine-year period in Starkville (2003-11), Stansbury signed five different top-20 recruiting classes. His 2005 class was rated the sixth-best nationally by Rivals.com while his final class in the spring of 2011 was No. 12 nationally by the outlet. The Class of 2015 at Texas A&M was rated No. 8 nationally by Rivals.com.

Before going to Starkville, Stansbury spent six seasons as an assistant at Austin Peay State University in Clarksville, Tenn. Working alongside the late Lake Kelly, APSU recorded three consecutive winning seasons including an Ohio Valley Conference tournament championship and NCAA Tournament second-round berth in 1986-87.

His 16-year career as an assistant prior to the MSU head coaching post began at his alma mater,

CAREER RECORD BY OPPONENT 2016-17 OPPONENTS IN BOLD

TEAM	W-L	PCT
AKRON	0-2	.000
ALABAMA	16-14	.533
ALABAMA A&M	4-0	1.000
UAB	2-0	1.000
ALABAMA STATE	4-0	1.000
APPALACHIAN STATE	1-0	1.000
ARIZONA	2-1	.667
ARKANSAS	16-14	.533
ARKANSAS-LITTLE ROCK	3-0	1.000
ARKANSAS-PINE BLUFF	2-0	1.000
ARKANSAS STATE	2-0	1.000
AUBURN	16-12	.571
BAYLOR	0-1	.000
BELMONT	1-1	.500
BETHUNE-COOKMAN	1-0	1.000
BIRMINGHAM-SOUTHERN	1-0	1.000
BRADLEY	1-0	1.000
BUTLER	0-1	.000
CALIFORNIA	0-1	.000
CENTENARY	4-0	1.000
CHARLOTTE	2-1	.667
CHATTANOOGA	1-0	1.000
CINCINNATI	0-2	.000
CLEMSON	0-2	.000
COLORADO STATE	0-1	.000
DEPAUL	1-0	1.000
DETROIT	2-0	1.000
DUKE	0-1	.000
EAST TENNESSEE STATE	0-1	.000
EASTERN KENTUCKY	2-0	1.000
FAIRFIELD	1-0	1.000
FAIRLEIGH DICKINSON	1-0	1.000
FLORIDA	8-9	.471
FLORIDA A&M	2-0	1.000
FLORIDA ATLANTIC	1-1	.500
FLORIDA STATE	1-1	.500
GEORGE MASON	1-1	.500
GEORGIA	9-9	.500
GEORGIA STATE	2-0	1.000
HAWAII	0-1	.000
HOLY CROSS	1-0	1.000
HOUSTON	2-0	1.000
IDAHO	1-0	1.000
ILLINOIS-CHICAGO	1-0	1.000
JACKSON STATE	2-0	1.000
JACKSONVILLE	1-0	1.000
JACKSONVILLE STATE	5-0	1.000
KENTUCKY	4-13	.235
LAFAYETTE	1-0	1.000
LIBERTY	1-0	1.000
LOUISIANA-LAFAYETTE	3-2	.600
LOUISIANA-MONROE	4-0	1.000
LSU	18-13	.581
LOUISIANA TECH	3-0	1.000
LOYOLA MARYMOUNT	2-0	1.000
MASSACHUSETTS	0-1	.000
MCNEESE STATE	5-0	1.000
MEMPHIS	0-1	.000
MIAMI (FLA.)	1-1	.500
MIAMI-OHIO	0-1	.000
MISSISSIPPI VALLEY STATE	3-0	1.000
MISSOURI	1-1	.500
MISSOURI-KANSAS CITY	1-0	1.000
MONMOUTH	1-0	1.000
MONTANA STATE	1-1	.500
MURRAY STATE	1-0	1.000
NEW ORLEANS	4-0	1.000
NICHOLLS STATE	5-0	1.000
NORTHWESTERN	1-0	1.000
NORTHWESTERN STATE	2-1	.667
NORTH ALABAMA	1-0	1.000
NORTH CAROLINA	0-1	.000
NORTH CAROLINA A&T	1-0	1.000
NORTH TEXAS	1-0	1.000
OKLAHOMA	1-0	1.000
OLE MISS	21-8	.724

CAREER RECORD BY OPPONENT 2016-17 OPPONENTS IN BOLD

TEAM	W-L	PCT
OLD DOMINION	1-0	1.000
OREGON	1-0	1.000
PITTSBURGH	1-0	1.000
RICHMOND	2-2	.500
RIDER	0-1	.000
RUTGERS	0-1	.000
SAINT MARY'S (CALIF.)	1-1	.500
SAM HOUSTON STATE	1-0	1.000
SAN DIEGO	2-1	.667
SANTA CLARA	2-0	1.000
SOUTH ALABAMA	7-1	.875
SOUTH CAROLINA	12-5	.706
SOUTH CAROLINA STATE	1-0	1.000
SOUTHEASTERN LOUISIANA	5-1	.833
SOUTHERN ILLINOIS	0-1	.000
SOUTHERN MISSISSIPPI	1-0	1.000
STANFORD	1-1	.500
ST. BONAVENTURE	2-0	1.000
SYRACUSE	0-1	.000
TENNESSEE	7-9	.438
TENNESSEE-MARTIN	4-0	1.000
TENNESSEE STATE	1-0	1.000
TEXAS	0-2	.000
TEXAS A&M	1-0	1.000
TEXAS A&M-CORPUS CHRISTI	2-0	1.000
TEXAS-PAN AMERICAN	1-0	1.000
TEXAS TECH	0-1	.000
TROY	3-0	1.000
TULANE	3-0	1.000
TULSA	0-1	.000
UC IRVINE	1-0	1.000
UCLA	1-0	1.000
UTAH STATE	1-0	1.000
VALPARAISO	0-1	.000
VANDERBILT	11-8	.579
VIRGINIA TECH	1-1	.500
WASHINGTON	0-1	.000
WASHINGTON STATE	0-2	.000
WEST VIRGINIA	1-1	.500
WESTERN KENTUCKY	3-1	.750
WINTHROP	0-1	.000
WRIGHT STATE	1-0	1.000
XAVIER	3-1	.750
TOTALS	295-167	.639

Campbellsville, during the 1981-82 season as he worked toward earning a double major in business and physical education. He then moved on to work for Randy Vernon at Cumberland in Williamsburg where he earned his master's in Business Education. In 1983-84, the team went 31-5 and earned a second-round appearance in the NAIA Tournament. In October 1999, Stansbury was honored by the Campbellsville Alumni Association as a proud recipient of the school's Distinguished Alumni Award.

Stansbury's connection to The Hill goes back well before his hiring as head coach to his great uncle, Edgar B. Stansbury, a 1994 WKU Athletics Hall of Famer as a three-sport athlete (baseball, basketball, football), football assistant coach under W.L. "Gander" Terry, and Director of Athletics in 1946 after serving his country in World War II. The concourse inside E.A. Diddle Arena is named in E.B. Stansbury's honor.

STANSBURY'S NBA DRAFT PICKS

Erick Dampier* - 1996 - 10th (Indiana Pacers)
Dontae' Jones* - 1996 - 21st (New York Knicks)
Tyrone Washington - 1999 - 44th (Rockets)
Mario Austin - 2003 - 36th (Chicago Bulls)
Derrick Zimmerman - 2003 - 40th (Golden State)
Lawrence Roberts - 2005 - 55th (SuperSonics)
Jarvis Varnado - 2010 - 41st (Miami Heat)
Arnett Moultrie - 2012 - 27th (Miami Heat)

* As Mississippi State assistant

Stansbury is married to the former Meo Mellen of Roanoke, Va. The couple has three sons, Isaac, Noah and Luke.



HEAD COACHING RECORD

1998-99: Mississippi State.....	20-13^
1999-00: Mississippi State.....	14-16
2000-01: Mississippi State.....	18-13^
2001-02: Mississippi State.....	27-8*#
2002-03: Mississippi State.....	21-10*%
2003-04: Mississippi State.....	26-4*%
2004-05: Mississippi State.....	23-11*
2005-06: Mississippi State.....	15-15
2006-07: Mississippi State.....	21-14^%
2007-08: Mississippi State.....	23-11*%
2008-09: Mississippi State.....	23-13*#
2009-10: Mississippi State.....	24-12^%
2010-11: Mississippi State.....	17-14
2011-12: Mississippi State.....	21-12^
2016-17: WKU.....	2-1

295-167 (.639)

(*) NCAA Tournament appearance

(^) NIT appearance

(#) SEC Tournament champions

(%) SEC Western Conference champions

STANSBURY'S COACHING ACCOLADES

CHAMPIONSHIPS

- **SEC WESTERN CONFERENCE CHAMPIONSHIPS** (2003, 2004, 2007, 2008, 2010)
- **SEC TOURNAMENT CHAMPIONS** (2002, 2009)
- **OVERALL SEC CHAMPION** (2004)

POSTSEASON EXPERIENCE AS HEAD COACH

- **NCAA** (2002, 2003, 2004, 2005, 2008, 2009)
- **NIT** (1999, 2001, 2007, 2010, 2012)

AS ASSISTANT

- **NCAA** (1987, 1991, 1995 - SWEET 16, 1996 - FINAL FOUR, 2016 - SWEET 16)
- **NIT** (1990, 1994)

AWARDS

- **SEC COACH OF THE YEAR** (2004)
- **DISTRICT 17 NABC COACH OF THE YEAR** (2004)



#1 TOBIAS HOWARD

FRESHMAN | GUARD | 6-2 | 185 | HS
LITHONIA, GA. (DME ACADEMY)

Opp.	GS	Min	FG	A	Pct	3FG	A	Pct	FT	A	Pct	O	D	T	PF	FO	A	TO	B	S	Pts
ALABAMA STATE		14	2	4	.500	2	3	.667	0	0	.000	1	2	3	0	0	2	1	0	0	6
JACKSONVILLE ST.		6	1	1	1.000	1	1	1.000	0	0	.000	0	0	0	0	0	0	0	0	0	3
at Belmont		9	0	0	.000	0	0	.000	0	0	.000	1	0	1	1	0	0	1	0	1	0
NC A&T																					
vs. Washington																					
vs. TCU/UNLV																					
at Eastern Ky.																					
at Missouri																					
at Indiana State																					
at Saint Mary's																					
at Detroit																					
OHIO																					
AUSTIN PEAY																					
at Fla. Atlantic																					
at FIU																					
CHARLOTTE																					
OLD DOMINION																					
at UAB																					
at Middle Tenn.																					
at Marshall																					
UTEP																					
UTSA																					
at LA Tech																					
at Southern Miss																					
MARSHALL																					
MIDDLE TENN.																					
UAB																					
at Charlotte																					
at Old Dominion																					
NORTH TEXAS																					
RICE																					

SEASON/CAREER HIGHS AT WKU

POINTS	
Season	6, vs. Alabama State, 11/12/16
Career	Same
REBOUNDS	
Season	3, vs. Alabama State, 11/12/16
Career	Same
FIELD GOALS	
Season	2, vs. Alabama State, 11/12/16
Career	Same
FIELD GOALS ATTEMPTED	
Season	4, vs. Alabama State, 11/12/16
Career	Same
THREE-POINT FIELD GOALS	
Season	2, vs. Alabama State, 11/12/16
Career	Same
THREE-POINT FIELD GOALS ATTEMPTED	
Season	3, vs. Alabama State, 11/12/16
Career	Same
FREE THROWS	
Season	0
Career	Same
FREE THROWS ATTEMPTED	
Season	0
Career	Same
ASSISTS	
Season	2, vs. Alabama State, 11/12/16
Career	Same
BLOCKED SHOTS	
Season	0
Career	Same
STEALS	
Season	1, at Belmont, 11/19/16
Career	Same
MINUTES PLAYED	
Season	14, vs. Alabama State, 11/12/16
Career	Same

QUICK-HITTERS

- Hit two 3-pointers in his college debut vs. Alabama State on Nov. 12, 2016
- Played fifth prep year at DME Academy in Daytona Beach, Fla., during the 2015-16 season
- Averaged 14.6 points, 4.9 rebounds and 2.8 assists per game for DME Academy, shooting 57.9 percent from 3-point range and 89.4 percent from the free-throw line

CAREER STATISTICS

Year	GP	GS	Min	Avg	FG	FGA	Pct	3FG	FGA	Pct	FT	FTA	Pct	Off	Def	Tot	Avg	PF	FO	Ast	TO	Blk	Stl	Pts	Avg
2016-17	3	0	29	9.7	3	5	.600	3	4	.750	0	0	.000	2	2	4	1.3	1	0	2	2	0	1	9	3.0
TOTAL	3	0	29	9.7	3	5	.600	3	4	.750	0	0	.000	2	2	4	1.3	1	0	2	2	0	1	9	3.0



#3 DAMARI PARRIS

FRESHMAN | GUARD | 6-0 | 160 | HS
BOWIE, MD. (EVELYN MACK ACADEMY)

Opp.	GS	Min	FG	A	Pct	3FG	A	Pct	FT	A	Pct	O	D	T	PF	FO	A	TO	B	S	Pts
ALABAMA STATE		12	0	1	.000	0	0	.000	2	2	1.000	1	0	1	1	0	0	1	0	0	2
JACKSONVILLE ST.		8	0	1	.000	0	0	.000	0	0	.000	0	2	2	1	0	1	2	0	0	0
at Belmont		14	3	6	.500	0	1	.000	0	0	.000	0	1	1	2	0	0	1	0	0	6
NC A&T																					
vs. Washington																					
vs. TCU/UNLV																					
at Eastern Ky.																					
at Missouri																					
at Indiana State																					
at Saint Mary's																					
at Detroit																					
OHIO																					
AUSTIN PEAY																					
at Fla. Atlantic																					
at FIU																					
CHARLOTTE																					
OLD DOMINION																					
at UAB																					
at Middle Tenn.																					
at Marshall																					
UTEP																					
UTSA																					
at LA Tech																					
at Southern Miss																					
MARSHALL																					
MIDDLE TENN.																					
UAB																					
at Charlotte																					
at Old Dominion																					
NORTH TEXAS																					
RICE																					

SEASON/CAREER HIGHS AT WKU

POINTS

Season	6, at Belmont, 11/19/16
Career	Same

REBOUNDS

Season	2, vs. Jacksonville State, 11/16/16
Career	Same

FIELD GOALS

Season	3, at Belmont, 11/19/16
Career	Same

FIELD GOALS ATTEMPTED

Season	6, at Belmont, 11/19/16
Career	Same

THREE-POINT FIELD GOALS

Season	0
Career	Same

THREE-POINT FIELD GOALS ATTEMPTED

Season	1, at Belmont, 11/19/16
Career	Same

FREE THROWS

Season	2, vs. Alabama State, 11/12/16
Career	Same

FREE THROWS ATTEMPTED

Season	2, vs. Alabama State, 11/12/16
Career	Same

ASSISTS

Season	1, vs. Jacksonville State, 11/16/16
Career	Same

BLOCKED SHOTS

Season	0
Career	Same

STEALS

Season	0
Career	Same

MINUTES PLAYED

Season	14, at Belmont, 11/19/16
Career	Same

QUICK-HITTERS

- Scored his first career field goal at Belmont on Nov. 19, 2016, and tallied six points in 14 minutes
- Netted two free throws in his first college game vs. Alabama State on Nov. 12, 2016, for his first career points
- Averaged 25 points and six assists as a senior at Evelyn Mack Academy in Charlotte, N.C.
- Scored 38 points against Oak Hill Academy, 34 points against Hargrave Military Academy, 34 points against 22ft Academy and 26 points against Huntington Prep Academy

CAREER STATISTICS

Year	GP	GS	Min	Avg	FG	FGA	Pct	3FG	FGA	Pct	FT	FTA	Pct	Off	Def	Tot	Avg	PF	FO	Ast	TO	Blk	Stl	Pts	Avg
2016-17	3	0	34	11.3	3	8	.375	0	1	.000	2	2	1.000	1	3	4	1.3	4	0	1	4	0	0	8	2.7
TOTAL	3	0	34	11.3	3	8	.375	0	1	.000	2	2	1.000	1	3	4	1.3	4	0	1	4	0	0	8	2.7



#5 JUNIOR LOMOMBA

RS-SENIOR | GUARD | 6-5 | 205 | TR
MONTREAL, QUEBEC, CANADA (PROVIDENCE)

Opp.	GS	Min	FG	A	Pct	3FG	A	Pct	FT	A	Pct	O	D	T	PF	FO	A	TO	B	S	Pts
ALABAMA STATE	*	28	1	5	.200	1	1	1.000	6	6	1.000	0	6	6	0	0	3	3	0	0	9
JACKSONVILLE ST.	*	33	2	6	.333	0	2	.000	7	7	1.000	0	2	2	2	0	7	4	0	1	11
at Belmont	*	30	3	9	.333	0	2	.000	0	1	.000	0	0	0	2	0	5	3	0	0	6
NC A&T																					
vs. Washington																					
vs. TCU/UNLV																					
at Eastern Ky.																					
at Missouri																					
at Indiana State																					
at Saint Mary's																					
at Detroit																					
OHIO																					
AUSTIN PEAY																					
at Fla. Atlantic																					
at FIU																					
CHARLOTTE																					
OLD DOMINION																					
at UAB																					
at Middle Tenn.																					
at Marshall																					
UTEP																					
UTSA																					
at LA Tech																					
at Southern Miss																					
MARSHALL																					
MIDDLE TENN.																					
UAB																					
at Charlotte																					
at Old Dominion																					
NORTH TEXAS																					
RICE																					

SEASON/CAREER HIGHS AT WKU

POINTS

Season	11, vs. Jacksonville State, 11/16/16
Career	Same

REBOUNDS

Season	6, vs. Alabama State, 11/12/16
Career	Same

FIELD GOALS

Season	3, at Belmont, 11/19/16
Career	Same

FIELD GOALS ATTEMPTED

Season	9, at Belmont, 11/19/16
Career	Same

THREE-POINT FIELD GOALS

Season	1, vs. Alabama State, 11/12/16
Career	Same

THREE-POINT FIELD GOALS ATTEMPTED

Season	2, 2x, last at Belmont, 11/19/16
Career	Same

FREE THROWS

Season	7, vs. Jacksonville State, 11/16/16
Career	Same

FREE THROWS ATTEMPTED

Season	7, vs. Jacksonville State, 11/16/16
Career	Same

ASSISTS

Season	7, vs. Jacksonville State, 11/16/16
Career	Same

BLOCKED SHOTS

Season	0
Career	Same

STEALS

Season	1, vs. Jacksonville State, 11/16/16
Career	Same

MINUTES PLAYED

Season	33, vs. Jacksonville State, 11/16/16
Career	Same

QUICK-HITTERS

- Set new career high with seven assists against Jacksonville State on Nov. 16, 2016
- Registered nine points, six rebounds and three assists in his Hilltopper debut vs. Alabama State on Nov. 12, 2016
- Reached NCAA Tournament last two seasons with Providence, starting 34 games in 2015-16
- Graduated in 2016 and is enrolled in graduate school at WKU studying intercollegiate athletic administration
- Won two state titles as a prep player at Madison (Wis.) Memorial High School
- Originally from Montreal, Quebec, Canada, and speaks French

CAREER STATISTICS

Year	GP	GS	Min	Avg	FG	FGA	Pct	3FG	FGA	Pct	FT	FTA	Pct	Off	Def	Tot	Avg	PF	FO	Ast	TO	Blk	Stl	Pts	Avg
CLEVELAND STATE																									
2012-13	25	3	462	18.5	39	121	.322	12	33	.364	55	80	.688	23	35	58	2.3	43	1	31	40	1	20	145	5.8
PROVIDENCE																									
2013-14	Sat out per NCAA transfer rules																								
2014-15	31	13	344	11.1	15	46	.326	2	11	.182	21	32	.656	11	26	37	1.2	27	0	13	13	1	8	53	1.7
2015-16	35	34	855	24.4	63	156	.404	15	47	.319	43	64	.672	28	60	88	2.5	63	0	68	44	1	13	184	5.3
WKU																									
2016-17	3	3	91	30.3	6	20	.300	1	5	.200	13	14	.929	0	8	8	2.7	4	0	15	10	0	1	26	8.7
TOTAL	94	53	1,752	18.6	123	343	.359	30	96	.313	132	190	.695	62	129	191	2.0	137	1	127	107	3	42	408	4.3



#12 PANCAKE THOMAS

RS- SENIOR | GUARD | 6-4 | 195 | TR
BATON ROUGE, LA. (HARTFORD)

Opp.	GS	Min	FG	A	Pct	3FG	A	Pct	FT	A	Pct	O	D	T	PF	FO	A	TO	B	S	Pts
ALABAMA STATE	*	34	3	11	.273	1	3	.333	8	8	1.000	0	2	2	0	0	4	2	0	0	15
JACKSONVILLE ST.	*	36	5	10	.500	4	7	.571	0	0	.000	0	0	0	2	0	2	2	0	0	14
at Belmont	*	37	2	9	.222	0	2	.000	4	4	1.000	1	5	6	1	0	1	1	0	2	8
NC A&T																					
vs. Washington																					
vs. TCU/UNLV																					
at Eastern Ky.																					
at Missouri																					
at Indiana State																					
at Saint Mary's																					
at Detroit																					
OHIO																					
AUSTIN PEAY																					
at Fla. Atlantic																					
at FIU																					
CHARLOTTE																					
OLD DOMINION																					
at UAB																					
at Middle Tenn.																					
at Marshall																					
UTEP																					
UTSA																					
at LA Tech																					
at Southern Miss																					
MARSHALL																					
MIDDLE TENN.																					
UAB																					
at Charlotte																					
at Old Dominion																					
NORTH TEXAS																					
RICE																					

SEASON/CAREER HIGHS AT WKU

POINTS

Season 15, vs. Alabama State, 11/12/16
Career Same

REBOUNDS

Season 6, at Belmont, 11/19/16
Career Same

FIELD GOALS

Season 5, vs. Jacksonville State, 11/16/16
Career Same

FIELD GOALS ATTEMPTED

Season 11, vs. Alabama State, 11/12/16
Career Same

THREE-POINT FIELD GOALS

Season 4, vs. Jacksonville State, 11/16/16
Career Same

THREE-POINT FIELD GOALS ATTEMPTED

Season 7, vs. Jacksonville State, 11/16/16
Career Same

FREE THROWS

Season 8, vs. Alabama State, 11/12/16
Career Same

FREE THROWS ATTEMPTED

Season 8, vs. Alabama State, 11/12/16
Career Same

ASSISTS

Season 4, vs. Alabama State, 11/12/16
Career Same

BLOCKED SHOTS

Season 0
Career Same

STEALS

Season 2, at Belmont, 11/19/16
Career Same

MINUTES PLAYED


Season 37, at Belmont, 11/19/16
Career Same

QUICK-HITTERS

- Scored 15 points with four assists in his Hilltopper debut vs. Alabama State on Nov. 12, 2016
- Graduated in 2016 and is enrolled in graduate school at WKU studying intercollegiate athletic administration
- Averaged 18.9 points, 6.4 rebounds, and 2.8 assists last season at Hartford
- Only player in the America East to finish in the league's top 10 in points, rebounds, assists and steals last season
- Reached NCAA Tournament in first two seasons at New Mexico
- Won Louisiana state title as senior at Scotlandville Magnet School in Baton Rouge, La.
- Real first name is "Cleveland" and was nicknamed "Pancake" as a child by his grandmother

CAREER STATISTICS

Year	GP	GS	Min	Avg	FG	FGA	Pct	3FG	FGA	Pct	FT	FTA	Pct	Off	Def	Tot	Avg	PF	FO	Ast	TO	Blk	Stl	Pts	Avg
NEW MEXICO																									
2012-13	34	2	217	6.4	12	31	.387	0	3	.000	14	18	.778	8	20	28	0.8	23	0	17	11	0	4	38	1.1
2013-14	33	10	513	15.5	39	115	.339	21	59	.356	34	39	.872	28	52	80	2.4	30	0	25	18	1	8	133	4.0
HARTFORD																									
2014-15	Sat out per NCAA transfer rules																								
2015-16	30	28	1,038	34.6	178	407	.437	81	190	.426	129	156	.827	30	163	193	6.4	72	0	84	53	6	36	566	18.9
WKU																									
2016-17	3	3	107	35.7	10	30	.333	5	12	.417	12	12	1.000	1	7	8	2.7	1	0	2	1	0	2	37	12.3
TOTAL	100	43	1,875	18.8	239	583	.410	107	264	.405	189	225	.840	67	242	309	3.1	128	0	134	87	7	50	774	7.7



#14 BEN LAWSON

SENIOR | FORWARD | 7-1 | 235 | 3L
HITCHIN, ENGLAND (OAKLANDS COLLEGE)

Opp.	GS	Min	FG	A	Pct	3FG	A	Pct	FT	A	Pct	O	D	T	PF	FO	A	TO	B	S	Pts
ALABAMA STATE	*	21	3	5	.600	0	0	.000	2	4	.500	2	4	6	0	0	0	1	1	0	8
JACKSONVILLE ST.	*	26	3	7	.429	0	0	.000	2	3	.667	1	4	5	1	0	0	0	2	1	8
at Belmont	*	27	4	7	.571	0	1	.000	1	2	.500	0	4	4	1	0	0	3	3	0	9
NC A&T																					
vs. Washington																					
vs. TCU/UNLV																					
at Eastern Ky.																					
at Missouri																					
at Indiana State																					
at Saint Mary's																					
at Detroit																					
OHIO																					
AUSTIN PEAY																					
at Fla. Atlantic																					
at FIU																					
CHARLOTTE																					
OLD DOMINION																					
at UAB																					
at Middle Tenn.																					
at Marshall																					
UTEP																					
UTSA																					
at LA Tech																					
at Southern Miss																					
MARSHALL																					
MIDDLE TENN.																					
UAB																					
at Charlotte																					
at Old Dominion																					
NORTH TEXAS																					
RICE																					

SEASON/CAREER HIGHS AT WKU

POINTS

Season 9, at Belmont, 11/19/16
Career 14, vs. UAB, 01/28/16

REBOUNDS

Season 6, vs. Alabama State, 11/12/16
Career 12, 2x, last vs. Alabama A&M, 12/16/15

FIELD GOALS

Season 4, at Belmont, 11/19/16
Career 5, 2x, last vs. Camp. (Ky.), 11/14/15

FIELD GOALS ATTEMPTED

Season 7, 2x, last at Belmont, 11/19/16
Career 11, vs. Florida Atlantic, 01/09/16

THREE-POINT FIELD GOALS

Season 0
Career 1, at Marshall, 01/03/16

THREE-POINT FIELD GOALS ATTEMPTED

Season 1, at Belmont, 11/19/16
Career 1, 4x, last at Belmont, 11/19/16

FREE THROWS

Season 2, 2x, last vs. Jacksonville State, 11/16/16
Career 6, vs. UAB, 01/28/16

FREE THROWS ATTEMPTED

Season 4, vs. Alabama State, 11/12/16
Career 7, vs. Florida Atlantic, 01/09/16

ASSISTS

Season 0
Career 3, 2x, last vs. Brescia (Ky.), 12/27/14

BLOCKED SHOTS

Season 3, at Belmont, 11/19/16
Career 6, 2x, last vs. Brescia (Ky.), 12/28/15

STEALS

Season 1, vs. Jacksonville State, 11/16/16
Career 3, vs. Marshall, 03/11/15

MINUTES PLAYED

Season 27, at Belmont, 11/19/16
Career 33, 2x, last vs. Florida Atlantic, 01/09/16

QUICK-HITTERS

- Blocked 66 shots in 2015-16, the seventh-most in a season in WKU history, and ranked fifth in Conference USA with 1.9 blocks per game
- One of four Hilltoppers – along with Jeremy Evans, Elgrace Wilborn and Chris Marcus – with at least 50 blocks in multiple seasons
- Has played for Great Britain's National Team three times in the FIBA European Championships, most recently in 2015 in the U20 championships

CAREER STATISTICS

Year	GP	GS	Min	Avg	FG	FGA	Pct	3FG	FGA	Pct	FT	FTA	Pct	Off	Def	Tot	Avg	PF	FO	Ast	TO	Blk	Stl	Pts	Avg
2013-14	12	2	95	7.9	8	17	.471	0	2	.000	8	12	.667	6	12	18	1.5	16	1	2	6	9	1	24	2.0
2014-15	32	8	602	18.8	49	84	.583	0	0	.000	25	51	.490	35	68	103	3.2	71	0	21	27	53	14	123	3.8
2015-16	34	11	547	16.1	57	96	.594	1	1	1.000	56	73	.767	37	75	112	3.3	91	6	13	37	66	11	171	5.0
2016-17	3	3	74	24.7	10	19	.526	0	1	.000	5	9	.556	3	12	15	5.0	2	0	0	4	6	1	25	8.3
TOTAL	81	24	1,318	16.3	124	216	.574	1	4	.250	94	145	.648	81	167	248	3.1	180	7	36	74	134	27	343	4.2



#15 TYLER MILLER

JUNIOR | GUARD | 6-4 | 185 | TR
LOUISVILLE, KY. (MARSHALLTOWN CC)

Opp.	GS	Min	FG	A	Pct	3FG	A	Pct	FT	A	Pct	O	D	T	PF	FO	A	TO	B	S	Pts
ALABAMA STATE	1		0	0	.000	0	0	.000	0	0	.000	0	0	0	0	0	0	0	0	0	0
JACKSONVILLE ST. DNP																					
at Belmont	1		0	0	.000	0	0	.000	0	0	.000	0	0	0	0	0	0	0	0	0	0
NC A&T																					
vs. Washington																					
vs. TCU/UNLV																					
at Eastern Ky.																					
at Missouri																					
at Indiana State																					
at Saint Mary's																					
at Detroit																					
OHIO																					
AUSTIN PEAY																					
at Fla. Atlantic																					
at FIU																					
CHARLOTTE																					
OLD DOMINION																					
at UAB																					
at Middle Tenn.																					
at Marshall																					
UTEP																					
UTSA																					
at LA Tech																					
at Southern Miss																					
MARSHALL																					
MIDDLE TENN.																					
UAB																					
at Charlotte																					
at Old Dominion																					
NORTH TEXAS																					
RICE																					

SEASON/CAREER HIGHS AT WKU

POINTS

Season	0
Career	Same

REBOUNDS

Season	0
Career	Same

FIELD GOALS

Season	0
Career	Same

FIELD GOALS ATTEMPTED

Season	0
Career	Same

THREE-POINT FIELD GOALS

Season	0
Career	Same

THREE-POINT FIELD GOALS ATTEMPTED

Season	0
Career	Same

FREE THROWS

Season	0
Career	Same

FREE THROWS ATTEMPTED

Season	0
Career	Same

ASSISTS

Season	0
Career	Same

BLOCKED SHOTS

Season	0
Career	Same

STEALS

Season	0
Career	Same

MINUTES PLAYED

Season	1, 2x, last at Belmont, 11/19/16
Career	Same

QUICK-HITTERS

- Made Hilltopper debut on Nov. 12, 2016, against Alabama State
- Appeared in 59 games over two seasons at Marshalltown Community College, including 53 starts
- Averaged 8.5 points, 4.1 rebounds, 4.1 assists and 1.7 steals as a sophomore
- Named Defensive Player of the Year in his final prep season at 22ft Academy
- Previously played basketball, football and track at Louisville Male High School
- Mother played basketball at the University of Louisville.

CAREER STATISTICS

Year	GP	GS	Min	Avg	FG	FGA	Pct	3FG	FGA	Pct	FT	FTA	Pct	Off	Def	Tot	Avg	PF	FO	Ast	TO	Blk	Stl	Pts	Avg
MARSHALLTOWN COMMUNITY COLLEGE																									
2014-15	28	22	652	23.3	37	112	.330	1	9	.111	29	49	.592	18	45	63	2.3	50	1	49	36	14	27	104	3.7
2015-16	31	31	843	27.2	92	214	.430	8	31	.258	70	127	.551	32	95	127	4.1	62	0	126	76	6	54	262	8.5
WKU																									
2016-17	2	0	2	1.0	0	0	.000	0	0	.000	0	0	.000	0	0	0	0.0	0	0	0	0	0	0	0	0.0
WKU TOTAL	2	0	2	1.0	0	0	.000	0	0	.000	0	0	.000	0	0	0	0.0	0	0	0	0	0	0	0	0.0



#21 MARKO STAJKOVSKI

FRESHMAN | GUARD | 6-7 | 195 | HS
NOVI SAD, SERBIA (E-GIMNAZIJA NOVI SAD)

Opp.	GS	Min	FG	A	Pct	3FG	A	Pct	FT	A	Pct	O	D	T	PF	FO	A	TO	B	S	Pts
ALABAMA STATE	DNP																				
JACKSONVILLE ST.	DNP																				
at Belmont		1	0	0	.000	0	0	.000	0	0	.000	0	0	0	0	0	0	0	0	0	0
NC A&T																					
vs. Washington																					
vs. TCU/UNLV																					
at Eastern Ky.																					
at Missouri																					
at Indiana State																					
at Saint Mary's																					
at Detroit																					
OHIO																					
AUSTIN PEAY																					
at Fla. Atlantic																					
at FIU																					
CHARLOTTE																					
OLD DOMINION																					
at UAB																					
at Middle Tenn.																					
at Marshall																					
UTEP																					
UTSA																					
at LA Tech																					
at Southern Miss																					
MARSHALL																					
MIDDLE TENN.																					
UAB																					
at Charlotte																					
at Old Dominion																					
NORTH TEXAS																					
RICE																					

SEASON/CAREER HIGHS AT WKU

POINTS

Season	0
Career	0

REBOUNDS

Season	0
Career	0

FIELD GOALS

Season	0
Career	0

FIELD GOALS ATTEMPTED

Season	0
Career	0

THREE-POINT FIELD GOALS

Season	0
Career	0

THREE-POINT FIELD GOALS ATTEMPTED

Season	0
Career	0

FREE THROWS

Season	0
Career	0

FREE THROWS ATTEMPTED

Season	0
Career	0

ASSISTS

Season	0
Career	0

BLOCKED SHOTS

Season	0
Career	0

STEALS

Season	0
Career	0

MINUTES PLAYED

Season	1, at Belmont, 11/19/16
Career	0

QUICK-HITTERS

- Made college debut at Belmont on Nov. 19, 2016, and registered one minute
- Won Hungarian National Championship with Szolnoki Olaj while attending E-Gimnazija Novi Sad in Serbia
- Competed for Crvena Zvezda Junior Team in Belgrade, Serbia, winning the Euroleague Basketball International Junior Tournament

CAREER STATISTICS

Year	GP	GS	Min	Avg	FG	FGA	Pct	3FG	FGA	Pct	FT	FTA	Pct	Off	Def	Tot	Avg	PF	FO	Ast	TO	Blk	Stl	Pts	Avg
2016-17	1	0	1	1.0	0	0	.000	0	0	.000	0	0	.000	0	0	0	0.0	0	0	0	0	0	0	0	0.0
TOTAL	1	0	1	1.0	0	0	.000	0	0	.000	0	0	.000	0	0	0	0.0	0	0	0	0	0	0	0	0.0



#23 JUSTIN JOHNSON

JUNIOR | FORWARD | 6-7 | 240 | 2L
HAZARD, KY. (PERRY COUNTY CENTRAL HS)

Opp.	GS	Min	FG	A	Pct	3FG	A	Pct	FT	A	Pct	O	D	T	PF	FO	A	TO	B	S	Pts
ALABAMA STATE	*	28	3	8	.375	0	2	.000	3	6	.500	0	7	7	1	0	0	3	1	1	9
JACKSONVILLE ST.	*	36	6	14	.429	2	4	.500	3	3	1.000	4	6	10	0	0	1	0	1	0	17
at Belmont	*	30	7	11	.636	3	4	.750	0	1	.000	1	8	9	2	0	2	2	1	0	17
NC A&T																					
vs. Washington																					
vs. TCU/UNLV																					
at Eastern Ky.																					
at Missouri																					
at Indiana State																					
at Saint Mary's																					
at Detroit																					
OHIO																					
AUSTIN PEAY																					
at Fla. Atlantic																					
at FIU																					
CHARLOTTE																					
OLD DOMINION																					
at UAB																					
at Middle Tenn.																					
at Marshall																					
UTEP																					
UTSA																					
at LA Tech																					
at Southern Miss																					
MARSHALL																					
MIDDLE TENN.																					
UAB																					
at Charlotte																					
at Old Dominion																					
NORTH TEXAS																					
RICE																					

SEASON/CAREER HIGHS AT WKU

POINTS

Season	17, 2x, last at Belmont, 11/19/16
Career	25, vs. FIU, 01/07/16

REBOUNDS

Season	10, vs. Jacksonville State, 11/16/16
Career	15, 2x, last vs. UAB, 03/10/16

FIELD GOALS

Season	7, at Belmont, 11/19/16
Career	11, at Marshall, 01/03/16

FIELD GOALS ATTEMPTED

Season	14, vs. Jacksonville State, 11/16/16
Career	18, vs. Stony Brook, 11/21/15

THREE-POINT FIELD GOALS

Season	3, at Belmont, 11/19/16
Career	Same

THREE-POINT FIELD GOALS ATTEMPTED

Season	4, 2x, last at Belmont, 11/19/16
Career	Same

FREE THROWS

Season	3, 2x, last vs. Jacksonville State, 11/16/16
Career	11, vs. FIU, 01/07/16

FREE THROWS ATTEMPTED

Season	6, vs. Alabama State, 11/12/16
Career	11, 2x, last vs. FIU, 01/07/16

ASSISTS

Season	2, at Belmont, 11/19/16
Career	4, 3x, last vs. UAB, 03/10/16

BLOCKED SHOTS

Season	1, 3x, last at Belmont, 11/19/16
Career	3, vs. Campbellsville (Ky.), 11/14/15

STEALS

Season	1, vs. Alabama State, 11/12/16
Career	2, 7x, last at UAB, 02/27/16

MINUTES PLAYED

Season	36, vs. Jacksonville State, 11/16/16
Career	38, vs. LA Tech, 03/05/16

QUICK-HITTERS

- Knocked down a career-high three 3-pointers at Belmont on Nov. 19, 2016
- Named to Conference USA Preseason All-Conference Team
- Averaged 14.9 points and 7.9 rebounds per game, becoming the first Hilltopper to lead the team in both categories since Derrick Gordon in 2011-12
- Ranked second in C-USA and in the top 20 in the nation in field goal percentage at 60.2 percent
- His 507 points last season were the seventh-most ever by a Hilltopper sophomore
- Needs 344 points to reach 1,000 for his career

CAREER STATISTICS

Year	GP	GS	Min	Avg	FG	FGA	Pct	3FG	FGA	Pct	FT	FTA	Pct	Off	Def	Tot	Avg	PF	FO	Ast	TO	Blk	Stl	Pts	Avg
2014-15	31	1	482	15.5	60	119	.504	0	3	.000	29	67	.433	46	80	126	4.1	48	0	22	18	14	13	149	4.8
2015-16	34	26	984	28.9	197	327	.602	1	9	.111	112	166	.675	102	168	270	7.9	73	3	48	58	19	16	507	14.9
2016-17	3	3	94	31.3	16	33	.485	5	10	.500	6	10	.600	5	21	26	8.7	3	0	3	5	3	1	43	14.3
TOTAL	68	30	1,560	22.9	273	479	.570	6	22	.273	147	243	.605	153	269	422	6.2	124	3	73	81	36	30	699	10.3



#24 WILLIE CARMICHAEL

RS-SOPHOMORE | FORWARD | 6-8 | 210 | RS
APOPKA, FLA. (UNIV. OF TENNESSEE)

Opp.	GS	Min	FG	A	Pct	3FG	A	Pct	FT	A	Pct	O	D	T	PF	FO	A	TO	B	S	Pts
ALABAMA STATE	DNP																				
JACKSONVILLE ST.	DNP																				
at Belmont	DNP																				
NC A&T																					
vs. Washington																					
vs. TCU/UNLV																					
at Eastern Ky.																					
at Missouri																					
at Indiana State																					
at Saint Mary's																					
at Detroit																					
OHIO																					
AUSTIN PEAY																					
at Fla. Atlantic																					
at FIU																					
CHARLOTTE																					
OLD DOMINION																					
at UAB																					
at Middle Tenn.																					
at Marshall																					
UTEP																					
UTSA																					
at LA Tech																					
at Southern Miss																					
MARSHALL																					
MIDDLE TENN.																					
UAB																					
at Charlotte																					
at Old Dominion																					
NORTH TEXAS																					
RICE																					

SEASON/CAREER HIGHS AT WKU

POINTS	
Season	0
Career	0
REBOUNDS	
Season	0
Career	0
FIELD GOALS	
Season	0
Career	0
FIELD GOALS ATTEMPTED	
Season	0
Career	0
THREE-POINT FIELD GOALS	
Season	0
Career	0
THREE-POINT FIELD GOALS ATTEMPTED	
Season	0
Career	0
FREE THROWS	
Season	0
Career	0
FREE THROWS ATTEMPTED	
Season	0
Career	0
ASSISTS	
Season	0
Career	0
BLOCKED SHOTS	
Season	0
Career	0
STEALS	
Season	0
Career	0
MINUTES PLAYED	
Season	0
Career	0

QUICK-HITTERS

- Sat out last season at WKU after transferring from the University of Tennessee
- Appeared in all 32 games for Tennessee as a freshman with 19 starts, averaging 3.0 points and 2.3 rebounds per game
- Led the Volunteers in field goal percentage at 51.9 percent
- Named 7A State Player of the Year by the Orlando Sentinel as a senior at Wekiva (Fla.) High School

CAREER STATISTICS

Year	GP	GS	Min	Avg	FG	FGA	Pct	3FG	FGA	Pct	FT	FTA	Pct	Off	Def	Tot	Avg	PF	FO	Ast	TO	Blk	Stl	Pts	Avg
TENNESSEE																									
2014-15	32	19	475	14.8	40	77	.519	0	0	.000	15	24	.625	44	31	75	2.3	101	4	11	29	13	6	95	3.0
WKU																									
2015-16	Sat our per NCAA transfer rules																								
2016-17																									
TOTAL	32	19	475	14.8	40	77	.519	0	0	.000	15	24	.625	44	31	75	2.3	101	4	11	29	13	6	95	3.0



#32 QUE JOHNSON

RS-SENIOR | GUARD | 6-6 | 205 | TR
PONTIAC, MICH. (WASHINGTON STATE)

Opp.	GS	Min	FG	A	Pct	3FG	A	Pct	FT	A	Pct	O	D	T	PF	FO	A	TO	B	S	Pts
ALABAMA STATE	*	30	5	9	.556	3	6	.500	3	5	.600	0	9	9	3	0	1	3	1	2	16
JACKSONVILLE ST.	*	37	6	11	.545	2	4	.500	0	0	.000	1	6	7	2	0	1	2	0	2	14
at Belmont	*	34	6	15	.400	2	5	.400	0	0	.000	2	0	2	1	0	1	3	0	1	14
NC A&T																					
vs. Washington																					
vs. TCU/UNLV																					
at Eastern Ky.																					
at Missouri																					
at Indiana State																					
at Saint Mary's																					
at Detroit																					
OHIO																					
AUSTIN PEAY																					
at Fla. Atlantic																					
at FIU																					
CHARLOTTE																					
OLD DOMINION																					
at UAB																					
at Middle Tenn.																					
at Marshall																					
UTEP																					
UTSA																					
at LA Tech																					
at Southern Miss																					
MARSHALL																					
MIDDLE TENN.																					
UAB																					
at Charlotte																					
at Old Dominion																					
NORTH TEXAS																					
RICE																					

SEASON/CAREER HIGHS AT WKU

POINTS

Season	16, vs. Alabama State, 11/12/16
Career	Same

REBOUNDS

Season	9, vs. Alabama State, 11/12/16
Career	Same

FIELD GOALS

Season	6, 2x, last at Belmont, 11/19/16
Career	Same

FIELD GOALS ATTEMPTED

Season	15, at Belmont, 11/19/16
Career	Same

THREE-POINT FIELD GOALS

Season	3, vs. Alabama State, 11/12/16
Career	Same

THREE-POINT FIELD GOALS ATTEMPTED

Season	6, vs. Alabama State, 11/12/16
Career	Same

FREE THROWS

Season	3, vs. Alabama State, 11/12/16
Career	Same

FREE THROWS ATTEMPTED

Season	5, vs. Alabama State, 11/12/16
Career	Same

ASSISTS

Season	1, 3x, last at Belmont, 11/19/16
Career	Same

BLOCKED SHOTS

Season	1, vs. Alabama State, 11/12/16
Career	Same

STEALS

Season	2, 2x, last vs. Jacksonville State, 11/16/16
Career	Same

MINUTES PLAYED

Season	37, vs. Jacksonville State, 11/16/16
Career	Same

QUICK-HITTERS

- Tallied a team-high 16 points and nine rebounds in his Hilltopper debut against Alabama State on Nov. 12, 2016
- Graduated in 2016 and is enrolled in graduate school at WKU studying intercollegiate athletic administration
- Appeared in 31 games for Washington State last season, with 25 starts and 11.3 points per game
- Led the Cougars and ranked 11th in the Pac-12 Conference with a 40.4 shooting percentage from 3-point range
- Ranked 13th in the Pac-12 at 75.9 percent from the free-throw line
- Ranks 16th on WSU's all-time list for 3-point field goals made with 121

CAREER STATISTICS

Year	GP	GS	Min	Avg	FG	FGA	Pct	3FG	FGA	Pct	FT	FTA	Pct	Off	Def	Tot	Avg	PF	FO	Ast	TO	Blk	Stl	Pts	Avg
WASHINGTON STATE																									
2012-13	Sat out as redshirt																								
2013-14	31	14	737	23.8	103	262	.393	51	145	.352	39	55	.709	17	57	74	2.4	55	0	20	30	2	14	296	9.5
2014-15	31	3	559	18.0	60	155	.387	28	77	.364	41	48	.854	15	56	71	2.3	55	1	32	33	4	10	189	6.1
2015-16	31	25	795	25.6	121	293	.413	42	104	.404	66	87	.759	16	61	77	2.5	76	3	36	42	6	16	350	11.3
WKU																									
2016-17	3	3	101	33.7	17	35	.486	7	15	.467	3	5	.600	3	15	18	6.0	6	0	3	8	1	5	44	14.7
TOTAL	96	45	2,192	22.8	300	745	.403	128	341	.375	149	195	.764	51	189	240	2.5	192	4	91	113	13	45	879	9.2



#42 ANTON WATERS

SENIOR | FORWARD | 6-7 | 245 | 1L

BALTIMORE, MD. (GULF COAST STATE COLLEGE)

Opp.	GS	Min	FG	A	Pct	3FG	A	Pct	FT	A	Pct	O	D	T	PF	FO	A	TO	B	S	Pts
ALABAMA STATE		19	4	5	.800	0	0	.000	0	1	.000	3	5	8	4	0	0	2	1	0	8
JACKSONVILLE ST.		17	3	4	.750	0	0	.000	1	3	.333	2	6	8	2	0	0	1	0	0	7
at Belmont		16	3	5	.600	1	1	1.000	2	2	1.000	2	3	5	0	0	0	0	1	1	9
NC A&T																					
vs. Washington																					
vs. TCU/UNLV																					
at Eastern Ky.																					
at Missouri																					
at Indiana State																					
at Saint Mary's																					
at Detroit																					
OHIO																					
AUSTIN PEAY																					
at Fla. Atlantic																					
at FIU																					
CHARLOTTE																					
OLD DOMINION																					
at UAB																					
at Middle Tenn.																					
at Marshall																					
UTEP																					
UTSA																					
at LA Tech																					
at Southern Miss																					
MARSHALL																					
MIDDLE TENN.																					
UAB																					
at Charlotte																					
at Old Dominion																					
NORTH TEXAS																					
RICE																					

SEASON/CAREER HIGHS AT WKU

POINTS

Season 9, at Belmont, 11/19/16
Career 12, at Middle Tennessee, 02/25/16

REBOUNDS

Season 8, 2x, last vs. Jacksonville State, 11/16/16
Career Same

FIELD GOALS

Season 4, vs. Alabama State, 11/12/16
Career 6, at Middle Tennessee, 02/25/16

FIELD GOALS ATTEMPTED

Season 5, 2x, last at Belmont, 11/19/16
Career 10, vs. LA Tech, 03/05/16

THREE-POINT FIELD GOALS

Season 1, at Belmont, 11/19/16
Career Same

THREE-POINT FIELD GOALS ATTEMPTED

Season 1, at Belmont, 11/19/16
Career 1, 3x, last at Belmont, 11/19/16

FREE THROWS

Season 2, at Belmont, 11/19/16
Career 8, vs. Middle Tennessee, 01/30/16

FREE THROWS ATTEMPTED

Season 3, vs. Jacksonville State, 11/16/16
Career 10, vs. Brescia (Ky.), 12/28/15

ASSISTS

Season 0
Career 1, 7x, last vs. North Texas, 03/09/16

BLOCKED SHOTS

Season 1, 2x, last at Belmont, 11/19/16
Career 1, 11x, last at Belmont, 11/19/16

STEALS

Season 1, at Belmont, 11/19/16
Career 1, 4x, last at Belmont, 11/19/16

MINUTES PLAYED

Season 19, vs. Alabama State, 11/12/16
Career 21, at Middle Tennessee, 02/25/16

QUICK-HITTERS

- Made first career 3-pointer at Belmont on Nov. 19, 2016
- Grabbed career-high eight rebounds in each of WKU's first two games in 2016-17
- Played in 33 games with 19 starts in his first year with the Hilltoppers in 2015-16
- Averaged 4.4 points and 4.0 rebounds as a junior
- Previously played two seasons at Gulf Coast State College, averaging 11.2 point and 7.9 rebounds as a sophomore

CAREER STATISTICS

Year	GP	GS	Min	Avg	FG	FGA	Pct	3FG	FGA	Pct	FT	FTA	Pct	Off	Def	Tot	Avg	PF	FO	Ast	TO	Blk	Stl	Pts	Avg
GULF COAST STATE COLLEGE																									
2013-14	28	16	N/A	N/A	75	159	.472	0	0	.000	49	69	.710	74	98	172	6.1	88	3	16	41	22	11	199	7.1
2014-15	28	19	N/A	N/A	124	245	.506	0	1	.000	66	94	.702	95	126	221	7.9	73	1	15	57	17	8	314	11.2
WKU																									
2015-16	33	19	480	14.5	57	110	.518	0	2	.000	30	43	.698	57	74	131	4.0	65	2	7	26	10	3	144	4.4
2016-17	3	0	52	17.3	10	14	.714	1	1	1.000	3	6	.500	7	14	21	7.0	6	0	0	3	2	1	24	8.0
WKU TOTAL	36	19	532	14.8	67	124	.540	1	3	.333	33	49	.673	64	88	152	4.2	71	2	7	29	12	4	168	4.7



#43 MARTY LEAHY

FRESHMAN | GUARD | 6-5 | 210 | HS

BRISBANE, AUSTRALIA (IPSWICH GRAMMAR)

Opp.	GS	Min	FG	A	Pct	3FG	A	Pct	FT	A	Pct	O	D	T	PF	FO	A	TO	B	S	Pts
ALABAMA STATE		13	2	3	.667	2	3	.667	0	0	.000	0	0	0	4	0	0	1	0	0	6
JACKSONVILLE ST.		1	0	0	.000	0	0	.000	0	0	.000	0	0	0	0	0	0	0	0	0	0
at Belmont		1	0	0	.000	0	0	.000	0	0	.000	0	0	0	0	0	0	0	0	0	0
NC A&T																					
vs. Washington																					
vs. TCU/UNLV																					
at Eastern Ky.																					
at Missouri																					
at Indiana State																					
at Saint Mary's																					
at Detroit																					
OHIO																					
AUSTIN PEAY																					
at Fla. Atlantic																					
at FIU																					
CHARLOTTE																					
OLD DOMINION																					
at UAB																					
at Middle Tenn.																					
at Marshall																					
UTEP																					
UTSA																					
at LA Tech																					
at Southern Miss																					
MARSHALL																					
MIDDLE TENN.																					
UAB																					
at Charlotte																					
at Old Dominion																					
NORTH TEXAS																					
RICE																					

SEASON/CAREER HIGHS AT WKU

POINTS	
Season	6, vs. Alabama State, 11/12/16
Career	Same
REBOUNDS	
Season	0
Career	Same
FIELD GOALS	
Season	2, vs. Alabama State, 11/12/16
Career	Same
FIELD GOALS ATTEMPTED	
Season	3, vs. Alabama State, 11/12/16
Career	Same
THREE-POINT FIELD GOALS	
Season	2, vs. Alabama State, 11/12/16
Career	Same
THREE-POINT FIELD GOALS ATTEMPTED	
Season	3, vs. Alabama State, 11/12/16
Career	Same
FREE THROWS	
Season	0
Career	Same
FREE THROWS ATTEMPTED	
Season	0
Career	Same
ASSISTS	
Season	0
Career	Same
BLOCKED SHOTS	
Season	0
Career	Same
STEALS	
Season	0
Career	Same
MINUTES PLAYED	
Season	13, vs. Alabama State, 11/12/16
Career	Same

QUICK-HITTERS

- Hit two 3-pointers in his college debut vs. Alabama State on Nov. 12, 2016
- Averaged 24 points, 10 rebounds and five assists per game as a senior at Ipswich Grammar School in Queensland, Australia
- Made trial camp appearances for the Under-17 and Under-19 Australian National Teams
- Played for the Papua New Guinea National Team during the 2015 Pacific Games
- Also played volleyball at Ipswich Grammar

CAREER STATISTICS

Year	GP	GS	Min	Avg	FG	FGA	Pct	3FG	FGA	Pct	FT	FTA	Pct	Off	Def	Tot	Avg	PF	FO	Ast	TO	Blk	Stl	Pts	Avg
2016-17	3	0	15	5.0	2	3	.667	2	3	.667	0	0	.000	0	0	0	0.0	4	0	0	1	0	0	6	2.0
TOTAL	3	0	15	5.0	2	3	.667	2	3	.667	0	0	.000	0	0	0	0.0	4	0	0	1	0	0	6	2.0

HILLTOPPER IMG SPORTS NETWORK

The Hilltoppers can be heard on the radio on 13 different stations throughout the Commonwealth of Kentucky, which reaches over 1.5 million potential listeners.

- WKLX-FM (100.7) Bowling Green*
- WTCO-AM (1450) Campbellsville
- WTHX-FM (106.1) Elizabethtown
- WIEL-AM (1400) Elizabethtown
- WFKN-AM (1220) Franklin
- WCDS-AM (1230) Glasgow
- WXAM-AM (1430) Hodgenville
- WHOP-FM (95.3) Hopkinsville
- WHOP-AM (1230) Hopkinsville
- WXVW-AM (1450) Louisville
- WTTL-AM (1310) Madisonville
- WPKY-AM (1580) Princeton
- WTLO-AM (1480) Somerset

(*) denotes originating station

GAME-BY-GAME HIGHLIGHTS

NOVEMBER 1, 2016 | WKU 87, CAMPBELLVILLE 79 (EXH.) | BOWLING GREEN, KY.

- Five players scored in double figures for the Hilltoppers, who shot 47 percent from the field, netted 26 of 32 free throws and made their last 11 shots of the first half
- Justin Johnson paced WKU with 22 points and 12 rebounds, including two 3-pointers – one more than he made all last season
- Pancake Thomas had 17 points, while fellow graduate senior guard Junior Lomomba tallied 11 points, five rebounds and three assists in 37 minutes
- Willie Carmichael, who sat out last season after transferring from Tennessee, amassed 11 points and 13 rebounds in his first action as a Hilltopper

NOVEMBER 5, 2016 | WKU 103, KENTUCKY WESLEYAN 97, 2OT (EXH.) | BOWLING GREEN, KY.

- Pancake Thomas hit a game-tying 3-pointer as time expired in the first overtime to force a second extra period
- The Hilltoppers held KWC to four points in the second overtime and netted 33 of 43 free throws to help seal the victory
- Junior Lomomba scored a team-high 29 points, while Pancake Thomas added 24 points
- Junior Lomomba, Pancake Thomas and Que Johnson all played at least 45 minutes
- KWC's Ken-Jah Bosley scored 42 points with eight made 3s, but he was held scoreless in the second overtime

NOVEMBER 12, 2016 | WKU 79, ALABAMA STATE 66 | BOWLING GREEN, KY.

- The Hilltoppers held Alabama State to 17 points and 20.6 percent shooting in the first half
- Que Johnson paced WKU with a team-high 16 points and nine rebounds
- Pancake Thomas tallied 15 points – including 8-of-8 from the free-throw line – with four assists
- Freshmen Marty Leahy and Tobias Howard each hit two 3-pointers in their college debuts

NOVEMBER 16, 2016 | WKU 74, JACKSONVILLE STATE 67 | BOWLING GREEN, KY.

- WKU made 9 of 18 shots from 3-point range for the second straight game and netted 13 of 16 free throws
- Justin Johnson tallied his 11th career double-double with 17 points and 10 rebounds
- Que Johnson and Pancake Thomas each tallied 14 points
- Junior Lomomba contributed 11 points and a career-high seven assists

NOVEMBER 19, 2016 | BELMONT 90, WKU 69 | NASHVILLE, TENN.

- Belmont netted 16 of 34 3-pointers and shot 65.5 percent in the second half
- The Bruins' Evan Bradds led the way with 26 points and 14 rebounds
- Justin Johnson paced WKU with 17 point and nine rebounds, while Que Johnson added 14 points

2016-17 RESULTS

DATE	OPPONENT	SCORE	ATTENDANCE	WKU HIGH POINTS	WKU HIGH REBOUNDS	OPP HIGH POINTS
11/12	ALABAMA STATE	W, 79-66	4,149	Q. Johnson (16)	Q. Johnson (9)	Rodney Simeon (25)
11/16	JACKSONVILLE STATE	W, 74-67	4,226	J. Johnson (17)	J. Johnson (10)	Erik Durham (17)
11/19	at Belmont	L, 90-69	3,619	J. Johnson (17)	J. Johnson (9)	Evan Bradds (26)
11/22	NORTH CAROLINA A&T					
11/25	vs. Washington					
11/26	vs. TCU/UNLV					
11/30	at Eastern Kentucky					
12/03	at Missouri					
12/11	at Indiana State					
12/14	at Saint Mary's					
12/17	at Detroit					
12/21	OHIO					
12/28	AUSTIN PEAY					
12/31	at Florida Atlantic					
01/02	at FIU					
01/05	CHARLOTTE					
01/07	OLD DOMINION					
01/12	at UAB					
01/14	at Middle Tennessee					
01/21	at Marshall					
01/26	UTEP					
01/28	UTSA					
02/02	at LA Tech					
02/04	at Southern Miss					
02/11	MARSHALL					
02/16	MIDDLE TENNESSEE					
02/19	UAB					
02/23	at Charlotte					
02/25	at Old Dominion					
03/02	NORTH TEXAS					
03/04	RICE					

2016-17 GAME-BY-GAME STARTING LINEUPS

DATE	OPPONENT	G	G	G/F	F	F	RECORD*
11/12	ALABAMA STATE	Lomomba	Thomas	Q. Johnson	J. Johnson	Lawson	1-0
11/16	JACKSONVILLE STATE	Lomomba	Thomas	Q. Johnson	J. Johnson	Lawson	2-0
11/19	at Belmont	Lomomba	Thomas	Q. Johnson	J. Johnson	Lawson	2-1
11/22	NORTH CAROLINA A&T						
11/25	vs. Washington						
11/26	vs. TCU/UNLV						
11/30	at Eastern Kentucky						
12/03	at Missouri						
12/11	at Indiana State						
12/14	at Saint Mary's						
12/17	at Detroit						
12/21	OHIO						
12/28	AUSTIN PEAY						
12/31	at Florida Atlantic						
01/02	at FIU						
01/05	CHARLOTTE						
01/07	OLD DOMINION						
01/12	at UAB						
01/14	at Middle Tennessee						
01/21	at Marshall						
01/26	UTEP						
01/28	UTSA						
02/02	at LA Tech						
02/04	at Southern Miss						
02/11	MARSHALL						
02/16	MIDDLE TENNESSEE						
02/19	UAB						
02/23	at Charlotte						
02/25	at Old Dominion						
03/02	NORTH TEXAS						
03/04	RICE						

(*) running count of WKU's record with listed lineup

2016-17 GAME-BY-GAME COMPARISON

DATE	OPPONENT	FGM-A/%	3FG-A/%	FTM-A/%	OR-DR-TOT	PF	AST	TO	BK	STL	PTS
11/12	WKU	23-51/.451	9-18/.500	24-32/.750	8-36-44	13	10	18	4	3	79
	ALABAMA STATE	26-74/.351	9-29/.310	5-6/.833	12-27-39	27	12	13	2	7	66
11/16	WKU	26-54/.481	9-18/.500	13-16/.813	8-28-36	10	12	11	3	4	74
	JACKSONVILLE STATE	27-65/.415	8-22/.364	5-6/.833	11-23-34	17	11	8	2	6	67
11/19	WKU	28-62/.452	6-16/.375	7-10/.700	8-23-31	10	9	14	5	5	69
	at Belmont	36-62/.581	16-34/.471	2-4/.500	3-28-31	12	24	12	2	7	90
11/22	WKU										
	NORTH CAROLINA A&T										
11/25	WKU										
	vs. Washington										
11/26	WKU										
	vs. TCU/UNLV										
11/30	WKU										
	at Eastern Kentucky										
12/03	WKU										
	at Missouri										
12/11	WKU										
	at Indiana State										
12/14	WKU										
	at Saint Mary's										
12/17	WKU										
	at Detroit Mercy										
12/21	WKU										
	OHIO										
12/28	WKU										
	AUSTIN PEAY										
12/31	WKU										
	at Florida Atlantic										
01/02	WKU										
	at FIU										
01/05	WKU										
	CHARLOTTE										
01/07	WKU										
	OLD DOMINION										
01/12	WKU										
	at UAB										
01/14	WKU										
	at Middle Tennessee										
01/21	WKU										
	at Marshall										
01/26	WKU										
	UTEP										
01/28	WKU										
	UTSA										
02/02	WKU										
	at LA Tech										
02/04	WKU										
	at Southern Miss										
02/11	WKU										
	MARSHALL										
02/16	WKU										
	MIDDLE TENNESSEE										
02/19	WKU										
	UAB										
02/23	WKU										
	at Charlotte										
02/25	WKU										
	at Old Dominion										
03/02	WKU										
	NORTH TEXAS										
03/04	WKU										
	RICE										

2016-17 SPECIALTY STATS (LISTED: WKU-OPPONENT)

DATE	OPPONENT	IN PAINT	OFF TO	SECOND CHANCE	FAST BREAK	BENCH	LARGEST LEAD	LARGEST DEFICIT	LEAD CHANGES	TIES
11/12	ALABAMA STATE	24-30	14-21	9-18	4-11	22-16	24	None	0	0
11/16	JACKSONVILLE STATE	30-32	7-12	12-10	9-2	10-5	12	11	5	4
11/19	at Belmont	28-40	8-17	11-7	6-8	15-31	11	21	3	5
11/22	NORTH CAROLINA A&T									
11/25	vs. Washington									
11/26	vs. TCU/UNLV									
11/30	at Eastern Kentucky									
12/03	at Missouri									
12/11	at Indiana State									
12/14	at Saint Mary's									
12/17	at Detroit Mercy									
12/21	OHIO									
12/28	AUSTIN PEAY									
12/31	at Florida Atlantic									
01/02	at FIU									
01/05	CHARLOTTE									
01/07	OLD DOMINION									
01/12	at UAB									
01/14	at Middle Tennessee									
01/21	at Marshall									
01/26	UTEP									
01/28	UTSA									
02/02	at LA Tech									
02/04	at Southern Miss									
02/11	MARSHALL									
02/16	MIDDLE TENNESSEE									
02/19	UAB									
02/23	at Charlotte									
02/25	at Old Dominion									
03/02	NORTH TEXAS									
03/04	RICE									

2016-17 TEAM SUPERLATIVES

WKU	HIGHS	LOWS
Points	79 (vs. Alabama State, 11/12)	69 (at Belmont, 11/19)
First-half points	39 (at Belmont, 11/19)	30 (vs. Jacksonville State, 11/16)
Second-half points	45 (vs. Alabama State, 11/12)	30 (at Belmont, 11/19)
Overtime points		
Winning margin	13 (vs. Alabama State, 11/12)	7 (vs. Jacksonville State, 11/16)
Field goals	28 (at Belmont, 11/19)	23 (vs. Alabama State, 11/12)
Field goals attempted	62 (at Belmont, 11/19)	51 (vs. Alabama State, 11/12)
Field goal percentage	.481 (vs. Jacksonville State, 11/16)	.451 (vs. Alabama State, 11/12)
3-point field goals	(9) 2 times	6 (at Belmont, 11/19)
3-point field goals attempted	(18) 2 times	16 (at Belmont, 11/19)
3-point field goal percentage	(.500) 2 times	.375 (at Belmont, 11/19)
Free throws	24 (vs. Alabama State, 11/12)	7 (at Belmont, 11/19)
Free throws attempted	32 (vs. Alabama State, 11/12)	10 (at Belmont, 11/19)
Free throw percentage	.813 (vs. Jacksonville State, 11/16)	.700 (at Belmont, 11/19)
Rebounds	44 (vs. Alabama State, 11/12)	31 (at Belmont, 11/19)
Offensive rebounds	(8) 3 times	(8) 3 times
Defensive rebounds	36 (vs. Alabama State, 11/12)	23 (at Belmont, 11/19)
Personal fouls	13 (vs. Alabama State, 11/12)	10 (at Belmont, 11/19)
Assists	12 (vs. Jacksonville State, 11/12)	9 (at Belmont, 11/19)
Turnovers	18 (vs. Alabama State, 11/12)	11 (vs. Jacksonville State, 11/16)
Blocked shots	5 (at Belmont, 11/19)	3 (vs. Jacksonville State, 11/16)
Steals	5 (at Belmont, 11/19)	3 (vs. Alabama State, 11/12)

OPPONENTS	HIGHS	LOWS
Points	90 (at Belmont, 11/19)	66 (vs. Alabama State, 11/12)
First-half points	42 (at Belmont, 11/19)	17 (vs. Alabama State, 11/12)
Second-half points	49 (vs. Alabama State, 11/12)	37 (vs. Jacksonville State, 11/16)
Overtime points		
Winning margin	21 (at Belmont, 11/19)	
Field goals	36 (at Belmont, 11/19)	26 (vs. Alabama State, 11/12)
Field goals attempted	74 (vs. Alabama State, 11/12)	62 (at Belmont, 11/19)
Field goal percentage	.581 (at Belmont, 11/19)	.351 (vs. Alabama State, 11/12)
3-point field goals	16 (at Belmont, 11/19)	8 (vs. Jacksonville State, 11/16)
3-point field goals attempted	34 (at Belmont, 11/19)	22 (vs. Jacksonville State, 11/16)
3-point field goal percentage	.471 (at Belmont, 11/19)	.310 (vs. Alabama State, 11/12)
Free throws	(5) 2 times	2 (at Belmont, 11/19)
Free throws attempted	(6) 2 times	4 (at Belmont, 11/19)
Free throw percentage	(.833) 2 times	.500 (at Belmont, 11/19)
Rebounds	39 (vs. Alabama State, 11/12)	31 (at Belmont, 11/19)
Offensive rebounds	12 (vs. Alabama State, 11/12)	3 (at Belmont, 11/19)
Defensive rebounds	28 (at Belmont, 11/19)	23 (vs. Jacksonville State, 11/16)
Personal fouls	27 (vs. Alabama State, 11/12)	12 (at Belmont, 11/19)
Assists	24 (at Belmont, 11/19)	11 (vs. Jacksonville State, 11/16)
Turnovers	13 (vs. Alabama State, 11/12)	8 (vs. Jacksonville State, 11/16)
Blocked shots	8 (vs. Jacksonville State, 11/16)	2 (2 times)
Steals	7 (2 times)	6 (vs. Jacksonville State, 11/16)

2016-17 INDIVIDUAL SUPERLATIVES

WKU HIGHS

Points	17 (J. Johnson, 2 times)
Field goals	7 (J. Johnson at Belmont, 11/19)
Field goals attempted	14 (J. Johnson vs. Jacksonville State, 11/16)
Field goal percentage (min. 6 att.)	.636 [7-11] (J. Johnson at Belmont, 11/19)
3-point field goals	4 (Thomas vs. Jacksonville State, 11/16)
3-point field goals attempted	7 (Thomas vs. Jacksonville State, 11/16)
3-point field goal percentage (min. 4 att.)	.750 [3-4] (J. Johnson at Belmont, 11/19)
Free throws	8 (Thomas vs. Alabama State, 11/12)
Free throws attempted	8 (Thomas vs. Alabama State, 11/12)
Free throw percentage (min. 6 att.)	1.000 (Thomas vs. Alabama State, 11/12)
Rebounds	10 (J. Johnson vs. Jacksonville State, 11/16)
Assists	7 (Lomomba vs. Jacksonville State, 11/16)
Turnovers	4 (Lomomba vs. Jacksonville State, 11/16)
Blocked shots	3 (Lawson at Belmont, 11/19)
Steals	2 (3 instances)
Minutes	37 (2 instances)

OPPONENT HIGHS

Points	26 (Evan Bradds at Belmont, 11/19)
Field goals	12 (Evan Bradds at Belmont, 11/19)
Field goals attempted	17 (Evan Bradds at Belmont, 11/19)
Field goal percentage (min. 6 att.)	.750 [6-8] (2 instances)
3-point field goals	7 (Rodney Simeon [Alabama State], 11/12)
3-point field goals attempted	11 (Rodney Simeon [Alabama State], 11/12)
3-point field goal percentage (min. 4 att.)	.833 [5-6] (Erik Durham [Jacksonville State], 11/16)
Free throws	3 (Corvon Butler [Alabama State], 11/12)
Free throws attempted	3 (2 instances)
Free throw percentage (min. 6 att.)	
Rebounds	14 (Evan Bradds at Belmont, 11/19)
Assists	9 (Austin Luke at Belmont, 11/19)
Turnovers	6 (Austin Luke at Belmont, 11/19)
Blocked shots	1 (4 instances)
Steals	4 (Terrance LeFlore [Alabama State], 11/12)
Minutes	38 (Malcolm Drumwright [Jacksonville State], 11/16)

WKU'S TOP INDIVIDUAL GAMES

Points

1. Justin Johnson vs. Jacksonville State.....	17
Justin Johnson at Belmont.....	17
3. Que Johnson vs. Alabama State.....	16
4. Pancake Thomas vs. Alabama State.....	15
5. Pancake Thomas vs. Jacksonville State.....	14
Que Johnson vs. Jacksonville State.....	14
Que Johnson at Belmont.....	14
8. Junior Lomomba vs. Jacksonville State.....	11
9. Junior Lomomba vs. Alabama State.....	9
Justin Johnson vs. Alabama State.....	9
Ben Lawson at Belmont.....	9
Anton Waters at Belmont.....	9

Rebounds

1. Justin Johnson vs. Jacksonville State.....	10
2. Que Johnson vs. Alabama State.....	9
Justin Johnson at Belmont.....	9
4. Anton Waters vs. Alabama State.....	8
Anton Waters vs. Jacksonville State.....	8
6. Justin Johnson vs. Alabama State.....	7
Que Johnson vs. Jacksonville State.....	7
8. Ben Lawson vs. Alabama State.....	6
Junior Lomomba vs. Alabama State.....	6
Pancake Thomas at Belmont.....	6

Assists

1. Junior Lomomba vs. Jacksonville State.....	7
2. Junior Lomomba at Belmont.....	5
3. Pancake Thomas vs. Alabama State.....	4
4. Junior Lomomba vs. Alabama State.....	3
5. 2 instances.....	2

Blocked Shots

1. Ben Lawson at Belmont.....	3
2. Ben Lawson vs. Jacksonville State.....	2

Steals

1. Que Johnson vs. Jacksonville State.....	2
Que Johnson vs. Alabama State.....	2
Pancake Thomas at Belmont.....	2

Minutes Played

1. Que Johnson vs. Jacksonville State.....	37
Pancake Thomas at Belmont.....	37
3. Pancake Thomas vs. Jacksonville State.....	36
Justin Johnson vs. Jacksonville State.....	36
5. Pancake Thomas vs. Alabama State.....	34
Que Johnson at Belmont.....	34
7. Junior Lomomba vs. Jacksonville State.....	33
8. Que Johnson vs. Alabama State.....	30
Justin Johnson at Belmont.....	30
Junior Lomomba at Belmont.....	30

GAME 1

Nov. 12, 2016
WKU 79
ASU 66



Official Basketball Box Score - Game Totals - Final Statistics
Alabama State vs WKU
11/12/16 7 p.m. at Bowling Green, Ky. (E.A. Diddle Arena)

**Alabama State 66 • 0-1**

#	Player	Total		3-Ptr		Rebounds		PF	TP	A	TO	Bk	Stl	Min
		FG	FGA	FT	FTA	Off	Def							
12	ARMSTRONG, Tony	1	3	0	0	2	5	8	3	6	0	1	1	29
00	WARNOCK, Amir	2	5	0	0	1	4	5	2	4	0	1	0	18
01	SIMEON, Rodney	8	15	7	11	2	3	0	1	1	4	25	1	20
03	THOMAS, Torloft	2	8	0	3	0	2	2	3	4	2	0	0	24
30	LEFLORE, Terrance	5	14	1	6	0	2	0	2	11	4	1	0	31
02	BUTLER, Corvon	4	10	0	1	3	3	4	7	3	11	1	0	1
11	ROGERS, Austin	0	2	0	1	0	0	0	0	2	0	0	0	12
12	GEE, Reginald	1	3	1	3	0	0	1	1	1	3	0	0	0
00	HOLLOWAY, Glenn	0	0	0	0	0	0	0	0	0	0	0	0	3
25	TYSON, Mikel	1	2	0	0	0	1	1	2	2	1	1	0	5
31	CLEVELAND, Artis	0	0	0	0	2	0	2	2	0	1	2	1	0
52	ROGERS, Steve	0	6	0	4	0	0	3	3	0	0	2	0	1
Team														
Totals		26-74		9-29		5-6		12		27		39		27
FG % 1st Half: 7-34		20.6%		2nd half: 19-40		47.5%		Game: 26-74		35.1%		Deadball		Rebounds
3FG % 1st Half: 2-16		12.5%		2nd half: 7-13		53.8%		Game: 9-29		31.0%		1		0
FT % 1st Half: 1-1		100.0		2nd half: 4-5		80.0%		Game: 5-6		83.3%				

WKU 79 • 1-0

#	Player	Total		3-Ptr		Rebounds		PF	TP	A	TO	Bk	Stl	Min
		FG	FGA	FT	FTA	Off	Def							
14	LAWSON, Ben	3	5	0	0	2	4	6	0	8	0	1	1	0
23	JOHNSON, Justin	3	8	0	2	3	6	7	1	9	0	3	1	1
05	LOMOMBA, Junior	1	5	1	1	6	0	6	0	9	3	3	0	0
12	THOMAS, Pancake	3	11	1	3	8	8	0	2	0	15	4	2	0
32	JOHNSON, Que	5	9	3	6	5	9	9	3	16	1	3	1	2
01	HOWARD, Tobias	2	4	2	3	0	0	1	2	3	0	6	2	1
03	PARRIS, Damari	0	1	0	0	2	2	1	0	1	2	0	1	0
15	MILLER, Tyler	0	0	0	0	0	0	0	0	0	0	0	0	1
42	WATERS, Anton	4	5	0	0	1	3	5	8	4	8	0	2	1
43	LEAHY, Marty	2	3	2	3	0	0	0	0	4	6	0	1	0
Team														
Totals		23-51		9-18		24-32		8		36		44		13
FG % 1st Half: 12-30		40.0%		2nd half: 11-21		52.4%		Game: 23-51		45.1%		Deadball		Rebounds
3FG % 1st Half: 4-10		40.0%		2nd half: 5-8		62.5%		Game: 9-18		50.0%		1		0
FT % 1st Half: 6-10		60.0%		2nd half: 18-22		81.8%		Game: 24-32		75.0%				

Officials: Tyler Kumpf, Antonio Petty, Mike Stuart
Technical fouls: Alabama State-None. WKU-None.
Attendance: 4149

Score by periods	1st	2nd	Total
Alabama State	17	49	66
WKU	34	45	79

Last FG - ALST 2nd-00:51, WKU 2nd-00:40.
Largest lead - ALST None, WKU by 24 2nd-04:41.
ALST led for 00:00. WKU led for 39:27. Game was tied for 00:33.

Points	In	Off	2nd	Fast
ALST	30	21	18	11
WKU	24	14	9	4

Score tied - 0 times.
Lead changed - 0 times.

GAME 2

Nov. 16, 2016
WKU 74
JSU 67



Official Basketball Box Score - Game Totals - Final Statistics
Jacksonville State vs WKU
11/16/16 8 p.m. at Bowling Green, Ky. (E.A. Diddle Arena)

**Jacksonville State 67 • 1-2**

#	Player	Total		3-Ptr		Rebounds		PF	TP	A	TO	Bk	Stl	Min
		FG	FGA	FT	FTA	Off	Def							
31	CUNNINGHAM, Christian	4	5	0	0	1	4	5	3	9	2	1	1	2
12	GIGA, Norbertas	8	16	0	2	1	5	6	2	16	2	0	1	1
01	TUCKER, Greg	4	11	1	5	2	0	4	4	1	11	0	1	0
15	DURHAM, Erik	6	9	5	6	0	0	1	2	0	17	1	2	0
21	DRUMWRIGHT, Malcol	4	14	1	5	0	0	4	4	5	9	5	1	0
03	GREEN, Derrick	0	2	0	0	1	0	1	0	0	0	1	0	0
04	EDWARDS, Tyrin	0	0	0	0	0	0	0	0	0	0	1	0	0
01	JONES, Deshawn	0	1	0	0	0	0	0	0	1	0	0	0	0
11	CROSS, Jacara	0	2	0	0	1	0	1	1	2	0	0	0	0
33	STATAM, Andre	1	5	1	4	0	0	2	2	4	3	0	1	0
Team														
Totals		27-65		8-22		5-6		11		23		34		17
FG % 1st Half: 12-32		37.5%		2nd half: 15-33		45.5%		Game: 27-65		41.5%		Deadball		Rebounds
3FG % 1st Half: 4-10		40.0%		2nd half: 4-12		33.3%		Game: 8-22		36.4%		0		0
FT % 1st Half: 2-2		100.0		2nd half: 3-4		75.0%		Game: 5-6		83.3%				

WKU 74 • 2-0

#	Player	Total		3-Ptr		Rebounds		PF	TP	A	TO	Bk	Stl	Min
		FG	FGA	FT	FTA	Off	Def							
14	LAWSON, Ben	3	7	0	0	2	3	1	4	5	1	8	0	0
23	JOHNSON, Justin	6	14	2	4	3	3	4	6	10	0	17	1	0
05	LOMOMBA, Junior	2	6	0	2	7	7	0	2	2	11	7	4	0
12	THOMAS, Pancake	5	10	4	7	0	0	0	0	2	14	2	2	0
32	JOHNSON, Que	6	11	2	4	0	0	1	6	7	2	14	1	2
01	HOWARD, Tobias	1	1	1	1	0	0	0	0	0	0	3	0	0
03	PARRIS, Damari	0	1	0	0	0	0	0	0	2	2	1	0	0
42	WATERS, Anton	3	4	0	0	1	3	2	6	8	2	7	0	1
43	LEAHY, Marty	0	0	0	0	0	0	0	0	0	0	0	0	0
Team														
Totals		26-54		9-18		13-16		8		28		36		10
FG % 1st Half: 13-32		40.6%		2nd half: 13-22		59.1%		Game: 26-54		48.1%		Deadball		Rebounds
3FG % 1st Half: 3-8		37.5%		2nd half: 6-10		60.0%		Game: 9-18		50.0%		0		0
FT % 1st Half: 1-1		100.0		2nd half: 12-15		80.0%		Game: 13-16		81.3%				

Officials: Tom Eades, Tommy Short, Roger Ayers
Technical fouls: Jacksonville State-None. WKU-None.
Attendance: 4226

Score by periods	1st	2nd	Total
Jacksonville State	30	37	67
WKU	30	44	74

Last FG - JSU 2nd-00:09, WKU 2nd-01:28.
Largest lead - JSU by 11 1st-11:29, WKU by 12 2nd-04:40.
JSU led for 14:05. WKU led for 21:03. Game was tied for 04:52.

Points	In	Off	2nd	Fast
JSU	32	12	10	2
WKU	30	7	12	9

Score tied - 4 times.
Lead changed - 5 times.

GAME 3

Nov. 19, 2016
BEL 90
WKU 69



Official Basketball Box Score - Game Totals - Final Statistics
WKU vs Belmont
11/19/16 7:00 p.m. at Nashville, Tenn. (Curb Event Center)

**WKU 69 • 2-1**

#	Player	Total		3-Ptr		Rebounds		PF	TP	A	TO	Bk	Stl	Min
		FG	FGA	FT	FTA	Off	Def							
14	LAWSON, Ben	4	7	0	1	2	0	4	4	1	9	0	3	3
23	JOHNSON, Justin	7	11	3	4	0	1	8	9	2	17	2	2	1
05	LOMOMBA, Junior	3	9	0	2	0	1	0	0	2	6	5	3	0
12	THOMAS, Pancake	2	2	0	2	4	4	1	8	1	3	3	2	37
04	JOHNSON, Justin	6	15	0	0	1	6	1	1	1	3	0	1	9
01	HOWARD, Tobias	0	0	0	0	1	0	1	1	0	0	0	1	9
03	PARKIS, Damarion	3	6	0	1	0	0	0	0	0	1	0	0	14
08	MILLER, Tyler	0	0	0	0	0	0	1	1	0	0	0	0	1
21	STAIKOVSKI, Marko	0	0	0	0	0	0	0	0	0	0	0	0	1
04	WATERS, Anton	3	5	1	2	2	3	5	0	9	0	0	1	16
02	LEAHY, Marty	0	0	0	0	0	0	0	0	0	0	0	0	0
Team						2	3	3						

OVERALL SEASON STATISTICS

RECORD:	OVERALL	HOME	AWAY	NEUTRAL
ALL GAMES	2-1	2-0	0-1	0-0
CONFERENCE	0-0	0-0	0-0	0-0
NON-CONFERENCE	2-1	2-0	0-1	0-0

##	Player	gp-gs	min	avg	Total	3-Point	F-Throw	Rebounds													pts	avg
					fg-fga	fg%	3fg-fga	3fg%	ft-fa	ft%	off	def	tot	avg	pf	dq	a	to	blk	stl		
01	HOWARD, Tobias	3-0	29	9.7	3-5	.600	3-4	.750	0-0	.000	2	2	4	1.3	1	0	2	2	0	1	9	3.0
03	PARRIS, Damari	3-0	34	11.3	3-8	.375	0-1	.000	2-2	1.000	1	3	4	1.3	4	0	1	4	0	0	8	2.7
05	LOMOMBA, Junior	3-3	91	30.3	6-20	.300	1-5	.200	13-14	.929	0	8	8	2.7	4	0	15	10	0	1	26	8.7
12	THOMAS, Pancake	3-3	107	35.7	10-30	.333	5-12	.417	12-12	1.000	1	7	8	2.7	3	0	7	5	0	2	37	12.3
14	LAWSON, Ben	3-3	74	24.7	10-19	.526	0-1	.000	5-9	.556	3	12	15	5.0	2	0	0	4	6	1	25	8.3
15	MILLER, Tyler	2-0	2	1.0	0-0	.000	0-0	.000	0-0	.000	0	0	0	0.0	0	0	0	0	0	0	0	0.0
21	STAJKOVSKI, Marko	1-0	1	1.0	0-0	.000	0-0	.000	0-0	.000	0	0	0	0.0	0	0	0	0	0	0	0	0.0
23	JOHNSON, Justin	3-3	94	31.3	16-33	.485	5-10	.500	6-10	.600	5	21	26	8.7	3	0	3	5	3	1	43	14.3
32	JOHNSON, Que	3-3	101	33.7	17-35	.486	7-15	.467	3-5	.600	3	15	18	6.0	6	0	3	8	1	5	44	14.7
42	WATERS, Anton	3-0	52	17.3	10-14	.714	1-1	1.000	3-6	.500	7	14	21	7.0	6	0	0	3	2	1	24	8.0
43	LEAHY, Marty	3-0	15	5.0	2-3	.667	2-3	.667	0-0	.000	0	0	0	0.0	4	0	0	1	0	0	6	2.0
Team											2	5	7					1				
Total.....		3	600		77-167	.461	24-52	.462	44-58	.759	24	87	111	37.0	33	0	31	43	12	12	222	74.0
Opponents.....		3	600		89-201	.443	33-85	.388	12-16	.750	26	78	104	34.7	56	-	47	33	6	20	223	74.3

TEAM STATISTICS	WKU	OPP	Date	Opponent	Score	Att.
SCORING	222	223	11/12/16	ALABAMA STATE	w 79-66	4149
Points per game	74.0	74.3	11/16/16	JACKSONVILLE STATE	w 74-67	4226
Scoring margin	-0.3	-	11/19/16	at Belmont	L 69-90	3619
FIELD GOALS-ATT	77-167	89-201	* - Conference game			
Field goal pct	.461	.443				
3 POINT FG-ATT	24-52	33-85				
3-point FG pct	.462	.388				
3-pt FG made per game	8.0	11.0				
FREE THROWS-ATT	44-58	12-16				
Free throw pct	.759	.750				
F-Throws made per game	14.7	4.0				
REBOUNDS	111	104				
Rebounds per game	37.0	34.7				
Rebounding margin	+2.3	-				
ASSISTS	31	47				
Assists per game	10.3	15.7				
TURNOVERS	43	33				
Turnovers per game	14.3	11.0				
Turnover margin	-3.3	-				
Assist/turnover ratio	0.7	1.4				
STEALS	12	20				
Steals per game	4.0	6.7				
BLOCKS	12	6				
Blocks per game	4.0	2.0				
ATTENDANCE	8375	3619				
Home games-Avg/Game	2-4188	1-3619				
Neutral site-Avg/Game	-	0-0				

Score by Periods	1st	2nd	Totals
WKU	103	119	222
Opponents	89	134	223

HILLTOPPER

B A S K E T B A L L

WKU Hilltoppers vs. North Carolina A&T Aggies

Postgame Notes

Nov. 22, 2016

E.A. Diddle Arena, Bowling Green, Ky.

FINAL SCORE: WKU 77, North Carolina A&T 56

RECORDS AND NOTABLES

- WKU starts 3-1 for the first time since the 2013-14 season.
 - WKU leads the all-time series against North Carolina A&T 1-0.
- WKU is 52-15 (.776) at E.A. Diddle Arena over the last four-plus seasons after going 27-17 (.614) in the three seasons prior. The Hilltoppers are 576-162 all-time at Diddle Arena for a .780 winning percentage.
- The Hilltoppers have won 12 straight nonconference home games dating back to a loss to fourth-ranked Louisville on Dec. 20, 2014.
- **UP NEXT:** The Hilltoppers head to Las Vegas to face Washington at 7 p.m. (CT) Friday in the Global Sports Classic at the Thomas and Mack Center. The game will air on Campus Insiders.

TEAM NOTES

- WKU used the starting lineup of Junior Lomomba, Pancake Thomas, Que Johnson, Justin Johnson and Ben Lawson for the fourth straight game to open the season.
- **KEY FIRST HALF RUN:** With WKU up 33-32, Que Johnson paced the Hilltoppers on a 9-2 run (scoring all nine) over the final 1:54 of the opening frame to take a 42-34 lead into halftime.
- **KEY SECOND HALF RUN:** WKU, playing with an eight-point lead (58-50) at the 7:57 mark, had one more key push by going on a 9-0 run to put the Tops up by 17 points.
- WKU shot 43.8 percent for the game (21-for-58), 27.7 percent from 3-point range (4-for-15) and 83.8 percent from the free throw line (31-for-37).
- The Hilltoppers 31 free throws made were their most since netting 31 at Arkansas-Little Rock on Feb. 17, 2001.
- WKU shot their most free throws in a first half this year, tallying 13 of 15 from the line.
- WKU has made a 3-pointer in 910 straight games dating back to March 15, 1987.

- The Hilltoppers scored 22 points off of turnovers – their most of the season (15 in the first half).
- WKU scored 11 fast-break points for a new season high, topping the previous mark of nine versus Jacksonville State.
- The Hilltoppers racked up 42 points in the first half, which is a new season high for the opening half.
- WKU forced the Aggies into a scoring drought of nearly seven minutes in the second half.
- The Hilltoppers shot over 70 percent from the charity stripe for the fourth straight game.
- WKU had four players in double figures scoring for the second time this season.

INDIVIDUAL NOTES

QUE JOHNSON

- Johnson posted 18 points and three rebounds.
 - The grad transfer has now hit at least two 3-pointers in all of his games on The Hill.
 - Johnson went on an 8-0 run by himself in the opening half, knocking down two 3s and two free throws.

JUSTIN JOHNSON

- The junior racked up 12 points and 10 rebounds – the 12th double-double of his career and second of the season.

PANCAKE THOMAS

- Thomas tallied 13 points, three rebounds and an assist.
 - Thomas scored nine points in the first half – his first points in the opening frame at Diddle Arena.

BEN LAWSON

- The senior scored a season-high 13 points to go along with seven rebounds and two blocks
 - Lawson also notched two charges

ANTON WATERS

- Waters posted nine points and four rebounds.

DAMARI PARRIS

- Damari Parris led the Hilltoppers with a career-high four assists.

MARTY LEAHY

- The freshman tied a career-high racking up six points and logged a career-high 17 minutes of action.

TYLER MILLER

- The junior tallied his first ever assist in two minutes of action.

MARKO STAJKOVSKI

- The freshman pulled down his first career rebound.



Official Basketball Box Score -- Game Totals -- Final Statistics
North Carolina A&T vs WKU
11/22/16 7 p.m. at Bowling Green, Ky. (E.A. Diddle Arena)



North Carolina A&T 56 • 1-3

##	Player		Total	3-Ptr	Rebounds			PF	TP	A	TO	Blk	Stl	Min
			FG-FGA	FG-FGA	FT-FTA	Off	Def	Tot						
00	MCGOWENS, Davaris	f	0-1	0-0	0-0	0	3	3	5	0	1	2	0	12
32	SCALES, Aaron	f	1-3	0-0	2-4	0	1	1	5	4	0	2	2	20
02	HUNT, Sam	g	8-20	1-6	2-2	0	2	2	2	19	2	4	0	38
24	WATSON, Donte	g	3-5	2-4	0-0	0	6	6	1	8	1	0	0	32
30	GONZALEZ, Eliel	g	1-4	0-1	2-4	0	3	3	1	4	0	3	0	29
04	REESE, Nick		0-0	0-0	0-0	1	2	3	3	0	0	1	0	8
05	MULLINS, Joshua		0-0	0-0	0-0	0	0	0	0	0	0	0	0	1
10	WHITAKER, James		3-6	1-2	4-6	0	0	0	2	11	0	0	0	17
12	JONES, Martin II		0-0	0-0	0-0	0	0	0	1	0	0	0	0	4
13	WILLIAMS, Austin		3-4	1-1	1-2	1	0	1	2	8	0	1	0	14
14	PRATT, Raymon		0-1	0-0	0-0	0	1	1	2	0	0	1	0	5
15	HAMILTON, Amari		0-0	0-0	0-0	0	0	0	0	0	0	1	0	1
35	OWONA, Mike		1-1	0-0	0-0	1	2	3	4	2	0	2	2	19
Team						1	1	2			1			
Totals			20-45	5-14	11-18	4	21	25	28	56	4	18	4	200

FG % 1st Half: 12-24 50.0% 2nd half: 8-21 38.1% Game: 20-45 44.4%
3FG % 1st Half: 4-7 57.1% 2nd half: 1-7 14.3% Game: 5-14 35.7%
FT % 1st Half: 6-8 75.0% 2nd half: 5-10 50.0% Game: 11-18 61.1%

Deadball
Rebounds
3

WKU 77 • 3-1

##	Player		Total	3-Ptr	Rebounds			PF	TP	A	TO	Blk	Stl	Min
			FG-FGA	FG-FGA	FT-FTA	Off	Def	Tot						
14	LAWSON, Ben	f	4-6	0-0	5-7	3	4	7	1	13	0	0	2	23
23	JOHNSON, Justin	f	2-5	0-0	8-8	3	7	10	3	12	3	3	2	25
05	LOMOMBA, Junior	g	0-3	0-1	2-2	0	0	0	5	2	2	2	0	21
12	THOMAS, Pancake	g	4-7	1-3	4-5	0	3	3	1	13	1	2	0	35
32	JOHNSON, Que	g	5-9	3-7	5-6	0	3	3	0	18	0	1	0	31
01	HOWARD, Tobias		1-3	0-1	0-0	0	0	0	0	2	0	0	0	11
03	PARRIS, Damari		1-5	0-2	0-0	1	1	2	1	2	4	2	0	19
15	MILLER, Tyler		0-0	0-0	0-0	0	0	0	0	0	1	0	0	2
21	STAJKOVSKI, Marko		0-0	0-0	0-0	0	1	1	0	0	0	0	0	2
42	WATERS, Anton		3-6	0-0	3-4	1	3	4	3	9	0	1	0	14
43	LEAHY, Marty		1-4	0-1	4-5	1	2	3	2	6	1	2	0	17
Team						1	1	2						
Totals			21-48	4-15	31-37	10	25	35	16	77	12	13	4	200

FG % 1st Half: 12-24 50.0% 2nd half: 9-24 37.5% Game: 21-48 43.8%
3FG % 1st Half: 3-9 33.3% 2nd half: 1-6 16.7% Game: 4-15 26.7%
FT % 1st Half: 15-17 88.2% 2nd half: 16-20 80.0% Game: 31-37 83.8%

Deadball
Rebounds
2

Officials: Bart Lenox, Alfred Smith, Shane Land
Technical fouls: North Carolina A&T-None. WKU-None.
Attendance: 3751

Score by periods	1st	2nd	Total
North Carolina A&T	34	22	56
WKU	42	35	77

	In Paint	Off T/O	2nd Chance	Fast Break	Bench
Points NCATM	24	10	2	6	21
WKU	20	22	5	11	19

Last FG - NCATM 2nd-02:56, WKU 2nd-01:21.
Largest lead - NCATM by 1 1st-18:04, WKU by 21 2nd-00:59.
NCATM led for 00:13. WKU led for 37:05. Game was tied for 02:42.

Score tied - 2 times.
Lead changed - 2 times.



North Carolina A&T vs WKU

11/22/16 7 p.m. at Bowling Green, Ky. (E.A. Diddle Arena)



1st PERIOD Play-by-Play (Page 1)

Time	Score	Margin	HOME/VISITOR	Time	Score	Margin	HOME/VISITOR
19:43			MISSED JUMPER by LOMOMBA, Junior	12:49			FOUL by REESE, Nick (P1T5)
19:43			REBOUND (DEF) by MCGOWENS,Davaris	12:49			SUB IN : PRATT, Raymon
19:25			MISSED JUMPER by MCGOWENS,Davaris	12:49			SUB OUT: HUNT, Sam
19:25			BLOCK by JOHNSON, Justin	12:49			SUB IN : HOWARD, Tobias
19:22			REBOUND (DEF) by LAWSON, Ben	12:49			SUB OUT: THOMAS, Pancake
19:07			MISSED JUMPER by LAWSON, Ben	12:37			MISSED 3 PTR by JOHNSON, Que
19:07			BLOCK by SCALES, Aaron	12:37			REBOUND (DEF) by PRATT, Raymon
19:03			REBOUND (DEF) by GONZALEZ, Eliel	12:28			TURNOVR by GONZALEZ, Eliel
18:36			TURNOVR by (TEAM)	12:12			TURNOVR by JOHNSON, Justin
18:26	2-0	H 2	GOOD! JUMPER by THOMAS, Pancake [PNT]	12:12			STEAL by WHITAKER, James
18:04	2-3	V 1	GOOD! 3 PTR by HUNT, Sam	11:56			FOUL by WATERS, Anton (P1T3)
18:04			ASSIST by MCGOWENS,Davaris	11:56			TIMEOUT MEDIA
17:51	5-3	H 2	GOOD! 3 PTR by JOHNSON, Que	11:56			SUB IN : HUNT, Sam
17:51			ASSIST by THOMAS, Pancake	11:56			SUB OUT: PRATT, Raymon
17:24			MISSED LAYUP by HUNT, Sam	11:56			SUB IN : LEAHY, Marty
17:24			BLOCK by LAWSON, Ben	11:56			SUB IN : THOMAS, Pancake
17:24			REBOUND (OFF) by (TEAM)	11:56			SUB IN : LOMOMBA, Junior
17:16			MISSED LAYUP by SCALES, Aaron	11:56			SUB OUT: PARRIS, Damari
17:16			BLOCK by LAWSON, Ben	11:56			SUB OUT: JOHNSON, Justin
17:14			REBOUND (DEF) by JOHNSON, Justin	11:56			SUB OUT: JOHNSON, Que
17:11	8-3	H 5	GOOD! 3 PTR by JOHNSON, Que [FB]	11:40			FOUL by SCALES, Aaron (P1T6)
17:11			ASSIST by JOHNSON, Justin	11:40			TURNOVR by SCALES, Aaron
17:09			TIMEOUT 30sec	11:40			SUB IN : OWONA, Mike
17:09			SUB IN : WHITAKER, James	11:40			SUB IN : WILLIAMS, Austin
17:09			SUB OUT: WATSON, Donte	11:40			SUB OUT: SCALES, Aaron
17:00			FOUL by MCGOWENS,Davaris (P1T1)	11:40			SUB OUT: GONZALEZ, Eliel
17:00			TURNOVR by MCGOWENS,Davaris	11:22	19-12	H 7	GOOD! JUMPER by THOMAS, Pancake
16:49			FOUL by WHITAKER, James (P1T2)	10:57			MISSED 3 PTR by WHITAKER, James
16:49	9-3	H 6	GOOD! FT SHOT by JOHNSON, Que	10:57			REBOUND (DEF) by WATERS, Anton
16:49	10-3	H 7	GOOD! FT SHOT by JOHNSON, Que	10:33			MISSED LAYUP by WATERS, Anton
16:30			FOUL by THOMAS, Pancake (P1T1)	10:33			BLOCK by OWONA, Mike
16:25			FOUL by JOHNSON, Justin (P1T2)	10:31			REBOUND (DEF) by REESE, Nick
16:14			MISSED 3 PTR by HUNT, Sam	10:16			FOUL by WATERS, Anton (P2T4)
16:14			REBOUND (DEF) by (TEAM)	10:16	19-13	H 6	GOOD! FT SHOT by WHITAKER, James
15:55			FOUL by MCGOWENS,Davaris (P2T3)	10:16	19-14	H 5	GOOD! FT SHOT by WHITAKER, James
15:55			TIMEOUT media	10:16			SUB IN : WATSON, Donte
15:55	11-3	H 8	GOOD! FT SHOT by JOHNSON, Justin	10:16			SUB OUT: WHITAKER, James
15:55	12-3	H 9	GOOD! FT SHOT by JOHNSON, Justin	10:16			SUB IN : LAWSON, Ben
15:55			SUB IN : REESE, Nick	10:16			SUB OUT: WATERS, Anton
15:55			SUB OUT: MCGOWENS,Davaris	09:55			MISSED 3 PTR by HOWARD, Tobias
15:33	12-6	H 6	GOOD! 3 PTR by WHITAKER, James	09:55			REBOUND (DEF) by OWONA, Mike
15:33			ASSIST by HUNT, Sam	09:31	19-17	H 2	GOOD! 3 PTR by WATSON, Donte
15:19			TURNOVR by THOMAS, Pancake	09:05	21-17	H 4	GOOD! JUMPER by LEAHY, Marty
15:09			TURNOVR by HUNT, Sam	08:40	21-19	H 2	GOOD! JUMPER by WILLIAMS, Austin
15:09			SUB IN : WATERS, Anton	08:31			FOUL by REESE, Nick (P2T7)
15:09			SUB OUT: LAWSON, Ben	08:31	22-19	H 3	GOOD! FT SHOT by LAWSON, Ben
14:47			FOUL by GONZALEZ, Eliel (P1T4)	08:31			MISSED FT SHOT by LAWSON, Ben
14:47	13-6	H 7	GOOD! FT SHOT by THOMAS, Pancake	08:31			REBOUND (DEF) by REESE, Nick
14:47	14-6	H 8	GOOD! FT SHOT by THOMAS, Pancake	08:31			SUB IN : JOHNSON, Que
14:47	15-6	H 9	GOOD! FT SHOT by THOMAS, Pancake	08:31			SUB OUT: HOWARD, Tobias
14:47			SUB IN : PARRIS, Damari	08:21			FOUL by REESE, Nick (P3T8)
14:47			SUB OUT: LOMOMBA, Junior	08:21			TURNOVR by REESE, Nick
14:28	15-8	H 7	GOOD! JUMPER by HUNT, Sam [PNT]	08:11			FOUL by LEAHY, Marty (P1T5)
14:17			MISSED 3 PTR by PARRIS, Damari	08:11			TURNOVR by LEAHY, Marty
14:17			REBOUND (OFF) by PARRIS, Damari	08:11			SUB IN : PRATT, Raymon
14:13			TURNOVR by PARRIS, Damari	08:11			SUB OUT: REESE, Nick
14:12			STEAL by GONZALEZ, Eliel	07:47			FOUL by OWONA, Mike (P1T9)
14:09	15-10	H 5	GOOD! LAYUP by GONZALEZ, Eliel [FB/PNT]	07:47			TURNOVR by OWONA, Mike
13:51			MISSED JUMPER by PARRIS, Damari	07:47			TIMEOUT MEDIA
13:51			REBOUND (OFF) by JOHNSON, Justin	07:47			SUB IN : JOHNSON, Justin
13:47			MISSED 3 PTR by JOHNSON, Que	07:47			SUB OUT: LEAHY, Marty
13:47			REBOUND (DEF) by HUNT, Sam	07:32	24-19	H 5	GOOD! LAYUP by LAWSON, Ben [PNT]
13:40	15-12	H 3	GOOD! LAYUP by WHITAKER, James [FB/PNT]	07:32			ASSIST by JOHNSON, Justin
13:40			ASSIST by HUNT, Sam	07:10			MISSED JUMPER by HUNT, Sam
13:22	17-12	H 5	GOOD! JUMPER by PARRIS, Damari	07:10			REBOUND (DEF) by JOHNSON, Justin
12:59			MISSED LAYUP by HUNT, Sam	07:05			TURNOVR by JOHNSON, Justin
12:59			REBOUND (OFF) by REESE, Nick	06:42			MISSED LAYUP by WILLIAMS, Austin
12:52			MISSED 3 PTR by HUNT, Sam	06:42			REBOUND (OFF) by OWONA, Mike
12:52			REBOUND (DEF) by WATERS, Anton	06:40	24-21	H 3	GOOD! LAYUP by OWONA, Mike [PNT]



North Carolina A&T vs WKU

11/22/16 7 p.m. at Bowling Green, Ky. (E.A. Diddle Arena)



1st PERIOD Play-by-Play (Page 2)

Time	Score	Margin	HOME/VISITOR	Time	Score	Margin	HOME/VISITOR
06:24			TURNOVR by JOHNSON, Justin	00:17			REBOUND (DEF) by JOHNSON, Que
06:18	24-24	T 1	GOOD! 3 PTR by WILLIAMS, Austin	00:11			TIMEOUT 30sec
06:18			ASSIST by WATSON, Donte	00:05			MISSED 3 PTR by LEAHY, Marty
05:57			MISSED 3 PTR by LOMOMBA, Junior	00:05			REBOUND (OFF) by (TEAM)
05:57			REBOUND (DEF) by WATSON, Donte	00:00	42-34	H 8	GOOD! JUMPER by JOHNSON, Que
05:35			TURNOVR by PRATT, Raymon	00:00			ASSIST by PARRIS, Damari
05:35			SUB IN : GONZALEZ, Eliel				
05:35			SUB IN : SCALES, Aaron				
05:35			SUB OUT: OWONA, Mike				
05:35			SUB OUT: WILLIAMS, Austin				
05:35			SUB IN : LEAHY, Marty				
05:35			SUB OUT: LAWSON, Ben				
05:19			MISSED JUMPER by THOMAS, Pancake				
05:19			REBOUND (OFF) by JOHNSON, Justin				
05:17	26-24	H 2	GOOD! TIP-IN by JOHNSON, Justin [PNT]				
05:00	26-26	T 2	GOOD! JUMPER by HUNT, Sam [PNT]				
04:53			FOUL by PRATT, Raymon (P1T10)				
04:53	27-26	H 1	GOOD! FT SHOT by JOHNSON, Que				
04:53			MISSED FT SHOT by JOHNSON, Que				
04:53			REBOUND (OFF) by LEAHY, Marty				
04:49			TURNOVR by LEAHY, Marty				
04:49			STEAL by GONZALEZ, Eliel				
04:35			FOUL by LOMOMBA, Junior (P1T6)				
04:35			MISSED FT SHOT by SCALES, Aaron				
04:35			REBOUND (OFF) by (DEADBALL)				
04:35			MISSED FT SHOT by SCALES, Aaron				
04:35			REBOUND (DEF) by THOMAS, Pancake				
04:35			FOUL by PRATT, Raymon (P2T11)				
04:35	28-26	H 2	GOOD! FT SHOT by LEAHY, Marty				
04:35	29-26	H 3	GOOD! FT SHOT by LEAHY, Marty				
04:35			SUB IN : JONES, Martin II				
04:35			SUB OUT: PRATT, Raymon				
04:12			MISSED JUMPER by GONZALEZ, Eliel				
04:12			REBOUND (DEF) by JOHNSON, Justin				
04:12			FOUL by SCALES, Aaron (P2T12)				
04:12	30-26	H 4	GOOD! FT SHOT by JOHNSON, Justin				
04:12	31-26	H 5	GOOD! FT SHOT by JOHNSON, Justin				
03:57	31-28	H 3	GOOD! JUMPER by HUNT, Sam				
03:50	33-28	H 5	GOOD! JUMPER by THOMAS, Pancake [FB]				
03:22	33-30	H 3	GOOD! LAYUP by WATSON, Donte [PNT]				
03:11			MISSED LAYUP by LOMOMBA, Junior				
03:11			BLOCK by SCALES, Aaron				
03:10			REBOUND (DEF) by WATSON, Donte				
02:48			FOUL by JOHNSON, Justin (P2T7)				
02:48			TIMEOUT MEDIA				
02:48	33-31	H 2	GOOD! FT SHOT by SCALES, Aaron				
02:48	33-32	H 1	GOOD! FT SHOT by SCALES, Aaron				
02:48			SUB IN : LAWSON, Ben				
02:48			SUB OUT: JOHNSON, Justin				
02:23			TURNOVR by LOMOMBA, Junior				
01:59			TURNOVR by HUNT, Sam				
01:57			STEAL by JOHNSON, Que				
01:54	35-32	H 3	GOOD! LAYUP by JOHNSON, Que [FB/PNT]				
01:25			MISSED JUMPER by SCALES, Aaron				
01:25			REBOUND (DEF) by JOHNSON, Que				
01:19			FOUL by JONES, Martin II (P1T13)				
01:19	36-32	H 4	GOOD! FT SHOT by JOHNSON, Que				
01:19	37-32	H 5	GOOD! FT SHOT by JOHNSON, Que				
01:19			SUB IN : OWONA, Mike				
01:19			SUB IN : MULLINS, Joshua				
01:19			SUB OUT: JONES, Martin II				
01:19			SUB OUT: SCALES, Aaron				
00:59			FOUL by LOMOMBA, Junior (P2T8)				
00:59	37-33	H 4	GOOD! FT SHOT by GONZALEZ, Eliel				
00:59	37-34	H 3	GOOD! FT SHOT by GONZALEZ, Eliel				
00:59			SUB IN : PARRIS, Damari				
00:59			SUB OUT: LOMOMBA, Junior				
00:40	40-34	H 6	GOOD! 3 PTR by JOHNSON, Que				
00:40			ASSIST by PARRIS, Damari				
00:17			MISSED JUMPER by HUNT, Sam				

	In	Off	2nd	Fast	
1st period-only	Paint	T/O	Chance	Break	Bench
North Carolina A&T	12	7	2	4	14
WKU	8	15	4	7	6



North Carolina A&T vs WKU

11/22/16 7 p.m. at Bowling Green, Ky. (E.A. Diddle Arena)



2nd PERIOD Play-by-Play (Page 1)

Time	Score	Margin	HOME/VISITOR	Time	Score	Margin	HOME/VISITOR
19:43			MISSED JUMPER by JOHNSON, Justin	11:33	53-41	H 12	GOOD! LAYUP by HOWARD, Tobias [FB/PNT]
19:43			REBOUND (DEF) by SCALES, Aaron	11:33			ASSIST by PARRIS, Damari
19:16	42-36	H 6	GOOD! LAYUP by HUNT, Sam [PNT]	11:04			TURNOVR by GONZALEZ, Eliel
18:52			MISSED 3 PTR by JOHNSON, Que	11:02			STEAL by PARRIS, Damari
18:52			REBOUND (DEF) by WATSON, Donte	11:00			MISSED JUMPER by LEAHY, Marty
18:34	42-39	H 3	GOOD! 3 PTR by WATSON, Donte	11:00			REBOUND (DEF) by OWONA, Mike
18:20			TURNOVR by LOMOMBA, Junior	10:38	53-43	H 10	GOOD! JUMPER by HUNT, Sam
18:19			STEAL by GONZALEZ, Eliel	10:20			TURNOVR by WATERS, Anton
18:18			FOUL by LOMOMBA, Junior (P3T1)	10:20			TIMEOUT media
18:14			MISSED FT SHOT by GONZALEZ, Eliel	10:20			SUB IN : SCALES, Aaron
18:14			REBOUND (OFF) by (DEADBALL)	10:20			SUB OUT: OWONA, Mike
18:08			MISSED FT SHOT by GONZALEZ, Eliel	10:20			SUB IN : THOMAS, Pancake
18:08			REBOUND (DEF) by JOHNSON, Justin	10:20			SUB OUT: JOHNSON, Que
17:57	45-39	H 6	GOOD! 3 PTR by THOMAS, Pancake	10:03			MISSED JUMPER by WHITAKER, James
17:57			ASSIST by LOMOMBA, Junior	10:03			REBOUND (DEF) by WATERS, Anton
17:42			FOUL by LAWSON, Ben (P1T2)	09:48			FOUL by HUNT, Sam (P1T6)
17:35			FOUL by LOMOMBA, Junior (P4T3)	09:48	54-43	H 11	GOOD! FT SHOT by LEAHY, Marty
17:35			SUB IN : PARRIS, Damari	09:48	55-43	H 12	GOOD! FT SHOT by LEAHY, Marty
17:35			SUB OUT: LOMOMBA, Junior	09:29	55-45	H 10	GOOD! LAYUP by HUNT, Sam [PNT]
17:21	45-41	H 4	GOOD! JUMPER by SCALES, Aaron [PNT]	09:23			TURNOVR by PARRIS, Damari
17:10	47-41	H 6	GOOD! DUNK by LAWSON, Ben [PNT]	09:22			STEAL by WHITAKER, James
17:10			ASSIST by JOHNSON, Justin	09:20			FOUL by LEAHY, Marty (P2T4)
16:47			TURNOVR by MCGOWENS,Davaris	09:20			MISSED FT SHOT by WHITAKER, James
16:37			FOUL by MCGOWENS,Davaris (P3T1)	09:20			REBOUND (OFF) by (DEADBALL)
16:19			MISSED 3 PTR by JOHNSON, Que	09:20	55-46	H 9	GOOD! FT SHOT by WHITAKER, James
16:19			REBOUND (OFF) by JOHNSON, Justin	09:02			MISSED JUMPER by HOWARD, Tobias
16:10			MISSED 3 PTR by THOMAS, Pancake	09:02			REBOUND (DEF) by WATSON, Donte
16:10			REBOUND (DEF) by GONZALEZ, Eliel	08:35			TURNOVR by GONZALEZ, Eliel
15:46			FOUL by SCALES, Aaron (P3T2)	08:33			STEAL by LEAHY, Marty
15:46			TURNOVR by SCALES, Aaron	08:27			FOUL by SCALES, Aaron (P4T7)
15:46			TIMEOUT MEDIA	08:27			MISSED FT SHOT by WATERS, Anton
15:46			SUB IN : WILLIAMS, Austin	08:27			REBOUND (OFF) by (DEADBALL)
15:46			SUB OUT: MCGOWENS,Davaris	08:27	56-46	H 10	GOOD! FT SHOT by WATERS, Anton
15:31			MISSED LAYUP by JOHNSON, Justin	08:27			SUB IN : OWONA, Mike
15:31			REBOUND (OFF) by LAWSON, Ben	08:27			SUB OUT: SCALES, Aaron
15:31			FOUL by WILLIAMS, Austin (P1T3)	08:04			FOUL by WATERS, Anton (P3T5)
15:31			SUB IN : OWONA, Mike	08:04	56-47	H 9	GOOD! FT SHOT by HUNT, Sam
15:31			SUB OUT: SCALES, Aaron	08:04	56-48	H 8	GOOD! FT SHOT by HUNT, Sam
15:21			MISSED 3 PTR by PARRIS, Damari	07:50	58-48	H 10	GOOD! LAYUP by WATERS, Anton [PNT]
15:21			REBOUND (DEF) by WATSON, Donte	07:50			ASSIST by PARRIS, Damari
14:58			MISSED 3 PTR by GONZALEZ, Eliel	07:37	58-50	H 8	GOOD! JUMPER by HUNT, Sam [PNT]
14:58			REBOUND (DEF) by THOMAS, Pancake	07:05			MISSED JUMPER by LEAHY, Marty
14:51			FOUL by WILLIAMS, Austin (P2T4)	07:05			REBOUND (OFF) by WATERS, Anton
14:32			TURNOVR by JOHNSON, Que	07:02			MISSED LAYUP by WATERS, Anton
14:05			MISSED 3 PTR by HUNT, Sam	07:02			REBOUND (DEF) by GONZALEZ, Eliel
14:05			REBOUND (DEF) by JOHNSON, Justin	06:44			MISSED JUMPER by WHITAKER, James
13:51	49-41	H 8	GOOD! JUMPER by LAWSON, Ben [PNT]	06:44			REBOUND (DEF) by LEAHY, Marty
13:33			MISSED 3 PTR by WATSON, Donte	06:32	60-50	H 10	GOOD! JUMPER by WATERS, Anton
13:33			REBOUND (DEF) by LAWSON, Ben	06:18			MISSED 3 PTR by WATSON, Donte
13:21			MISSED JUMPER by JOHNSON, Justin	06:18			REBOUND (DEF) by LEAHY, Marty
13:21			REBOUND (OFF) by LAWSON, Ben	06:15			FOUL by WATSON, Donte (P1T8)
13:17			MISSED JUMPER by LAWSON, Ben	06:15			MISSED FT SHOT by LEAHY, Marty
13:17			REBOUND (DEF) by HUNT, Sam	06:15			REBOUND (DEF) by MCGOWENS,Davaris
12:57			TURNOVR by HUNT, Sam	06:15			SUB IN : LOMOMBA, Junior
12:57			SUB IN : WATERS, Anton	06:15			SUB IN : LAWSON, Ben
12:57			SUB OUT: LAWSON, Ben	06:15			SUB IN : JOHNSON, Que
12:34			MISSED JUMPER by PARRIS, Damari	06:15			SUB OUT: PARRIS, Damari
12:34			REBOUND (DEF) by (TEAM)	06:15			SUB OUT: HOWARD, Tobias
12:16			MISSED LAYUP by HUNT, Sam	06:15			SUB OUT: WATERS, Anton
12:16			BLOCK by JOHNSON, Justin	06:06			SUB IN : MCGOWENS,Davaris
12:15			REBOUND (DEF) by THOMAS, Pancake	06:06			SUB OUT: WATSON, Donte
12:02			FOUL by OWONA, Mike (P2T5)	06:04			MISSED JUMPER by HUNT, Sam
12:02	50-41	H 9	GOOD! FT SHOT by JOHNSON, Justin	06:04			REBOUND (DEF) by LAWSON, Ben
12:02	51-41	H 10	GOOD! FT SHOT by JOHNSON, Justin	05:45			FOUL by OWONA, Mike (P3T9)
12:02			SUB IN : WHITAKER, James	05:44	61-50	H 11	GOOD! FT SHOT by LAWSON, Ben
12:02			SUB OUT: WILLIAMS, Austin	05:44	62-50	H 12	GOOD! FT SHOT by LAWSON, Ben
12:02			SUB IN : HOWARD, Tobias				
12:02			SUB IN : LEAHY, Marty				
12:02			SUB OUT: JOHNSON, Justin				
12:02			SUB OUT: THOMAS, Pancake				
11:38			TURNOVR by HUNT, Sam				



North Carolina A&T vs WKU

11/22/16 7 p.m. at Bowling Green, Ky. (E.A. Diddle Arena)



2nd PERIOD Play-by-Play (Page 2)

Time	Score	Margin	HOME/VISITOR	Time	Score	Margin	HOME/VISITOR
05:44			SUB IN : JOHNSON, Justin	01:06			REBOUND (OFF) by WILLIAMS, Austin
05:44			SUB OUT: LEAHY, Marty	01:03			TURNOVR by WILLIAMS, Austin
05:19			MISSED LAYUP by GONZALEZ, Eliel	01:03			STEAL by PARRIS, Damari
05:19			REBOUND (DEF) by LAWSON, Ben	00:59			FOUL by WHITAKER, James (P2T15)
05:18			FOUL by OWONA, Mike (P4T10)	00:59	76-56	H 20	GOOD! FT SHOT by WATERS, Anton
05:18	63-50	H 13	GOOD! FT SHOT by JOHNSON, Justin	00:59	77-56	H 21	GOOD! FT SHOT by WATERS, Anton
05:18	64-50	H 14	GOOD! FT SHOT by JOHNSON, Justin	00:59			SUB IN : PRATT, Raymon
05:18			SUB IN : WILLIAMS, Austin	00:59			SUB IN : HAMILTON, Amari
05:18			SUB OUT: GONZALEZ, Eliel	00:59			SUB OUT: WHITAKER, James
05:04			MISSED 3 PTR by HUNT, Sam	00:59			SUB OUT: WILLIAMS, Austin
05:04			REBOUND (DEF) by JOHNSON, Justin	00:48			TURNOVR by HAMILTON, Amari
04:50			FOUL by HUNT, Sam (P2T11)	00:48			SUB IN : JONES, Martin II
04:50	65-50	H 15	GOOD! FT SHOT by THOMAS, Pancake	00:48			SUB OUT: HUNT, Sam
04:50			MISSED FT SHOT by THOMAS, Pancake	00:27			MISSED JUMPER by WATERS, Anton
04:50			REBOUND (DEF) by MCGOWENS,Davaris	00:27			BLOCK by OWONA, Mike
04:50			SUB IN : WATSON, Donte	00:25			REBOUND (DEF) by WATSON, Donte
04:50			SUB OUT: WHITAKER, James	00:22			MISSED LAYUP by PRATT, Raymon
04:33			TURNOVR by OWONA, Mike	00:22			REBOUND (DEF) by PARRIS, Damari
04:33			SUB IN : SCALES, Aaron				
04:33			SUB OUT: OWONA, Mike				
04:18			FOUL by SCALES, Aaron (P5T12)				
04:18	66-50	H 16	GOOD! FT SHOT by LOMOMBA, Junior				
04:18	67-50	H 17	GOOD! FT SHOT by LOMOMBA, Junior				
04:18			SUB IN : WHITAKER, James				
04:18			SUB OUT: SCALES, Aaron				
03:59	67-52	H 15	GOOD! JUMPER by WHITAKER, James [PNT]				
03:59			FOUL by JOHNSON, Justin (P3T6)				
03:59	67-53	H 14	GOOD! FT SHOT by WHITAKER, James				
03:42			TIMEOUT MEDIA				
03:32	69-53	H 16	GOOD! LAYUP by LAWSON, Ben [PNT]				
03:32			ASSIST by LOMOMBA, Junior				
03:32			FOUL by MCGOWENS,Davaris (P4T13)				
03:32	70-53	H 17	GOOD! FT SHOT by LAWSON, Ben				
03:17			FOUL by LOMOMBA, Junior (P5T7)				
03:17			MISSED FT SHOT by WHITAKER, James				
03:17			REBOUND (DEF) by JOHNSON, Justin				
03:17			SUB IN : PARRIS, Damari				
03:17			SUB OUT: LOMOMBA, Junior				
02:59			TURNOVR by THOMAS, Pancake				
02:57			STEAL by WILLIAMS, Austin				
02:56	70-55	H 15	GOOD! LAYUP by WILLIAMS, Austin [FB/PNT]				
02:39			MISSED 3 PTR by THOMAS, Pancake				
02:39			REBOUND (OFF) by LAWSON, Ben				
02:38			FOUL by MCGOWENS,Davaris (P5T14)				
02:38			MISSED FT SHOT by LAWSON, Ben				
02:38			REBOUND (OFF) by (DEADBALL)				
02:38	71-55	H 16	GOOD! FT SHOT by LAWSON, Ben				
02:38			SUB IN : OWONA, Mike				
02:38			SUB OUT: MCGOWENS,Davaris				
02:38			SUB IN : LEAHY, Marty				
02:38			SUB OUT: LAWSON, Ben				
02:25			MISSED 3 PTR by HUNT, Sam				
02:25			REBOUND (DEF) by JOHNSON, Que				
02:02	73-55	H 18	GOOD! DUNK by JOHNSON, Justin [FB/PNT]				
02:02			ASSIST by LEAHY, Marty				
01:50			FOUL by PARRIS, Damari (P1T8)				
01:50	73-56	H 17	GOOD! FT SHOT by WILLIAMS, Austin				
01:50			MISSED FT SHOT by WILLIAMS, Austin				
01:50			REBOUND (DEF) by STAJKOVSKI, Marko				
01:50			SUB IN : STAJKOVSKI, Marko				
01:50			SUB IN : MILLER, Tyler				
01:50			SUB IN : WATERS, Anton				
01:50			SUB IN : HOWARD, Tobias				
01:50			SUB OUT: THOMAS, Pancake				
01:50			SUB OUT: LEAHY, Marty				
01:50			SUB OUT: JOHNSON, Que				
01:50			SUB OUT: JOHNSON, Justin				
01:21	75-56	H 19	GOOD! JUMPER by WATERS, Anton				
01:21			ASSIST by MILLER, Tyler				
01:06			MISSED JUMPER by HUNT, Sam				

	In	Off	2nd	Fast	
2nd period-only	Paint	T/O	Chance	Break	Bench
North Carolina A&T	12	3	0	2	7
WKU	12	7	1	4	13

WKU ATHLETIC COMMUNICATIONS / MEDIA RELATIONS

FOR IMMEDIATE RELEASE / November 24, 2016

Men's Basketball / Contact: Zach Greenwell, WKU Athletic Communications/Media Relations

WKU game notes are attached.

Video: Head coach Rick Stansbury previews Washington after N.C. A&T win

– <https://youtu.be/fDT7DsQzZL8>

Video: Guards Que Johnson, Damari Parris preview Washington after N.C. A&T win

– <https://youtu.be/cg4FUehvVQw>

HILLTOPPERS SQUARE OFF WITH WASHINGTON IN LAS VEGAS

BOWLING GREEN, Ky. — WKU Hilltopper Basketball begins a stretch of seven straight games away from home with a matchup against Washington at 7 p.m. CT Friday in the Global Sports Classic at the Thomas & Mack Center in Las Vegas.

The Hilltoppers (3-1) are coming off a 77-56 home win over North Carolina A&T on Tuesday, highlighted by making 31 of 37 free throws. Graduate senior Que Johnson, a Washington State transfer, has averaged 12.5 points per game in six previous matchups against Washington.

Washington (3-1) most recently defeated Long Beach State 94-88 at home Tuesday. The Huskies feature star freshman guard Markelle Fultz, a top pro prospect who's averaging 25.5 points per game.

WKU is facing a first-time opponent for the second straight outing. Stansbury is 0-1 all-time against Washington. The Hilltoppers are 4-4 all-time against the current Pac-12 Conference alignment. They most recently faced UCLA in the 2008 NCAA Tournament Sweet 16, and they most recently beat USC on Dec. 6, 1986.

GAME 5

WKU (3-1) vs. Washington (3-1)

November 25, 2016 | 7 p.m. (CT)

Las Vegas, Nev. | Thomas & Mack Center (19,522)

BROADCAST

Listen: [Hilltopper IMG Sports Network](#) (WKLX 100.7 FM flagship), [TuneIn Radio](#) (free) (Jeff Younglove, ppx | Hal Schmitt, analysis)

Watch: Campus Insiders (free online stream), via [website](#) and [Twitter](#)

Live Stats: [Gametracker](#)

QUICK SHOTS

- Starting this week, WKU will not play at home for almost a full calendar month. The Hilltoppers play seven straight games on the road or at neutral sites before returning to host Ohio on Dec. 21.
- WKU will travel more than 10,000 miles and play in six different states and three time zones on the road swing.
- This is the most consecutive games away from home for the Hilltoppers since 2007-08, when they played eight in a row away from the end of the regular season to the NCAA Tournament Sweet 16.
- This is the most consecutive regular season games away from home since playing seven straight away from Diddle Arena in the 2002-03 season.
- WKU will go 29 days between home games, the most since going 42 days between home contests from Dec. 11, 1999, to Jan. 22, 2000.
- The Hilltoppers started guards Junior Lomomba, Pancake Thomas and Que Johnson alongside forwards Justin Johnson and Ben Lawson in each of their first four games.
- WKU is tied for 29th in the country in 3-point percentage (.418) and 26th in free-throw percentage (.769).
- WKU has made at least one 3-pointer in 910 consecutive games, dating back to March 15, 1987. The 3-point shot was instituted prior to the 1986-87 season.
- Junior Justin Johnson has made 5 of 10 shots from 3-point range this year after netting just one 3-pointer over his first two seasons.

- Graduate senior Pancake Thomas and graduate senior Junior Lomomba are a combined 31 of 33 from the free-throw line. WKU's guards are a combined 45 of 51 (.882) from the charity stripe.
- WKU has made significantly more free throws (75) than its opponents have attempted (34). The Hilltoppers 31 makes vs. North Carolina A&T were their most since netting 33 vs. Ball State on Feb. 22, 2003.
- Pancake Thomas played in his 100th career game at Belmont. Junior Lomomba (95) and graduate senior Que Johnson (97) are also nearing the 100-game milestone.
- Justin Johnson needs 289 points this season to become the 49th player in Hilltopper Basketball history to score 1,000 career points.
- Graduate senior Que Johnson needs 103 points to reach 1,000 for his career across his time at Washington State and WKU. Pancake Thomas needs 213 points to reach 1,000 for his career across his time at New Mexico, Hartford and WKU.
- Senior Ben Lawson ranks fifth in WKU history with 136 career blocked shots. His 66 blocks in 2015-16 were the seventh-most in a season in Hilltopper history.
- Head coach Rick Stansbury needs four more wins to reach 300 victories for his career.



@WKUBasketball /WKUBasketball

@wkubasketball WKUSports

WKUSports.com

WKU (3-1) VS. WASHINGTON (3-1)

Friday, Nov. 25 | 7 p.m. (CT) | Las Vegas, Nev.
Thomas & Mack Center (19,522)

LISTEN Hilltopper IMG Sports Network, TuneIn

• Jeff Younglove (pxp), Hal Schmitt (analysis)

WATCH Campus Insiders (online live stream)

• Tony Cordasco, Jevon Banks

NOVEMBER (3-1)

1	Campbellsville (Ky.) (Exh.)	W, 87-79
5	Kentucky Wesleyan (Exh.)	W, 103-97 (2OT)
12	(1) Alabama State	W, 79-66
16	(1) Jacksonville State	W, 74-67
19	at Belmont	L, 90-69
22	North Carolina A&T	W, 77-56
25	(2) vs. Washington	7 p.m.
26	(2) vs. TCU/UNLV	TBD
30	at Eastern Kentucky	7 p.m.

DECEMBER (0-0)

3	at Missouri	2 p.m.
11	at Indiana State	3:30 p.m.
14	at Saint Mary's	9 p.m.
17	at Detroit Mercy	1 p.m.
21	Ohio	8 p.m.
28	Austin Peay	7 p.m.
31	at Florida Atlantic*	Noon

JANUARY (0-0)

2	at FIU*	6 p.m.
5	Charlotte*	7 p.m.
7	Old Dominion*	5 p.m.
12	at UAB*	7 p.m.
14	at Middle Tennessee*	7 p.m.
21	at Marshall*	5 p.m.
26	UTEP*	7 p.m.
28	UTSA*	3 p.m.

FEBRUARY (0-0)

2	at LA Tech*	7 p.m.
4	at Southern Miss*	4 p.m.
11	Marshall*	5 p.m.
16	Middle Tennessee*	8 p.m.
19	UAB*	1 p.m.
23	at Charlotte*	6 p.m.
25	at Old Dominion*	6 p.m.

MARCH (0-0)

2	North Texas*	7 p.m.
4	Rice*	7 p.m.
8-11	(3) vs. Conference USA Tournament	TBD
	(4) vs. NCAA Tournament	TBD

All times (CT) and subject to change

(*) Conference USA Game

(1) 2016 Global Sports Classic (campus sites)

(2) 2016 Global Sports Classic (Las Vegas, Nev.)

(3) Conference USA Tournament (BJCC, Birmingham, Ala.)

(4) Various Locations

HILLTOPPER

BASKETBALL

2016-17 GAME NOTES

MEDIA CONTACT: Zach Greenwell, Associate Director of Media Relations • zachary.greenwell@wku.edu • (270) 668-4716

SECONDARY CONTACT: Lance Dozier, Media Relations Assistant • lance.dozier962@topper.wku.edu • (507) 993-1898

THE TIP-OFF

WKU Hilltopper Basketball begins a stretch of seven straight games away from home with a matchup against Washington at 7 p.m. CT Friday in the Global Sports Classic at the Thomas & Mack Center in Las Vegas. The Hilltoppers (3-1) are coming off a 77-56 home win over North Carolina A&T on Tuesday, highlighted by making 31 of 37 free throws. Graduate senior Que Johnson, a Washington State transfer, has averaged 12.5 points per game in six previous matchups against Washington.

Washington (3-1) most recently defeated Long Beach State 94-88 at home Tuesday. The Huskies feature star freshman guard Markelle Fultz, a top pro prospect who's averaging 25.5 points per game. WKU is facing a first-time opponent for the second straight outing. Stansbury is 0-1 all-time against Washington. The Hilltoppers are 4-4 all-time against the current Pac-12 Conference alignment. They most recently faced UCLA in the 2008 NCAA Tournament Sweet 16, and they most recently beat USC on Dec. 6, 1986.

QUICK SHOTS

- Starting this week, WKU will not play at home for almost a full calendar month. The Hilltoppers play seven straight games on the road or at neutral sites before returning to host Ohio on Dec. 21.
- WKU will travel more than 10,000 miles and play in six different states and three time zones on the road swing.
- This is the most consecutive games away from home for the Hilltoppers since 2007-08, when they played eight in a row away from the end of the regular season to the NCAA Tournament Sweet 16.
- This is the most consecutive regular season games away from home since playing seven straight away from Diddle Arena in the 2002-03 season.
- WKU will go 29 days between home games, the most since going 42 days between home contests from Dec. 11, 1999, to Jan. 22, 2000.
- The Hilltoppers started guards Junior Lomomba, Pancake Thomas and Que Johnson alongside forwards Justin Johnson and Ben Lawson in each of their first four games.
- WKU is tied for 29th in the country in 3-point percentage (.418) and is 26th in free-throw percentage (.769).
- WKU has made at least one 3-pointer in 910 consecutive games, dating back to March 15, 1987. The 3-point shot was instituted prior to the 1986-87 season.
- Junior Justin Johnson has made 5 of 10 shots from 3-point range this year after netting just one 3-pointer over his first two seasons.
- Graduate senior Pancake Thomas and graduate senior Junior Lomomba are a combined 31 of 33 from the free-throw line. WKU's guards are a combined 45 of 51 (.882) from the charity stripe.
- WKU has made significantly more free throws (75) than its opponents have attempted (34). The Hilltoppers 31 makes vs. North Carolina A&T were their most since netting 33 vs. Ball State on Feb. 22, 2003.
- Pancake Thomas played in his 100th career game at Belmont. Junior Lomomba (95) and graduate senior Que Johnson (97) are also nearing the 100-game milestone.
- Justin Johnson needs 289 points this season to become the 49th player in Hilltopper Basketball history to score 1,000 career points.
- Graduate senior Que Johnson needs 103 points to reach 1,000 for his career across his time at Washington State and WKU. Pancake Thomas needs 213 points to reach 1,000 for his career across his time at New Mexico, Hartford and WKU.
- Senior Ben Lawson ranks fifth in WKU history with 136 career blocked shots. His 66 blocks in 2015-16 were the seventh-most in a season in Hilltopper history.
- Head coach Rick Stansbury needs four more wins to reach 300 victories for his career.

LAST GAME AGAINST WASHINGTON: First meeting.

WKU HILLTOPPERS

Record	3-1 (0-0 C-USA)
Ranking	NR
NCAA RPI	N/A
Last Game	W, 77-56 vs. North Carolina A&T
Head Coach	Rick Stansbury
Career Record	296-167 (15th season)
Record at School	3-1 (First season)
Leading Scorer	Q. Johnson (15.5 ppg)
Leading Rebounder	J. Johnson (9.0 rpg)
Leading Assists	J. Lomomba (4.3 apg)

WASHINGTON HUSKIES

Record	3-1 (0-0 Pac-12)
Ranking	NR
NCAA RPI	N/A
Last Game	W, 94-88 vs. Long Beach State
Head Coach	Lorenzo Romar
Career Record	385-263 (20th season)
Record at School	292-175 (15th season)
Leading Scorer	M. Fultz (25.5 ppg)
Leading Rebounder	N. Dickerson (5.8 rpg)
Leading Assists	M. Fultz (6.5 apg)

WORKING CREDENTIALS: To request credentials, please contact Zach Greenwell, Associate Director of Media Relations, or Lance Dozier, WKU Media Relations Assistant. All requests should be made as early as possible and should be limited to working press only. Space on the E.A. Diddle Arena press row is limited, and a media/photo work room is available on the ground level just off the arena floor for credentialed media members.

Credentials will be screened and issued on a priority basis, with national publications, daily newspapers, wire services, originating radio and television networks, television tape crews and student newspapers from WKU and the visiting school receiving top priority. Requests from weekly newspapers, internet publications and radio stations that cover WKU and the visiting team will be honored on a space-available basis. Requests for credentials will be reviewed on a case-by-case, year-by-year basis.

The Athletic Communications/Media Relations office has the final authority on whether any individuals from any organization will be issued media credentials. Space will also be made available to professional scouts. Complimentary tickets are not provided to media. Spouses, dates, equipment carriers and non-working members of the media are restricted from press row, sidelines and interview areas.

MEDIA WILL CALL: Credentials may be picked up on gameday at Media Will Call at Entrance 2 of E.A. Diddle Arena. Please be mindful that parking is done by a list and parking passes will not be issued, so please request parking at the same time.

PHOTOGRAPHERS: Credentials for photographers will be issued on the basis of circulation, with priority granted to agencies covering the participating schools on a regular basis. Credentials will not be issued to freelance photographers unless they are employed by a reputable publication or the media relations office of the participating schools. Per NCAA rule, images or likeness of current student-athletes may not be sold, distributed or used for commercial purposes.

RADIO COVERAGE: Radio broadcast permission must be obtained in advance, along with press row reservations, from Zach Greenwell. WKU maintains

courtesy phone lines for schools who can provide reciprocal arrangements for the Hilltopper IMG Sports Network. Other arrangements for installation of broadcast lines, including ISDN lines, should be made well in advance with Greenwell and WKU Telecommunications.

BASELINE AREAS: Access to the baselines is reserved for photographers/videographers. When on the baselines, media must remain outside the team bench areas. This includes during pregame activities. With rare exceptions, a seat on press row will not be issued to media members shooting from the baselines, since a media/photo work room is easily accessible.

RECRUITS: Per NCAA rule, media are not permitted to have contact with a prospect or family members of a prospect during their visit (official or unofficial) to campus, including prospects in attendance at practice or games. Contact includes in-person conversations, phone calls, text messages, emails, social media, etc. Media are also asked to make every effort to keep distance from prospects on campus, including at practice, during pre-game activities on the sidelines and in the stands.

GAMEDAY SERVICES: Members of the media covering the game will be provided with pregame notes for both teams, a media guide and a flipcard. Statistics will be handed out at each media timeout, and a running play-by-play will also be provided following the game. WKU offers live stats for media members through StatBroadcast. Approximately 15 minutes following the completion of the game, a final statistical book will be available. The first run of books will be given directly to the visiting SID to allow for easy departure.

POSTGAME INTERVIEWS: For home games, head coach Rick Stansbury and select players will hold a postgame news conference with the media in the Paul Just Media Center at E.A. Diddle Arena. WKU Athletic Communications/Media Relations representatives will be available to assist in postgame interviews. Interviews with the visiting team can be coordinated with the visiting SID, unless it is predetermined that the visiting team will also come to the media room.

WEEKLY PRESS CONFERENCE: Head coach Rick Stansbury holds a press conference for credentialed media during the week when the team schedule allows, usually on a weekly basis. Select players may also be available at the weekly press conference.

CURRENT WKU STREAKS	
All Games	W1
Last Loss: 11/19/16 at Belmont	
At E.A. Diddle Arena	W6
Last Loss: 02/18/16 vs. Old Dominion	
On the Road	L2
Last Win: 02/25/16 at Middle Tennessee	
Neutral Sites	L1
Last Win: 03/10/16 vs. UAB	
vs. Ranked Opponents	L2
Last Win: 01/10/15 vs. #25 Old Dominion	
Nonconference (Home)	W12
Last Loss: 12/20/14 vs. #4 Louisville	
Nonconference (Road/Neutral)	L2
Last Win: 03/10/16 vs. UAB	
Conference USA	W2
Last Loss: 02/27/16 at UAB	
Conference USA (Home)	W3
Last Loss: 02/18/16 vs. Old Dominion	
Conference USA (Road)	L1
Last Win: 02/25/16 at Middle Tennessee	
Games Allowing 75 or Fewer Points	1
Last Miss: 11/19/16 at Belmont (90)	
Games with a 15-Point Scorer	11
Last Miss: 02/20/16 vs. Charlotte	
Games with an Even/Pos. Assist-to-TO Ratio	0
Last Time: 11/16/16 vs. Jacksonville State	
Games with a 3-Point FG	910
Last Miss: 03/13/87 vs. West Virginia	
When Scoring 80+ Points	W3
Last Loss: 02/13/16 vs. Marshall (93, OT)	
When Scoring 90+ Points	W1
Last Loss: 02/13/16 vs. Marshall (93, OT)	
When Scoring 100+ Points	W4
Last Loss: 01/29/04 vs. La.-Lafayette (110-102)	

2016-17 C-USA STANDINGS

	[---C-USA---]			[--Overall--]		
	W-L	PCT		W-L	PCT	
1. Marshall	0-0	.000		4-0	1.000	
2. Charlotte	0-0	.000		3-1	.750	
Middle Tenn.	0-0	.000		3-1	.750	
Rice	0-0	.000		3-1	.750	
Southern Miss	0-0	.000		3-1	.750	
WKU	0-0	.000		3-1	.750	
7. Old Dominion	0-0	.000		2-1	.667	
8. UAB	0-0	.000		3-2	.600	
9. LA Tech	0-0	.000		2-2	.500	
10. Florida Atlantic	0-0	.000		2-3	.400	
UTEP	0-0	.000		2-3	.400	
12. FIU	0-0	.000		2-4	.333	
13. North Texas	0-0	.000		1-3	.250	
14. UTSA	0-0	.000		1-4	.200	

2016-17 C-USA PRESEASON

ALL-CONFERENCE USA TEAM

Erik McCree, LA Tech (Senior, F)
Jon Elmore, Marshall (Junior, G)
Ryan Taylor, Marshall (Senior, F)
Giddy Potts, Middle Tennessee (Junior, G)
Reggie Upshaw Jr., Middle Tennessee (Senior, F)
Jeremy Combs, North Texas (Junior, F)
Marcus Evans, Rice (Sophomore, G)
Chris Cokley, UAB (Junior, F)
William Lee, UAB (Junior, F)
Justin Johnson, WKU (Junior, F)

COACHES POLL (first-place votes)

1. UAB (10)	5. ODU	9. Rice	13. USM
2. MT (4)	6. UTEP	10. North Texas	14. UTSA
3. WKU	7. LA Tech	11. FIU	
4. Marshall	8. Charlotte	12. Florida Atlantic	

WKU IN 2016-17 C-USA STATISTICS

CATEGORY	TEAM	PLAYERS
Scoring Offense	6th (74.8)	Q. Johnson (13th, 15.5)
Scoring Defense	6th (69.8)	--
Scoring Margin	7th (+5.0)	--
Free Throw %	3rd (.789)	Thomas (2nd, .941)
Field Goal %	8th (.456)	Q. Johnson (t-11th, .500)
FG% Defense	12th (.443)	--
3-Point FG %	2nd (.418)	Q. Johnson (t-6th, .455)
3-Pt. FG% Defense	12th (.384)	--
Reb. Offense	10th (36.5)	J. Johnson (3rd, 9.0)
Reb. Defense	3rd (32.3)	--
Reb. Margin	7th (+4.3)	--
Blocked Shots	7th (4.0)	Lawson (t-3rd, 2.0)
Assists	12th (10.8)	Lomomba (t-9th, 4.3)
Steals	13th (4.0)	Q. Johnson (t-9th, 1.5)
TO Margin	7th (-1.3)	--
A/TO Ratio	11th (0.77)	Lomomba (t-13th, 1.4)
Offensive Rebs.	13th (8.5)	J. Johnson (t-13th, 2.0)
Defensive Rebs.	5th (28.0)	J. Johnson (2nd, 7.0)
3-Point FG Made	5th (7.0)	Q. Johnson (t-7th, 2.5)
Minutes Played	--	Thomas (4th, 35.5)

TEAM ROSTER

NO	NAME	POS	HT	WT	YR	EXP	HOMETOWN (PREVIOUS SCHOOL)
00	Jabari McGhee	F	6-7	205	r-So.	TR	Albany, Ga. (Univ. of Tennessee)
1	Tobias Howard	G	6-2	185	Fr.	HS	Lithonia, Ga. (DME Academy)
3	Damari Parris	G	6-0	160	Fr.	HS	Bowie, Md. (Evelyn Mack Academy)
5	Junior Lomomba	G	6-5	205	r-Sr.	TR	Montreal, Quebec (Providence)
12	Pancake Thomas	G	6-4	195	r-Sr.	FR	Baton Rouge, La. (Hartford)
14	Ben Lawson	F	7-1	235	Sr.	3L	Hitchin, England (Oaklands College)
15	Tyler Miller	G	6-4	185	Jr.	TR	Louisville, Ky. (Marshalltown Community College)
21	Marko Stajkovski	G	6-7	195	Fr.	HS	Novi Sad, Serbia (E-Gimnazija Novi Sad)
23	Justin Johnson	F	6-7	240	Jr.	2L	Hazard, Ky. (Perry County Central HS)
24	Willie Carmichael	F	6-8	210	r-So.	TR	Apopka, Fla. (Univ. of Tennessee)
32	Que Johnson	G	6-6	205	r-Sr.	TR	Pontiac, Mich. (Washington State)
42	Anton Waters	F	6-7	245	Sr.	1L	Baltimore, Md. (Gulf Coast State College)
43	Marty Leahy	G	6-5	210	Fr.	HS	Brisbane, Australia (Ipswich Grammar)
	Lamonte Bearden	G	6-3	160	Jr.	TR	Milwaukee, Wis. (University at Buffalo)

PRONUNCIATION GUIDE

NAME	PRONUNCIATION
Lamonte Bearden	luh-MAHN-tay
Marty Leahy	LAY
Junior Lomomba	luh-MOM-buh
Jabari McGhee	juh-BAR-ee
Damari Parris	duh-MAR-ee
Marko Stajkovski	sty-CAHV-ski
Shammond Williams	shuh-MOND
Quannas White	kuh-WAHN-us

COACHING AND SUPPORT STAFF

POSITION	NAME	ALMA MATER (YEAR)	YEAR IN ROLE
Head Coach	Rick Stansbury	Campbellsville (1981)	First Season
Assistant Coach	Chris Cheeks	VCU (1990)	First Season
Assistant Coach	Shammond Williams	North Carolina (1998)	First Season
Assistant Coach	Quannas White	Oklahoma (2003)	First Season
Director of Basketball Operations	Talvis Franklin	Mississippi State (2007)	First Season
Associate Director of Basketball Ops	Martin Cross	WKU (2015)	First Season
Video Coordinator	Mark Martin	Texas A&M (2012)	First Season
Academic Coordinator	William Monts	Clemson (2006)	First Season
Graduate Assistant Manager	Ben Hansbrough	Notre Dame (2011)	First Season
Strength and Conditioning Coach	Duane Hall	WKU (1996)	Third Season
Athletic Trainer	Mike Gaddie	Murray State (1992)	17th Season
Program Manager	Erien Watson	Mississippi State (2009)	First Season



Head Coach
Rick Stansbury



Assistant Coach
Chris Cheeks




Assistant Coach
Shammond Williams




Assistant Coach
Quannas White



Director of Ops
Talvis Franklin



Assoc. Dir. of Ops
Martin Cross



Video Coordinator
Mark Martin




Academic Coord.
William Monts



Grad. Ast. Manager
Ben Hansbrough



Strength Coach
Duane Hall



Athletic Trainer
Mike Gaddie



Program Manager
Erien Watson

THE LAST TIME OUT

(AP) Que Johnson scored 18 points and Pancake Thomas and Ben Lawson each added 13 points as WKU pulled away from North Carolina A&T in the second half for a 77-56 win at E.A. Diddle Arena. Donte Watson's 3 early in the second half reduced the Aggies' deficit to 42-39, but a nearly seven-minute long scoring drought allowed Western Kentucky to go on an 11-2 run to make the score 53-41 on Tobias Howard's layup with 11:33 to go. Justin Johnson added 12 points and 10 rebounds for WKU (3-1). The Hilltoppers had a 35-25 rebounding edge while the Aggies committed 28 personal fouls. WKU netted 31 of 37 free throws, their most makes since 2003.

NOTES ON THE PROGRAM

WKU PICKS UP THREE PIECES IN TOP-25 SIGNING CLASS

The Hilltoppers added three standout prospects during the early signing period, giving WKU a consensus top-15 signing class. WKU received national letters of intent from five-star center Mitchell Robinson, four-star guard Josh Anderson and three-star guard Taveion Hollingsworth. The newest Hilltoppers give WKU its first top-25 signing class in the modern era. With the trio, the Hilltoppers' haul is currently ranked seventh by Rivals, 10th by Scout, and 12th by 247Sports.

TOPS SIGN ELITE BIG MAN ROBINSON

WKU put the cherry on top of its early signing haul with the signing of five-star prospect Mitchell Robinson (7-0, Center). Robinson, out of Chalmette (La.) High School, is far and away the highest-ranked signee for the Hilltoppers since the beginning of the modern recruiting services. The big man is a consensus five-star recruit across all outlets and is ranked as the No. 4 prospect nationally in the 2017 class by 247Sports and No. 6 by both Rivals and Scout. Robinson is also the highest-ranked recruit ever signed by head coach Rick Stansbury, who produced five top-20 signing classes in a nine-year stretch during his 14-year tenure at the helm at Mississippi State. Robinson heads to WKU with a reputation as a defensive force. He averaged 20.9 points, 13.6 rebounds, 8.1 blocks and 2.0 steals per game last season as a junior for Chalmette High School while shooting 69 percent from the floor.

HILLTOPPERS LAND FOUR-STAR GUARD ANDERSON

The Hilltoppers added to their 2017 recruiting haul with the signing of four-star prospect Josh Anderson (6-4, Guard) to a national letter of intent in the 2017 recruiting class. Anderson, out of Madison Prep Academy in Baton Rouge, La., is a consensus four-star recruit across all outlets and is ranked as the No. 43 player nationally in the 2017 class by Rivals, No. 50 by Scout and No. 52 by 247Sports. Anderson helped Madison Prep to its third state championship in four years last season. He averaged 18.1 points, 5.8 assists and 4.6 rebounds per game as a junior as Madison Prep won its second straight title and appeared in its third straight state championship game.

WKU ADDS BLUEGRASS-BORN HOLLINGSWORTH

The Hilltoppers hauled in their first piece in the 2017 recruiting class in the early signing period with the addition of three-star prospect Taveion Hollingsworth (6-2, Guard) via national letter of intent. Hollingsworth, an in-state product out of Paul Laurence Dunbar High School in Lexington, is a consensus three-star recruit across all outlets and is a front-runner for Kentucky's 2017 Mr. Basketball award. A proven winner with Bluegrass roots, Hollingsworth was named the KHSAA Sweet 16 MVP last year while leading Dunbar to a 33-6 record and its first state title.

NEW-LOOK ROSTER

WKU's 2016-17 roster, which has nine newcomers, represents seven states – Florida, Georgia, Kentucky, Louisiana, Maryland, Michigan and Wisconsin – as well as four other countries – Australia, Canada, England and Serbia. With many new faces on the roster, WKU returns 31 percent of its scoring, 39 percent of its rebounding and 14 percent of its assists from the 2015-16 campaign.

POSTSEASON PLAY

WKU has advanced to the semifinals of its league tournament in 11 of the last 12 seasons, including a run to the 2016 Conference USA Tournament semifinals. The team is 21-5 with four championships in the last nine conference tournaments overall. WKU's 23 NCAA Tournament appearances are six more than the next closest Conference USA school (UTEP, 17), and one more than the eight league

schools with the fewest appearances combined (LA Tech, 5; Marshall, 5; Rice, 4; North Texas, 3; Southern Miss, 3; FIU, 1; Florida Atlantic, 1; UTSA, 0).

PROGRAM PRESTIGE

Entering 2016-17, WKU ranks third in NCAA history in regular-season league titles (42), ninth in all-time winning percentage (.663) and is tied for 16th in all-time victories (1,737). WKU, Middle Tennessee and LA Tech are the only schools in Conference USA to win 20 or more games in at least three of the last four seasons. WKU's 43 20-win seasons are the seventh-most in NCAA history.

FRIENDLY CONFINES

WKU is 52-15 (.776) at E.A. Diddle Arena over the last four-plus seasons after going 27-17 (.614) in the three seasons prior. The Hilltoppers are 576-162 all-time at Diddle Arena for a .780 winning percentage.

CONFERENCE USA PRESEASON

Justin Johnson was named to the 2016-17 Conference USA Men's Basketball Preseason All-Conference Team, while WKU was picked to finish third in the league. Johnson, a 6-foot-7 junior forward from Hazard, Ky., is WKU's first preseason all-conference selection since George Fant and T.J. Price both made the list in the Hilltoppers' inaugural season in C-USA in 2014-15. Third is the highest the Hilltoppers have been picked to finish as a team since they joined C-USA, and it's their highest projection overall since being tabbed to win the Sun Belt Conference before the 2013-14 campaign.

LOCKING DOWN ON 'D'

WKU held Alabama State to 20.6 percent shooting and 17 points in the first half of its season opener. Both were the Hilltoppers' lowest allowed in a half since holding Troy to 15.6 percent and 17 points on Jan. 4, 2014.

NOTES ON THE HILLTOPPERS

JUNIOR LOMOMBA

Graduate senior Junior Lomomba continued to settle into his new role as a point guard with a career-high seven assists in WKU's victory over Jacksonville State. Lomomba's 29 points in the preseason win over Kentucky Wesleyan were the most by a Hilltopper in an exhibition since Juan Patillo scored 31 against Campbellsville on Nov. 5, 2010.

ANTON WATERS

With depth sorely needed in the post, senior forward Anton Waters has stepped up for the Hilltoppers. Waters set a new career high with eight rebounds in the opening victory over Alabama State, then matched that effort on the boards against Jacksonville State. He's averaging 8.3 points and 6.3 rebounds per outing.

JUSTIN JOHNSON

Junior forward Justin Johnson led WKU with 14.9 points per game and 7.9 rebounds per game in 2015-16, becoming the first Hilltopper to lead the team in both categories since Derrick Gordon in 2011-12. Johnson shot 60.2 percent from the field last season, ranking second in Conference USA and 20th in the nation. He also ranked 14th in C-USA in scoring and sixth in rebounding. Johnson's 507 points last season were the seventh-most by a sophomore in WKU history, and the 41st 500-point season overall by a Hilltopper. He needs 289 points to reach 1,000 for his career.

BEN LAWSON

Senior forward Ben Lawson ranks fifth in WKU history with 136 career blocked shots. His 66 blocks in 2015-16 were the seventh-most in a season in Hilltopper history. Lawson joins Jeremy Evans, Elgrace Wilborn and Chris Marcus as Hilltoppers with at least 50 blocks in multiple seasons.

GRADUATE TRANSFERS

On a team in need of backcourt help, graduate transfer guards Que Johnson (Washington State), Junior Lomomba (Providence) and Pancake Thomas (Hartford) will provide valuable experience this year. The trio had played in 281 combined games and scored a combined 1,954 points over their college careers, while Lomomba helped the Friars to the NCAA Tournament the last two seasons. Thomas reached the NCAA Tournament in his first two seasons at New Mexico before transferring to Hartford.

TENNESSEE TRANSFERS

WKU adds the services of two transfers from the University of Tennessee, forwards Willie Carmichael and Jabari McGhee. Carmichael, who played in all 32 UT games as a freshman in 2014-15 and averaged three points and 2.3 rebounds in 14.8 minutes per game, will be eligible to start the 2016-17 season. McGhee will be eligible midway through the season.

LAMONTE BEARDEN

Buffalo transfer guard Lamonte Bearden will sit out this season, but he also offers WKU postseason experience. Bearden was a starter on the Bulls' NCAA Tournament teams the last two seasons.

NOTES ON THE COACHING STAFF

STANSBURY BACK AT THE HELM

Among the 40-plus Division I men's basketball coaching hires over the offseason, Rick Stansbury ranked fifth with 293 career Division I wins. Among those new Division I hires across the country, Stansbury was also tied for fifth in NCAA Tournament appearances with six.

HOME-COURT ADVANTAGE

Stansbury's teams have been outstanding on their own turf, boasting a winning percentage at home of better than 80 percent during his 15 seasons at the helm at Mississippi State and WKU.

TOURNAMENT TIME

In Stansbury's 30 previous seasons as a head coach or assistant coach, his teams have gone to the postseason 18 times, with top-five seeds in the NCAA Tournament six times. The Bulldogs reached the postseason 11 times in Stansbury's 14 seasons as a head coach at Mississippi State.

CHAMPIONSHIP MINDSET

During Stansbury's final 10 years leading Mississippi State, only Kentucky won more SEC championships than his eight, and over his entire 14-year run at the helm, only Kentucky and Florida won more games. His 293 career victories are the 10th-most in SEC history.

ACADEMIC SUCCESS

During Stansbury's time as a head coach at Mississippi State, only Vanderbilt had a higher graduation rate in the SEC, and the Bulldogs were third in the SEC with 41 academic honorees in 14 years.

FILLING THE STANDS

Of the top 30 games for attendance in MSU history, 26 came during Stansbury's run as head coach, including all of the top 10.

FAMILY TRADITION

Stansbury's connection to The Hill goes back well before his hiring as head coach to his great uncle, Edgar B. Stansbury, a 1994 WKU Athletics Hall of Famer as a three-sport athlete (baseball, basketball, football), football assistant coach under W.L. "Gander" Terry, and Director of Athletics in 1946 after serving his country in World War II. The concourse inside E.A. Diddle Arena is named in E.B. Stansbury's honor.

QUICK START

Rick Stansbury is the first Hilltopper coach to start his first season 2-0 since Murray Arnold in the 1986-87 campaign, and just the third since 1922, joining Arnold and E.A. Diddle.

ASSISTANTS' WINNING PEDIGREE

WKU's three assistants – Chris Cheeks (VCU), Shammond Williams (North Carolina) and Quannas White (Oklahoma) – reached a combined four Final Fours and scored 3,286 career points between them at the Division I level as players.

NOTES ON THE SCHEDULE

CONFERENCE USA SLATE

Home games against six of the top seven finishers in C-USA last season highlight the conference slate. The Hilltoppers will play home-and-home series with four of the top five finishers in C-USA last season – UAB, Middle Tennessee, Old Dominion and Marshall. The 18-game conference slate also includes a home-and-home series with Charlotte and single games against the other eight teams in the league.

NONCONFERENCE SCHEDULE

WKU welcomes Austin Peay, Ohio, North Carolina A&T, Alabama State and Jacksonville State to E.A. Diddle Arena in nonconference contests as the program enters a new era under Rick Stansbury. The Hilltoppers will be well-tested on the road with trips to regional rivals Belmont, Eastern Kentucky and Indiana State, as well as Saint Mary's (Calif.), Detroit and SEC foe Missouri. They will also play two games in the Global Sports Classic in Las Vegas, starting against Washington on the day after Thanksgiving. The Hilltoppers will then square off with either UNLV or TCU.

NUMBERS OF NOTE

WINS AGAINST RANKED TEAMS SINCE 1985-86

WKU has notched 11 wins against ranked opponents since the 1985-86 season, with three at E.A. Diddle Arena, three on the road and five at neutral sites.

WKU's Wins Against Ranked Opponents since 1985-86

- 12/07/85: (W) 71-58 vs. #19 Auburn at E.A. Diddle Arena
- 01/16/86: (W) 75-72 (OT) at #12 UAB
- 01/25/86: (W) 81-75 vs. #18 UAB at E.A. Diddle Arena
- 02/16/93: (W) 78-77 at #22 Louisville
- 03/08/93: (W) 72-63 vs. #13 New Orleans in SBC Tourn. in Biloxi, Miss.
- 03/20/93: (W) 72-68 vs. #6 Seton Hall in NCAA Tourn. in Orlando, Fla.
- 11/15/01: (W) 64-52 at #4 Kentucky
- 03/21/08: (W) 101-99 (OT) vs. #14 Drake in NCAA Tourn. in Tampa, Fla.
- 11/30/08: (W) 68-54 vs. #3 Louisville in Nashville, Tenn.
- 12/11/09: (W) 76-69 vs. #24 Vanderbilt in Nashville, Tenn.
- 01/10/15: (W) 72-65 vs. #25 Old Dominion at E.A. Diddle Arena

TOP E.A. DIDDLE ARENA ATTENDANCES SINCE 2002-03

Since the 2002-03 season, after E.A. Diddle Arena underwent its renovation to its current capacity of 7,326, the Hilltoppers have played in front of 16 home crowds of at least 7,000 people. A standing room only crowd of 7,598 was on-hand on Dec. 20, 2014, to see WKU face No. 4 Louisville, which became the largest non-conference crowd since the renovation, and 7,119 were at E.A. Diddle Arena for Senior Night on Feb. 28, 2015.

Games of At Least 7,000 at E.A. Diddle Arena since Capacity Went to 7,326

1. 8,118 - 03/11/03 - W, 64-52 vs. Middle Tennessee - SBC Tournament
2. 7,718 - 02/21/08 - L, 69-64 vs. South Alabama
3. 7,598 - 12/20/14 - L, 76-67 vs. #4 Louisville
4. 7,523 - 12/30/13 - L, 79-74 vs. Ole Miss
5. 7,412 - 03/01/03 - W, 89-75 vs. Middle Tennessee
6. 7,336 - 11/26/05 - L, 69-65 vs. Georgia
7. 7,328 - 11/29/03 - L, 81-75 vs. Mississippi State
8. 7,326 - 01/26/06 - W, 94-81 vs. Louisiana-Lafayette
- 7,326 - 02/18/06 - W, 79-58 vs. Northern Arizona
- 7,326 - 02/25/06 - W, 80-65 vs. FIU
- 7,326 - 12/22/10 - L, 114-82 vs. #25 Louisville
- 7,326 - 02/25/12 - W, 73-67 vs. Middle Tennessee
- 7,326 - 03/02/13 - L, 70-62 vs. Middle Tennessee
14. 7,119 - 02/28/15 - W, 77-61 vs. FIU
15. 7,117 - 02/21/09 - W, 79-66 vs. FIU
16. 7,089 - 12/09/06 - L, 75-70 vs. Southern Illinois
17. 7,086 - 12/02/08 - W, 67-63 vs. Georgia

CONFERENCE STARTS OF AT LEAST 5-0

WKU has started at least 5-0 in conference play 12 times, including 2014-15, and just three times since 1970. WKU began the 2014-15 Conference USA season 7-0 before losing at LA Tech on Jan. 29, its best conference start since 1969-70.

Best Starts to Conference Play

1. 14-0 - 1969-70 Ohio Valley Conference*
- 14-0 - 1965-66 Ohio Valley Conference*
3. 11-0 - 1966-67 Ohio Valley Conference
4. 8-0 - 1949-50 Ohio Valley Conference*
- 8-0 - 1951-52 Ohio Valley Conference
6. 7-0 - 1956-57 Ohio Valley Conference
- 7-0 - 1960-61 Ohio Valley Conference
- 7-0 - 2014-15 Conference USA**
9. 6-0 - 1953-54 Ohio Valley Conference
10. 5-0 - 1952-53 Ohio Valley Conference
- 5-0 - 1979-80 Ohio Valley Conference
- 5-0 - 1992-93 Sun Belt Conference

MISCELLANEOUS STATS

10+ POINT GAMES

	2016-17	CAREER (WKU)
Que Johnson	4	4
Justin Johnson	3	33
Pancake Thomas	3	3
Ben Lawson	1	11
Junior Lomomba	1	1
Anton Waters	0	3

20+ POINT GAMES

Justin Johnson	0	7
----------------	---	---

10+ REBOUND GAMES

Justin Johnson	2	12
Ben Lawson	0	3

DOUBLE-DOUBLES

Justin Johnson	2	12
----------------	---	----

GAMES LED WKU IN SCORING

Justin Johnson	2	16
Que Johnson	2	2

GAMES LED WKU IN REBOUNDING

Justin Johnson	3	27
Que Johnson	1	1
Ben Lawson	0	6
Anton Waters	0	2

GAMES LED WKU IN ASSISTS

Junior Lomomba	2	2
Pancake Thomas	1	1
Damari Parris	1	1
Justin Johnson	0	3
Ben Lawson	0	1

GAMES LED WKU IN BLOCKED SHOTS

Ben Lawson	4	53
Justin Johnson	2	14
Anton Waters	1	6
Que Johnson	1	1

GAMES LED WKU IN STEALS

Que Johnson	2	2
Pancake Thomas	1	1
Damari Parris	1	1
Justin Johnson	0	11
Ben Lawson	0	8
Anton Waters	0	1

WKU BY SITUATION

CATEGORY	2013-14	2014-15	2015-16	2016-17	ALL
All games	20-12	20-12	18-16	3-1	61-41
Conference games	12-6	12-6	8-10	0-0	32-22
Nonconference games	8-6	8-6	10-6	3-1	29-19
Home	13-4	13-3	12-4	3-0	41-11
Away	7-7	5-8	3-9	0-1	15-25
Neutral site	0-1	2-1	3-3	0-0	5-5
Televised games	16-10	17-10	13-14	2-0	48-34
vs. Ranked opponents	0-2	1-1	0-2	0-0	1-5
vs. Unranked opponents	20-10	19-11	18-14	3-1	60-36
Winning the tip	8-3	8-6	12-7	3-1	31-17
Losing the tip	12-9	12-6	6-9	0-0	30-24
Scoring first	12-4	10-8	15-10	2-1	39-23
Opponent scores first	8-8	10-4	3-6	1-0	22-18
Leading at halftime	15-2	14-2	14-5	2-0	45-9
Trailing at halftime	4-10	3-9	4-10	0-1	11-30
Tied at halftime	1-0	3-1	0-1	1-0	5-2
Leading with 5:00 to play	14-2	15-2	17-6	3-0	49-10
Trailing with 5:00 to play	6-10	2-10	1-10	0-1	9-31
Tied with 5:00 to play	0-0	3-0	0-0	0-0	3-0
In overtime	1-1	3-0	2-3	0-0	6-4
Games decided by ≤3 pts.	6-1	3-3	2-5	0-0	11-9
Games decided by 4-10 pts.	10-6	10-5	9-6	1-0	30-17
Games decided by 11+ pts.	4-5	7-4	7-5	2-1	20-15
Shooting 50% or higher	4-1	2-1	10-1	0-0	16-3
Shooting 40-49%	13-2	15-6	7-11	3-1	38-19
Shooting less than 40%	3-9	3-5	1-4	0-0	7-18
Opp. shooting 50% or higher	2-3	0-3	2-9	0-0	4-15
Opp. shooting 40-49%	12-7	10-7	9-6	2-1	33-21
Opp. shooting less than 40%	6-2	10-2	7-1	1-0	24-5
Make more 3FG than opp.	11-9	14-4	4-4	1-0	30-17
Make fewer 3FG than opp.	7-3	4-4	8-12	1-1	20-20
3FG made are even	2-0	2-4	6-0	1-0	11-4
Attempt more FT than opp.	14-3	14-2	13-11	3-1	65-23
Attempt fewer FT than opp.	6-8	4-9	5-5	0-0	23-36
FT attempts are even	0-1	2-1	0-0	0-0	4-5
More rebounds than opp.	16-6	14-5	16-11	3-0	44-22
Fewer rebounds than opp.	2-5	5-7	2-5	0-0	9-17
Rebounds are even	2-1	1-0	0-0	0-1	3-2
More assists than opp.	11-4	18-3	13-1	2-0	44-8
Fewer assists than opp.	7-6	2-9	3-14	1-1	13-30
Assists are even	2-2	0-0	2-1	0-0	4-3
Commit more TOs than opp.	7-9	6-9	14-12	2-1	29-31
Commit fewer TOs than opp.	12-2	11-3	3-2	1-0	27-7
Turnovers are even	1-1	3-0	1-2	0-0	5-3
Scoring 100+ points	1-0	1-0	0-0	0-0	2-0
Scoring 90-99 points	0-0	0-0	3-1	0-0	3-1
Scoring 80-89 points	2-1	6-2	7-2	0-0	15-5
Scoring 70-79 points	7-3	8-0	5-7	3-0	23-10
Scoring 60-69 points	7-4	4-6	2-4	0-1	13-15
Scoring fewer than 60 points	3-4	1-4	1-2	0-0	5-10
Allowing 100+ points	0-0	0-0	0-0	0-0	0-0
Allowing 90-99 points	0-0	0-1	1-5	0-1	1-7
Allowing 80-89 points	0-2	2-1	2-5	0-0	4-8
Allowing 70-79 points	6-8	3-6	8-3	0-0	17-17
Allowing 60-69 points	7-2	9-3	6-2	2-0	24-7
Allowing fewer than 60 pts.	7-0	6-1	1-1	1-0	15-2
Following a win	11-9	13-7	6-12	1-1	31-29
Following a loss	9-3	7-5	12-4	2-0	30-12
More bench points than opp.	14-10	10-3	15-12	2-0	41-25
Fewer bench pts. than opp.	6-2	10-9	3-4	1-1	20-16
Bench points are even	0-0	0-0	0-0	0-0	0-0
in November	4-2	2-3	3-3	3-1	12-9
in December	4-3	5-2	5-2	0-0	14-7
in January	6-2	8-1	3-6	0-0	17-9
in February	5-2	3-4	3-4	0-0	11-10
in March	1-3	2-2	4-1	0-0	7-6
on Monday	0-3	1-0	1-1	0-0	2-4
on Tuesday	0-2	0-2	3-0	1-0	4-4
on Wednesday	1-0	3-0	2-2	1-0	7-2
on Thursday	7-2	7-3	5-4	0-0	19-9
on Friday	0-0	0-0	0-1	0-0	0-1
on Saturday	12-5	8-6	6-7	1-1	27-19
on Sunday	0-0	1-1	1-1	0-0	2-2

THE LAST TIME IT HAPPENED

A WKU TEAM:

Was ranked	2007-08
Final Associated Press Poll (No. 22)	
Received votes in a national poll	11/13/09
Associated Press Preseason Top 25	
Played a ranked team	12/19/15
(L) 79-56 at #16 Louisville	
Beat a ranked team	01/10/15
(W) 72-65 vs. #25 Old Dominion	
Won 10+ straight	01/10/08 - 02/16/08 (11)
Won 15+ straight	01/03/02 - 03/05/02 (15)
Won 20+ straight	12/03/66 - 02/20/67 (21)
Lost 5+ straight	12/31/11 - 01/15/12 (5)
Scored 100 pts	12/29/14
(W) 104-62 vs. Alice Lloyd (Ky.) College	
Scored 100 pts on the road	02/22/01
(W) 100-60 at Arkansas State	
Scored 100 pts and lost	01/29/04
(L) 110-102 vs. Louisiana-Lafayette	
Allowed 100 pts	12/22/10
(L) 114-82 vs. #25 Louisville	
Allowed 100 pts at home	12/22/10
(L) 114-82 vs. #25 Louisville	
Allowed 100 pts and won	12/03/73
(W) 102-100 at Arkansas	
Scored fewer than 50 pts	11/12/13
(L) 66-49 at #16 Wichita State	
Allowed fewer than 50 pts	12/27/14
(W) 89-42 vs. Brescia (Ky.)	
Back-to-back 20-point wins	2010
11/12/10 • (W) 98-70 at Saint Joseph's	
11/15/10 • (W) 83-61 vs. Alabama A&M	
30-point win	12/28/13
(W) 103-65 vs. Brescia (Ky.)	
Back-to-back 30-point wins	2001
12/15/01 • (W) 103-40 vs. West Alabama	
12/19/01 • (W) 95-61 vs. Creighton	
40-point win	12/29/14
(W) 104-62 vs. Alice Lloyd (Ky.) College	
Back-to-back 40-point wins	2014
12/27/14 • (W) 89-42 vs. Brescia (Ky.)	
12/29/14 • (W) 104-62 vs. Alice Lloyd (Ky.) College	
50-point win	01/03/04
(W) 107-52 vs. Kentucky State	
60-point win	12/15/01
(W) 103-40 vs. West Alabama	
30-point loss	12/05/15
(L) 95-64 at #12/18 Xavier	
Played in OT game	03/05/16
(W) 96-90 (OT) vs. LA Tech	
Played in a 2OT game	01/18/14
(W) 82-77 (2OT) vs. Arkansas State	
Played in a 3OT game	01/19/84
(L) 76-74 (3OT) vs. Jacksonville	
Played in back-to-back OT games	2016
02/06/16 • (L) 93-89 (OT) at UTEP	
02/13/16 • (L) 96-93 (OT) vs. Marshall	
Won on "last second" shot	02/08/14
(W) 79-78 at UALR	
Trency Jackson hit a 28-footer with 0:00.0 left in regulation	
Lost on "last second" shot	03/21/09
(L) 83-81 in NCAA Tournament vs. #10 Gonzaga	
Demetri Goodson hit 6-footer at 0:00.9	
Had 5 players in double figures	03/10/16
(W) 88-77 vs. UAB	
Had 6 players in double figures	01/29/05
(W) 77-75 at New Mexico State	
Had 7 players in double figures	11/24/01
(W) 101-77 vs. Murray State	
Had 8 players in double figures	12/08/93
(W) 129-91 vs. North Florida	
Had 2 double-figure rebounders	02/06/16
Fredrick Edmond (14) and Justin Johnson (12) at UTEP	

Had two 20-point scorers	02/06/16
Fredrick Edmond (24) and Aaron Cosby (22) at UTEP	
Had three 20-point scorers	11/13/07
(W) 88-67 vs. Kentucky Wesleyan	
Had 10+ 3FGs	03/11/16
10-of-24 3FG vs. Old Dominion	
Held opponent under 35.0% shooting	11/24/15
30.7% (23-for-75) vs. Central Michigan	
Committed fewer than 10 TOs	03/11/16
4 vs. Old Dominion	
Committed fewer than 5 TOs	03/11/16
4 vs. Old Dominion	
Committed 25+ TOs	11/18/14
25 at Minnesota	
Forced 25+ TOs	11/10/12
26 at Southern Miss	
Shot 60% from the field	11/12/10
60.9% at St. Joseph's	
Shot 70% from the field	02/24/84
71.1% vs. UAB	
Shot 90% from FT line (min. 10)	01/23/16
93.3% (14-of-15) at Charlotte	

A WKU INDIVIDUAL:

Scored 25 pts	03/05/16
Aaron Cosby (34) vs. LA Tech	
Scored 30 pts	03/05/16
Aaron Cosby (34) vs. LA Tech	
Scored 40 pts	01/29/04
Anthony Winchester (40) vs. Louisiana-Lafayette	
Scored 50 pts	01/30/65
Clem Haskins (55) vs. Middle Tennessee	
Had 15 rebounds	11/14/15
Justin Johnson (15) vs. Campbellsville (Ky.)	
Had 20 rebounds	11/25/00
Chris Marcus (21) vs. Tennessee State	
Had 25 rebounds	03/07/72
Granville Bunton (27) at Morehead State	
Had 20 pts and 10 rebs	02/06/16
Fredrick Edmond (24 pts, 14 rebs) and Justin Johnson (15 pts, 12 rebs) at UTEP	
Had 10 assists	02/24/11
Jamal Crook (10) vs. FIU	
Had 5 blocks	01/09/16
Ben Lawson (5) vs. Florida Atlantic	
Had 5 steals	12/28/15
Marlon Hunter (6) vs. Brescia (Ky.)	
Had a double-double	11/22/16
Justin Johnson (12 pts, 10 rebs) vs. North Carolina A&T	
Two players had a double-double	02/06/16
Fredrick Edmond (24 pts, 14 rebs) and Justin Johnson (15 pts, 12 rebs) at UTEP	
Had a triple-double	01/01/09
Orlando Mendez-Valdez (18 pts, 12 asts, 10 rebs) vs. Troy	

AN OPPOSING INDIVIDUAL:

Scored 30 pts	03/13/16
Trey Freeman, Old Dominion (42)	
Scored 40 pts	03/13/16
Trey Freeman, Old Dominion (42)	
Had 15 rebounds	11/21/15
Jameel Warney, Stony Brook (16)	
Had 20 rebounds	12/07/03
Cuthbert Victor, Murray State (20)	
Had 20 pts and 10 rebs	11/19/16
Evan Bradds, Belmont (26 pts, 14 rebs)	
Had 10 assists	02/13/16
Jon Elmore, Marshall (10)	
Had a double-double	11/19/16
Evan Bradds, Belmont (26 pts, 14 rebs)	



HEAD COACH RICK STANSBURY

CAREER RECORD: 296-167 (15TH SEASON)

RECORD AT WKU: FIRST SEASON

With 296 career wins and 11 postseason trips as a head coach to his credit, Rick Stansbury is the 15th head men's basketball coach at Western Kentucky University.

Stansbury, a Battletown, Ky., native and Campbellsville University Class of 2003 Hall of Famer, came to The Hill following two years at 2015-16 Southeastern Conference regular season champion Texas A&M, which included a run to the 2016 NCAA Sweet 16. In his 30 seasons as a head coach or an assistant coach, Stansbury's teams have gone to the postseason 18 times, with Top 5 seeds in the NCAA Tournament in 2016 (3), 2004 (2), 2003 (5), 2002 (3), 1996 (5) and 1995 (5) and in the NIT in 2012 (4), 2010 (1), and 2007 (1).

The veteran head coach made his name over a 22-year run at Mississippi State, including the final 14 as head coach (1999-2012), where he compiled a career record of 293-166 (.638), led the Bulldogs to the postseason 11 times – with six NCAA appearances – and became Mississippi State's all-time wins leader in the process.

In his two seasons in College Station, working for head coach Billy Kennedy, Stansbury helped the Aggie coaching staff sign a consensus top-10 recruiting class, a class regarded as one of the best in school history, in 2015. This past season, with Stansbury serving as associate head coach, the Aggies set a school record for wins with 28 after a 21-12 campaign and third place SEC finish in his first season. Texas A&M's run to the Sweet 16 was the deepest the Aggies have advanced in the tournament in program history.

During Stansbury's final 10 years leading Mississippi State, only Kentucky won more SEC championships than his eight, and over his entire 14-year run at the helm, only Kentucky and Florida won more games. His 293 career victories are the 10th-most in SEC history. The Bulldogs won the SEC tournament in 2002 and 2009, the overall SEC championship in 2004 and dominated the league's Western Division during Stansbury's tenure, winning the side in 2003, 2004, 2007, 2008 and 2010.

His teams were also postseason regulars, appearing in the NCAA Tournament or NIT 11 of his 14 seasons as MSU's head coach including trips to the NCAA Tournament in four consecutive seasons (2002-2005) and consecutive appearances in 2008 and 2009 with NIT trips in 1999, 2001, 2007, 2010 and 2012. Including his time as an assistant, Mississippi State went to the postseason 15 times in 22 seasons.

Seven Bulldogs earned All-America honors, 23 were named All-SEC (11 first teamers), and he posted 20 or more wins in 10 seasons during his 14-year run as head coach. Prior to Stansbury taking over as head coach, MSU had just seven postseason tournament appearances and won at least 20 games just seven times in the school's previous 86 years of basketball competition.

Stansbury is, in every essence of the word, a winner.

THE STANSBURY FILE

PERSONAL

Born: Dec. 23, 1959

Hometown: Battletown, Ky.

Wife: Meo **Children:** Isaac, Noah, Luke

COACHING CAREER

1981-82: Campbellsville (student assistant)

1983-84: Cumberland (graduate assistant)

1985-90: Austin Peay (assistant coach)

1990-94: Mississippi State (assistant coach)

1994-98: Mississippi State (assoc. head coach)

1998-2012: Mississippi State (head coach)

2014-15: Texas A&M (assistant coach)

2015-16: Texas A&M (associate head coach)

2016-17: WKU (head coach)

Off the court, Stansbury's program graduated players at a rate never before seen at Mississippi State. Over his time as head coach, only Vanderbilt had a higher graduation rate in the SEC, and the Bulldogs were third in the SEC with 41 academic honorees in 14 years. Fans also came out in droves in Starkville to watch Stansbury's Bulldogs play. Of the Top 30 most attended games in MSU history, 26 came during Stansbury's run as head coach, including all of the Top 10. He was the only coach in MSU history to average more than 10,000 fans per game in SEC play (2003-04/10,209), and his Bulldogs played in front of an average of over 7,000 fans per night in six of his 14 seasons as head coach.

Stansbury also brings to The Hill a national reputation of success as evidenced by his 2004 SEC Associated Press Coach of the Year, finalist for National Coach of the Year, and District 17 NABC Coach of the Year awards. During the 2003-04 season, Stansbury's Bulldogs ranked as high as No. 4 in the AP poll and finished No. 8 that year, their third consecutive Top 25 finish in the final AP poll. As a recruiter, Stansbury is no stranger to sending players to the NBA ranks. Since 1996, Stansbury has nine lottery picks including the 5th overall pick in the 1999 Draft, Jonathan Bender (Toronto), the 10th overall pick in the 1996 Draft, Erick Dampier (Indiana), and Parade All-American and 2005's 40th overall pick, Monta Ellis (Golden State). Over a nine-year period in Starkville (2003-11), Stansbury signed five different top-20 recruiting classes. His 2005 class was rated the sixth-best nationally by Rivals.com while his final class in the spring of 2011 was No. 12 nationally by the outlet. The Class of 2015 at Texas A&M was rated No. 8 nationally by Rivals.com.

Before going to Starkville, Stansbury spent six seasons as an assistant at Austin Peay State University in Clarksville, Tenn. Working alongside the late Lake Kelly, APSU recorded three consecutive winning seasons including an Ohio Valley Conference tournament championship and NCAA Tournament second-round berth in 1986-87.

His 16-year career as an assistant prior to the MSU head coaching post began at his alma mater,

CAREER RECORD BY OPPONENT 2016-17 OPPONENTS IN BOLD

TEAM	W-L	PCT
AKRON	0-2	.000
ALABAMA	16-14	.533
ALABAMA A&M	4-0	1.000
UAB	2-0	1.000
ALABAMA STATE	4-0	1.000
APPALACHIAN STATE	1-0	1.000
ARIZONA	2-1	.667
ARKANSAS	16-14	.533
ARKANSAS-LITTLE ROCK	3-0	1.000
ARKANSAS-PINE BLUFF	2-0	1.000
ARKANSAS STATE	2-0	1.000
AUBURN	16-12	.571
BAYLOR	0-1	.000
BELMONT	1-1	.500
BETHUNE-COOKMAN	1-0	1.000
BIRMINGHAM-SOUTHERN	1-0	1.000
BRADLEY	1-0	1.000
BUTLER	0-1	.000
CALIFORNIA	0-1	.000
CENTENARY	4-0	1.000
CHARLOTTE	2-1	.667
CHATTANOOGA	1-0	1.000
CINCINNATI	0-2	.000
CLEMSON	0-2	.000
COLORADO STATE	0-1	.000
DEPAUL	1-0	1.000
DETROIT	2-0	1.000
DUKE	0-1	.000
EAST TENNESSEE STATE	0-1	.000
EASTERN KENTUCKY	2-0	1.000
FAIRFIELD	1-0	1.000
FAIRLEIGH DICKINSON	1-0	1.000
FLORIDA	8-9	.471
FLORIDA A&M	2-0	1.000
FLORIDA ATLANTIC	1-1	.500
FLORIDA STATE	1-1	.500
GEORGE MASON	1-1	.500
GEORGIA	9-9	.500
GEORGIA STATE	2-0	1.000
HAWAII	0-1	.000
HOLY CROSS	1-0	1.000
HOUSTON	2-0	1.000
IDAHO	1-0	1.000
ILLINOIS-CHICAGO	1-0	1.000
JACKSON STATE	2-0	1.000
JACKSONVILLE	1-0	1.000
JACKSONVILLE STATE	5-0	1.000
KENTUCKY	4-13	.235
LAFAYETTE	1-0	1.000
LIBERTY	1-0	1.000
LOUISIANA-LAFAYETTE	3-2	.600
LOUISIANA-MONROE	4-0	1.000
LSU	18-13	.581
LOUISIANA TECH	3-0	1.000
LOYOLA MARYMOUNT	2-0	1.000
MASSACHUSETTS	0-1	.000
MCNEESE STATE	5-0	1.000
MEMPHIS	0-1	.000
MIAMI (FLA.)	1-1	.500
MIAMI-OHIO	0-1	.000
MISSISSIPPI VALLEY STATE	3-0	1.000
MISSOURI	1-1	.500
MISSOURI-KANSAS CITY	1-0	1.000
MONMOUTH	1-0	1.000
MONTANA STATE	1-1	.500
MURRAY STATE	1-0	1.000
NEW ORLEANS	4-0	1.000
NICHOLLS STATE	5-0	1.000
NORTHWESTERN	1-0	1.000
NORTHWESTERN STATE	2-1	.667
NORTH ALABAMA	1-0	1.000
NORTH CAROLINA	0-1	.000
NORTH CAROLINA A&T	2-0	1.000
NORTH TEXAS	1-0	1.000
OKLAHOMA	1-0	1.000
OLE MISS	21-8	.724

CAREER RECORD BY OPPONENT

2016-17 OPPONENTS IN BOLD>

TEAM	W-L	PCT
OLD DOMINION	1-0	1.000
OREGON	1-0	1.000
PITTSBURGH	1-0	1.000
RICHMOND	2-2	.500
RIDER	0-1	.000
RUTGERS	0-1	.000
SAINT MARY'S (CALIF.)	1-1	.500
SAM HOUSTON STATE	1-0	1.000
SAN DIEGO	2-1	.667
SANTA CLARA	2-0	1.000
SOUTH ALABAMA	7-1	.875
SOUTH CAROLINA	12-5	.706
SOUTH CAROLINA STATE	1-0	1.000
SOUTHEASTERN LOUISIANA	5-1	.833
SOUTHERN ILLINOIS	0-1	.000
SOUTHERN MISSISSIPPI	1-0	1.000
STANFORD	1-1	.500
ST. BONAVENTURE	2-0	1.000
SYRACUSE	0-1	.000
TENNESSEE	7-9	.438
TENNESSEE-MARTIN	4-0	1.000
TENNESSEE STATE	1-0	1.000
TEXAS	0-2	.000
TEXAS A&M	1-0	1.000
TEXAS A&M-CORPUS CHRISTI	2-0	1.000
TEXAS-PAN AMERICAN	1-0	1.000
TEXAS TECH	0-1	.000
TROY	3-0	1.000
TULANE	3-0	1.000
TULSA	0-1	.000
UC IRVINE	1-0	1.000
UCLA	1-0	1.000
UTAH STATE	1-0	1.000
VALPARAISO	0-1	.000
VANDERBILT	11-8	.579
VIRGINIA TECH	1-1	.500
WASHINGTON	0-1	.000
WASHINGTON STATE	0-2	.000
WEST VIRGINIA	1-1	.500
WESTERN KENTUCKY	3-1	.750
WINTHROP	0-1	.000
WRIGHT STATE	1-0	1.000
XAVIER	3-1	.750
TOTALS	296-167	.639

Campbellsville, during the 1981-82 season as he worked toward earning a double major in business and physical education. He then moved on to work for Randy Vernon at Cumberland in Williamsburg where he earned his master's in Business Education. In 1983-84, the team went 31-5 and earned a second-round appearance in the NAIA Tournament. In October 1999, Stansbury was honored by the Campbellsville Alumni Association as a proud recipient of the school's Distinguished Alumni Award.

Stansbury's connection to The Hill goes back well before his hiring as head coach to his great uncle, Edgar B. Stansbury, a 1994 WKU Athletics Hall of Famer as a three-sport athlete (baseball, basketball, football), football assistant coach under W.L. "Gander" Terry, and Director of Athletics in 1946 after serving his country in World War II. The concourse inside E.A. Diddle Arena is named in E.B. Stansbury's honor.

STANSBURY'S NBA DRAFT PICKS

Erick Dampier* - 1996 - 10th (Indiana Pacers)
Dontae' Jones* - 1996 - 21st (New York Knicks)
Tyrone Washington - 1999 - 44th (Rockets)
Mario Austin - 2003 - 36th (Chicago Bulls)
Derrick Zimmerman - 2003 - 40th (Golden State)
Lawrence Roberts - 2005 - 55th (SuperSonics)
Jarvis Varnado - 2010 - 41st (Miami Heat)
Arnett Moultrie - 2012 - 27th (Miami Heat)

* As Mississippi State assistant

Stansbury is married to the former Meo Mellen of Roanoke, Va. The couple has three sons, Isaac, Noah and Luke.



HEAD COACHING RECORD

1998-99: Mississippi State.....	20-13^
1999-00: Mississippi State.....	14-16
2000-01: Mississippi State.....	18-13^
2001-02: Mississippi State.....	27-8*#
2002-03: Mississippi State.....	21-10*%
2003-04: Mississippi State.....	26-4*%
2004-05: Mississippi State.....	23-11*
2005-06: Mississippi State.....	15-15
2006-07: Mississippi State.....	21-14^%
2007-08: Mississippi State.....	23-11*%
2008-09: Mississippi State.....	23-13*#
2009-10: Mississippi State.....	24-12^%
2010-11: Mississippi State.....	17-14
2011-12: Mississippi State.....	21-12^
2016-17: WKU.....	3-1

296-167 (.639)

(*) NCAA Tournament appearance

(^) NIT appearance

(#) SEC Tournament champions

(%) SEC Western Conference champions

STANSBURY'S COACHING ACCOLADES

CHAMPIONSHIPS

- SEC WESTERN CONFERENCE CHAMPIONSHIPS (2003, 2004, 2007, 2008, 2010)
- SEC TOURNAMENT CHAMPIONS (2002, 2009)
- OVERALL SEC CHAMPION (2004)

POSTSEASON EXPERIENCE AS HEAD COACH

- NCAA (2002, 2003, 2004, 2005, 2008, 2009)
- NIT (1999, 2001, 2007, 2010, 2012)

AS ASSISTANT

- NCAA (1987, 1991, 1995 - SWEET 16, 1996 - FINAL FOUR, 2016 - SWEET 16)
- NIT (1990, 1994)

AWARDS

- SEC COACH OF THE YEAR (2004)
- DISTRICT 17 NABC COACH OF THE YEAR (2004)



#1 TOBIAS HOWARD

FRESHMAN | GUARD | 6-2 | 185 | HS
LITHONIA, GA. (DME ACADEMY)

Opp.	GS	Min	FG	A	Pct	3FG	A	Pct	FT	A	Pct	O	D	T	PF	FO	A	TO	B	S	Pts
ALABAMA STATE		14	2	4	.500	2	3	.667	0	0	.000	1	2	3	0	0	2	1	0	0	6
JACKSONVILLE ST.		6	1	1	1.000	1	1	1.000	0	0	.000	0	0	0	0	0	0	0	0	0	3
at Belmont		9	0	0	.000	0	0	.000	0	0	.000	1	0	1	1	0	0	1	0	1	0
NC A&T		11	1	3	.333	0	1	.000	0	0	.000	0	0	0	0	0	0	0	0	0	2
vs. Washington																					
vs. TCU/UNLV																					
at Eastern Ky.																					
at Missouri																					
at Indiana State																					
at Saint Mary's																					
at Detroit																					
OHIO																					
AUSTIN PEAY																					
at Fla. Atlantic																					
at FIU																					
CHARLOTTE																					
OLD DOMINION																					
at UAB																					
at Middle Tenn.																					
at Marshall																					
UTEP																					
UTSA																					
at LA Tech																					
at Southern Miss																					
MARSHALL																					
MIDDLE TENN.																					
UAB																					
at Charlotte																					
at Old Dominion																					
NORTH TEXAS																					
RICE																					

SEASON/CAREER HIGHS AT WKU

POINTS

Season	6, vs. Alabama State, 11/12/16
Career	Same

REBOUNDS

Season	3, vs. Alabama State, 11/12/16
Career	Same

FIELD GOALS

Season	2, vs. Alabama State, 11/12/16
Career	Same

FIELD GOALS ATTEMPTED

Season	4, vs. Alabama State, 11/12/16
Career	Same

THREE-POINT FIELD GOALS

Season	2, vs. Alabama State, 11/12/16
Career	Same

THREE-POINT FIELD GOALS ATTEMPTED

Season	3, vs. Alabama State, 11/12/16
Career	Same

FREE THROWS

Season	0
Career	Same

FREE THROWS ATTEMPTED

Season	0
Career	Same

ASSISTS

Season	2, vs. Alabama State, 11/12/16
Career	Same

BLOCKED SHOTS

Season	0
Career	Same

STEALS

Season	1, at Belmont, 11/19/16
Career	Same

MINUTES PLAYED

Season	14, vs. Alabama State, 11/12/16
Career	Same

QUICK-HITTERS

- Hit two 3-pointers in his college debut vs. Alabama State on Nov. 12, 2016
- Played fifth prep year at DME Academy in Daytona Beach, Fla., during the 2015-16 season
- Averaged 14.6 points, 4.9 rebounds and 2.8 assists per game for DME Academy, shooting 57.9 percent from 3-point range and 89.4 percent from the free-throw line

CAREER STATISTICS

Year	GP	GS	Min	Avg	FG	FGA	Pct	3FG	FGA	Pct	FT	FTA	Pct	Off	Def	Tot	Avg	PF	FO	Ast	TO	Blk	Stl	Pts	Avg
2016-17	4	0	40	10.0	4	8	.500	3	5	.600	0	0	.000	2	2	4	1.0	1	0	2	2	0	1	11	2.8
TOTAL	4	0	40	10.0	4	8	.500	3	5	.600	0	0	.000	2	2	4	1.0	1	0	2	2	0	1	11	2.8



#3 DAMARI PARRIS

FRESHMAN | GUARD | 6-0 | 160 | HS
BOWIE, MD. (EVELYN MACK ACADEMY)

Opp.	GS	Min	FG	A	Pct	3FG	A	Pct	FT	A	Pct	O	D	T	PF	FO	A	TO	B	S	Pts
ALABAMA STATE		12	0	1	.000	0	0	.000	2	2	1.000	1	0	1	1	0	0	1	0	0	2
JACKSONVILLE ST.		8	0	1	.000	0	0	.000	0	0	.000	0	2	2	1	0	1	2	0	0	0
at Belmont		14	3	6	.500	0	1	.000	0	0	.000	0	1	1	2	0	0	1	0	0	6
NC A&T		19	1	5	.200	0	2	.000	0	0	.000	1	1	2	1	0	4	2	0	2	2
vs. Washington																					
vs. TCU/UNLV																					
at Eastern Ky.																					
at Missouri																					
at Indiana State																					
at Saint Mary's																					
at Detroit																					
OHIO																					
AUSTIN PEAY																					
at Fla. Atlantic																					
at FIU																					
CHARLOTTE																					
OLD DOMINION																					
at UAB																					
at Middle Tenn.																					
at Marshall																					
UTEP																					
UTSA																					
at LA Tech																					
at Southern Miss																					
MARSHALL																					
MIDDLE TENN.																					
UAB																					
at Charlotte																					
at Old Dominion																					
NORTH TEXAS																					
RICE																					

SEASON/CAREER HIGHS AT WKU

POINTS

Season	6, at Belmont, 11/19/16
Career	Same

REBOUNDS

Season	2, 2x, last vs. N.C. A&T, 11/22/16
Career	Same

FIELD GOALS

Season	3, at Belmont, 11/19/16
Career	Same

FIELD GOALS ATTEMPTED

Season	6, at Belmont, 11/19/16
Career	Same

THREE-POINT FIELD GOALS

Season	0
Career	Same

THREE-POINT FIELD GOALS ATTEMPTED

Season	2, vs. N.C. A&T, 11/22/16
Career	Same

FREE THROWS

Season	2, vs. Alabama State, 11/12/16
Career	Same

FREE THROWS ATTEMPTED

Season	2, vs. Alabama State, 11/12/16
Career	Same

ASSISTS

Season	4, vs. N.C. A&T, 11/22/16
Career	Same

BLOCKED SHOTS

Season	0
Career	Same

STEALS

Season	2, vs. N.C. A&T, 11/22/16
Career	Same

MINUTES PLAYED

Season	19, vs. N.C. A&T, 11/22/16
Career	Same

QUICK-HITTERS

- Tallied career-high four assists and two steals in 19 minutes vs. North Carolina A&T on Nov. 22, 2016
- Scored his first career field goal at Belmont on Nov. 19, 2016, and tallied six points in 14 minutes
- Netted two free throws in his first college game vs. Alabama State on Nov. 12, 2016, for his first career points
- Averaged 25 points and six assists as a senior at Evelyn Mack Academy in Charlotte, N.C.
- Scored 38 points against Oak Hill Academy, 34 points against Hargrave Military Academy, 34 points against 22ft Academy and 26 points against Huntington Prep Academy

CAREER STATISTICS

Year	GP	GS	Min	Avg	FG	FGA	Pct	3FG	FGA	Pct	FT	FTA	Pct	Off	Def	Tot	Avg	PF	FO	Ast	TO	Blk	Stl	Pts	Avg
2016-17	4	0	53	13.3	4	13	.308	0	3	.000	2	2	1.000	2	4	6	1.5	5	0	5	6	0	2	10	2.5
TOTAL	4	0	53	13.3	4	13	.308	0	3	.000	2	2	1.000	2	4	6	1.5	5	0	5	6	0	2	10	2.5



#5 JUNIOR LOMOMBA

RS-SENIOR | GUARD | 6-5 | 205 | TR

MONTREAL, QUEBEC, CANADA (PROVIDENCE)

Opp.	GS	Min	FG	A	Pct	3FG	A	Pct	FT	A	Pct	O	D	T	PF	FO	A	TO	B	S	Pts
ALABAMA STATE	*	28	1	5	.200	1	1	1.000	6	6	1.000	0	6	6	0	0	3	3	0	0	9
JACKSONVILLE ST.	*	33	2	6	.333	0	2	.000	7	7	1.000	0	2	2	2	0	7	4	0	1	11
at Belmont	*	30	3	9	.333	0	2	.000	0	1	.000	0	0	0	2	0	5	3	0	0	6
NC A&T	*	21	0	3	.000	0	1	.000	2	2	1.000	0	0	0	5	1	2	2	0	0	2
vs. Washington																					
vs. TCU/UNLV																					
at Eastern Ky.																					
at Missouri																					
at Indiana State																					
at Saint Mary's																					
at Detroit																					
OHIO																					
AUSTIN PEAY																					
at Fla. Atlantic																					
at FIU																					
CHARLOTTE																					
OLD DOMINION																					
at UAB																					
at Middle Tenn.																					
at Marshall																					
UTEP																					
UTSA																					
at LA Tech																					
at Southern Miss																					
MARSHALL																					
MIDDLE TENN.																					
UAB																					
at Charlotte																					
at Old Dominion																					
NORTH TEXAS																					
RICE																					

SEASON/CAREER HIGHS AT WKU

POINTS

Season 11, vs. Jacksonville State, 11/16/16
Career Same

REBOUNDS

Season 6, vs. Alabama State, 11/12/16
Career Same

FIELD GOALS

Season 3, at Belmont, 11/19/16
Career Same

FIELD GOALS ATTEMPTED

Season 9, at Belmont, 11/19/16
Career Same

THREE-POINT FIELD GOALS

Season 1, vs. Alabama State, 11/12/16
Career Same

THREE-POINT FIELD GOALS ATTEMPTED

Season 2, 2x, last at Belmont, 11/19/16
Career Same

FREE THROWS

Season 7, vs. Jacksonville State, 11/16/16
Career Same

FREE THROWS ATTEMPTED

Season 7, vs. Jacksonville State, 11/16/16
Career Same

ASSISTS

Season 7, vs. Jacksonville State, 11/16/16
Career Same

BLOCKED SHOTS

Season 0
Career Same

STEALS

Season 1, vs. Jacksonville State, 11/16/16
Career Same

MINUTES PLAYED

Season 33, vs. Jacksonville State, 11/16/16
Career Same

QUICK-HITTERS

- Set new career high with seven assists against Jacksonville State on Nov. 16, 2016
- Registered nine points, six rebounds and three assists in his Hilltopper debut vs. Alabama State on Nov. 12, 2016
- Reached NCAA Tournament last two seasons with Providence, starting 34 games in 2015-16
- Graduated in 2016 and is enrolled in graduate school at WKU studying intercollegiate athletic administration
- Won two state titles as a prep player at Madison (Wis.) Memorial High School
- Originally from Montreal, Quebec, Canada, and speaks French

CAREER STATISTICS

Year	GP	GS	Min	Avg	FG	FGA	Pct	3FG	FGA	Pct	FT	FTA	Pct	Off	Def	Tot	Avg	PF	FO	Ast	TO	Blk	Stl	Pts	Avg
CLEVELAND STATE																									
2012-13	25	3	462	18.5	39	121	.322	12	33	.364	55	80	.688	23	35	58	2.3	43	1	31	40	1	20	145	5.8
PROVIDENCE																									
2013-14	Sat out per NCAA transfer rules																								
2014-15	31	13	344	11.1	15	46	.326	2	11	.182	21	32	.656	11	26	37	1.2	27	0	13	13	1	8	53	1.7
2015-16	35	34	855	24.4	63	156	.404	15	47	.319	43	64	.672	28	60	88	2.5	63	0	68	44	1	13	184	5.3
WKU																									
2016-17	4	4	112	28.0	6	23	.261	1	6	.167	15	16	.938	0	8	8	2.0	9	1	17	12	0	1	28	7.0
TOTAL	95	54	1,773	18.7	123	346	.355	30	97	.309	134	192	.698	62	129	191	2.0	142	2	129	109	3	42	410	4.3



#12 PANCAKE THOMAS

RS- SENIOR | GUARD | 6-4 | 195 | TR
BATON ROUGE, LA. (HARTFORD)

Opp.	GS	Min	FG	A	Pct	3FG	A	Pct	FT	A	Pct	O	D	T	PF	FO	A	TO	B	S	Pts
ALABAMA STATE	*	34	3	11	.273	1	3	.333	8	8	1.000	0	2	2	0	0	4	2	0	0	15
JACKSONVILLE ST.	*	36	5	10	.500	4	7	.571	0	0	.000	0	0	0	2	0	2	2	0	0	14
at Belmont	*	37	2	9	.222	0	2	.000	4	4	1.000	1	5	6	1	0	1	1	0	2	8
NCA A&T	*	35	4	7	.571	1	3	.333	4	5	.800	0	3	3	1	0	1	2	0	0	13
vs. Washington																					
vs. TCU/UNLV																					
at Eastern Ky.																					
at Missouri																					
at Indiana State																					
at Saint Mary's																					
at Detroit																					
OHIO																					
AUSTIN PEAY																					
at Fla. Atlantic																					
at FIU																					
CHARLOTTE																					
OLD DOMINION																					
at UAB																					
at Middle Tenn.																					
at Marshall																					
UTEP																					
UTSA																					
at LA Tech																					
at Southern Miss																					
MARSHALL																					
MIDDLE TENN.																					
UAB																					
at Charlotte																					
at Old Dominion																					
NORTH TEXAS																					
RICE																					

SEASON/CAREER HIGHS AT WKU

POINTS

Season 15, vs. Alabama State, 11/12/16
Career Same

REBOUNDS

Season 6, at Belmont, 11/19/16
Career Same

FIELD GOALS

Season 5, vs. Jacksonville State, 11/16/16
Career Same

FIELD GOALS ATTEMPTED

Season 11, vs. Alabama State, 11/12/16
Career Same

THREE-POINT FIELD GOALS

Season 4, vs. Jacksonville State, 11/16/16
Career Same

THREE-POINT FIELD GOALS ATTEMPTED

Season 7, vs. Jacksonville State, 11/16/16
Career Same

FREE THROWS

Season 8, vs. Alabama State, 11/12/16
Career Same

FREE THROWS ATTEMPTED

Season 8, vs. Alabama State, 11/12/16
Career Same

ASSISTS

Season 4, vs. Alabama State, 11/12/16
Career Same

BLOCKED SHOTS

Season 0
Career Same

STEALS

Season 2, at Belmont, 11/19/16
Career Same

MINUTES PLAYED


Season 37, at Belmont, 11/19/16
Career Same

QUICK-HITTERS

- Scored 15 points with four assists in his Hilltopper debut vs. Alabama State on Nov. 12, 2016
- Graduated in 2016 and is enrolled in graduate school at WKU studying intercollegiate athletic administration
- Averaged 18.9 points, 6.4 rebounds, and 2.8 assists last season at Hartford
- Only player in the America East to finish in the league's top 10 in points, rebounds, assists and steals last season
- Reached NCAA Tournament in first two seasons at New Mexico
- Won Louisiana state title as senior at Scotlandville Magnet School in Baton Rouge, La.
- Real first name is "Cleveland" and was nicknamed "Pancake" as a child by his grandmother

CAREER STATISTICS

Year	GP	GS	Min	Avg	FG	FGA	Pct	3FG	FGA	Pct	FT	FTA	Pct	Off	Def	Tot	Avg	PF	FO	Ast	TO	Blk	Stl	Pts	Avg
NEW MEXICO																									
2012-13	34	2	217	6.4	12	31	.387	0	3	.000	14	18	.778	8	20	28	0.8	23	0	17	11	0	4	38	1.1
2013-14	33	10	513	15.5	39	115	.339	21	59	.356	34	39	.872	28	52	80	2.4	30	0	25	18	1	8	133	4.0
HARTFORD																									
2014-15	Sat out per NCAA transfer rules																								
2015-16	30	28	1,038	34.6	178	407	.437	81	190	.426	129	156	.827	30	163	193	6.4	72	0	84	53	6	36	566	18.9
WKU																									
2016-17	4	4	142	35.5	14	37	.378	6	15	.400	16	17	.941	1	10	11	2.8	4	0	8	7	0	2	50	12.5
TOTAL	101	44	1,910	18.9	243	590	.412	108	267	.404	193	230	.839	67	245	312	3.1	129	0	134	89	7	50	787	7.8



#14 BEN LAWSON

SENIOR | FORWARD | 7-1 | 235 | 3L
HITCHIN, ENGLAND (OAKLANDS COLLEGE)

Opp.	GS	Min	FG	A	Pct	3FG	A	Pct	FT	A	Pct	O	D	T	PF	FO	A	TO	B	S	Pts
ALABAMA STATE	*	21	3	5	.600	0	0	.000	2	4	.500	2	4	6	0	0	0	1	1	0	8
JACKSONVILLE ST.	*	26	3	7	.429	0	0	.000	2	3	.667	1	4	5	1	0	0	0	2	1	8
at Belmont	*	27	4	7	.571	0	1	.000	1	2	.500	0	4	4	1	0	0	3	3	0	9
NC A&T	*	23	4	6	.667	0	0	.000	5	7	.714	3	4	7	1	0	0	0	2	0	13
vs. Washington																					
vs. TCU/UNLV																					
at Eastern Ky.																					
at Missouri																					
at Indiana State																					
at Saint Mary's																					
at Detroit																					
OHIO																					
AUSTIN PEAY																					
at Fla. Atlantic																					
at FIU																					
CHARLOTTE																					
OLD DOMINION																					
at UAB																					
at Middle Tenn.																					
at Marshall																					
UTEP																					
UTSA																					
at LA Tech																					
at Southern Miss																					
MARSHALL																					
MIDDLE TENN.																					
UAB																					
at Charlotte																					
at Old Dominion																					
NORTH TEXAS																					
RICE																					

SEASON/CAREER HIGHS AT WKU

POINTS

Season 13, vs. N.C. A&T, 11/22/16
Career 14, vs. UAB, 01/28/16

REBOUNDS

Season 7, vs. N.C. A&T, 11/22/16
Career 12, 2x, last vs. Alabama A&M, 12/16/15

FIELD GOALS

Season 4, 2x, last vs. N.C. A&T, 11/22/16
Career 5, 2x, last vs. Camp. (Ky.), 11/14/15

FIELD GOALS ATTEMPTED

Season 7, 2x, last at Belmont, 11/19/16
Career 11, vs. Florida Atlantic, 01/09/16

THREE-POINT FIELD GOALS

Season 0
Career 1, at Marshall, 01/03/16

THREE-POINT FIELD GOALS ATTEMPTED

Season 1, at Belmont, 11/19/16
Career 1, 4x, last at Belmont, 11/19/16

FREE THROWS

Season 5, vs. N.C. A&T, 11/22/16
Career 6, vs. UAB, 01/28/16

FREE THROWS ATTEMPTED

Season 7, vs. N.C. A&T, 11/22/16
Career 7, 2x, last vs. N.C. A&T, 11/22/16

ASSISTS

Season 0
Career 3, 2x, last vs. Brescia (Ky.), 12/27/14

BLOCKED SHOTS

Season 3, at Belmont, 11/19/16
Career 6, 2x, last vs. Brescia (Ky.), 12/28/15

STEALS

Season 1, vs. Jacksonville State, 11/16/16
Career 3, vs. Marshall, 03/11/15

MINUTES PLAYED

Season 27, at Belmont, 11/19/16
Career 33, 2x, last vs. Florida Atlantic, 01/09/16

QUICK-HITTERS

- Notched season-high 13 points and seven rebounds with two blocks against North Carolina A&T on Nov. 22, 2016
- Blocked 66 shots in 2015-16, the seventh-most in a season in WKU history, and ranked fifth in Conference USA with 1.9 blocks per game
- One of four Hilltoppers – along with Jeremy Evans, Elgrace Wilborn and Chris Marcus – with at least 50 blocks in multiple seasons
- Has played for Great Britain's National Team three times in the FIBA European Championships, most recently in 2015 in the U20 championships

CAREER STATISTICS

Year	GP	GS	Min	Avg	FG	FGA	Pct	3FG	FGA	Pct	FT	FTA	Pct	Off	Def	Tot	Avg	PF	FO	Ast	TO	Blk	Stl	Pts	Avg
2013-14	12	2	95	7.9	8	17	.471	0	2	.000	8	12	.667	6	12	18	1.5	16	1	2	6	9	1	24	2.0
2014-15	32	8	602	18.8	49	84	.583	0	0	.000	25	51	.490	35	68	103	3.2	71	0	21	27	53	14	123	3.8
2015-16	34	11	547	16.1	57	96	.594	1	1	1.000	56	73	.767	37	75	112	3.3	91	6	13	37	66	11	171	5.0
2016-17	4	4	97	24.3	14	25	.560	0	1	.000	10	16	.625	6	16	22	5.5	3	0	0	4	8	1	38	9.5
TOTAL	82	25	1,341	16.4	128	222	.577	1	4	.250	99	152	.651	84	171	255	3.1	181	7	36	74	136	27	356	4.3



#15 TYLER MILLER

JUNIOR | GUARD | 6-4 | 185 | TR
LOUISVILLE, KY. (MARSHALLTOWN CC)

Opp.	GS	Min	FG	A	Pct	3FG	A	Pct	FT	A	Pct	O	D	T	PF	FO	A	TO	B	S	Pts
ALABAMA STATE		1	0	0	.000	0	0	.000	0	0	.000	0	0	0	0	0	0	0	0	0	0
JACKSONVILLE ST. DNP																					
at Belmont		1	0	0	.000	0	0	.000	0	0	.000	0	0	0	0	0	0	0	0	0	0
NC A&T		2	0	0	.000	0	0	.000	0	0	.000	0	0	0	0	0	1	0	0	0	0
vs. Washington																					
vs. TCU/UNLV																					
at Eastern Ky.																					
at Missouri																					
at Indiana State																					
at Saint Mary's																					
at Detroit																					
OHIO																					
AUSTIN PEAY																					
at Fla. Atlantic																					
at FIU																					
CHARLOTTE																					
OLD DOMINION																					
at UAB																					
at Middle Tenn.																					
at Marshall																					
UTEP																					
UTSA																					
at LA Tech																					
at Southern Miss																					
MARSHALL																					
MIDDLE TENN.																					
UAB																					
at Charlotte																					
at Old Dominion																					
NORTH TEXAS																					
RICE																					

SEASON/CAREER HIGHS AT WKU

POINTS

Season	0
Career	Same

REBOUNDS

Season	0
Career	Same

FIELD GOALS

Season	0
Career	Same

FIELD GOALS ATTEMPTED

Season	0
Career	Same

THREE-POINT FIELD GOALS

Season	0
Career	Same

THREE-POINT FIELD GOALS ATTEMPTED

Season	0
Career	Same

FREE THROWS

Season	0
Career	Same

FREE THROWS ATTEMPTED

Season	0
Career	Same

ASSISTS

Season	1, vs. N.C. A&T, 11/22/16
Career	Same

BLOCKED SHOTS

Season	0
Career	Same

STEALS

Season	0
Career	Same

MINUTES PLAYED

Season	2, vs. N.C. A&T, 11/22/16
Career	Same

QUICK-HITTERS

- Registered first assist as a Hilltopper against North Carolina A&T on Nov. 22, 2016
- Made Hilltopper debut on Nov. 12, 2016, against Alabama State
- Appeared in 59 games over two seasons at Marshalltown Community College, including 53 starts
- Averaged 8.5 points, 4.1 rebounds, 4.1 assists and 1.7 steals as a sophomore
- Named Defensive Player of the Year in his final prep season at 22ft Academy
- Previously played basketball, football and track at Louisville Male High School
- Mother played basketball at the University of Louisville.

CAREER STATISTICS

Year	GP	GS	Min	Avg	FG	FGA	Pct	3FG	FGA	Pct	FT	FTA	Pct	Off	Def	Tot	Avg	PF	FO	Ast	TO	Blk	Stl	Pts	Avg
MARSHALLTOWN COMMUNITY COLLEGE																									
2014-15	28	22	652	23.3	37	112	.330	1	9	.111	29	49	.592	18	45	63	2.3	50	1	49	36	14	27	104	3.7
2015-16	31	31	843	27.2	92	214	.430	8	31	.258	70	127	.551	32	95	127	4.1	62	0	126	76	6	54	262	8.5
WKU																									
2016-17	3	0	4	1.3	0	0	.000	0	0	.000	0	0	.000	0	0	0	0.0	0	0	1	0	0	0	0	0.0
WKU TOTAL	3	0	4	1.3	0	0	.000	0	0	.000	0	0	.000	0	0	0	0.0	0	0	1	0	0	0	0	0.0



#21 MARKO STAJKOVSKI

FRESHMAN | GUARD | 6-7 | 195 | HS
NOVI SAD, SERBIA (E-GIMNAZIJA NOVI SAD)

Opp.	GS	Min	FG	A	Pct	3FG	A	Pct	FT	A	Pct	O	D	T	PF	FO	A	TO	B	S	Pts
ALABAMA STATE	DNP																				
JACKSONVILLE ST.	DNP																				
at Belmont		1	0	0	.000	0	0	.000	0	0	.000	0	0	0	0	0	0	0	0	0	0
NC A&T		2	0	0	.000	0	0	.000	0	0	.000	0	1	1	0	0	0	0	0	0	0
vs. Washington																					
vs. TCU/UNLV																					
at Eastern Ky.																					
at Missouri																					
at Indiana State																					
at Saint Mary's																					
at Detroit																					
OHIO																					
AUSTIN PEAY																					
at Fla. Atlantic																					
at FIU																					
CHARLOTTE																					
OLD DOMINION																					
at UAB																					
at Middle Tenn.																					
at Marshall																					
UTEP																					
UTSA																					
at LA Tech																					
at Southern Miss																					
MARSHALL																					
MIDDLE TENN.																					
UAB																					
at Charlotte																					
at Old Dominion																					
NORTH TEXAS																					
RICE																					

SEASON/CAREER HIGHS AT WKU

POINTS

Season	0
Career	0

REBOUNDS

Season	1, vs. N.C. A&T, 11/22/16
Career	0

FIELD GOALS

Season	0
Career	0

FIELD GOALS ATTEMPTED

Season	0
Career	0

THREE-POINT FIELD GOALS

Season	0
Career	0

THREE-POINT FIELD GOALS ATTEMPTED

Season	0
Career	0

FREE THROWS

Season	0
Career	0

FREE THROWS ATTEMPTED

Season	0
Career	0

ASSISTS

Season	0
Career	0

BLOCKED SHOTS

Season	0
Career	0

STEALS

Season	0
Career	0

MINUTES PLAYED

Season	2, vs. N.C. A&T, 11/22/16
Career	0

QUICK-HITTERS

- Grabbed first career rebound against North Carolina A&T on Nov. 22, 2016
- Made college debut at Belmont on Nov. 19, 2016, and registered one minute
- Won Hungarian National Championship with Szolnoki Olaj while attending E-Gimnazija Novi Sad in Serbia
- Competed for Crvena Zvezda Junior Team in Belgrade, Serbia, winning the Euroleague Basketball International Junior Tournament

CAREER STATISTICS

Year	GP	GS	Min	Avg	FG	FGA	Pct	3FG	FGA	Pct	FT	FTA	Pct	Off	Def	Tot	Avg	PF	FO	Ast	TO	Blk	Stl	Pts	Avg
2016-17	2	0	3	1.5	0	0	.000	0	0	.000	0	0	.000	0	1	1	0.5	0	0	0	0	0	0	0	0.0
TOTAL	2	0	3	1.5	0	0	.000	0	0	.000	0	0	.000	0	1	1	0.5	0	0	0	0	0	0	0	0.0



#23 JUSTIN JOHNSON

JUNIOR | FORWARD | 6-7 | 240 | 2L
HAZARD, KY. (PERRY COUNTY CENTRAL HS)

Opp.	GS	Min	FG	A	Pct	3FG	A	Pct	FT	A	Pct	O	D	T	PF	FO	A	TO	B	S	Pts
ALABAMA STATE	*	28	3	8	.375	0	2	.000	3	6	.500	0	7	7	1	0	0	3	1	1	9
JACKSONVILLE ST.	*	36	6	14	.429	2	4	.500	3	3	1.000	4	6	10	0	0	1	0	1	0	17
at Belmont	*	30	7	11	.636	3	4	.750	0	1	.000	1	8	9	2	0	2	2	1	0	17
NC A&T	*	25	2	5	.400	0	0	.000	8	8	1.000	3	7	10	3	0	3	3	2	0	12
vs. Washington																					
vs. TCU/UNLV																					
at Eastern Ky.																					
at Missouri																					
at Indiana State																					
at Saint Mary's																					
at Detroit																					
OHIO																					
AUSTIN PEAY																					
at Fla. Atlantic																					
at FIU																					
CHARLOTTE																					
OLD DOMINION																					
at UAB																					
at Middle Tenn.																					
at Marshall																					
UTEP																					
UTSA																					
at LA Tech																					
at Southern Miss																					
MARSHALL																					
MIDDLE TENN.																					
UAB																					
at Charlotte																					
at Old Dominion																					
NORTH TEXAS																					
RICE																					

SEASON/CAREER HIGHS AT WKU

POINTS

Season	17, 2x, last at Belmont, 11/19/16
Career	25, vs. FIU, 01/07/16

REBOUNDS

Season	10, 2x, last vs. N.C. A&T, 11/22/16
Career	15, 2x, last vs. UAB, 03/10/16

FIELD GOALS

Season	7, at Belmont, 11/19/16
Career	11, at Marshall, 01/03/16

FIELD GOALS ATTEMPTED

Season	14, vs. Jacksonville State, 11/16/16
Career	18, vs. Stony Brook, 11/21/15

THREE-POINT FIELD GOALS

Season	3, at Belmont, 11/19/16
Career	Same

THREE-POINT FIELD GOALS ATTEMPTED

Season	4, 2x, last at Belmont, 11/19/16
Career	Same

FREE THROWS

Season	8, vs. N.C. A&T, 11/22/16
Career	11, vs. FIU, 01/07/16

FREE THROWS ATTEMPTED

Season	8, vs. N.C. A&T, 11/22/16
Career	11, 2x, last vs. FIU, 01/07/16

ASSISTS

Season	3, vs. N.C. A&T, 11/22/16
Career	4, 3x, last vs. UAB, 03/10/16

BLOCKED SHOTS

Season	2, vs. N.C. A&T, 11/22/16
Career	3, vs. Campbellsville (Ky.), 11/14/15

STEALS

Season	1, vs. Alabama State, 11/12/16
Career	2, 7x, last at UAB, 02/27/16

MINUTES PLAYED

Season	36, vs. Jacksonville State, 11/16/16
Career	38, vs. LA Tech, 03/05/16

QUICK-HITTERS

- Knocked down a career-high three 3-pointers at Belmont on Nov. 19, 2016
- Named to Conference USA Preseason All-Conference Team
- Averaged 14.9 points and 7.9 rebounds per game, becoming the first Hilltopper to lead the team in both categories since Derrick Gordon in 2011-12
- Ranked second in C-USA and in the top 20 in the nation in field goal percentage at 60.2 percent
- His 507 points last season were the seventh-most ever by a Hilltopper sophomore
- Needs 289 points to reach 1,000 for his career

CAREER STATISTICS

Year	GP	GS	Min	Avg	FG	FGA	Pct	3FG	FGA	Pct	FT	FTA	Pct	Off	Def	Tot	Avg	PF	FO	Ast	TO	Blk	Stl	Pts	Avg
2014-15	31	1	482	15.5	60	119	.504	0	3	.000	29	67	.433	46	80	126	4.1	48	0	22	18	14	13	149	4.8
2015-16	34	26	984	28.9	197	327	.602	1	9	.111	112	166	.675	102	168	270	7.9	73	3	48	58	19	16	507	14.9
2016-17	4	4	119	29.8	18	38	.474	5	10	.500	14	18	.778	8	28	36	9.0	6	0	6	8	5	1	55	13.8
TOTAL	69	31	1,585	23.0	275	484	.568	6	22	.273	155	251	.618	156	276	432	6.3	127	3	76	84	38	30	711	10.3



#24 WILLIE CARMICHAEL

RS-SOPHOMORE | FORWARD | 6-8 | 210 | RS
APOPKA, FLA. (UNIV. OF TENNESSEE)

Opp.	GS	Min	FG	A	Pct	3FG	A	Pct	FT	A	Pct	O	D	T	PF	FO	A	TO	B	S	Pts
ALABAMA STATE	DNP																				
JACKSONVILLE ST.	DNP																				
at Belmont	DNP																				
NC A&T	DNP																				
vs. Washington																					
vs. TCU/UNLV																					
at Eastern Ky.																					
at Missouri																					
at Indiana State																					
at Saint Mary's																					
at Detroit																					
OHIO																					
AUSTIN PEAY																					
at Fla. Atlantic																					
at FIU																					
CHARLOTTE																					
OLD DOMINION																					
at UAB																					
at Middle Tenn.																					
at Marshall																					
UTEP																					
UTSA																					
at LA Tech																					
at Southern Miss																					
MARSHALL																					
MIDDLE TENN.																					
UAB																					
at Charlotte																					
at Old Dominion																					
NORTH TEXAS																					
RICE																					

SEASON/CAREER HIGHS AT WKU

POINTS	
Season	0
Career	0
REBOUNDS	
Season	0
Career	0
FIELD GOALS	
Season	0
Career	0
FIELD GOALS ATTEMPTED	
Season	0
Career	0
THREE-POINT FIELD GOALS	
Season	0
Career	0
THREE-POINT FIELD GOALS ATTEMPTED	
Season	0
Career	0
FREE THROWS	
Season	0
Career	0
FREE THROWS ATTEMPTED	
Season	0
Career	0
ASSISTS	
Season	0
Career	0
BLOCKED SHOTS	
Season	0
Career	0
STEALS	
Season	0
Career	0
MINUTES PLAYED	
Season	0
Career	0

QUICK-HITTERS

- Sat out last season at WKU after transferring from the University of Tennessee
- Appeared in all 32 games for Tennessee as a freshman with 19 starts, averaging 3.0 points and 2.3 rebounds per game
- Led the Volunteers in field goal percentage at 51.9 percent
- Named 7A State Player of the Year by the Orlando Sentinel as a senior at Wekiva (Fla.) High School

CAREER STATISTICS

Year	GP	GS	Min	Avg	FG	FGA	Pct	3FG	FGA	Pct	FT	FTA	Pct	Off	Def	Tot	Avg	PF	FO	Ast	TO	Blk	Stl	Pts	Avg
TENNESSEE																									
2014-15	32	19	475	14.8	40	77	.519	0	0	.000	15	24	.625	44	31	75	2.3	101	4	11	29	13	6	95	3.0
WKU																									
2015-16	Sat our per NCAA transfer rules																								
2016-17																									
TOTAL	32	19	475	14.8	40	77	.519	0	0	.000	15	24	.625	44	31	75	2.3	101	4	11	29	13	6	95	3.0



#32 QUE JOHNSON

RS-SENIOR | GUARD | 6-6 | 205 | TR
PONTIAC, MICH. (WASHINGTON STATE)

Opp.	GS	Min	FG	A	Pct	3FG	A	Pct	FT	A	Pct	O	D	T	PF	FO	A	TO	B	S	Pts
ALABAMA STATE	*	30	5	9	.556	3	6	.500	3	5	.600	0	9	9	3	0	1	3	1	2	16
JACKSONVILLE ST.	*	37	6	11	.545	2	4	.500	0	0	.000	1	6	7	2	0	1	2	0	2	14
at Belmont	*	34	6	15	.400	2	5	.400	0	0	.000	2	0	2	1	0	1	3	0	1	14
NC A&T	*	31	5	9	.556	3	7	.429	5	6	.833	0	3	3	0	0	0	1	0	1	18
vs. Washington																					
vs. TCU/UNLV																					
at Eastern Ky.																					
at Missouri																					
at Indiana State																					
at Saint Mary's																					
at Detroit																					
OHIO																					
AUSTIN PEAY																					
at Fla. Atlantic																					
at FIU																					
CHARLOTTE																					
OLD DOMINION																					
at UAB																					
at Middle Tenn.																					
at Marshall																					
UTEP																					
UTSA																					
at LA Tech																					
at Southern Miss																					
MARSHALL																					
MIDDLE TENN.																					
UAB																					
at Charlotte																					
at Old Dominion																					
NORTH TEXAS																					
RICE																					

SEASON/CAREER HIGHS AT WKU

POINTS

Season	18, vs. N.C. A&T, 11/22/16
Career	Same

REBOUNDS

Season	9, vs. Alabama State, 11/12/16
Career	Same

FIELD GOALS

Season	6, 2x, last at Belmont, 11/19/16
Career	Same

FIELD GOALS ATTEMPTED

Season	15, at Belmont, 11/19/16
Career	Same

THREE-POINT FIELD GOALS

Season	3, 2x, last vs. N.C. A&T, 11/22/16
Career	Same

THREE-POINT FIELD GOALS ATTEMPTED

Season	7, vs. N.C. A&T, 11/22/16
Career	Same

FREE THROWS

Season	5, vs. N.C. A&T, 11/22/16
Career	Same

FREE THROWS ATTEMPTED

Season	6, vs. N.C. A&T, 11/22/16
Career	Same

ASSISTS

Season	1, 3x, last at Belmont, 11/19/16
Career	Same

BLOCKED SHOTS

Season	1, vs. Alabama State, 11/12/16
Career	Same

STEALS

Season	2, 2x, last vs. Jacksonville State, 11/16/16
Career	Same

MINUTES PLAYED

Season	37, vs. Jacksonville State, 11/16/16
Career	Same

QUICK-HITTERS

- Scored season-high 18 points – all in the first half – against North Carolina A&T on 11/22/16
- Tallied a team-high 16 points and nine rebounds in his Hilltopper debut against Alabama State on Nov. 12, 2016
- Graduated in 2016 and is enrolled in graduate school at WKU studying intercollegiate athletic administration
- Appeared in 31 games for Washington State last season, with 25 starts and 11.3 points per game
- Led the Cougars and ranked 11th in the Pac-12 Conference with a 40.4 shooting percentage from 3-point range
- Ranked 13th in the Pac-12 at 75.9 percent from the free-throw line
- Ranks 16th on WSU's all-time list for 3-point field goals made with 121

CAREER STATISTICS

Year	GP	GS	Min	Avg	FG	FGA	Pct	3FG	FGA	Pct	FT	FTA	Pct	Off	Def	Tot	Avg	PF	FO	Ast	TO	Blk	Stl	Pts	Avg
WASHINGTON STATE																									
2012-13	Sat out as redshirt																								
2013-14	31	14	737	23.8	103	262	.393	51	145	.352	39	55	.709	17	57	74	2.4	55	0	20	30	2	14	296	9.5
2014-15	31	3	559	18.0	60	155	.387	28	77	.364	41	48	.854	15	56	71	2.3	55	1	32	33	4	10	189	6.1
2015-16	31	25	795	25.6	121	293	.413	42	104	.404	66	87	.759	16	61	77	2.5	76	3	36	42	6	16	350	11.3
WKU																									
2016-17	4	4	132	33.0	22	44	.500	10	22	.455	8	11	.727	3	18	21	5.3	6	0	3	9	1	6	62	15.5
TOTAL	97	46	2,223	22.9	305	754	.405	131	348	.376	154	201	.766	51	192	243	2.5	192	4	91	114	13	46	897	9.2



#42 ANTON WATERS

SENIOR | FORWARD | 6-7 | 245 | 1L

BALTIMORE, MD. (GULF COAST STATE COLLEGE)

Opp.	GS	Min	FG	A	Pct	3FG	A	Pct	FT	A	Pct	O	D	T	PF	FO	A	TO	B	S	Pts
ALABAMA STATE		19	4	5	.800	0	0	.000	0	1	.000	3	5	8	4	0	0	2	1	0	8
JACKSONVILLE ST.		17	3	4	.750	0	0	.000	1	3	.333	2	6	8	2	0	0	1	0	0	7
at Belmont		16	3	5	.600	1	1	1.000	2	2	1.000	2	3	5	0	0	0	0	1	1	9
NC A&T		14	3	6	.500	0	0	.000	3	4	.750	1	3	4	3	0	0	1	0	0	9
vs. Washington																					
vs. TCU/UNLV																					
at Eastern Ky.																					
at Missouri																					
at Indiana State																					
at Saint Mary's																					
at Detroit																					
OHIO																					
AUSTIN PEAY																					
at Fla. Atlantic																					
at FIU																					
CHARLOTTE																					
OLD DOMINION																					
at UAB																					
at Middle Tenn.																					
at Marshall																					
UTEP																					
UTSA																					
at LA Tech																					
at Southern Miss																					
MARSHALL																					
MIDDLE TENN.																					
UAB																					
at Charlotte																					
at Old Dominion																					
NORTH TEXAS																					
RICE																					

SEASON/CAREER HIGHS AT WKU

POINTS

Season 9, 2x, last vs. N.C. A&T, 11/22/16
Career 12, at Middle Tennessee, 02/25/16

REBOUNDS

Season 8, 2x, last vs. Jacksonville State, 11/16/16
Career Same

FIELD GOALS

Season 4, vs. Alabama State, 11/12/16
Career 6, at Middle Tennessee, 02/25/16

FIELD GOALS ATTEMPTED

Season 6, vs. N.C. A&T, 11/22/16
Career 10, vs. LA Tech, 03/05/16

THREE-POINT FIELD GOALS

Season 1, at Belmont, 11/19/16
Career Same

THREE-POINT FIELD GOALS ATTEMPTED

Season 1, at Belmont, 11/19/16
Career 1, 3x, last at Belmont, 11/19/16

FREE THROWS

Season 3, vs. N.C. A&T, 11/22/16
Career 8, vs. Middle Tennessee, 01/30/16

FREE THROWS ATTEMPTED

Season 4, vs. N.C. A&T, 11/22/16
Career 10, vs. Brescia (Ky.), 12/28/15

ASSISTS

Season 0
Career 1, 7x, last vs. North Texas, 03/09/16

BLOCKED SHOTS

Season 1, 2x, last at Belmont, 11/19/16
Career 1, 11x, last at Belmont, 11/19/16

STEALS

Season 1, at Belmont, 11/19/16
Career 1, 4x, last at Belmont, 11/19/16

MINUTES PLAYED

Season 19, vs. Alabama State, 11/12/16
Career 21, at Middle Tennessee, 02/25/16

QUICK-HITTERS

- Made first career 3-pointer at Belmont on Nov. 19, 2016
- Grabbed career-high eight rebounds in each of WKU's first two games in 2016-17
- Played in 33 games with 19 starts in his first year with the Hilltoppers in 2015-16
- Averaged 4.4 points and 4.0 rebounds as a junior
- Previously played two seasons at Gulf Coast State College, averaging 11.2 point and 7.9 rebounds as a sophomore

CAREER STATISTICS

Year	GP	GS	Min	Avg	FG	FGA	Pct	3FG	FGA	Pct	FT	FTA	Pct	Off	Def	Tot	Avg	PF	FO	Ast	TO	Blk	Stl	Pts	Avg
GULF COAST STATE COLLEGE																									
2013-14	28	16	N/A	N/A	75	159	.472	0	0	.000	49	69	.710	74	98	172	6.1	88	3	16	41	22	11	199	7.1
2014-15	28	19	N/A	N/A	124	245	.506	0	1	.000	66	94	.702	95	126	221	7.9	73	1	15	57	17	8	314	11.2
WKU																									
2015-16	33	19	480	14.5	57	110	.518	0	2	.000	30	43	.698	57	74	131	4.0	65	2	7	26	10	3	144	4.4
2016-17	4	0	66	16.5	13	20	.650	1	1	1.000	6	10	.600	8	17	25	6.3	9	0	0	4	2	1	33	8.3
WKU TOTAL	37	19	546	14.8	70	130	.538	1	3	.333	36	53	.679	65	91	156	4.2	74	2	7	30	12	4	177	4.8



#43 MARTY LEAHY

FRESHMAN | GUARD | 6-5 | 210 | HS
BRISBANE, AUSTRALIA (IPSWICH GRAMMAR)

Opp.	GS	Min	FG	A	Pct	3FG	A	Pct	FT	A	Pct	O	D	T	PF	FO	A	TO	B	S	Pts
ALABAMA STATE		13	2	3	.667	2	3	.667	0	0	.000	0	0	0	4	0	0	1	0	0	6
JACKSONVILLE ST.		1	0	0	.000	0	0	.000	0	0	.000	0	0	0	0	0	0	0	0	0	0
at Belmont		1	0	0	.000	0	0	.000	0	0	.000	0	0	0	0	0	0	0	0	0	0
NC A&T		17	1	4	.250	0	1	.000	4	5	.800	1	2	3	2	0	1	2	0	1	6
vs. Washington																					
vs. TCU/UNLV																					
at Eastern Ky.																					
at Missouri																					
at Indiana State																					
at Saint Mary's																					
at Detroit																					
OHIO																					
AUSTIN PEAY																					
at Fla. Atlantic																					
at FIU																					
CHARLOTTE																					
OLD DOMINION																					
at UAB																					
at Middle Tenn.																					
at Marshall																					
UTEP																					
UTSA																					
at LA Tech																					
at Southern Miss																					
MARSHALL																					
MIDDLE TENN.																					
UAB																					
at Charlotte																					
at Old Dominion																					
NORTH TEXAS																					
RICE																					

SEASON/CAREER HIGHS AT WKU

POINTS

Season 6, 2x, last vs. N.C. A&T, 11/22/16
Career Same

REBOUNDS

Season 3, vs. N.C. A&T, 11/22/16
Career Same

FIELD GOALS

Season 2, vs. Alabama State, 11/12/16
Career Same

FIELD GOALS ATTEMPTED

Season 4, vs. N.C. A&T, 11/22/16
Career Same

THREE-POINT FIELD GOALS

Season 2, vs. Alabama State, 11/12/16
Career Same

THREE-POINT FIELD GOALS ATTEMPTED

Season 3, vs. Alabama State, 11/12/16
Career Same

FREE THROWS

Season 4, vs. N.C. A&T, 11/22/16
Career Same

FREE THROWS ATTEMPTED

Season 5, vs. N.C. A&T, 11/22/16
Career Same

ASSISTS

Season 1, vs. N.C. A&T, 11/22/16
Career Same

BLOCKED SHOTS

Season 0
Career Same

STEALS

Season 1, vs. N.C. A&T, 11/22/16
Career Same

MINUTES PLAYED

Season 17, vs. N.C. A&T, 11/22/16
Career Same

QUICK-HITTERS

- Played career-high 17 minutes with six points, 4 of 5 free throws, three rebounds, an assist and a steal against North Carolina A&T on Nov. 22, 2016
- Hit two 3-pointers in his college debut vs. Alabama State on Nov. 12, 2016
- Averaged 24 points, 10 rebounds and five assists per game as a senior at Ipswich Grammar School in Queensland, Australia
- Made trial camp appearances for the Under-17 and Under-19 Australian National Teams
- Played for the Papua New Guinea National Team during the 2015 Pacific Games
- Also played volleyball at Ipswich Grammar

CAREER STATISTICS

Year	GP	GS	Min	Avg	FG	FGA	Pct	3FG	FGA	Pct	FT	FTA	Pct	Off	Def	Tot	Avg	PF	FO	Ast	TO	Blk	Stl	Pts	Avg
2016-17	4	0	32	8.0	3	7	.429	2	4	.500	4	5	.800	1	2	3	0.8	6	0	1	3	0	1	12	3.0
TOTAL	4	0	32	8.0	3	7	.429	2	4	.500	4	5	.800	1	2	3	0.8	6	0	1	3	0	1	12	3.0

HILLTOPPER IMG SPORTS NETWORK

The Hilltoppers can be heard on the radio on 13 different stations throughout the Commonwealth of Kentucky, which reaches over 1.5 million potential listeners.

- WKLX-FM (100.7) Bowling Green*
- WTCO-AM (1450) Campbellsville
- WTHX-FM (106.1) Elizabethtown
- WIEL-AM (1400) Elizabethtown
- WFKN-AM (1220) Franklin
- WCDS-AM (1230) Glasgow
- WXAM-AM (1430) Hodgenville
- WHOP-FM (95.3) Hopkinsville
- WHOP-AM (1230) Hopkinsville
- WXVW-AM (1450) Louisville
- WTTL-AM (1310) Madisonville
- WPKY-AM (1580) Princeton
- WTLO-AM (1480) Somerset

(*) denotes originating station

GAME-BY-GAME HIGHLIGHTS

NOVEMBER 1, 2016 | WKU 87, CAMPBELLVILLE 79 (EXH.) | BOWLING GREEN, KY.

- Five players scored in double figures for the Hilltoppers, who shot 47 percent from the field, netted 26 of 32 free throws and made their last 11 shots of the first half
- Justin Johnson paced WKU with 22 points and 12 rebounds, including two 3-pointers – one more than he made all last season
- Pancake Thomas had 17 points, while fellow graduate senior guard Junior Lomomba tallied 11 points, five rebounds and three assists in 37 minutes
- Willie Carmichael, who sat out last season after transferring from Tennessee, amassed 11 points and 13 rebounds in his first action as a Hilltopper

NOVEMBER 5, 2016 | WKU 103, KENTUCKY WESLEYAN 97, 2OT (EXH.) | BOWLING GREEN, KY.

- Pancake Thomas hit a game-tying 3-pointer as time expired in the first overtime to force a second extra period
- The Hilltoppers held KWC to four points in the second overtime and netted 33 of 43 free throws to help seal the victory
- Junior Lomomba scored a team-high 29 points, while Pancake Thomas added 24 points
- Junior Lomomba, Pancake Thomas and Que Johnson all played at least 45 minutes
- KWC's Ken-Jah Bosley scored 42 points with eight made 3s, but he was held scoreless in the second overtime

NOVEMBER 12, 2016 | WKU 79, ALABAMA STATE 66 | BOWLING GREEN, KY.

- The Hilltoppers held Alabama State to 17 points and 20.6 percent shooting in the first half
- Que Johnson paced WKU with a team-high 16 points and nine rebounds
- Pancake Thomas tallied 15 points – including 8-of-8 from the free-throw line – with four assists
- Freshmen Marty Leahy and Tobias Howard each hit two 3-pointers in their college debuts

NOVEMBER 16, 2016 | WKU 74, JACKSONVILLE STATE 67 | BOWLING GREEN, KY.

- WKU made 9 of 18 shots from 3-point range for the second straight game and netted 13 of 16 free throws
- Justin Johnson tallied his 11th career double-double with 17 points and 10 rebounds
- Que Johnson and Pancake Thomas each tallied 14 points
- Junior Lomomba contributed 11 points and a career-high seven assists

NOVEMBER 19, 2016 | BELMONT 90, WKU 69 | NASHVILLE, TENN.

- Belmont netted 16 of 34 3-pointers and shot 65.5 percent in the second half
- The Bruins' Evan Bradds led the way with 26 points and 14 rebounds
- Justin Johnson paced WKU with 17 point and nine rebounds, while Que Johnson added 14 points

NOVEMBER 22, 2016 | WKU 77, NORTH CAROLINA A&T 56 | BOWLING GREEN, KY.

- WKU netted 31 of 37 free throws, its most makes from the charity stripe since 2003
- Que Johnson led the Hilltoppers with 18 points, all in the first half
- Pancake Thomas and Ben Lawson each scored 13 points
- Justin Johnson registered his 12th career double-double with 12 points and 10 rebounds

2016-17 RESULTS

DATE	OPPONENT	SCORE	ATTENDANCE	WKU HIGH POINTS	WKU HIGH REBOUNDS	OPP HIGH POINTS
11/12	ALABAMA STATE	W, 79-66	4,149	Q. Johnson (16)	Q. Johnson (9)	Rodney Simeon (25)
11/16	JACKSONVILLE STATE	W, 74-67	4,226	J. Johnson (17)	J. Johnson (10)	Erik Durham (17)
11/19	at Belmont	L, 90-69	3,619	J. Johnson (17)	J. Johnson (9)	Evan Bradds (26)
11/22	NORTH CAROLINA A&T	W, 77-56	3,751	Q. Johnson (18)	J. Johnson (10)	Sam Hunt (19)
11/25	vs. Washington					
11/26	vs. TCU/UNLV					
11/30	at Eastern Kentucky					
12/03	at Missouri					
12/11	at Indiana State					
12/14	at Saint Mary's					
12/17	at Detroit					
12/21	OHIO					
12/28	AUSTIN PEAY					
12/31	at Florida Atlantic					
01/02	at FIU					
01/05	CHARLOTTE					
01/07	OLD DOMINION					
01/12	at UAB					
01/14	at Middle Tennessee					
01/21	at Marshall					
01/26	UTEP					
01/28	UTSA					
02/02	at LA Tech					
02/04	at Southern Miss					
02/11	MARSHALL					
02/16	MIDDLE TENNESSEE					
02/19	UAB					
02/23	at Charlotte					
02/25	at Old Dominion					
03/02	NORTH TEXAS					
03/04	RICE					

2016-17 GAME-BY-GAME STARTING LINEUPS

DATE	OPPONENT	G	G	G/F	F	F	RECORD*
11/12	ALABAMA STATE	Lomomba	Thomas	Q. Johnson	J. Johnson	Lawson	1-0
11/16	JACKSONVILLE STATE	Lomomba	Thomas	Q. Johnson	J. Johnson	Lawson	2-0
11/19	at Belmont	Lomomba	Thomas	Q. Johnson	J. Johnson	Lawson	2-1
11/22	NORTH CAROLINA A&T	Lomomba	Thomas	Q. Johnson	J. Johnson	Lawson	3-1
11/25	vs. Washington						
11/26	vs. TCU/UNLV						
11/30	at Eastern Kentucky						
12/03	at Missouri						
12/11	at Indiana State						
12/14	at Saint Mary's						
12/17	at Detroit						
12/21	OHIO						
12/28	AUSTIN PEAY						
12/31	at Florida Atlantic						
01/02	at FIU						
01/05	CHARLOTTE						
01/07	OLD DOMINION						
01/12	at UAB						
01/14	at Middle Tennessee						
01/21	at Marshall						
01/26	UTEP						
01/28	UTSA						
02/02	at LA Tech						
02/04	at Southern Miss						
02/11	MARSHALL						
02/16	MIDDLE TENNESSEE						
02/19	UAB						
02/23	at Charlotte						
02/25	at Old Dominion						
03/02	NORTH TEXAS						
03/04	RICE						

(*) running count of WKU's record with listed lineup

2016-17 GAME-BY-GAME COMPARISON

DATE	OPPONENT	FGM-A/%	3FG-A/%	FTM-A/%	OR-DR-TOT	PF	AST	TO	BK	STL	PTS
11/12	WKU	23-51/.451	9-18/.500	24-32/.750	8-36-44	13	10	18	4	3	79
	ALABAMA STATE	26-74/.351	9-29/.310	5-6/.833	12-27-39	27	12	13	2	7	66
11/16	WKU	26-54/.481	9-18/.500	13-16/.813	8-28-36	10	12	11	3	4	74
	JACKSONVILLE STATE	27-65/.415	8-22/.364	5-6/.833	11-23-34	17	11	8	2	6	67
11/19	WKU	28-62/.452	6-16/.375	7-10/.700	8-23-31	10	9	14	5	5	69
	at Belmont	36-62/.581	16-34/.471	2-4/.500	3-28-31	12	24	12	2	7	90
11/22	WKU	21-48/.438	4-15/.267	31-37/.838	10-25-35	16	12	13	4	4	77
	NORTH CAROLINA A&T	20-45/.444	5-14/.357	11-18/.611	4-21-25	28	4	18	4	6	56
11/25	WKU										
	vs. Washington										
11/26	WKU										
	vs. TCU/UNLV										
11/30	WKU										
	at Eastern Kentucky										
12/03	WKU										
	at Missouri										
12/11	WKU										
	at Indiana State										
12/14	WKU										
	at Saint Mary's										
12/17	WKU										
	at Detroit Mercy										
12/21	WKU										
	OHIO										
12/28	WKU										
	AUSTIN PEAY										
12/31	WKU										
	at Florida Atlantic										
01/02	WKU										
	at FIU										
01/05	WKU										
	CHARLOTTE										
01/07	WKU										
	OLD DOMINION										
01/12	WKU										
	at UAB										
01/14	WKU										
	at Middle Tennessee										
01/21	WKU										
	at Marshall										
01/26	WKU										
	UTEP										
01/28	WKU										
	UTSA										
02/02	WKU										
	at LA Tech										
02/04	WKU										
	at Southern Miss										
02/11	WKU										
	MARSHALL										
02/16	WKU										
	MIDDLE TENNESSEE										
02/19	WKU										
	UAB										
02/23	WKU										
	at Charlotte										
02/25	WKU										
	at Old Dominion										
03/02	WKU										
	NORTH TEXAS										
03/04	WKU										
	RICE										

2016-17 SPECIALTY STATS (LISTED: WKU-OPPONENT)

DATE	OPPONENT	IN PAINT	OFF TO	SECOND CHANCE	FAST BREAK	BENCH	LARGEST LEAD	LARGEST DEFICIT	LEAD CHANGES	TIES
11/12	ALABAMA STATE	24-30	14-21	9-18	4-11	22-16	24	None	0	0
11/16	JACKSONVILLE STATE	30-32	7-12	12-10	9-2	10-5	12	11	5	4
11/19	at Belmont	28-40	8-17	11-7	6-8	15-31	11	21	3	5
11/22	NORTH CAROLINA A&T	20-24	22-10	5-2	11-6	19-21	21	1	2	2
11/25	vs. Washington									
11/26	vs. TCU/UNLV									
11/30	at Eastern Kentucky									
12/03	at Missouri									
12/11	at Indiana State									
12/14	at Saint Mary's									
12/17	at Detroit Mercy									
12/21	OHIO									
12/28	AUSTIN PEAY									
12/31	at Florida Atlantic									
01/02	at FIU									
01/05	CHARLOTTE									
01/07	OLD DOMINION									
01/12	at UAB									
01/14	at Middle Tennessee									
01/21	at Marshall									
01/26	UTEP									
01/28	UTSA									
02/02	at LA Tech									
02/04	at Southern Miss									
02/11	MARSHALL									
02/16	MIDDLE TENNESSEE									
02/19	UAB									
02/23	at Charlotte									
02/25	at Old Dominion									
03/02	NORTH TEXAS									
03/04	RICE									

2016-17 TEAM SUPERLATIVES

WKU	HIGHS	LOWS
Points	79 (vs. Alabama State, 11/12)	69 (at Belmont, 11/19)
First-half points	42 (vs. North Carolina A&T, 11/22)	30 (vs. Jacksonville State, 11/16)
Second-half points	45 (vs. Alabama State, 11/12)	30 (at Belmont, 11/19)
Overtime points		
Winning margin	21 (vs. North Carolina A&T, 11/22)	7 (vs. Jacksonville State, 11/16)
Field goals	28 (at Belmont, 11/19)	21 (vs. North Carolina A&T, 11/22)
Field goals attempted	62 (at Belmont, 11/19)	48 (vs. North Carolina A&T, 11/22)
Field goal percentage	.481 (vs. Jacksonville State, 11/16)	.438 (vs. North Carolina A&T, 11/22)
3-point field goals	(9) 2 times	4 (vs. North Carolina A&T, 11/22)
3-point field goals attempted	(18) 2 times	15 (vs. North Carolina A&T, 11/22)
3-point field goal percentage	(.500) 2 times	.267 (vs. North Carolina A&T, 11/22)
Free throws	31 (vs. North Carolina A&T, 11/22)	7 (at Belmont, 11/19)
Free throws attempted	37 (vs. North Carolina A&T, 11/22)	10 (at Belmont, 11/19)
Free throw percentage	.838 (vs. North Carolina A&T, 11/22)	.700 (at Belmont, 11/19)
Rebounds	44 (vs. Alabama State, 11/12)	31 (at Belmont, 11/19)
Offensive rebounds	10 (vs. North Carolina A&T, 11/22)	(8) 3 times
Defensive rebounds	36 (vs. Alabama State, 11/12)	23 (at Belmont, 11/19)
Personal fouls	16 (vs. North Carolina A&T, 11/22)	10 (at Belmont, 11/19)
Assists	12 (2 times)	9 (at Belmont, 11/19)
Turnovers	18 (vs. Alabama State, 11/12)	11 (vs. Jacksonville State, 11/16)
Blocked shots	5 (at Belmont, 11/19)	3 (vs. Jacksonville State, 11/16)
Steals	5 (at Belmont, 11/19)	3 (vs. Alabama State, 11/12)

OPPONENTS	HIGHS	LOWS
Points	90 (at Belmont, 11/19)	56 (vs. North Carolina A&T, 11/22)
First-half points	42 (at Belmont, 11/19)	17 (vs. Alabama State, 11/12)
Second-half points	49 (vs. Alabama State, 11/12)	22 (vs. North Carolina A&T, 11/22)
Overtime points		
Winning margin	21 (at Belmont, 11/19)	
Field goals	36 (at Belmont, 11/19)	20 (vs. North Carolina A&T, 11/22)
Field goals attempted	74 (vs. Alabama State, 11/12)	45 (vs. North Carolina A&T, 11/22)
Field goal percentage	.581 (at Belmont, 11/19)	.351 (vs. Alabama State, 11/12)
3-point field goals	16 (at Belmont, 11/19)	8 (vs. Jacksonville State, 11/16)
3-point field goals attempted	34 (at Belmont, 11/19)	14 (vs. North Carolina A&T, 11/22)
3-point field goal percentage	.471 (at Belmont, 11/19)	.310 (vs. Alabama State, 11/12)
Free throws	11 (vs. North Carolina A&T, 11/22)	2 (at Belmont, 11/19)
Free throws attempted	18 (vs. North Carolina A&T, 11/22)	4 (at Belmont, 11/19)
Free throw percentage	(.833) 2 times	.500 (at Belmont, 11/19)
Rebounds	39 (vs. Alabama State, 11/12)	25 (vs. North Carolina A&T, 11/22)
Offensive rebounds	12 (vs. Alabama State, 11/12)	3 (at Belmont, 11/19)
Defensive rebounds	28 (at Belmont, 11/19)	21 (vs. North Carolina A&T, 11/22)
Personal fouls	28 (vs. North Carolina A&T, 11/22)	12 (at Belmont, 11/19)
Assists	24 (at Belmont, 11/19)	4 (vs. North Carolina A&T, 11/22)
Turnovers	18 (vs. North Carolina A&T, 11/22)	8 (vs. Jacksonville State, 11/16)
Blocked shots	8 (vs. Jacksonville State, 11/16)	2 (2 times)
Steals	7 (2 times)	6 (2 times)

2016-17 INDIVIDUAL SUPERLATIVES

WKU HIGHS

Points	18 (Q. Johnson, vs. N.C. A&T, 11/22)
Field goals	7 (J. Johnson at Belmont, 11/19)
Field goals attempted	14 (J. Johnson vs. Jacksonville State, 11/16)
Field goal percentage (min. 6 att.)	.636 [7-11] (J. Johnson at Belmont, 11/19)
3-point field goals	4 (Thomas vs. Jacksonville State, 11/16)
3-point field goals attempted	7 (2 instances)
3-point field goal percentage (min. 4 att.)	.750 [3-4] (J. Johnson at Belmont, 11/19)
Free throws	8 (2 instances)
Free throws attempted	8 (2 instances)
Free throw percentage (min. 6 att.)	1.000 (4 instances)
Rebounds	10 (2 instances)
Assists	7 (Lomomba vs. Jacksonville State, 11/16)
Turnovers	4 (Lomomba vs. Jacksonville State, 11/16)
Blocked shots	3 (Lawson at Belmont, 11/19)
Steals	2 (4 instances)
Minutes	37 (2 instances)

OPPONENT HIGHS

Points	26 (Evan Bradds [Belmont], 11/19)
Field goals	12 (Evan Bradds [Belmont], 11/19)
Field goals attempted	20 (Sam Hunt, [N.C. A&T], 11/22)
Field goal percentage (min. 6 att.)	.750 [6-8] (2 instances)
3-point field goals	7 (Rodney Simeon [Alabama State], 11/12)
3-point field goals attempted	11 (Rodney Simeon [Alabama State], 11/12)
3-point field goal percentage (min. 4 att.)	.833 [5-6] (Erik Durham [Jacksonville State], 11/16)
Free throws	4 (James Whitaker, [N.C. A&T], 11/22)
Free throws attempted	6 (James Whitaker, [N.C. A&T], 11/22)
Free throw percentage (min. 6 att.)	.667 (James Whitaker, [N.C. A&T], 11/22)
Rebounds	14 (Evan Bradds [Belmont], 11/19)
Assists	9 (Austin Luke [Belmont], 11/19)
Turnovers	6 (Austin Luke [Belmont], 11/19)
Blocked shots	2 (2 instances)
Steals	4 (Terrance LeFlore [Alabama State], 11/12)
Minutes	38 (2 instances)

WKU'S TOP INDIVIDUAL GAMES

Points

1. Que Johnson vs. North Carolina A&T.....	18
2. Justin Johnson vs. Jacksonville State.....	17
Justin Johnson at Belmont	17
4. Que Johnson vs. Alabama State	16
5. Pancake Thomas vs. Alabama State	15
6. Pancake Thomas vs. Jacksonville State	14
Que Johnson vs. Jacksonville State	14
Que Johnson at Belmont.....	14
9. Pancake Thomas vs. North Carolina A&T.....	13
Ben Lawson vs. North Carolina A&T	13

Rebounds

1. Justin Johnson vs. Jacksonville State.....	10
Justin Johnson vs. North Carolina A&T	10
3. Que Johnson vs. Alabama State	9
Justin Johnson at Belmont	9
5. Anton Waters vs. Alabama State.....	8
Anton Waters vs. Jacksonville State.....	8
7. Justin Johnson vs. Alabama State.....	7
Que Johnson vs. Jacksonville State	7
Ben Lawson vs. North Carolina A&T	7
10. Ben Lawson vs. Alabama State	6
Junior Lomomba vs. Alabama State.....	6
Pancake Thomas at Belmont.....	6

Assists

1. Junior Lomomba vs. Jacksonville State.....	7
2. Junior Lomomba at Belmont.....	5
3. Pancake Thomas vs. Alabama State	4
Damari Parris vs. North Carolina A&T.....	4
5. Junior Lomomba vs. Alabama State.....	3
Justin Johnson vs. North Carolina A&T	3

Blocked Shots

1. Ben Lawson at Belmont.....	3
2. 3 instances.....	2

Steals

1. Que Johnson vs. Jacksonville State	2
Que Johnson vs. Alabama State	2
Pancake Thomas at Belmont.....	2
Damari Parris vs. North Carolina A&T.....	2

Minutes Played

1. Que Johnson vs. Jacksonville State	37
Pancake Thomas at Belmont.....	37
3. Pancake Thomas vs. Jacksonville State	36
Justin Johnson vs. Jacksonville State.....	36
Pancake Thomas vs. North Carolina A&T.....	35
6. Pancake Thomas vs. Alabama State	34
Que Johnson at Belmont.....	34
8. Junior Lomomba vs. Jacksonville State.....	33
9. Que Johnson vs. North Carolina A&T.....	31
10. Que Johnson vs. Alabama State.....	30
Justin Johnson at Belmont	30
Junior Lomomba at Belmont.....	30

GAME 1

Nov. 12, 2016
WKU 79
ASU 66



Official Basketball Box Score - Game Totals - Final Statistics
Alabama State vs WKU
11/12/16 7 p.m. at Bowling Green, Ky. (E.A. Diddle Arena)



Alabama State 66 • 0-1

#	Player	Total		3-Ptr		Rebounds		PF	TP	A	TO	Bk	Stl	Min
		FG	FGA	FT	FTA	Off	Def							
14	ARMSTRONG, Tony	1	3-9	0-0	0-0	2	5	8	3	6	0	1	1	29
00	WARNOCK, Amir	c	2-5	0-0	0-0	1	4	5	2	4	0	1	0	18
01	SIMEON, Rodney	g	8-15	7-11	2-3	0	1	1	4	25	1	2	0	0
30	THOMAS, Torloft	g	2-8	0-3	0-0	0	2	2	3	4	4	2	0	0
30	LEFLORE, Terrance	g	5-14	1-6	0-0	2	0	2	2	11	4	1	0	4
02	BUTLER, Corvon	g	4-10	0-1	3-3	3	4	7	3	11	1	0	0	1
11	ROGERS, Austin	g	0-2	0-1	0-0	0	0	0	2	0	0	0	0	0
12	GEE, Reginald	g	1-3	1-3	0-0	0	1	1	1	3	0	0	0	0
20	HOLLOWAY, Glenn	g	0-0	0-0	0-0	0	0	0	0	0	0	0	0	0
25	TYSON, Mikel	g	1-2	0-0	0-0	0	1	1	2	2	1	1	0	0
31	CLEVELAND, Artis	g	0-0	0-0	0-0	2	0	2	0	1	2	1	0	0
52	ROGERS, Steve	g	0-6	0-4	0-0	0	3	3	0	0	2	0	1	19
Team														
Totals		26-74	9-29	5-6	12	27	39	27	66	12	13	2	7	200

FG % 1st Half: 7-34 20.6% 2nd half: 19-40 47.5% Game: 26-74 35.1%
3FG % 1st Half: 2-16 12.5% 2nd half: 7-13 53.8% Game: 9-29 31.0%
FT % 1st Half: 1-1 100.0 2nd half: 4-5 80.0% Game: 5-6 83.3%

WKU 79 • 1-0

#	Player	Total		3-Ptr		Rebounds		PF	TP	A	TO	Bk	Stl	Min
		FG	FGA	FT	FTA	Off	Def							
14	LAWSON, Ben	f	3-5	0-0	2-4	2	4	6	0	8	0	1	1	0
23	JOHNSON, Justin	f	3-8	0-2	3-6	0	7	7	1	9	0	3	1	1
05	LOMOMBA, Junior	g	1-5	1-1	6-6	0	5	6	0	3	0	0	0	28
12	THOMAS, Pancake	g	3-11	1-3	8-8	0	2	0	15	4	2	0	0	34
32	JOHNSON, Que	g	5-9	3-6	3-5	0	9	9	3	16	1	3	1	2
01	HOWARD, Tobias	g	2-4	2-3	0-0	1	2	3	0	6	2	1	0	0
01	PARRIS, Damari	g	0-1	0-0	2-2	1	0	1	2	0	1	0	0	12
15	MILLER, Tyler	g	0-0	0-0	0-0	0	0	0	0	0	0	0	0	1
42	WATERS, Anton	g	4-5	0-0	0-1	3	5	8	4	8	2	1	0	19
43	LEAHY, Marty	g	2-3	2-3	0-0	0	0	0	4	6	0	1	0	0
Team														
Totals		23-51	9-18	24-32	8	36	44	13	79	10	1	4	3	200

FG % 1st Half: 12-30 40.0% 2nd half: 11-21 52.4% Game: 23-51 45.1%
3FG % 1st Half: 4-10 40.0% 2nd half: 5-8 62.5% Game: 9-18 50.0%
FT % 1st Half: 6-10 60.0% 2nd half: 18-22 81.8% Game: 24-32 75.0%

Officials: Tyler Kumpf, Antonio Petty, Mike Stuart
Technical fouls: Alabama State-None, WKU-None.
Attendance: 4149

Score by periods	1st	2nd	Total
Alabama State	17	49	66
WKU	34	45	79

Last FG - ALST 2nd-00:01, WKU 2nd-00:40.
Largest lead - ALST None, WKU by 24 2nd-04:41.
ALST led for 00:00. WKU led for 39:27. Game was tied for 00:33.

Score tied - 0 times.
Lead changed - 0 times.

GAME 2

Nov. 16, 2016
WKU 74
JSU 67



Official Basketball Box Score - Game Totals - Final Statistics
Jacksonville State vs WKU
11/16/16 8 p.m. at Bowling Green, Ky. (E.A. Diddle Arena)



Jacksonville State 67 • 1-2

#	Player	Total		3-Ptr		Rebounds		PF	TP	A	TO	Bk	Stl	Min
		FG	FGA	FT	FTA	Off	Def							
31	CUNNINGHAM, Christian	f	4-5	0-0	1-2	3	5	8	3	9	2	1	1	2
12	GIGA, Norbertas	c	8-16	0-2	0-0	1	5	6	2	16	2	0	1	1
01	TUCKER, Greg	g	4-11	1-5	2-2	0	4	4	1	11	0	1	1	2
15	DURHAM, Erik	g	6-9	5-6	0-0	0	1	2	0	17	1	2	0	1
21	DRUMWRIGHT, Malcol	g	4-14	1-5	0-0	0	4	4	5	9	5	1	0	0
03	GREEN, Derrick	g	0-2	0-0	0-0	1	0	1	0	0	0	1	0	9
04	EDWARDS, Tyrin	g	0-0	0-0	0-0	0	0	0	0	0	0	1	0	0
01	JONES, Deshawn	g	0-1	0-0	0-0	0	0	0	0	0	1	0	0	0
11	CROSS, Jacara	g	0-2	0-0	2-2	1	0	1	1	2	0	0	0	0
33	STATAM, Andre	g	1-5	1-4	0-0	0	2	2	4	3	0	1	0	0
Team														
Totals		27-65	8-22	5-6	11	23	34	17	67	11	8	2	6	200

FG % 1st Half: 12-32 37.5% 2nd half: 15-33 45.5% Game: 27-65 41.5%
3FG % 1st Half: 4-10 40.0% 2nd half: 4-12 33.3% Game: 8-22 36.4%
FT % 1st Half: 2-2 100.0 2nd half: 3-4 75.0% Game: 5-6 83.3%

WKU 74 • 2-0

#	Player	Total		3-Ptr		Rebounds		PF	TP	A	TO	Bk	Stl	Min
		FG	FGA	FT	FTA	Off	Def							
14	LAWSON, Ben	f	3-7	0-0	2-3	1	4	5	1	8	0	0	2	1
23	JOHNSON, Justin	f	6-14	2-4	3-3	4	6	10	0	17	1	0	1	0
05	LOMOMBA, Junior	g	2-6	0-2	7-7	0	2	2	2	11	7	4	0	1
12	THOMAS, Pancake	g	5-10	4-7	0-0	0	0	0	2	14	2	2	0	0
32	JOHNSON, Que	g	6-11	2-4	0-0	1	7	2	4	1	2	0	2	3
01	HOWARD, Tobias	g	1-1	1-1	0-0	0	0	0	0	3	0	0	0	6
01	PARRIS, Damari	g	0-1	0-0	0-0	0	0	0	2	2	1	0	0	0
42	WATERS, Anton	g	3-4	0-0	1-3	2	6	8	2	7	0	1	0	0
43	LEAHY, Marty	g	0-0	0-0	0-0	0	0	0	0	0	0	0	0	0
Team														
Totals		26-54	9-18	13-16	8	28	36	10	74	12	11	3	4	200

FG % 1st Half: 13-32 40.6% 2nd half: 13-22 59.1% Game: 26-54 48.1%
3FG % 1st Half: 3-8 37.5% 2nd half: 6-10 60.0% Game: 9-18 50.0%
FT % 1st Half: 1-1 100.0 2nd half: 12-15 80.0% Game: 13-16 81.3%

Officials: Tom Eades, Tommy Short, Roger Ayers
Technical fouls: Jacksonville State-None, WKU-None.
Attendance: 4226

Score by periods	1st	2nd	Total
Jacksonville State	30	37	67
WKU	30	44	74

Last FG - JSU 2nd-00:09, WKU 2nd-01:28.
Largest lead - JSU by 11 1st-11:29, WKU by 12 2nd-04:40.
JSU led for 14:05. WKU led for 21:03. Game was tied for 04:52.

Score tied - 4 times.
Lead changed - 5 times.

GAME 3

Nov. 19, 2016
BEL 90
WKU 69



Official Basketball Box Score - Game Totals - Final Statistics
WKU vs Belmont
11/19/16 7:00 p.m. at Nashville, Tenn. (Curb Event Center)



WKU 69 • 2-1

#	Player	Total		3-Ptr		Rebounds		PF	TP	A	TO	Bk	Stl	Min
		FG	FGA	FT	FTA	Off	Def							
14	LAWSON, Ben	f	4-7	0-1	1-2	0	4	4	1	9	0	3	3	0
23	JOHNSON, Justin	f	7-11	3-4	0-1	1	8	9	2	17	2	2	1	0
05	LOMOMBA, Junior	g	3-9	0-2	0-1	0	0	0	2	6	5	3	0	0
12	THOMAS, Pancake	g	2-9	0-2	4-4	1	5	6	1	8	1	1	0	2
32	JOHNSON, Que	g	6-15	2-5	0-0	2	0	2	1	14	1	3	0	1
01	HOWARD, Tobias	g	0-0	0-0	0-0	1	0	1	0	0	1	0	1	0
01	PARRIS, Damari	g	3-6	0-1	0-0	0	1	1	2	6	0	1	0	0
15	MILLER, Tyler	g	0-0	0-0	0-0	0	0	0	0	0	0	0	0	0
21	STAIKOVSKI, Marko	g	0-0	0-0	0-0	0	0	0	0	0	0	0	0	1
42	WATERS, Anton	g	3-5	1-1	2-2	2	3	5	0	9	0	1	1	0
43	LEAHY, Marty	g	0-0	0-0	0-0	0	0	0	0	0	0	0	0	0
Team														
Totals		28-62	6-16	7-10	8	23	31	10	69	9	14	5	5	200

FG % 1st Half: 16-31 51.6% 2nd half: 12-31 38.7% Game: 28-62 45.2%
3FG % 1st Half: 4-8 50.0% 2nd half: 2-8 25.0% Game: 6-16 37.5%
FT % 1st Half: 3-4 75.0% 2nd half: 4-6 66.7% Game: 7-10 70.0%

Belmont 90 • 1-1

#	Player	Total		3-Ptr		Rebounds		PF	TP	A	TO	Bk	Stl	Min
		FG	FGA	FT	FTA	Off	Def							
32	EGEKEZE, Amanze	f	3-7	1-5	0-0	1	1	2	3	7	1	1	0	1
35	BRADDS, Evan	f	12-17	1-1	1-2	2	12	14	3	26	4	1	0	1
01	LUKE, Austin	g	6-8	4-6	0-0	4	4	2	16	9	6	0	2	30
03	WINDLER, Dylan	g	3-6	0-2	0-0	6	6	0	6	3	1	1	1	28
04	BARNETTE, Taylor	g	6-8	2-5	0-0	4	4	0	1	1	1	0	0	15
02	SMITH, Nick	g	6-8	0-8	0-0	0	0	0	1	18	0	0	0	15
11	MCCLAIN, Kevin	g	2-3	2-3	1-2	0	1	1	0	7	2	1	0	12
21	SAMPSON, Burton	g	0-0	0-0	0-0	0	0	0	0	0	1	0	0	8
22	BERKERT, Michael	g	1-1	1-3	0-0	0	0	0	0	0	0	0	0	1
31	LESTER, Josh	g	0-0	0-0	0-0	0	0	0	0	0	0	0	0	1
41	HADDEN, Tyler	g	1-1	1-1	0-0	0	0	0	1	3	0	0	1	2
50	ADLER-SPERGER, Seth	g	0-0	0-0	0-0	0	0	0	0	1	0	1	0	3
	Totals		36-62	16-34	2-4	3	28	31	12	90	24	2	7	200

OVERALL SEASON STATISTICS

RECORD:	OVERALL	HOME	AWAY	NEUTRAL
ALL GAMES	3-1	3-0	0-1	0-0
CONFERENCE	0-0	0-0	0-0	0-0
NON-CONFERENCE	3-1	3-0	0-1	0-0

#	Player	gp-gs	min	avg	Total		3-Point		F-Throw		Rebounds										pts	avg
					fg-fga	fg%	3fg-fga	3fg%	ft-fa	ft%	off	def	tot	avg	pf	dq	a	to	blk	stl		
01	HOWARD, Tobias	4-0	40	10.0	4-8	.500	3-5	.600	0-0	.000	2	2	4	1.0	1	0	2	2	0	1	11	2.8
03	PARRIS, Damari	4-0	53	13.3	4-13	.308	0-3	.000	2-2	1.000	2	4	6	1.5	5	0	5	6	0	2	10	2.5
05	LOMOMBA, Junior	4-4	112	28.0	6-23	.261	1-6	.167	15-16	.938	0	8	8	2.0	9	1	17	12	0	1	28	7.0
12	THOMAS, Pancake	4-4	142	35.5	14-37	.378	6-15	.400	16-17	.941	1	10	11	2.8	4	0	8	7	0	2	50	12.5
14	LAWSON, Ben	4-4	97	24.3	14-25	.560	0-1	.000	10-16	.625	6	16	22	5.5	3	0	0	4	8	1	38	9.5
15	MILLER, Tyler	3-0	4	1.3	0-0	.000	0-0	.000	0-0	.000	0	0	0	0.0	0	0	1	0	0	0	0	0.0
21	STAJKOVSKI, Marko	2-0	3	1.5	0-0	.000	0-0	.000	0-0	.000	0	1	1	0.5	0	0	0	0	0	0	0	0.0
23	JOHNSON, Justin	4-4	119	29.8	18-38	.474	5-10	.500	14-18	.778	8	28	36	9.0	6	0	6	8	5	1	55	13.8
32	JOHNSON, Que	4-4	132	33.0	22-44	.500	10-22	.455	8-11	.727	3	18	21	5.3	6	0	3	9	1	6	62	15.5
42	WATERS, Anton	4-0	66	16.5	13-20	.650	1-1	1.000	6-10	.600	8	17	25	6.3	9	0	0	4	2	1	33	8.3
43	LEAHY, Marty	4-0	32	8.0	3-7	.429	2-4	.500	4-5	.800	1	2	3	0.8	6	0	1	3	0	1	12	3.0
Team											3	6	9					1				
Total.....		4	800		98-215	.456	28-67	.418	75-95	.789	34	112	146	36.5	49	1	43	56	16	16	299	74.8
Opponents.....		4	800		109-246	.443	38-99	.384	23-34	.676	30	99	129	32.2	84	-	51	51	10	26	279	69.8

TEAM STATISTICS	WKU	OPP	Date	Opponent	Score	Att.
SCORING	299	279	11/12/16	ALABAMA STATE	w 79-66	4149
Points per game	74.8	69.8	11/16/16	JACKSONVILLE STATE	w 74-67	4226
Scoring margin	+5.0	-	11/19/16	at Belmont	L 69-90	3619
FIELD GOALS-ATT	98-215	109-246	11/22/16	NORTH CAROLINA A&T	w 77-56	3751
Field goal pct	.456	.443	* - Conference game			
3 POINT FG-ATT	28-67	38-99				
3-point FG pct	.418	.384				
3-pt FG made per game	7.0	9.5				
FREE THROWS-ATT	75-95	23-34				
Free throw pct	.789	.676				
F-Throws made per game	18.8	5.8				
REBOUNDS	146	129				
Rebounds per game	36.5	32.2				
Rebounding margin	+4.3	-				
ASSISTS	43	51				
Assists per game	10.8	12.8				
TURNOVERS	56	51				
Turnovers per game	14.0	12.8				
Turnover margin	-1.2	-				
Assist/turnover ratio	0.8	1.0				
STEALS	16	26				
Steals per game	4.0	6.5				
BLOCKS	16	10				
Blocks per game	4.0	2.5				
ATTENDANCE	12126	3619				
Home games-Avg/Game	3-4042	1-3619				
Neutral site-Avg/Game	-	0-0				

Score by Periods	1st	2nd	Totals
WKU	145	154	299
Opponents	123	156	279

WKU ATHLETIC COMMUNICATIONS / MEDIA RELATIONS

FOR IMMEDIATE RELEASE / November 25, 2016

Men's Basketball / Contact: Zach Greenwell, WKU Athletic Communications/Media Relations

HILLTOPPERS TO PLAY IN 2017 BATTLE 4 ATLANTIS

BOWLING GREEN, Ky. — One of the nation's elite tournaments is on deck for the WKU men's basketball team next season.

The Hilltoppers will be part of the eight-team field for the 2017 Battle 4 Atlantis, which was announced Friday during the championship game for this year's event.

2016 national champion Villanova, Arizona, Purdue, North Carolina State, Tennessee, SMU and Northern Iowa join WKU in the star-studded field.

The event is set for Nov. 22-24, 2017, at Atlantis Paradise Island in Paradise Islands, Bahamas.

"We're excited to play in what we think is one of the premier tournaments in the country," WKU head coach Rick Stansbury said. "This is a great field that will be challenging, but at the same time, a great opportunity for us. The Bahamas is a beautiful place that your fans will enjoy coming to, too. Lea (Miller from Complete Sports Management) has done an unbelievable job growing and building this tournament into one of the best in the country."

Villanova, Arizona and Purdue are currently ranked in The Associated Press Top 25. Villanova and Arizona are in the top 10.

The eight teams in the field have won a combined five national championships and reached a combined 16 Final Fours, as well as a combined 76 Sweet Sixteen berths.

WKU, Arizona, Villanova, Purdue and NC State are all within the top 26 in NCAA history for all-time wins. The Hilltoppers have previously played every team in the field. First-round matchups will be announced later in 2017. Each team plays three games in the tournament.

Fans interested in joining WKU in the Bahamas can find more information by visiting Battle4Atlantis.com or by calling 1-800-ATLANTIS.

BATTLE 4
ATLANTIS.
PARADISE ISLAND, BAHAMAS
NOV. 22-24 2017

ANNOUNCING BATTLE 4 ATLANTIS
2017 TEAMS



VILLANOVA



ARIZONA



PURDUE



NC STATE



TENNESSEE



SMU



WESTERN KENTUCKY



NORTHERN IOWA

VISIT **BATTLE4ATLANTIS.COM** | OR CALL **1-800 ATLANTIS**

Official Basketball Box Score -- Game Totals -- Final Statistics
 Washington vs Western Kentucky
 11/25/16 5:00 PM at Tarkanian Court, Thomas & Mack Center

Washington 86 • 4-1

##	Player		Total		3-Ptr	Rebounds			PF	TP	A	TO	Blk	Stl	Min
			FG-FGA	FG-FGA	FT-FTA	Off	Def	Tot							
04	Thybulle, Matisse	f	3-9	1-5	2-2	0	1	1	2	9	1	0	1	2	25
10	Dime, Malik	f	5-8	0-0	3-4	2	5	7	3	13	3	0	4	2	25
15	Dickerson, Noah	f	2-6	0-0	1-2	3	3	6	5	5	0	1	0	0	13
01	Crisp, David	g	3-8	3-5	0-0	1	1	2	2	9	0	2	0	1	22
20	Fultz, Markelle	g	3-14	1-3	2-4	3	5	8	3	9	10	3	3	1	31
00	Baruti, Bitumba		0-1	0-1	0-0	1	0	1	0	0	0	0	0	0	2
02	Kingma, Dan		0-1	0-1	1-2	0	0	0	0	1	1	0	0	0	4
05	Barnard, Quin		0-0	0-0	0-0	0	0	0	0	0	0	1	0	0	2
22	Green, Dominic		7-11	4-6	2-3	0	6	6	0	20	0	1	3	0	25
23	Johnson, Carlos		3-5	0-1	2-2	2	1	3	3	8	1	2	0	0	17
24	Duruissseau, Devenir		0-1	0-0	0-0	1	2	3	1	0	0	0	1	0	5
32	Bowman, Greg		0-2	0-0	1-2	2	1	3	0	1	0	0	0	1	5
33	Timmins, Sam		1-3	0-0	3-4	1	11	12	0	5	0	0	0	0	14
41	Atewe, Matthew		2-6	0-0	2-2	2	5	7	0	6	0	0	0	0	10
	Team					1	0	1							
Totals			29-75	9-22	19-27	19	41	60	19	86	16	10	12	7	200

FG % 1st Half: 14-38 36.8% 2nd half: 15-37 40.5% Game: 29-75 38.7%
 3FG % 1st Half: 3-8 37.5% 2nd half: 6-14 42.9% Game: 9-22 40.9%
 FT % 1st Half: 8-10 80.0% 2nd half: 11-17 64.7% Game: 19-27 70.4%

Deadball
Rebounds
1

Western Kentucky 47 • 3-2

##	Player		Total		3-Ptr	Rebounds			PF	TP	A	TO	Blk	Stl	Min
			FG-FGA	FG-FGA	FT-FTA	Off	Def	Tot							
14	LAWSON, Ben	f	0-0	0-0	0-2	1	3	4	4	0	0	3	5	0	15
23	JOHNSON, Justin	f	2-9	0-1	1-2	3	8	11	2	5	2	0	0	0	32
05	LOMOMBA, Junior	g	1-7	0-1	0-1	0	2	2	1	2	4	5	0	0	26
12	THOMAS, Pancake	g	4-14	1-4	1-1	2	2	4	1	10	1	1	0	1	33
32	JOHNSON, Que	g	3-12	1-5	5-7	0	5	5	4	12	0	1	0	1	30
01	HOWARD, Tobias		3-7	1-4	0-0	1	1	2	2	7	0	2	1	0	17
03	PARRIS, Damari		0-6	0-0	0-0	0	1	1	3	0	1	1	0	0	14
15	MILLER, Tyler		0-0	0-0	0-0	0	0	0	0	0	0	0	0	1	2
42	WATERS, Anton		4-10	0-0	3-6	4	6	10	3	11	0	2	1	0	22
43	LEAHY, Marty		0-2	0-1	0-0	1	1	2	2	0	0	0	0	1	9
	Team					0	5	5							
Totals			17-67	3-16	10-19	12	34	46	22	47	8	15	7	4	200

FG % 1st Half: 11-32 34.4% 2nd half: 6-35 17.1% Game: 17-67 25.4%
 3FG % 1st Half: 2-6 33.3% 2nd half: 1-10 10.0% Game: 3-16 18.8%
 FT % 1st Half: 7-12 58.3% 2nd half: 3-7 42.9% Game: 10-19 52.6%

Deadball
Rebounds
6

Officials: Randy McCall, David Hall, Dick Cartwell
 Technical fouls: Washington-None. Western Kentucky-None.
 Attendance:
 Global Sports Classic Game 3

Score by periods	1st	2nd	Total
Washington	39	47	86
Western Kentucky	31	16	47

Points	In Paint	Off T/O	2nd Chance	Fast Break	Bench
UW	34	10	17	13	41
WKU	20	4	7	2	18

Last FG - UW 2nd-03:00, WKU 2nd-00:25.
 Largest lead - UW by 41 2nd-02:04, WKU by 2 1st-16:50.
 UW led for 36:55. WKU led for 00:32. Game was tied for 02:33.

Score tied - 4 times.
 Lead changed - 4 times.

HILLTOPPER

B A S K E T B A L L

WKU Hilltoppers vs. Washington Huskies

Postgame Notes

Nov. 25, 2016

Thomas & Mack Center, Las Vegas, Nev.

FINAL SCORE: Washington 86, WKU 47

RECORDS AND NOTABLES

- WKU falls to 3-2, while Washington improves to 4-1. The Hilltoppers are 0-2 on the road.
 - Washington now leads the all-time series between the programs, 1-0.
- **UP NEXT:** The Hilltoppers continue play in Las Vegas against either TCU or UNLV on Saturday night in the consolation game of the Global Sports Classic in Las Vegas. The game will stream live online on Campus Insiders, and the time is yet to be determined.

TEAM NOTES

- WKU used the starting lineup of Junior Lomomba, Pancake Thomas, Que Johnson, Justin Johnson and Ben Lawson for the fifth straight game to open the season.
- **KEY FIRST HALF RUN:** With the game tied at 9-9, Washington went on a 10-2 run to pull in front with some separation at 19-11 at the 12:14 mark of the first half.
 - The Huskies also had an 8-0 run and a 7-0 run in the first half and led by as much as 13.
- **KEY SECOND HALF RUN:** After Que Johnson's bucket cut Washington's lead to 46-39 with 16:17 remaining, the Huskies used a 38-5 run to pull away for good.
 - WKU scored six points in the last 14-plus minutes and had one field goal in the last nearly eight minutes.
- The Hilltoppers held Washington standout freshman guard Markelle Fultz, who came in averaging 25.5 points per game, to nine points on 3-for-14 shooting. Fultz added 10 assists and 8 rebounds.
- WKU came into the game ranked 26th in the nation in free-throw percentage at 76.9 percent but made just 10 of 19 attempts (52.6 percent) against Washington.
- The Hilltoppers registered season lows of 25.5 percent shooting from the field, 18.8 percent from 3-point range and 52.6 percent.
- WKU has made a 3-pointer in 910 straight games dating back to March 15, 1987.

INDIVIDUAL NOTES

JUSTIN JOHNSON

- The junior Johnson grabbed a season-high 11 rebounds.

ANTON WATERS

- The senior Waters finished with a season-high 11 points and a career-high 10 rebounds.
 - This is the third time this season Waters has matched or set a new career high on the boards.

QUE JOHNSON

- The senior Johnson paced WKU with 12 points and added five rebounds.

BEN LAWSON

- The senior Lawson blocked a season-high five shots, one off his career high.

WKU ATHLETIC COMMUNICATIONS / MEDIA RELATIONS

FOR IMMEDIATE RELEASE / November 26, 2016

Men's Basketball / Contact: Zach Greenwell, WKU Athletic Communications/Media Relations

WKU game notes are attached.

HILLTOPPERS TO FACE TOURNEY HOST UNLV IN LAS VEGAS

LAS VEGAS — WKU Hilltopper Basketball continues a stretch of seven straight games away from home with a matchup against host UNLV at 7 p.m. CT Saturday in the Global Sports Classic at the Thomas & Mack Center in Las Vegas.

The Hilltoppers (3-2) are coming off an 86-47 loss to Washington in their first game in Las Vegas. WKU trailed by seven with four minutes gone in the second half but ultimately shot 25.4 percent from the field, including 17.1 percent in the second half.

UNLV (3-2) lost to TCU, 63-59, in its first game of the Global Sports Classic on Friday. WKU has previously played the Runnin' Rebels just once before, a 96-95 double-overtime loss in the Coca-Cola NIT on Nov. 29, 1986. WKU head coach Rick Stansbury has never faced UNLV.

GAME 6

WKU (3-2) vs. UNLV (3-2)

November 26, 2016 | 7 p.m. (CT)

Las Vegas, Nev. | Thomas & Mack Center (19,522)

BROADCAST

Listen: [Hilltopper IMG Sports Network](#) (WKLX 100.7 FM flagship), [TuneIn Radio](#) (free) (Jeff Younglove, pxp | Hal Schmitt, analysis)

Watch: [Campus Insiders \(free online stream\)](#)

Live Stats: [Gametracker](#)

QUICK SHOTS

- Starting this week, WKU will not play at home for almost a full calendar month. The Hilltoppers play seven straight games on the road or at neutral sites before returning to host Ohio on Dec. 21.
- WKU will travel more than 10,000 miles and play in six different states and three time zones on the road swing.
- This is the most consecutive games away from home for the Hilltoppers since 2007-08, when they played eight in a row away from the end of the regular season to the NCAA Tournament Sweet 16.
- This is the most consecutive regular season games away from home since playing seven straight away from Diddle Arena in the 2002-03 season.
- WKU will go 29 days between home games, the most since going 42 days between home contests from Dec. 11, 1999, to Jan. 22, 2000.
- The Hilltoppers have started guards Junior Lomomba, Pancake Thomas and Que Johnson alongside forwards Justin Johnson and Ben Lawson in each of their first five games.
- WKU has made at least one 3-pointer in 911 consecutive games, dating back to March 15, 1987. The 3-point shot was instituted prior to the 1986-87 season.
- Junior Justin Johnson has made 5 of 11 shots from 3-point range this year after netting just one 3-pointer over his first two seasons.
- Graduate senior Pancake Thomas and graduate senior Junior Lomomba are a combined 32 of 35 from the free-throw line. WKU's guards are a combined 51 of 60 (.850) from the charity stripe.
- WKU has made more free throws (85) than its opponents have attempted (61). The Hilltoppers' 31 makes vs. North Carolina A&T were their most since netting 33 vs. Ball State on Feb. 22, 2003.
- Pancake Thomas played in his 100th career game at Belmont. Junior Lomomba (96) and graduate senior Que Johnson (98) are also nearing the 100-game milestone.
- Justin Johnson needs 284 points this season to become the 49th player in Hilltopper Basketball history to score 1,000 career points.

- Graduate senior Que Johnson needs 91 points to reach 1,000 for his career across his time at Washington State and WKU. Pancake Thomas needs 203 points to reach 1,000 for his career across his time at New Mexico, Hartford and WKU.
- Senior Ben Lawson ranks fifth in WKU history with 141 career blocked shots. His 66 blocks in 2015-16 were the seventh-most in a season in Hilltopper history.
- Head coach Rick Stansbury needs four more wins to reach 300 victories for his career.

HILLTOPPER

B A S K E T B A L L

WKU Hilltoppers at UNLV Runnin' Rebels

Postgame Notes

Nov. 26, 2016

Thomas & Mack Center, Las Vegas, Nev.

FINAL SCORE: UNLV 71, WKU 61

RECORDS AND NOTABLES

- WKU falls to 3-3, while UNLV improves to 4-2. The Hilltoppers fall to 0-3 away from E.A. Diddle Arena.
 - UNLV now leads the all-time series between the programs, 2-0.
- **UP NEXT:** The Hilltoppers stay on the road to visit Eastern Kentucky at 7 p.m. (CT) Wednesday in Richmond, Ky. The game will be televised nationally on Fox College Sports, regionally on WKU PBS and in Louisville on WBNA via the Hilltopper Sports Satellite Network.

TEAM NOTES

- WKU used the starting lineup of Junior Lomomba, Pancake Thomas, Que Johnson, Justin Johnson and Ben Lawson for the sixth straight game to open the season.
- **KEY FIRST HALF RUN:** After falling behind by 10 at 21-11, WKU went on a 13-2 run to pull in front for the first time at 24-23 with 3:41 remaining in the half. Que Johnson had 11 points during the run, including three 3-pointers.
 - UNLV started the game with a 10-0 run and later extended its early lead with an 8-0 burst.
- **KEY SECOND HALF RUN:** Pancake Thomas' 3 gave WKU a 52-49 lead with 7:39 left, but UNLV used an 11-2 surge to get back in front for good. That run ended with one of Tyrell Green's five 3-pointers.
 - The Hilltoppers reclaimed the lead in the second half with an 11-0 run, capped by a 3 from freshman Tobias Howard to make it 49-46 with eight-plus minutes left.
- UNLV made 13 of 29 shots from long range in the game. Tyrell Green and Jalen Poyser combined to make 11 of 17 shots from deep.
- WKU recorded a positive assist-to-turnover ratio with 13 assists and 11 turnovers. Five Hilltoppers tallied multiple assists.
- WKU has made a 3-pointer in 912 straight games dating back to March 15, 1987.

INDIVIDUAL NOTES

QUE JOHNSON

- The senior Johnson led four Hilltoppers in double figures with 16 points, seven rebounds, three assists, two steals and a block. He's scored in double figures in every game this season.

JUSTIN JOHNSON

- The junior Johnson notched his 13th career double-double and third of the season with 10 points, 10 rebounds and three assists.

ANTON WATERS

- The senior Waters reached double figures for the second straight game with 10 points and four rebounds.

ANTON WATERS

- The senior Thomas scored 13 points and has reached double figures in five of six games this year.



Official Basketball Box Score -- Game Totals -- Final Statistics

WKU vs UNLV

11/26/16 5:00 PM at Tarkanian Court, Thomas & Mack Center



WKU 61 • 3-3

##	Player		Total	3-Ptr	FT-FTA	Rebounds			PF	TP	A	TO	Blk	Stl	Min
			FG-FGA	FG-FGA		Off	Def	Tot							
14	LAWSON, Ben	f	1-3	0-0	0-0	0	2	2	2	2	0	0	1	0	10
23	JOHNSON, Justin	f	3-8	0-0	4-6	3	7	10	4	10	3	2	1	0	34
05	LOMOMBA, Junior	g	2-6	0-3	1-2	0	2	2	3	5	3	3	1	1	33
12	THOMAS, Pancake	g	5-12	3-6	0-0	1	2	3	1	13	2	1	0	1	38
32	JOHNSON, Que	g	5-14	3-10	3-4	1	6	7	2	16	3	2	1	2	39
01	HOWARD, Tobias		1-3	1-2	0-0	0	0	0	0	3	2	0	0	1	11
42	WATERS, Anton		5-9	0-0	0-0	3	1	4	3	10	0	2	0	0	24
43	LEAHY, Marty		0-0	0-0	2-2	0	3	3	0	2	0	1	0	0	11
	Team					0	2	2							
	Totals		22-55	7-21	10-14	8	25	33	15	61	13	11	4	5	200

FG % 1st Half: 11-26 42.3% 2nd half: 11-29 37.9% Game: 22-55 40.0%
 3FG % 1st Half: 3-8 37.5% 2nd half: 4-13 30.8% Game: 7-21 33.3%
 FT % 1st Half: 5-7 71.4% 2nd half: 5-7 71.4% Game: 10-14 71.4%

Deadball
Rebounds
0

UNLV 71 • 4-2

##	Player		Total	3-Ptr	FT-FTA	Rebounds			PF	TP	A	TO	Blk	Stl	Min
			FG-FGA	FG-FGA		Off	Def	Tot							
03	GREEN, Tyrell	f	8-12	5-6	2-2	1	6	7	2	23	4	2	0	0	28
15	MORGAN, Dwayne	f	3-10	0-0	2-4	2	4	6	4	8	0	3	0	1	21
01	CLYBURN, Kris	g	2-5	0-2	2-2	1	10	11	1	6	2	1	0	0	31
02	OFOEGBU, Uche	g	1-6	1-5	0-0	1	2	3	1	3	1	1	0	2	29
05	POYSER, Jalen	g	6-13	6-11	4-4	0	2	2	0	22	9	1	0	1	38
12	SLJIVANCANIN, Djordj		0-1	0-1	0-0	0	0	0	0	0	0	0	0	0	8
13	COUPET JR, Ben		0-1	0-1	0-0	0	0	0	2	0	0	0	0	0	6
30	MOORING, Jovan		2-4	1-2	0-0	0	1	1	0	5	2	1	0	1	26
31	BAXTER JR, Troy		2-5	0-1	0-0	2	1	3	3	4	0	1	1	0	13
Team						2	3	5			1				
Totals			24-57	13-29	10-12	9	29	38	13	71	18	11	1	5	200

FG % 1st Half: 11-32 34.4% 2nd half: 13-25 52.0% Game: 24-57 42.1%
 3FG % 1st Half: 6-16 37.5% 2nd half: 7-13 53.8% Game: 13-29 44.8%
 FT % 1st Half: 0-0 0.0% 2nd half: 10-12 83.3% Game: 10-12 83.3%

Deadball
Rebounds
1

Officials: Dick Cartmell, Randy McCall, Gerry Pollard

Technical fouls: WKU-None. UNLV-None.

Attendance:

Global Sports Classic Game 7 - Consolation Game

Score by periods	1st	2nd	Total
WKU	30	31	61
UNLV	28	43	71

	In	Off	2nd	Fast	
Points	Paint	T/O	Chance	Break	Bench
WKU	22	7	7	7	15
UNLV	16	14	9	2	9

Last FG - WKU 2nd-00:09, UNLV 2nd-01:25.

Largest lead - WKU by 3 1st-02:55, UNLV by 13 2nd-00:23.

WKU led for 06:41. UNLV led for 29:42. Game was tied for 03:37.

Score tied - 6 times.

Lead changed - 8 times.



WKU vs UNLV
11/26/16 5:00 PM at Tarkanian Court, Thomas & Mack Center
1st PERIOD Play-by-Play (Page 1)



HOME TEAM: UNLV	Time	Score	Margin	VISITORS: WKU
GOOD! 3 PTR by GREEN, Tyrell	19:25	3-0	H 3	
ASSIST by POYSER, Jalen	19:25			
FOUL by MORGAN, Dwayne (P1T1)	18:39			
REBOUND (DEF) by POYSER, Jalen	18:39			MISSED 3 PTR by LOMOMBA, Junior
MISSED LAYUP by MORGAN, Dwayne	18:31			BLOCK by LAWSON, Ben
	18:26			REBOUND (DEF) by JOHNSON, Que
REBOUND (DEF) by (TEAM)	18:19			MISSED 3 PTR by JOHNSON, Que
	18:17			FOUL by LAWSON, Ben (P1T1)
TURNOVR by OFOEGBU, Uche	18:14			
SUB IN : MOORING, Jovan	18:14			
SUB OUT: OFOEGBU, Uche	18:14			
	17:49			MISSED JUMPER by THOMAS, Pancake
	17:49			REBOUND (OFF) by THOMAS, Pancake
REBOUND (DEF) by GREEN, Tyrell	17:38			MISSED JUMPER by JOHNSON, Que
	17:33			FOUL by LAWSON, Ben (P2T2)
	17:33			SUB IN : WATERS, Anton
	17:33			SUB OUT: LAWSON, Ben
GOOD! 3 PTR by GREEN, Tyrell	17:22	6-0	H 6	
ASSIST by POYSER, Jalen	17:22			
REBOUND (DEF) by CLYBURN, Kris	17:03			MISSED JUMPER by WATERS, Anton
MISSED JUMPER by MORGAN, Dwayne	16:53			REBOUND (DEF) by JOHNSON, Que
REBOUND (DEF) by CLYBURN, Kris	16:44			MISSED 3 PTR by LOMOMBA, Junior
MISSED 3 PTR by POYSER, Jalen	16:36			
REBOUND (OFF) by MORGAN, Dwayne	16:36			
GOOD! LAYUP by MORGAN, Dwayne [PNT]	16:29	8-0	H 8	
SUB IN : BAXTER JR, Troy	16:24			
SUB OUT: MORGAN, Dwayne	16:24			
	15:58			TURNOVR by LOMOMBA, Junior
STEAL by MOORING, Jovan	15:56			
TURNOVR by MOORING, Jovan	15:54			
	15:53			STEAL by LOMOMBA, Junior
REBOUND (DEF) by CLYBURN, Kris	15:51			MISSED LAYUP by JOHNSON, Que
GOOD! LAYUP by GREEN, Tyrell [FB/PNT]	15:45	10-0	H 10	
ASSIST by POYSER, Jalen	15:45			
	15:45			TIMEOUT 30sec
SUB IN : SLJIVANCANIN, Djordj	15:45			
SUB OUT: GREEN, Tyrell	15:45			
	15:18	10-2	H 8	GOOD! JUMPER by WATERS, Anton [PNT]
MISSED 3 PTR by CLYBURN, Kris	15:01			
REBOUND (OFF) by CLYBURN, Kris	15:01			
MISSED JUMPER by BAXTER JR, Troy	14:52			REBOUND (DEF) by JOHNSON, Justin
	14:36	10-4	H 6	GOOD! LAYUP by JOHNSON, Justin [PNT]
	14:36			ASSIST by THOMAS, Pancake
FOUL by BAXTER JR, Troy (P1T2)	14:36			MISSED FT SHOT by JOHNSON, Justin
REBOUND (DEF) by CLYBURN, Kris	14:36			
SUB IN : MORGAN, Dwayne	14:36			SUB IN : HOWARD, Tobias
SUB OUT: SLJIVANCANIN, Djordj	14:36			SUB OUT: LOMOMBA, Junior
MISSED JUMPER by MORGAN, Dwayne	14:15			REBOUND (DEF) by JOHNSON, Que
REBOUND (DEF) by MORGAN, Dwayne	14:04			MISSED 3 PTR by HOWARD, Tobias
MISSED JUMPER by MORGAN, Dwayne	13:51			
REBOUND (OFF) by BAXTER JR, Troy	13:51			
TURNOVR by BAXTER JR, Troy	13:50			
FOUL by BAXTER JR, Troy (P2T3)	13:50			
SUB IN : COUPET JR, Ben	13:50			
SUB OUT: BAXTER JR, Troy	13:50			
	13:29	10-6	H 4	GOOD! JUMPER by WATERS, Anton
	13:29			ASSIST by THOMAS, Pancake
MISSED JUMPER by POYSER, Jalen	12:52			REBOUND (DEF) by THOMAS, Pancake
SUB IN : GREEN, Tyrell	12:43			SUB IN : LEAHY, Marty
SUB OUT: POYSER, Jalen	12:43			SUB OUT: JOHNSON, Justin
	12:40	10-8	H 2	GOOD! JUMPER by THOMAS, Pancake



WKU vs UNLV



11/26/16 5:00 PM at Tarkanian Court, Thomas & Mack Center

1st PERIOD Play-by-Play (Page 2)

HOME TEAM: UNLV	Time	Score	Margin	VISITORS: WKU
	12:40			ASSIST by HOWARD, Tobias
MISSED 3 PTR by COUPET JR, Ben	12:24			REBOUND (DEF) by JOHNSON, Que
REBOUND (DEF) by MORGAN, Dwayne	11:53			MISSED 3 PTR by THOMAS, Pancake
TIMEOUT MEDIA	11:40			
SUB IN : OFOEGBU, Uche	11:40			SUB IN : LOMOMBA, Junior
SUB OUT: CLYBURN, Kris	11:40			SUB OUT: JOHNSON, Que
MISSED JUMPER by GREEN, Tyrell	11:27			REBOUND (DEF) by LEAHY, Marty
REBOUND (DEF) by MOORING, Jovan	11:07			MISSED JUMPER by LOMOMBA, Junior
MISSED 3 PTR by OFOEGBU, Uche	10:38			REBOUND (DEF) by LEAHY, Marty
	10:35			TURNOVR by LEAHY, Marty
SUB IN : POYSER, Jalen	10:35			SUB IN : JOHNSON, Que
SUB OUT: COUPET JR, Ben	10:35			SUB OUT: THOMAS, Pancake
MISSED 3 PTR by OFOEGBU, Uche	10:16			
REBOUND (OFF) by OFOEGBU, Uche	10:16			
MISSED LAYUP by OFOEGBU, Uche	10:13			
REBOUND (OFF) by GREEN, Tyrell	10:13			
GOOD! LAYUP by GREEN, Tyrell [PNT]	10:09	12-8	H 4	
REBOUND (DEF) by GREEN, Tyrell	09:39			MISSED LAYUP by WATERS, Anton
GOOD! 3 PTR by POYSER, Jalen	09:27	15-8	H 7	
ASSIST by GREEN, Tyrell	09:27			
	09:09			TURNOVR by LOMOMBA, Junior
SUB IN : CLYBURN, Kris	09:09			SUB IN : JOHNSON, Justin
SUB OUT: MOORING, Jovan	09:09			SUB OUT: LEAHY, Marty
TURNOVR by MORGAN, Dwayne	09:02			
FOUL by MORGAN, Dwayne (P2T4)	09:02			
SUB IN : SLJIVANCANIN, Djordj	09:02			SUB IN : LEAHY, Marty
SUB OUT: MORGAN, Dwayne	09:02			SUB IN : THOMAS, Pancake
	09:02			SUB OUT: HOWARD, Tobias
	09:02			SUB OUT: WATERS, Anton
REBOUND (DEF) by CLYBURN, Kris	08:50			MISSED JUMPER by THOMAS, Pancake
TURNOVR by CLYBURN, Kris	08:44			
	08:43			STEAL by THOMAS, Pancake
REBOUND (DEF) by GREEN, Tyrell	08:26			MISSED LAYUP by JOHNSON, Justin
TURNOVR by GREEN, Tyrell	08:14			
FOUL by GREEN, Tyrell (P1T5)	08:14			
REBOUND (DEF) by CLYBURN, Kris	07:58			MISSED LAYUP by THOMAS, Pancake
GOOD! 3 PTR by POYSER, Jalen	07:47	18-8	H 10	
ASSIST by GREEN, Tyrell	07:47			
FOUL by GREEN, Tyrell (P2T6)	07:14			
	07:14			TIMEOUT MEDIA
	07:14	18-9	H 9	GOOD! FT SHOT by JOHNSON, Que
REBOUND (DEF) by BAXTER JR, Troy	07:14			MISSED FT SHOT by JOHNSON, Que
SUB IN : BAXTER JR, Troy	07:14			
SUB OUT: GREEN, Tyrell	07:14			
MISSED 3 PTR by OFOEGBU, Uche	06:46			REBOUND (DEF) by JOHNSON, Justin
	06:34	18-11	H 7	GOOD! JUMPER by JOHNSON, Que
GOOD! 3 PTR by POYSER, Jalen	06:17	21-11	H 10	
	05:50	21-14	H 7	GOOD! 3 PTR by JOHNSON, Que
MISSED 3 PTR by SLJIVANCANIN, Djordj	05:28			REBOUND (DEF) by LEAHY, Marty
FOUL by CLYBURN, Kris (P1T7)	05:26	21-15	H 6	GOOD! FT SHOT by LEAHY, Marty
	05:26	21-16	H 5	GOOD! FT SHOT by LEAHY, Marty
GOOD! JUMPER by CLYBURN, Kris	05:06	23-16	H 7	
ASSIST by POYSER, Jalen	05:06			
	04:35	23-19	H 4	GOOD! 3 PTR by JOHNSON, Que
TURNOVR by POYSER, Jalen	04:23			
	04:22			STEAL by JOHNSON, Que
	04:20	23-21	H 2	GOOD! LAYUP by LOMOMBA, Junior [FB/PNT]
	04:20			ASSIST by JOHNSON, Que
MISSED 3 PTR by POYSER, Jalen	03:53			REBOUND (DEF) by JOHNSON, Justin
	03:43	23-24	V 1	GOOD! 3 PTR by JOHNSON, Que
	03:43			ASSIST by LOMOMBA, Junior



WKU vs UNLV
11/26/16 5:00 PM at Tarkanian Court, Thomas & Mack Center
1st PERIOD Play-by-Play (Page 3)



HOME TEAM: UNLV	Time	Score	Margin	VISITORS: WKU
MISSED LAYUP by BAXTER JR, Troy	03:21			BLOCK by JOHNSON, Que
REBOUND (OFF) by (TEAM)	03:21			
TIMEOUT MEDIA	03:21			
SUB IN : MOORING, Jovan	03:21			SUB IN : WATERS, Anton
SUB IN : MORGAN, Dwayne	03:21			SUB OUT: LEAHY, Marty
SUB IN : GREEN, Tyrell	03:21			
SUB OUT: SLJIVANCANIN, Djordj	03:21			
SUB OUT: OFOGBU, Uche	03:21			
SUB OUT: BAXTER JR, Troy	03:21			
MISSED 3 PTR by MOORING, Jovan	03:15			REBOUND (DEF) by JOHNSON, Justin
FOUL by MORGAN, Dwayne (P3T8)	02:55	23-25	V 2	GOOD! FT SHOT by JOHNSON, Justin
	02:55	23-26	V 3	GOOD! FT SHOT by JOHNSON, Justin
SUB IN : BAXTER JR, Troy	02:55			
SUB OUT: MORGAN, Dwayne	02:55			
MISSED 3 PTR by POYSER, Jalen	02:27			REBOUND (DEF) by JOHNSON, Que
	02:17			TURNOVR by JOHNSON, Que
	02:17			FOUL by JOHNSON, Que (P1T3)
GOOD! 3 PTR by GREEN, Tyrell	02:02	26-26	T 1	
ASSIST by CLYBURN, Kris	02:02			
	01:47	26-28	V 2	GOOD! LAYUP by WATERS, Anton [PNT]
	01:47			ASSIST by JOHNSON, Justin
GOOD! JUMPER by BAXTER JR, Troy	01:31	28-28	T 2	
ASSIST by MOORING, Jovan	01:31			
STEAL by POYSER, Jalen	01:08			TURNOVR by LOMOMBA, Junior
	01:08			FOUL by LOMOMBA, Junior (P1T4)
SUB IN : SLJIVANCANIN, Djordj	01:08			
SUB OUT: BAXTER JR, Troy	01:08			
MISSED LAYUP by CLYBURN, Kris	00:50			BLOCK by JOHNSON, Justin
	00:48			REBOUND (DEF) by LOMOMBA, Junior
	00:45			MISSED LAYUP by THOMAS, Pancake
	00:45			REBOUND (OFF) by JOHNSON, Que
	00:43	28-30	V 2	GOOD! TIP-IN by JOHNSON, Que [PNT]
	00:13			FOUL by LOMOMBA, Junior (P2T5)
MISSED JUMPER by MOORING, Jovan	00:02			REBOUND (DEF) by JOHNSON, Justin

WKU 30, UNLV 28

1st period-only	In Paint	Off T/O	2nd Chance	Fast Break	Bench	
WKU	10	4	2	2	8	Score tied - 2 times.
UNLV	6	5	4	2	2	Lead changed - 1 time.



WKU vs UNLV



11/26/16 5:00 PM at Tarkanian Court, Thomas & Mack Center

2nd PERIOD Play-by-Play (Page 1)

HOME TEAM: UNLV	Time	Score	Margin	VISITORS: WKU
	19:48			TURNOVR by JOHNSON, Justin
	19:48			FOUL by JOHNSON, Justin (P1T1)
MISSED JUMPER by GREEN, Tyrell	19:34			REBOUND (DEF) by LAWSON, Ben
REBOUND (DEF) by OFOEGBU, Uche	19:14			MISSED JUMPER by JOHNSON, Justin
TURNOVR by MORGAN, Dwayne	18:57			
FOUL by MORGAN, Dwayne (P4T1)	18:57			
REBOUND (DEF) by MORGAN, Dwayne	18:26			MISSED JUMPER by JOHNSON, Justin
MISSED JUMPER by MORGAN, Dwayne	18:11			REBOUND (DEF) by LOMOMBA, Junior
REBOUND (DEF) by GREEN, Tyrell	18:03			MISSED 3 PTR by THOMAS, Pancake
MISSED LAYUP by MORGAN, Dwayne	17:48			BLOCK by LOMOMBA, Junior
REBOUND (OFF) by (TEAM)	17:48			
SUB IN : BAXTER JR, Troy	17:48			
SUB OUT: MORGAN, Dwayne	17:48			
SUB OUT: CLYBURN, Kris	17:48			
GOOD! 3 PTR by POYSER, Jalen	17:35	31-30	H 1	
ASSIST by GREEN, Tyrell	17:35			
SUB IN : CLYBURN, Kris	17:35			
	17:13			MISSED 3 PTR by JOHNSON, Que
	17:13			REBOUND (OFF) by JOHNSON, Justin
	17:06	31-32	V 1	GOOD! DUNK by LAWSON, Ben [PNT]
	17:06			ASSIST by JOHNSON, Justin
GOOD! JUMPER by GREEN, Tyrell [PNT]	16:51	33-32	H 1	
ASSIST by POYSER, Jalen	16:51			
BLOCK by BAXTER JR, Troy	16:27			MISSED LAYUP by LAWSON, Ben
REBOUND (DEF) by GREEN, Tyrell	16:26			
MISSED LAYUP by POYSER, Jalen	16:16			
REBOUND (OFF) by BAXTER JR, Troy	16:16			
GOOD! TIP-IN by BAXTER JR, Troy [PNT]	16:14	35-32	H 3	
	15:51			MISSED 3 PTR by JOHNSON, Que
REBOUND (DEF) by OFOEGBU, Uche	15:44			
	15:44			FOUL by JOHNSON, Justin (P2T2)
TIMEOUT MEDIA	15:44			
MISSED 3 PTR by GREEN, Tyrell	15:27			
	15:11	35-34	H 1	REBOUND (DEF) by LAWSON, Ben
MISSED 3 PTR by POYSER, Jalen	14:47			GOOD! JUMPER by JOHNSON, Justin [PNT]
FOUL by BAXTER JR, Troy (P3T2)	14:13	35-35	T 3	REBOUND (DEF) by (TEAM)
REBOUND (DEF) by CLYBURN, Kris	14:13			GOOD! FT SHOT by LOMOMBA, Junior
SUB IN : MOORING, Jovan	14:13			MISSED FT SHOT by LOMOMBA, Junior
SUB IN : COUPET JR, Ben	14:13			
SUB OUT: BAXTER JR, Troy	14:13			
SUB OUT: GREEN, Tyrell	14:13			
GOOD! JUMPER by CLYBURN, Kris	13:56	37-35	H 2	
ASSIST by POYSER, Jalen	13:56			
	13:35	37-38	V 1	GOOD! 3 PTR by THOMAS, Pancake
	13:35			ASSIST by JOHNSON, Justin
GOOD! 3 PTR by OFOEGBU, Uche	13:14	40-38	H 2	
ASSIST by CLYBURN, Kris	13:14			
REBOUND (DEF) by CLYBURN, Kris	12:53			MISSED 3 PTR by THOMAS, Pancake
GOOD! 3 PTR by POYSER, Jalen	12:37	43-38	H 5	
ASSIST by MOORING, Jovan	12:37			
REBOUND (DEF) by CLYBURN, Kris	12:10			MISSED LAYUP by LAWSON, Ben
GOOD! 3 PTR by MOORING, Jovan	11:59	46-38	H 8	
ASSIST by OFOEGBU, Uche	11:59			
	11:56			TIMEOUT 30sec
	11:56			SUB IN : HOWARD, Tobias
	11:56			SUB OUT: LOMOMBA, Junior
FOUL by COUPET JR, Ben (P1T3)	11:32			
	11:32			TIMEOUT media
	11:32	46-39	H 7	GOOD! FT SHOT by JOHNSON, Justin
	11:32			MISSED FT SHOT by JOHNSON, Justin



WKU vs UNLV



11/26/16 5:00 PM at Tarkanian Court, Thomas & Mack Center

2nd PERIOD Play-by-Play (Page 2)

HOME TEAM: UNLV	Time	Score	Margin	VISITORS: WKU
REBOUND (DEF) by POYSER, Jalen	11:32			
MISSED 3 PTR by CLYBURN, Kris	11:10			REBOUND (DEF) by JOHNSON, Justin
FOUL by COUPET JR, Ben (P2T4)	10:59	46-40	H 6	GOOD! FT SHOT by JOHNSON, Que
	10:59	46-41	H 5	GOOD! FT SHOT by JOHNSON, Que
SUB IN : BAXTER JR, Troy	10:59			
SUB OUT: COUPET JR, Ben	10:59			
MISSED 3 PTR by BAXTER JR, Troy	10:41			REBOUND (DEF) by THOMAS, Pancake
	10:20	46-43	H 3	GOOD! JUMPER by THOMAS, Pancake
MISSED 3 PTR by POYSER, Jalen	09:50			REBOUND (DEF) by WATERS, Anton
	09:29			MISSED LAYUP by JOHNSON, Justin
	09:29			REBOUND (OFF) by WATERS, Anton
	09:24			MISSED 3 PTR by JOHNSON, Que
	09:24			REBOUND (OFF) by JOHNSON, Justin
	09:20	46-45	H 1	GOOD! LAYUP by JOHNSON, Justin [PNT]
FOUL by OFOEGBU, Uche (P1T5)	09:20	46-46	T 4	GOOD! FT SHOT by JOHNSON, Justin
SUB IN : MORGAN, Dwayne	09:20			SUB IN : LEAHY, Marty
SUB IN : GREEN, Tyrell	09:20			SUB OUT: JOHNSON, Justin
SUB OUT: BAXTER JR, Troy	09:20			
SUB OUT: CLYBURN, Kris	09:20			
TURNOVR by MORGAN, Dwayne	08:49			
	08:47			STEAL by JOHNSON, Que
	08:45	46-49	V 3	GOOD! 3 PTR by HOWARD, Tobias [FB]
	08:45			ASSIST by JOHNSON, Que
TURNOVR by GREEN, Tyrell	08:22			
	08:21			STEAL by HOWARD, Tobias
REBOUND (DEF) by (TEAM)	08:20			MISSED LAYUP by HOWARD, Tobias
GOOD! LAYUP by MORGAN, Dwayne [PNT]	08:10	48-49	V 1	
GOOD! FT SHOT by MORGAN, Dwayne	08:07	49-49	T 5	FOUL by WATERS, Anton (P1T3)
	07:41	49-52	V 3	GOOD! 3 PTR by THOMAS, Pancake
	07:41			ASSIST by HOWARD, Tobias
GOOD! 3 PTR by POYSER, Jalen	07:19	52-52	T 6	
ASSIST by GREEN, Tyrell	07:19			
REBOUND (DEF) by (TEAM)	06:56			MISSED 3 PTR by JOHNSON, Que
TIMEOUT MEDIA	06:55			
	06:55			SUB IN : LOMOMBA, Junior
	06:55			SUB IN : JOHNSON, Justin
	06:55			SUB OUT: LEAHY, Marty
	06:55			SUB OUT: HOWARD, Tobias
MISSED FT SHOT by MORGAN, Dwayne	06:38			FOUL by WATERS, Anton (P2T4)
REBOUND (OFF) by (DEADBALL)	06:38			
GOOD! FT SHOT by MORGAN, Dwayne	06:38	53-52	H 1	
	06:15			TURNOVR by JOHNSON, Justin
STEAL by OFOEGBU, Uche	06:14			
GOOD! LAYUP by MOORING, Jovan [PNT]	06:06	55-52	H 3	
	05:33			MISSED LAYUP by WATERS, Anton
	05:33			REBOUND (OFF) by WATERS, Anton
	05:27			TURNOVR by WATERS, Anton
GOOD! 3 PTR by GREEN, Tyrell	05:12	58-52	H 6	
ASSIST by POYSER, Jalen	05:12			
	04:48	58-54	H 4	GOOD! LAYUP by WATERS, Anton [PNT]
	04:48			ASSIST by LOMOMBA, Junior
MISSED JUMPER by MORGAN, Dwayne	04:29			REBOUND (DEF) by (TEAM)
	04:12			TURNOVR by JOHNSON, Que
STEAL by MORGAN, Dwayne	04:11			
	04:01			FOUL by LOMOMBA, Junior (P3T5)
GOOD! LAYUP by MORGAN, Dwayne [PNT]	03:52	60-54	H 6	
ASSIST by POYSER, Jalen	03:52			
	03:52			FOUL by WATERS, Anton (P3T6)
TIMEOUT MEDIA	03:52			
MISSED FT SHOT by MORGAN, Dwayne	03:52			REBOUND (DEF) by JOHNSON, Que
	03:37			TURNOVR by WATERS, Anton



WKU vs UNLV



11/26/16 5:00 PM at Tarkanian Court, Thomas & Mack Center

2nd PERIOD Play-by-Play (Page 3)

HOME TEAM: UNLV	Time	Score	Margin	VISITORS: WKU
STEAL by OFOEGBU, Uche	03:36			
MISSED 3 PTR by OFOEGBU, Uche	03:08			REBOUND (DEF) by JOHNSON, Justin
	02:59	60-56	H 4	GOOD! LAYUP by WATERS, Anton [FB/PNT]
	02:59			ASSIST by JOHNSON, Que
MISSED LAYUP by GREEN, Tyrell	02:31			
REBOUND (OFF) by MORGAN, Dwayne	02:31			
TURNOVR by (TEAM)	02:16			
SUB IN : CLYBURN, Kris	02:16			
SUB OUT: OFOEGBU, Uche	02:16			
REBOUND (DEF) by MORGAN, Dwayne	01:54			MISSED 3 PTR by JOHNSON, Que
GOOD! 3 PTR by GREEN, Tyrell	01:25	63-56	H 7	
ASSIST by POYSER, Jalen	01:25			
	01:09			TIMEOUT TEAM
TIMEOUT 30sec	01:09			
	00:56			MISSED 3 PTR by JOHNSON, Que
	00:56			REBOUND (OFF) by JOHNSON, Justin
	00:52			MISSED LAYUP by JOHNSON, Justin
	00:52			REBOUND (OFF) by WATERS, Anton
REBOUND (DEF) by CLYBURN, Kris	00:49			MISSED TIP-IN by WATERS, Anton
GOOD! FT SHOT by CLYBURN, Kris	00:47	64-56	H 8	FOUL by JOHNSON, Justin (P3T7)
GOOD! FT SHOT by CLYBURN, Kris	00:47	65-56	H 9	
REBOUND (DEF) by GREEN, Tyrell	00:37			MISSED 3 PTR by LOMOMBA, Junior
GOOD! FT SHOT by GREEN, Tyrell	00:35	66-56	H 10	FOUL by JOHNSON, Justin (P4T8)
GOOD! FT SHOT by GREEN, Tyrell	00:35	67-56	H 11	
	00:27			TURNOVR by THOMAS, Pancake
GOOD! FT SHOT by POYSER, Jalen	00:23	68-56	H 12	FOUL by THOMAS, Pancake (P1T9)
GOOD! FT SHOT by POYSER, Jalen	00:23	69-56	H 13	
SUB IN : OFOEGBU, Uche	00:23			
SUB OUT: MORGAN, Dwayne	00:23			
	00:16	69-59	H 10	GOOD! 3 PTR by THOMAS, Pancake
	00:16			ASSIST by LOMOMBA, Junior
GOOD! FT SHOT by POYSER, Jalen	00:12	70-59	H 11	FOUL by JOHNSON, Que (P2T10)
GOOD! FT SHOT by POYSER, Jalen	00:12	71-59	H 12	
	00:09	71-61	H 10	GOOD! LAYUP by LOMOMBA, Junior [PNT]

UNLV 71, WKU 61

2nd period-only	In Paint	Off T/O	2nd Chance	Fast Break	Bench	
WKU	12	3	5	5	7	Score tied - 4 times.
UNLV	10	9	5	0	7	Lead changed - 7 times.



@WKUBasketball /WKUBasketball

@wkubasketball WKUSports

WKUSports.com

WKU (3-2) AT UNLV (3-2)

Saturday, Nov. 26 | 7 p.m. (CT) | Las Vegas, Nev.
Thomas & Mack Center (19,522)

LISTEN Hilltopper IMG Sports Network, TuneIn

• Jeff Younglove (pxp), Hal Schmitt (analysis)

WATCH Campus Insiders (online live stream)

• Tony Cordasco, Jevon Banks

NOVEMBER (3-2)

1	Campbellsville (Ky.) (Exh.)	W, 87-79
5	Kentucky Wesleyan (Exh.)	W, 103-97 (2OT)
12	(1) Alabama State	W, 79-66
16	(1) Jacksonville State	W, 74-67
19	at Belmont	L, 90-69
22	North Carolina A&T	W, 77-56
25	(2) vs. Washington	L, 86-47
26	(2) at UNLV	7 p.m.
30	at Eastern Kentucky	7 p.m.

DECEMBER (0-0)

3	at Missouri	2 p.m.
11	at Indiana State	3:30 p.m.
14	at Saint Mary's	9 p.m.
17	at Detroit Mercy	1 p.m.
21	Ohio	8 p.m.
28	Austin Peay	7 p.m.
31	at Florida Atlantic*	Noon

JANUARY (0-0)

2	at FIU*	6 p.m.
5	Charlotte*	7 p.m.
7	Old Dominion*	5 p.m.
12	at UAB*	7 p.m.
14	at Middle Tennessee*	7 p.m.
21	at Marshall*	5 p.m.
26	UTEP*	7 p.m.
28	UTSA*	3 p.m.

FEBRUARY (0-0)

2	at LA Tech*	7 p.m.
4	at Southern Miss*	4 p.m.
11	Marshall*	5 p.m.
16	Middle Tennessee*	8 p.m.
19	UAB*	1 p.m.
23	at Charlotte*	6 p.m.
25	at Old Dominion*	6 p.m.

MARCH (0-0)

2	North Texas*	7 p.m.
4	Rice*	7 p.m.
8-11	(3) vs. Conference USA Tournament	TBD
	(4) vs. NCAA Tournament	TBD

All times (CT) and subject to change

(*) Conference USA Game

(1) 2016 Global Sports Classic (campus sites)

(2) 2016 Global Sports Classic (Las Vegas, Nev.)

(3) Conference USA Tournament (BJCC, Birmingham, Ala.)

(4) Various Locations

HILLTOPPER

BASKETBALL

2016-17 GAME NOTES

MEDIA CONTACT: Zach Greenwell, Associate Director of Media Relations • zachary.greenwell@wku.edu • (270) 668-4716

SECONDARY CONTACT: Lance Dozier, Media Relations Assistant • lance.dozier962@topper.wku.edu • (507) 993-1898

THE TIP-OFF

WKU Hilltopper Basketball continues a stretch of seven straight games away from home with a matchup against host UNLV at 7 p.m. CT Saturday in the Global Sports Classic at the Thomas & Mack Center in Las Vegas. The Hilltoppers (3-2) are coming off an 86-47 loss to Washington in their first game in Las Vegas. WKU trailed by seven with four minutes gone in the second half but ultimately shot 25.4 percent from the field, including 17.1 percent in the second half.

UNLV (3-2) lost to TCU, 63-59, in its first game of the Global Sports Classic on Friday. WKU has previously played the Runnin' Rebels just once before, a 96-95 double-overtime loss in the Coca-Cola NIT on Nov. 29, 1986. WKU head coach Rick Stansbury has never faced UNLV.

QUICK SHOTS

- Starting this week, WKU will not play at home for almost a full calendar month. The Hilltoppers play seven straight games on the road or at neutral sites before returning to host Ohio on Dec. 21.
- WKU will travel more than 10,000 miles and play in six different states and three time zones on the road swing.
- This is the most consecutive games away from home for the Hilltoppers since 2007-08, when they played eight in a row away from the end of the regular season to the NCAA Tournament Sweet 16.
- This is the most consecutive regular season games away from home since playing seven straight away from Diddle Arena in the 2002-03 season.
- WKU will go 29 days between home games, the most since going 42 days between home contests from Dec. 11, 1999, to Jan. 22, 2000.
- The Hilltoppers have started guards Junior Lomomba, Pancake Thomas and Que Johnson alongside forwards Justin Johnson and Ben Lawson in each of their first five games.
- WKU has made at least one 3-pointer in 911 consecutive games, dating back to March 15, 1987. The 3-point shot was instituted prior to the 1986-87 season.
- Junior Justin Johnson has made 5 of 11 shots from 3-point range this year after netting just one 3-pointer over his first two seasons.
- Graduate senior Pancake Thomas and graduate senior Junior Lomomba are a combined 32 of 35 from the free-throw line. WKU's guards are a combined 51 of 60 (.850) from the charity stripe.
- WKU has made more free throws (85) than its opponents have attempted (61). The Hilltoppers' 31 makes vs. North Carolina A&T were their most since netting 33 vs. Ball State on Feb. 22, 2003.
- Pancake Thomas played in his 100th career game at Belmont. Junior Lomomba (96) and graduate senior Que Johnson (98) are also nearing the 100-game milestone.
- Justin Johnson needs 284 points this season to become the 49th player in Hilltopper Basketball history to score 1,000 career points.
- Graduate senior Que Johnson needs 91 points to reach 1,000 for his career across his time at Washington State and WKU. Pancake Thomas needs 203 points to reach 1,000 for his career across his time at New Mexico, Hartford and WKU.
- Senior Ben Lawson ranks fifth in WKU history with 141 career blocked shots. His 66 blocks in 2015-16 were the seventh-most in a season in Hilltopper history.
- Head coach Rick Stansbury needs four more wins to reach 300 victories for his career.

LAST GAME AGAINST UNLV: NOVEMBER 29, 1986

WKU had five players score in double figures – led by Tellis Frank's 25 points, 11 rebounds and five assists – but it wasn't enough in a 96-95 double overtime loss in the Coca-Cola NIT at Madison Square Garden in New York. Three Hilltoppers had double-doubles, including Kannard Johnson's 23 points and 10 boards.

WKU HILLTOPPERS

Record	3-2 (0-0 C-USA)
Ranking	NR
NCAA RPI	N/A
Last Game	L, 86-47 vs. Washington
Head Coach	Rick Stansbury
Career Record	296-168 (15th season)
Record at School	3-2 (First season)
Leading Scorer	Q. Johnson (14.8 ppg)
Leading Rebounder	J. Johnson (9.4 rpg)
Leading Assists	J. Lomomba (4.2 apg)

UNLV RUNNIN' REBELS

Record	3-2 (0-0 MWC)
Ranking	NR
NCAA RPI	N/A
Last Game	L, 63-59 vs. TCU
Head Coach	Marvin Menzies
Career Record	201-113 (10th season)
Record at School	3-2 (First season)
Leading Scorer	J. Poyser (17.4 ppg)
Leading Rebounder	C. Jones (7.0 rpg)
Leading Assists	J. Poyser/U. Ofoegbu (3.2 apg)

WORKING CREDENTIALS: To request credentials, please contact Zach Greenwell, Associate Director of Media Relations, or Lance Dozier, WKU Media Relations Assistant. All requests should be made as early as possible and should be limited to working press only. Space on the E.A. Diddle Arena press row is limited, and a media/photo work room is available on the ground level just off the arena floor for credentialed media members.

Credentials will be screened and issued on a priority basis, with national publications, daily newspapers, wire services, originating radio and television networks, television tape crews and student newspapers from WKU and the visiting school receiving top priority. Requests from weekly newspapers, internet publications and radio stations that cover WKU and the visiting team will be honored on a space-available basis. Requests for credentials will be reviewed on a case-by-case, year-by-year basis.

The Athletic Communications/Media Relations office has the final authority on whether any individuals from any organization will be issued media credentials. Space will also be made available to professional scouts. Complimentary tickets are not provided to media. Spouses, dates, equipment carriers and non-working members of the media are restricted from press row, sidelines and interview areas.

MEDIA WILL CALL: Credentials may be picked up on gameday at Media Will Call at Entrance 2 of E.A. Diddle Arena. Please be mindful that parking is done by a list and parking passes will not be issued, so please request parking at the same time.

PHOTOGRAPHERS: Credentials for photographers will be issued on the basis of circulation, with priority granted to agencies covering the participating schools on a regular basis. Credentials will not be issued to freelance photographers unless they are employed by a reputable publication or the media relations office of the participating schools. Per NCAA rule, images or likeness of current student-athletes may not be sold, distributed or used for commercial purposes.

RADIO COVERAGE: Radio broadcast permission must be obtained in advance, along with press row reservations, from Zach Greenwell. WKU maintains

courtesy phone lines for schools who can provide reciprocal arrangements for the Hilltopper IMG Sports Network. Other arrangements for installation of broadcast lines, including ISDN lines, should be made well in advance with Greenwell and WKU Telecommunications.

BASELINE AREAS: Access to the baselines is reserved for photographers/videographers. When on the baselines, media must remain outside the team bench areas. This includes during pregame activities. With rare exceptions, a seat on press row will not be issued to media members shooting from the baselines, since a media/photo work room is easily accessible.

RECRUITS: Per NCAA rule, media are not permitted to have contact with a prospect or family members of a prospect during their visit (official or unofficial) to campus, including prospects in attendance at practice or games. Contact includes in-person conversations, phone calls, text messages, emails, social media, etc. Media are also asked to make every effort to keep distance from prospects on campus, including at practice, during pre-game activities on the sidelines and in the stands.

GAMEDAY SERVICES: Members of the media covering the game will be provided with pregame notes for both teams, a media guide and a flipcard. Statistics will be handed out at each media timeout, and a running play-by-play will also be provided following the game. WKU offers live stats for media members through StatBroadcast. Approximately 15 minutes following the completion of the game, a final statistical book will be available. The first run of books will be given directly to the visiting SID to allow for easy departure.

POSTGAME INTERVIEWS: For home games, head coach Rick Stansbury and select players will hold a postgame news conference with the media in the Paul Just Media Center at E.A. Diddle Arena. WKU Athletic Communications/Media Relations representatives will be available to assist in postgame interviews. Interviews with the visiting team can be coordinated with the visiting SID, unless it is predetermined that the visiting team will also come to the media room.

WEEKLY PRESS CONFERENCE: Head coach Rick Stansbury holds a press conference for credentialed media during the week when the team schedule allows, usually on a weekly basis. Select players may also be available at the weekly press conference.

CURRENT WKU STREAKS	
All Games	L1
Last Win: 11/22/16 vs. North Carolina A&T	
At E.A. Diddle Arena	W6
Last Loss: 02/18/16 vs. Old Dominion	
On the Road	L2
Last Win: 02/25/16 at Middle Tennessee	
Neutral Sites	L2
Last Win: 03/10/16 vs. UAB	
vs. Ranked Opponents	L2
Last Win: 01/10/15 vs. #25 Old Dominion	
Nonconference (Home)	W12
Last Loss: 12/20/14 vs. #4 Louisville	
Nonconference (Road/Neutral)	L3
Last Win: 03/10/16 vs. UAB	
Conference USA	W2
Last Loss: 02/27/16 at UAB	
Conference USA (Home)	W3
Last Loss: 02/18/16 vs. Old Dominion	
Conference USA (Road)	L1
Last Win: 02/25/16 at Middle Tennessee	
Games Allowing 75 or Fewer Points	0
Last Time: 11/22/16 vs. North Carolina A&T (56)	
Games with a 15-Point Scorer	0
Last Time: 11/22/16 vs. North Carolina A&T	
Games with an Even/Pos. Assist-to-TO Ratio	0
Last Time: 11/16/16 vs. Jacksonville State	
Games with a 3-Point FG	911
Last Miss: 03/13/87 vs. West Virginia	
When Scoring 80+ Points	W3
Last Loss: 02/13/16 vs. Marshall (93, OT)	
When Scoring 90+ Points	W1
Last Loss: 02/13/16 vs. Marshall (93, OT)	
When Scoring 100+ Points	W4
Last Loss: 01/29/04 vs. La.-Lafayette (110-102)	

2016-17 C-USA STANDINGS

	[---C-USA---]		[--Overall--]	
	W-L	PCT	W-L	PCT
1. Marshall	0-0	.000	4-1	.800
Middle Tenn.	0-0	.000	4-1	.800
3. Charlotte	0-0	.000	3-1	.750
Rice	0-0	.000	3-1	.750
Southern Miss	0-0	.000	3-1	.750
6. Old Dominion	0-0	.000	3-2	.600
UAB	0-0	.000	3-2	.600
WKU	0-0	.000	3-2	.600
9. La Tech	0-0	.000	2-2	.500
10. Florida Atlantic	0-0	.000	2-3	.400
North Texas	0-0	.000	2-3	.400
UTEP	0-0	.000	2-3	.400
13. FIU	0-0	.000	2-4	.333
14. UTSA	0-0	.000	2-4	.333

2016-17 C-USA PRESEASON

ALL-CONFERENCE USA TEAM

Erik McCree, LA Tech (Senior, F)
 Jon Elmore, Marshall (Junior, G)
 Ryan Taylor, Marshall (Senior, F)
 Giddy Potts, Middle Tennessee (Junior, G)
 Reggie Upshaw Jr., Middle Tennessee (Senior, F)
 Jeremy Combs, North Texas (Junior, F)
 Marcus Evans, Rice (Sophomore, G)
 Chris Cokley, UAB (Junior, F)
 William Lee, UAB (Junior, F)
Justin Johnson, WKU (Junior, F)

COACHES POLL (first-place votes)

1. UAB (10)	5. ODU	9. Rice	13. USM
2. MT (4)	6. UTEP	10. North Texas	14. UTSA
3. WKU	7. LA Tech	11. FIU	
4. Marshall	8. Charlotte	12. Florida Atlantic	

WKU IN 2016-17 C-USA STATISTICS

CATEGORY	TEAM	PLAYERS
Scoring Offense	11th (69.2)	Q. Johnson (12th, 14.8)
Scoring Defense	10th (73.0)	--
Scoring Margin	13th (-3.8)	--
Free Throw %	5th (.746)	Thomas (2nd, .944)
Field Goal %	10th (.408)	Q. Johnson (16th, .446)
FG% Defense	10th (.430)	--
3-Point FG %	3rd (.373)	Q. Johnson (9th, .407)
3-Pt. FG% Defense	12th (.388)	--
Reb. Offense	7th (38.4)	J. Johnson (t-3rd, 9.4)
Reb. Defense	10th (37.8)	--
Reb. Margin	11th (+0.6)	--
Blocked Shots	3rd (4.6)	Lawson (2nd, 2.6)
Assists	13th (10.2)	Lomomba (11th, 4.2)
Steals	13th (4.0)	Q. Johnson (t-11th, 1.4)
TO Margin	10th (-2.0)	--
A/TO Ratio	12th (0.72)	Lomomba (t-16th, 1.2)
Offensive Rebs.	11th (9.2)	Waters (t-9th, 2.4)
Defensive Rebs.	3rd (29.2)	J. Johnson (2nd, 7.2)
3-Point FG Made	7th (6.2)	Q. Johnson (t-9th, 2.2)
Minutes Played	--	Thomas (t-3rd, 35.0)

TEAM ROSTER

NO	NAME	POS	HT	WT	YR	EXP	HOMETOWN (PREVIOUS SCHOOL)
00	Jabari McGhee	F	6-7	205	r-So.	TR	Albany, Ga. (Univ. of Tennessee)
1	Tobias Howard	G	6-2	185	Fr.	HS	Lithonia, Ga. (DME Academy)
3	Damari Parris	G	6-0	160	Fr.	HS	Bowie, Md. (Evelyn Mack Academy)
5	Junior Lomomba	G	6-5	205	r-Sr.	TR	Montreal, Quebec (Providence)
12	Pancake Thomas	G	6-4	195	r-Sr.	FR	Baton Rouge, La. (Hartford)
14	Ben Lawson	F	7-1	235	Sr.	3L	Hitchin, England (Oaklands College)
15	Tyler Miller	G	6-4	185	Jr.	TR	Louisville, Ky. (Marshalltown Community College)
21	Marko Stajkovski	G	6-7	195	Fr.	HS	Novi Sad, Serbia (E-Gimnazija Novi Sad)
23	Justin Johnson	F	6-7	240	Jr.	2L	Hazard, Ky. (Perry County Central HS)
24	Willie Carmichael	F	6-8	210	r-So.	TR	Apopka, Fla. (Univ. of Tennessee)
32	Que Johnson	G	6-6	205	r-Sr.	TR	Pontiac, Mich. (Washington State)
42	Anton Waters	F	6-7	245	Sr.	1L	Baltimore, Md. (Gulf Coast State College)
43	Marty Leahy	G	6-5	210	Fr.	HS	Brisbane, Australia (Ipswich Grammar)
	Lamonte Bearden	G	6-3	160	Jr.	TR	Milwaukee, Wis. (University at Buffalo)

PRONUNCIATION GUIDE

NAME	PRONUNCIATION
Marty Leahy	LAY
Junior Lomomba	luh-MOM-buh
Jabari McGhee	juh-BAR-ee
Damari Parris	duh-MAR-ee
Marko Stajkovski	sty-CAHV-ski
Anton Waters	ann-TAWN
Shammond Williams	shuh-MOND
Quannas White	kuh-WAHN-us

COACHING AND SUPPORT STAFF

POSITION	NAME	ALMA MATER (YEAR)	YEAR IN ROLE
Head Coach	Rick Stansbury	Campbellsville (1981)	First Season
Assistant Coach	Chris Cheeks	VCU (1990)	First Season
Assistant Coach	Shammond Williams	North Carolina (1998)	First Season
Assistant Coach	Quannas White	Oklahoma (2003)	First Season
Director of Basketball Operations	Talvis Franklin	Mississippi State (2007)	First Season
Associate Director of Basketball Ops	Martin Cross	WKU (2015)	First Season
Video Coordinator	Mark Martin	Texas A&M (2012)	First Season
Academic Coordinator	William Monts	Clemson (2006)	First Season
Graduate Assistant Manager	Ben Hansbrough	Notre Dame (2011)	First Season
Strength and Conditioning Coach	Duane Hall	WKU (1996)	Third Season
Athletic Trainer	Mike Gaddie	Murray State (1992)	17th Season
Program Manager	Erien Watson	Mississippi State (2009)	First Season



Head Coach
Rick Stansbury



Assistant Coach
Chris Cheeks




Assistant Coach
Shammond Williams




Assistant Coach
Quannas White



Director of Ops
Talvis Franklin



Assoc. Dir. of Ops
Martin Cross



Video Coordinator
Mark Martin




Academic Coord.
William Monts



Grad. Ast. Manager
Ben Hansbrough



Strength Coach
Duane Hall



Athletic Trainer
Mike Gaddie



Program Manager
Erien Watson

THE LAST TIME OUT

LAS VEGAS (AP) — WKU held Washington close throughout the first half, but the Hilltoppers allowed their opponent to pull away late in an 86-47 defeat. Dominic Green scored a career-high 20 points with six rebounds for Washington. The Huskies (4-1) outscored the Hilltoppers 47-16 in the second half. Washington freshman sensation Markelle Fultz, who was averaging 25.5 points per game coming into Friday, was held to nine points on 3-of-14 shooting from the field. However, Fultz ended with 10 assists and eight rebounds. Que Johnson led WKU (3-2) with 12 points and five rebounds. Anton Waters had 11 points and 10 rebounds while Pancake Thomas had 10 points for the Hilltoppers.

NOTES ON THE PROGRAM

BOUND FOR THE BAHAMAS

The Hilltoppers will be part of the eight-team field for the 2017 Battle 4 Atlantis, which was announced Friday during the championship game for this year's event. 2016 national champion Villanova, Arizona, Purdue, North Carolina State, Tennessee, SMU and Northern Iowa join WKU in the star-studded field. The eight teams in the field have won a combined five national championships and reached a combined 16 Final Fours, as well as a combined 76 Sweet Sixteen berths. WKU, Arizona, Villanova, Purdue and NC State are all within the top 26 in NCAA history for all-time wins.

WKU PICKS UP THREE PIECES IN TOP-25 SIGNING CLASS

The Hilltoppers added three standout prospects during the early signing period, giving WKU a consensus top-15 signing class. WKU received national letters of intent from five-star center Mitchell Robinson, four-star guard Josh Anderson and three-star guard Taveion Hollingsworth. The newest Hilltoppers give WKU its first top-25 signing class in the modern era. With the trio, the Hilltoppers' haul is currently ranked seventh by Rivals, 10th by Scout, and 12th by 247Sports.

TOPS SIGN ELITE BIG MAN ROBINSON

WKU put the cherry on top of its early signing haul with the signing of five-star prospect Mitchell Robinson (7-0, Center). Robinson, out of Chalmette (La.) High School, is far and away the highest-ranked signee for the Hilltoppers since the beginning of the modern recruiting services. The big man is a consensus five-star recruit across all outlets and is ranked as the No. 4 prospect nationally in the 2017 class by 247Sports and No. 6 by both Rivals and Scout. Robinson is also the highest-ranked recruit ever signed by head coach Rick Stansbury, who produced five top-20 signing classes in a nine-year stretch during his 14-year tenure at the helm at Mississippi State. Robinson heads to WKU with a reputation as a defensive force. He averaged 20.9 points, 13.6 rebounds, 8.1 blocks and 2.0 steals per game last season as a junior for Chalmette High School while shooting 69 percent from the floor.

HILLTOPPERS LAND FOUR-STAR GUARD ANDERSON

The Hilltoppers added to their 2017 recruiting haul with the signing of four-star prospect Josh Anderson (6-4, Guard) to a national letter of intent in the 2017 recruiting class. Anderson, out of Madison Prep Academy in Baton Rouge, La., is a consensus four-star recruit across all outlets and is ranked as the No. 43 player nationally in the 2017 class by Rivals, No. 50 by Scout and No. 52 by 247Sports. Anderson helped Madison Prep to its third state championship in four years last season. He averaged 18.1 points, 5.8 assists and 4.6 rebounds per game as a junior as Madison Prep won its second straight title and appeared in its third straight state championship game.

WKU ADDS BLUEGRASS-BORN HOLLINGSWORTH

The Hilltoppers hauled in their first piece in the 2017 recruiting class in the early signing period with the addition of three-star prospect Taveion Hollingsworth (6-2, Guard) via national letter of intent. Hollingsworth, an in-state product out of Paul Laurence Dunbar High School in Lexington, is a consensus three-star recruit across all outlets and is a front-runner for Kentucky's 2017 Mr. Basketball award. A proven winner with Bluegrass roots, Hollingsworth was named the KHSAA Sweet 16 MVP last year while leading Dunbar to a 33-6 record and its first state title.

NEW-LOOK ROSTER

WKU's 2016-17 roster, which has nine newcomers, represents seven states – Florida, Georgia, Kentucky, Louisiana, Maryland, Michigan and Wisconsin – as well

as four other countries – Australia, Canada, England and Serbia. With many new faces on the roster, WKU returns 31 percent of its scoring, 39 percent of its rebounding and 14 percent of its assists from the 2015-16 campaign.

POSTSEASON PLAY

WKU has advanced to the semifinals of its league tournament in 11 of the last 12 seasons, including a run to the 2016 Conference USA Tournament semifinals. The team is 21-5 with four championships in the last nine conference tournaments overall. WKU's 23 NCAA Tournament appearances are six more than the next closest Conference USA school (UTEP, 17), and one more than the eight league schools with the fewest appearances combined (LA Tech, 5; Marshall, 5; Rice, 4; North Texas, 3; Southern Miss, 3; FIU, 1; Florida Atlantic, 1; UTSA, 0).

PROGRAM PRESTIGE

Entering 2016-17, WKU ranks third in NCAA history in regular-season league titles (42), ninth in all-time winning percentage (.663) and is tied for 16th in all-time victories (1,737). WKU, Middle Tennessee and LA Tech are the only schools in Conference USA to win 20 or more games in at least three of the last four seasons. WKU's 43 20-win seasons are the seventh-most in NCAA history.

FRIENDLY CONFINES

WKU is 52-15 (.776) at E.A. Diddle Arena over the last four-plus seasons after going 27-17 (.614) in the three seasons prior. The Hilltoppers are 576-162 all-time at Diddle Arena for a .780 winning percentage.

CONFERENCE USA PRESEASON

Justin Johnson was named to the 2016-17 Conference USA Men's Basketball Preseason All-Conference Team, while WKU was picked to finish third in the league. Johnson, a 6-foot-7 junior forward from Hazard, Ky., is WKU's first preseason all-conference selection since George Fant and T.J. Price both made the list in the Hilltoppers' inaugural season in C-USA in 2014-15. Third is the highest the Hilltoppers have been picked to finish as a team since they joined C-USA, and it's their highest projection overall since being tabbed to win the Sun Belt Conference before the 2013-14 campaign.

LOCKING DOWN ON 'D'

WKU held Alabama State to 20.6 percent shooting and 17 points in the first half of its season opener. Both were the Hilltoppers' lowest allowed in a half since holding Troy to 15.6 percent and 17 points on Jan. 4, 2014.

NOTES ON THE HILLTOPPERS

JUNIOR LOMOMBA

Graduate senior Junior Lomomba continued to settle into his new role as a point guard with a career-high seven assists in WKU's victory over Jacksonville State. Lomomba's 29 points in the preseason win over Kentucky Wesleyan were the most by a Hilltopper in an exhibition since Juan Pattillo scored 31 against Campbellsville on Nov. 5, 2010.

ANTON WATERS

With depth sorely needed in the post, senior forward Anton Waters has stepped up for the Hilltoppers. Waters has matched or set a new career high for rebounds three times this season, including 10 boards against Washington. He's averaging 8.8 points and 7.0 rebounds per outing.

JUSTIN JOHNSON

Junior forward Justin Johnson led WKU with 14.9 points per game and 7.9 rebounds per game in 2015-16, becoming the first Hilltopper to lead the team in both categories since Derrick Gordon in 2011-12. Johnson shot 60.2 percent from the field last season, ranking second in Conference USA and 20th in the nation. He also ranked 14th in C-USA in scoring and sixth in rebounding. Johnson's 507 points last season were the seventh-most by a sophomore in WKU history, and the 41st 500-point season overall by a Hilltopper. He needs 284 points to reach 1,000 for his career.

BEN LAWSON

Senior forward Ben Lawson ranks fifth in WKU history with 141 career blocked shots. His 66 blocks in 2015-16 were the seventh-most in a season in Hilltopper history. Lawson joins Jeremy Evans, Elgrace Wilborn and Chris Marcus as Hilltop-

pers with at least 50 blocks in multiple seasons.

GRADUATE TRANSFERS

On a team in need of backcourt help, graduate transfer guards Que Johnson (Washington State), Junior Lomomba (Providence) and Pancake Thomas (Hartford) will provide valuable experience this year. The trio had played in 281 combined games and scored a combined 1,954 points over their college careers, while Lomomba helped the Friars to the NCAA Tournament the last two seasons. Thomas reached the NCAA Tournament in his first two seasons at New Mexico before transferring to Hartford.

TENNESSEE TRANSFERS

WKU adds the services of two transfers from the University of Tennessee, forwards Willie Carmichael and Jabari McGhee. Carmichael, who played in all 32 UT games as a freshman in 2014-15 and averaged three points and 2.3 rebounds in 14.8 minutes per game, will be eligible to start the 2016-17 season. McGhee will be eligible midway through the season.

LAMONTE BEARDEN

Buffalo transfer guard Lamonte Bearden will sit out this season, but he also offers WKU postseason experience. Bearden was a starter on the Bulls' NCAA Tournament teams the last two seasons.

NOTES ON THE COACHING STAFF

STANSBURY BACK AT THE HELM

Among the 40-plus Division I men's basketball coaching hires over the offseason, Rick Stansbury ranked fifth with 293 career Division I wins. Among those new Division I hires across the country, Stansbury was also tied for fifth in NCAA Tournament appearances with six.

HOME-COURT ADVANTAGE

Stansbury's teams have been outstanding on their own turf, boasting a winning percentage at home of better than 80 percent during his 15 seasons at the helm at Mississippi State and WKU.

TOURNAMENT TIME

In Stansbury's 30 previous seasons as a head coach or assistant coach, his teams have gone to the postseason 18 times, with top-five seeds in the NCAA Tournament six times. The Bulldogs reached the postseason 11 times in Stansbury's 14 seasons as a head coach at Mississippi State.

CHAMPIONSHIP MINDSET

During Stansbury's final 10 years leading Mississippi State, only Kentucky won more SEC championships than his eight, and over his entire 14-year run at the helm, only Kentucky and Florida won more games. His 293 career victories are the 10th-most in SEC history.

ACADEMIC SUCCESS

During Stansbury's time as a head coach at Mississippi State, only Vanderbilt had a higher graduation rate in the SEC, and the Bulldogs were third in the SEC with 41 academic honorees in 14 years.

FILLING THE STANDS

Of the top 30 games for attendance in MSU history, 26 came during Stansbury's run as head coach, including all of the top 10.

FAMILY TRADITION

Stansbury's connection to The Hill goes back well before his hiring as head coach to his great uncle, Edgar B. Stansbury, a 1994 WKU Athletics Hall of Famer as a three-sport athlete (baseball, basketball, football), football assistant coach under W.L. "Gander" Terry, and Director of Athletics in 1946 after serving his country in World War II. The concourse inside E.A. Diddle Arena is named in E.B. Stansbury's honor.

QUICK START

Rick Stansbury is the first Hilltopper coach to start his first season 2-0 since Murray Arnold in the 1986-87 campaign, and just the third since 1922, joining Arnold and E.A. Diddle.

ASSISTANTS' WINNING PEDIGREE

WKU's three assistants – Chris Cheeks (VCU), Shammond Williams (North Carolina) and Quannas White (Oklahoma) – reached a combined four Final Fours and

scored 3,286 career points between them at the Division I level as players.

NOTES ON THE SCHEDULE

CONFERENCE USA SLATE

Home games against six of the top seven finishers in C-USA last season highlight the conference slate. The Hilltoppers will play home-and-home series with four of the top five finishers in C-USA last season – UAB, Middle Tennessee, Old Dominion and Marshall. The 18-game conference slate also includes a home-and-home series with Charlotte and single games against the other eight teams in the league.

NONCONFERENCE SCHEDULE

WKU welcomes Austin Peay, Ohio, North Carolina A&T, Alabama State and Jacksonville State to E.A. Diddle Arena in nonconference contests as the program enters a new era under Rick Stansbury. The Hilltoppers will be well-tested on the road with trips to regional rivals Belmont, Eastern Kentucky and Indiana State, as well as Saint Mary's (Calif.), Detroit and SEC foe Missouri. They will also play two games in the Global Sports Classic in Las Vegas, starting against Washington on the day after Thanksgiving. The Hilltoppers will then square off with either UNLV or TCU.

NUMBERS OF NOTE

WINS AGAINST RANKED TEAMS SINCE 1985-86

WKU has notched 11 wins against ranked opponents since the 1985-86 season, with three at E.A. Diddle Arena, three on the road and five at neutral sites.

WKU's Wins Against Ranked Opponents since 1985-86

- 12/07/85: (W) 71-58 vs. #19 Auburn at E.A. Diddle Arena
- 01/16/86: (W) 75-72 (OT) at #12 UAB
- 01/25/86: (W) 81-75 vs. #18 UAB at E.A. Diddle Arena
- 02/16/93: (W) 78-77 at #22 Louisville
- 03/08/93: (W) 72-63 vs. #13 New Orleans in SBC Tourn. in Biloxi, Miss.
- 03/20/93: (W) 72-68 vs. #6 Seton Hall in NCAA Tourn. in Orlando, Fla.
- 11/15/01: (W) 64-52 at #4 Kentucky
- 03/21/08: (W) 101-99 (OT) vs. #14 Drake in NCAA Tourn. in Tampa, Fla.
- 11/30/08: (W) 68-54 vs. #3 Louisville in Nashville, Tenn.
- 12/11/09: (W) 76-69 vs. #24 Vanderbilt in Nashville, Tenn.
- 01/10/15: (W) 72-65 vs. #25 Old Dominion at E.A. Diddle Arena

TOP E.A. DIDDLE ARENA ATTENDANCES SINCE 2002-03

Since the 2002-03 season, after E.A. Diddle Arena underwent its renovation to its current capacity of 7,326, the Hilltoppers have played in front of 16 home crowds of at least 7,000 people. A standing room only crowd of 7,598 was on-hand on Dec. 20, 2014, to see WKU face No. 4 Louisville, which became the largest non-conference crowd since the renovation, and 7,119 were at E.A. Diddle Arena for Senior Night on Feb. 28, 2015.

Games of At Least 7,000 at E.A. Diddle Arena since Capacity Went to 7,326

1. 8,118 - 03/11/03 - W, 64-52 vs. Middle Tennessee - SBC Tournament
2. 7,718 - 02/21/08 - L, 69-64 vs. South Alabama
3. 7,598 - 12/20/14 - L, 76-67 vs. #4 Louisville
4. 7,523 - 12/30/13 - L, 79-74 vs. Ole Miss
5. 7,412 - 03/01/03 - W, 89-75 vs. Middle Tennessee
6. 7,336 - 11/26/05 - L, 69-65 vs. Georgia
7. 7,328 - 11/29/03 - L, 81-75 vs. Mississippi State
8. 7,326 - 01/26/06 - W, 94-81 vs. Louisiana-Lafayette
- 7,326 - 02/18/06 - W, 79-58 vs. Northern Arizona
- 7,326 - 02/25/06 - W, 80-65 vs. FIU
- 7,326 - 12/22/10 - L, 114-82 vs. #25 Louisville
- 7,326 - 02/25/12 - W, 73-67 vs. Middle Tennessee
- 7,326 - 03/02/13 - L, 70-62 vs. Middle Tennessee
14. 7,119 - 02/28/15 - W, 77-61 vs. FIU
15. 7,117 - 02/21/09 - W, 79-66 vs. FIU
16. 7,089 - 12/09/06 - L, 75-70 vs. Southern Illinois
17. 7,086 - 12/02/08 - W, 67-63 vs. Georgia

MISCELLANEOUS STATS

10+ POINT GAMES

	2016-17	CAREER (WKU)
Que Johnson	5	5
Pancake Thomas	4	4
Justin Johnson	3	33
Ben Lawson	1	11
Anton Waters	1	4
Junior Lomomba	1	1

20+ POINT GAMES

Justin Johnson	0	7
----------------	---	---

10+ REBOUND GAMES

Justin Johnson	3	13
Anton Waters	1	1
Ben Lawson	0	3

DOUBLE-DOUBLES

Justin Johnson	2	12
Anton Waters	1	1

GAMES LED WKU IN SCORING

Que Johnson	3	3
Justin Johnson	2	16

GAMES LED WKU IN REBOUNDING

Justin Johnson	4	28
Que Johnson	1	1
Ben Lawson	0	6
Anton Waters	0	2

GAMES LED WKU IN ASSISTS

Junior Lomomba	3	3
Pancake Thomas	1	1
Damari Parris	1	1
Justin Johnson	0	3
Ben Lawson	0	1

GAMES LED WKU IN BLOCKED SHOTS

Ben Lawson	5	54
Justin Johnson	2	14
Anton Waters	1	6
Que Johnson	1	1

GAMES LED WKU IN STEALS

Que Johnson	3	3
Pancake Thomas	2	2
Damari Parris	1	1
Marty Leahy	1	1
Tyler Miller	1	1
Justin Johnson	0	11
Ben Lawson	0	8
Anton Waters	0	1

WKU BY SITUATION

CATEGORY	2013-14	2014-15	2015-16	2016-17	ALL
All games	20-12	20-12	18-16	3-2	61-42
Conference games	12-6	12-6	8-10	0-0	32-22
Nonconference games	8-6	8-6	10-6	3-2	29-20
Home	13-4	13-3	12-4	3-0	41-11
Away	7-7	5-8	3-9	0-1	15-25
Neutral site	0-1	2-1	3-3	0-1	5-6
Televised games	16-10	17-10	13-14	2-0	48-34
vs. Ranked opponents	0-2	1-1	0-2	0-0	1-5
vs. Unranked opponents	20-10	19-11	18-14	3-2	60-37
Winning the tip	8-3	8-6	12-7	3-1	31-17
Losing the tip	12-9	12-6	6-9	0-1	30-25
Scoring first	12-4	10-8	15-10	2-1	39-23
Opponent scores first	8-8	10-4	3-6	1-1	22-19
Leading at halftime	15-2	14-2	14-5	2-0	45-9
Trailing at halftime	4-10	3-9	4-10	0-2	11-31
Tied at halftime	1-0	3-1	0-1	1-0	5-2
Leading with 5:00 to play	14-2	15-2	17-6	3-0	49-10
Trailing with 5:00 to play	6-10	2-10	1-10	0-2	9-32
Tied with 5:00 to play	0-0	3-0	0-0	0-0	3-0
In overtime	1-1	3-0	2-3	0-0	6-4
Games decided by ≤3 pts.	6-1	3-3	2-5	0-0	11-9
Games decided by 4-10 pts.	10-6	10-5	9-6	1-0	30-17
Games decided by 11+ pts.	4-5	7-4	7-5	2-2	20-16
Shooting 50% or higher	4-1	2-1	10-1	0-0	16-3
Shooting 40-49%	13-2	15-6	7-11	3-1	38-19
Shooting less than 40%	3-9	3-5	1-4	0-1	7-19
Opp. shooting 50% or higher	2-3	0-3	2-9	0-0	4-15
Opp. shooting 40-49%	12-7	10-7	9-6	2-1	33-21
Opp. shooting less than 40%	6-2	10-2	7-1	1-1	24-6
Make more 3FG than opp.	11-9	14-4	4-4	1-0	30-17
Make fewer 3FG than opp.	7-3	4-4	8-12	1-2	20-21
3FG made are even	2-0	2-4	6-0	1-0	11-4
Attempt more FT than opp.	14-3	14-2	13-11	3-1	65-23
Attempt fewer FT than opp.	6-8	4-9	5-5	0-1	23-37
FT attempts are even	0-1	2-1	0-0	0-0	4-5
More rebounds than opp.	16-6	14-5	16-11	3-0	44-22
Fewer rebounds than opp.	2-5	5-7	2-5	0-1	9-18
Rebounds are even	2-1	1-0	0-0	0-1	3-2
More assists than opp.	11-4	18-3	13-1	2-0	44-8
Fewer assists than opp.	7-6	2-9	3-14	1-2	13-31
Assists are even	2-2	0-0	2-1	0-0	4-3
Commit more TOs than opp.	7-9	6-9	14-12	2-2	29-32
Commit fewer TOs than opp.	12-2	11-3	3-2	1-0	27-7
Turnovers are even	1-1	3-0	1-2	0-0	5-3
Scoring 100+ points	1-0	1-0	0-0	0-0	2-0
Scoring 90-99 points	0-0	0-0	3-1	0-0	3-1
Scoring 80-89 points	2-1	6-2	7-2	0-0	15-5
Scoring 70-79 points	7-3	8-0	5-7	3-0	23-10
Scoring 60-69 points	7-4	4-6	2-4	0-1	13-15
Scoring fewer than 60 points	3-4	1-4	1-2	0-1	5-11
Allowing 100+ points	0-0	0-0	0-0	0-0	0-0
Allowing 90-99 points	0-0	0-1	1-5	0-1	1-7
Allowing 80-89 points	0-2	2-1	2-5	0-1	4-9
Allowing 70-79 points	6-8	3-6	8-3	0-0	17-17
Allowing 60-69 points	7-2	9-3	6-2	2-0	24-7
Allowing fewer than 60 pts.	7-0	6-1	1-1	1-0	15-2
Following a win	11-9	13-7	6-12	1-2	31-30
Following a loss	9-3	7-5	12-4	2-0	30-12
More bench points than opp.	14-10	10-3	15-12	2-0	41-25
Fewer bench pts. than opp.	6-2	10-9	3-4	1-2	20-17
Bench points are even	0-0	0-0	0-0	0-0	0-0
in November	4-2	2-3	3-3	3-2	12-10
in December	4-3	5-2	5-2	0-0	14-7
in January	6-2	8-1	3-6	0-0	17-9
in February	5-2	3-4	3-4	0-0	11-10
in March	1-3	2-2	4-1	0-0	7-6
on Monday	0-3	1-0	1-1	0-0	2-4
on Tuesday	0-2	0-2	3-0	1-0	4-4
on Wednesday	1-0	3-0	2-2	1-0	7-2
on Thursday	7-2	7-3	5-4	0-0	19-9
on Friday	0-0	0-0	0-1	0-1	0-2
on Saturday	12-5	8-6	6-7	1-1	27-19
on Sunday	0-0	1-1	1-1	0-0	2-2

THE LAST TIME IT HAPPENED

A WKU TEAM:

Was ranked	2007-08
Final Associated Press Poll (No. 22)	
Received votes in a national poll	11/13/09
Associated Press Preseason Top 25	
Played a ranked team	12/19/15
(L) 79-56 at #16 Louisville	
Beat a ranked team	01/10/15
(W) 72-65 vs. #25 Old Dominion	
Won 10+ straight	01/10/08 - 02/16/08 (11)
Won 15+ straight	01/03/02 - 03/05/02 (15)
Won 20+ straight	12/03/66 - 02/20/67 (21)
Lost 5+ straight	12/31/11 - 01/15/12 (5)
Scored 100 pts	12/29/14
(W) 104-62 vs. Alice Lloyd (Ky.) College	
Scored 100 pts on the road	02/22/01
(W) 100-60 at Arkansas State	
Scored 100 pts and lost	01/29/04
(L) 110-102 vs. Louisiana-Lafayette	
Allowed 100 pts	12/22/10
(L) 114-82 vs. #25 Louisville	
Allowed 100 pts at home	12/22/10
(L) 114-82 vs. #25 Louisville	
Allowed 100 pts and won	12/03/73
(W) 102-100 at Arkansas	
Scored fewer than 50 pts	11/25/16
(L) 86-47 vs. Washington	
Allowed fewer than 50 pts	12/27/14
(W) 89-42 vs. Brescia (Ky.)	
Back-to-back 20-point wins	2010
11/12/10 • (W) 98-70 at Saint Joseph's	
11/15/10 • (W) 83-61 vs. Alabama A&M	
30-point win	12/28/13
(W) 103-65 vs. Brescia (Ky.)	
Back-to-back 30-point wins	2001
12/15/01 • (W) 103-40 vs. West Alabama	
12/19/01 • (W) 95-61 vs. Creighton	
40-point win	12/29/14
(W) 104-62 vs. Alice Lloyd (Ky.) College	
Back-to-back 40-point wins	2014
12/27/14 • (W) 89-42 vs. Brescia (Ky.)	
12/29/14 • (W) 104-62 vs. Alice Lloyd (Ky.) College	
50-point win	01/03/04
(W) 107-52 vs. Kentucky State	
60-point win	12/15/01
(W) 103-40 vs. West Alabama	
30-point loss	11/25/16
(L) 86-47 vs. Washington	
Played in OT game	03/05/16
(W) 96-90 (OT) vs. LA Tech	
Played in a 2OT game	01/18/14
(W) 82-77 (2OT) vs. Arkansas State	
Played in a 3OT game	01/19/84
(L) 76-74 (3OT) vs. Jacksonville	
Played in back-to-back OT games	2016
02/06/16 • (L) 93-89 (OT) at UTEP	
02/13/16 • (L) 96-93 (OT) vs. Marshall	
Won on "last second" shot	02/08/14
(W) 79-78 at UALR	
Trency Jackson hit a 28-footer with 0:00.0 left in regulation	
Lost on "last second" shot	03/21/09
(L) 83-81 in NCAA Tournament vs. #10 Gonzaga	
Demetri Goodson hit 6-footer at 0:00.9	
Had 5 players in double figures	03/10/16
(W) 88-77 vs. UAB	
Had 6 players in double figures	01/29/05
(W) 77-75 at New Mexico State	
Had 7 players in double figures	11/24/01
(W) 101-77 vs. Murray State	
Had 8 players in double figures	12/08/93
(W) 129-91 vs. North Florida	
Had 2 double-figure rebounders	11/25/16
Justin Johnson (11) and Anton Waters (10) vs. Washington	

Had two 20-point scorers	02/06/16
Fredrick Edmond (24) and Aaron Cosby (22) at UTEP	
Had three 20-point scorers	11/13/07
(W) 88-67 vs. Kentucky Wesleyan	
Had 10+ 3FGs	03/11/16
10-of-24 3FG vs. Old Dominion	
Held opponent under 35.0% shooting	11/24/15
30.7% (23-for-75) vs. Central Michigan	
Committed fewer than 10 TOs	03/11/16
4 vs. Old Dominion	
Committed fewer than 5 TOs	03/11/16
4 vs. Old Dominion	
Committed 25+ TOs	11/18/14
25 at Minnesota	
Forced 25+ TOs	11/10/12
26 at Southern Miss	
Shot 60% from the field	11/12/10
60.9% at St. Joseph's	
Shot 70% from the field	02/24/84
71.1% vs. UAB	
Shot 90% from FT line (min. 10)	01/23/16
93.3% (14-of-15) at Charlotte	

A WKU INDIVIDUAL:

Scored 25 pts	03/05/16
Aaron Cosby (34) vs. LA Tech	
Scored 30 pts	03/05/16
Aaron Cosby (34) vs. LA Tech	
Scored 40 pts	01/29/04
Anthony Winchester (40) vs. Louisiana-Lafayette	
Scored 50 pts	01/30/65
Clem Haskins (55) vs. Middle Tennessee	
Had 15 rebounds	11/14/15
Justin Johnson (15) vs. Campbellsville (Ky.)	
Had 20 rebounds	11/25/00
Chris Marcus (21) vs. Tennessee State	
Had 25 rebounds	03/07/72
Granville Bunton (27) at Morehead State	
Had 20 pts and 10 rebs	02/06/16
Fredrick Edmond (24 pts, 14 rebs) and Justin Johnson (15 pts, 12 rebs) at UTEP	
Had 10 assists	02/24/11
Jamal Crook (10) vs. FIU	
Had 5 blocks	11/25/16
Ben Lawson (5) vs. Washington	
Had 5 steals	12/28/15
Marlon Hunter (6) vs. Brescia (Ky.)	
Had a double-double	11/25/16
Anton Waters (11 pts, 10 rebs) vs. Washington	
Two players had a double-double	02/06/16
Fredrick Edmond (24 pts, 14 rebs) and Justin Johnson (15 pts, 12 rebs) at UTEP	
Had a triple-double	01/01/09
Orlando Mendez-Valdez (18 pts, 12 asts, 10 rebs) vs. Troy	

AN OPPOSING INDIVIDUAL:

Scored 30 pts	03/13/16
Trey Freeman, Old Dominion (42)	
Scored 40 pts	03/13/16
Trey Freeman, Old Dominion (42)	
Had 15 rebounds	11/21/15
Jameel Warney, Stony Brook (16)	
Had 20 rebounds	12/07/03
Cuthbert Victor, Murray State (20)	
Had 20 pts and 10 rebs	11/19/16
Evan Bradds, Belmont (26 pts, 14 rebs)	
Had 10 assists	11/25/16
Markelle Fultz, Washington (10)	
Had a double-double	11/19/16
Evan Bradds, Belmont (26 pts, 14 rebs)	



HEAD COACH RICK STANSBURY

CAREER RECORD: 296-168 (15TH SEASON)

RECORD AT WKU: FIRST SEASON

With 296 career wins and 11 postseason trips as a head coach to his credit, Rick Stansbury is the 15th head men's basketball coach at Western Kentucky University.

Stansbury, a Battletown, Ky., native and Campbellsville University Class of 2003 Hall of Famer, came to The Hill following two years at 2015-16 Southeastern Conference regular season champion Texas A&M, which included a run to the 2016 NCAA Sweet 16. In his 30 seasons as a head coach or an assistant coach, Stansbury's teams have gone to the postseason 18 times, with Top 5 seeds in the NCAA Tournament in 2016 (3), 2004 (2), 2003 (5), 2002 (3), 1996 (5) and 1995 (5) and in the NIT in 2012 (4), 2010 (1), and 2007 (1).

The veteran head coach made his name over a 22-year run at Mississippi State, including the final 14 as head coach (1999-2012), where he compiled a career record of 293-166 (.638), led the Bulldogs to the postseason 11 times – with six NCAA appearances – and became Mississippi State's all-time wins leader in the process.

In his two seasons in College Station, working for head coach Billy Kennedy, Stansbury helped the Aggie coaching staff sign a consensus top-10 recruiting class, a class regarded as one of the best in school history, in 2015. This past season, with Stansbury serving as associate head coach, the Aggies set a school record for wins with 28 after a 21-12 campaign and third place SEC finish in his first season. Texas A&M's run to the Sweet 16 was the deepest the Aggies have advanced in the tournament in program history.

During Stansbury's final 10 years leading Mississippi State, only Kentucky won more SEC championships than his eight, and over his entire 14-year run at the helm, only Kentucky and Florida won more games. His 293 career victories are the 10th-most in SEC history. The Bulldogs won the SEC tournament in 2002 and 2009, the overall SEC championship in 2004 and dominated the league's Western Division during Stansbury's tenure, winning the side in 2003, 2004, 2007, 2008 and 2010.

His teams were also postseason regulars, appearing in the NCAA Tournament or NIT 11 of his 14 seasons as MSU's head coach including trips to the NCAA Tournament in four consecutive seasons (2002-2005) and consecutive appearances in 2008 and 2009 with NIT trips in 1999, 2001, 2007, 2010 and 2012. Including his time as an assistant, Mississippi State went to the postseason 15 times in 22 seasons.

Seven Bulldogs earned All-America honors, 23 were named All-SEC (11 first teamers), and he posted 20 or more wins in 10 seasons during his 14-year run as head coach. Prior to Stansbury taking over as head coach, MSU had just seven postseason tournament appearances and won at least 20 games just seven times in the school's previous 86 years of basketball competition.

Stansbury is, in every essence of the word, a winner.

THE STANSBURY FILE

PERSONAL

Born: Dec. 23, 1959

Hometown: Battletown, Ky.

Wife: Meo **Children:** Isaac, Noah, Luke

COACHING CAREER

1981-82: Campbellsville (student assistant)

1983-84: Cumberland (graduate assistant)

1985-90: Austin Peay (assistant coach)

1990-94: Mississippi State (assistant coach)

1994-98: Mississippi State (assoc. head coach)

1998-2012: Mississippi State (head coach)

2014-15: Texas A&M (assistant coach)

2015-16: Texas A&M (associate head coach)

2016-17: WKU (head coach)

Off the court, Stansbury's program graduated players at a rate never before seen at Mississippi State. Over his time as head coach, only Vanderbilt had a higher graduation rate in the SEC, and the Bulldogs were third in the SEC with 41 academic honorees in 14 years. Fans also came out in droves in Starkville to watch Stansbury's Bulldogs play. Of the Top 30 most attended games in MSU history, 26 came during Stansbury's run as head coach, including all of the Top 10. He was the only coach in MSU history to average more than 10,000 fans per game in SEC play (2003-04/10,209), and his Bulldogs played in front of an average of over 7,000 fans per night in six of his 14 seasons as head coach.

Stansbury also brings to The Hill a national reputation of success as evidenced by his 2004 SEC Associated Press Coach of the Year, finalist for National Coach of the Year, and District 17 NABC Coach of the Year awards. During the 2003-04 season, Stansbury's Bulldogs ranked as high as No. 4 in the AP poll and finished No. 8 that year, their third consecutive Top 25 finish in the final AP poll. As a recruiter, Stansbury is no stranger to sending players to the NBA ranks. Since 1996, Stansbury has nine lottery picks including the 5th overall pick in the 1999 Draft, Jonathan Bender (Toronto), the 10th overall pick in the 1996 Draft, Erick Dampier (Indiana), and Parade All-American and 2005's 40th overall pick, Monta Ellis (Golden State). Over a nine-year period in Starkville (2003-11), Stansbury signed five different top-20 recruiting classes. His 2005 class was rated the sixth-best nationally by Rivals.com while his final class in the spring of 2011 was No. 12 nationally by the outlet. The Class of 2015 at Texas A&M was rated No. 8 nationally by Rivals.com.

Before going to Starkville, Stansbury spent six seasons as an assistant at Austin Peay State University in Clarksville, Tenn. Working alongside the late Lake Kelly, APSU recorded three consecutive winning seasons including an Ohio Valley Conference tournament championship and NCAA Tournament second-round berth in 1986-87.

His 16-year career as an assistant prior to the MSU head coaching post began at his alma mater,

CAREER RECORD BY OPPONENT 2016-17 OPPONENTS IN BOLD>

TEAM	W-L	PCT
AKRON	0-2	.000
ALABAMA	16-14	.533
ALABAMA A&M	4-0	1.000
UAB	2-0	1.000
ALABAMA STATE	4-0	1.000
APPALACHIAN STATE	1-0	1.000
ARIZONA	2-1	.667
ARKANSAS	16-14	.533
ARKANSAS-LITTLE ROCK	3-0	1.000
ARKANSAS-PINE BLUFF	2-0	1.000
ARKANSAS STATE	2-0	1.000
AUBURN	16-12	.571
BAYLOR	0-1	.000
BELMONT	1-1	.500
BETHUNE-COOKMAN	1-0	1.000
BIRMINGHAM-SOUTHERN	1-0	1.000
BRADLEY	1-0	1.000
BUTLER	0-1	.000
CALIFORNIA	0-1	.000
CENTENARY	4-0	1.000
CHARLOTTE	2-1	.667
CHATTANOOGA	1-0	1.000
CINCINNATI	0-2	.000
CLEMSON	0-2	.000
COLORADO STATE	0-1	.000
DEPAUL	1-0	1.000
DETROIT	2-0	1.000
DUKE	0-1	.000
EAST TENNESSEE STATE	0-1	.000
EASTERN KENTUCKY	2-0	1.000
FAIRFIELD	1-0	1.000
FAIRLEIGH DICKINSON	1-0	1.000
FLORIDA	8-9	.471
FLORIDA A&M	2-0	1.000
FLORIDA ATLANTIC	1-1	.500
FLORIDA STATE	1-1	.500
GEORGE MASON	1-1	.500
GEORGIA	9-9	.500
GEORGIA STATE	2-0	1.000
HAWAII	0-1	.000
HOLY CROSS	1-0	1.000
HOUSTON	2-0	1.000
IDAHO	1-0	1.000
ILLINOIS-CHICAGO	1-0	1.000
JACKSON STATE	2-0	1.000
JACKSONVILLE	1-0	1.000
JACKSONVILLE STATE	5-0	1.000
KENTUCKY	4-13	.235
LAFAYETTE	1-0	1.000
LIBERTY	1-0	1.000
LOUISIANA-LAFAYETTE	3-2	.600
LOUISIANA-MONROE	4-0	1.000
LSU	18-13	.581
LOUISIANA TECH	3-0	1.000
LOYOLA MARYMOUNT	2-0	1.000
MASSACHUSETTS	0-1	.000
MCNEESE STATE	5-0	1.000
MEMPHIS	0-1	.000
MIAMI (FLA.)	1-1	.500
MIAMI-OHIO	0-1	.000
MISSISSIPPI VALLEY STATE	3-0	1.000
MISSOURI	1-1	.500
MISSOURI-KANSAS CITY	1-0	1.000
MONMOUTH	1-0	1.000
MONTANA STATE	1-1	.500
MURRAY STATE	1-0	1.000
NEW ORLEANS	4-0	1.000
NICHOLLS STATE	5-0	1.000
NORTHWESTERN	1-0	1.000
NORTHWESTERN STATE	2-1	.667
NORTH ALABAMA	1-0	1.000
NORTH CAROLINA	0-1	.000
NORTH CAROLINA A&T	2-0	1.000
NORTH TEXAS	1-0	1.000
OKLAHOMA	1-0	1.000
OLE MISS	21-8	.724

CAREER RECORD BY OPPONENT

2016-17 OPPONENTS IN BOLD>

TEAM	W-L	PCT
OLD DOMINION	1-0	1.000
OREGON	1-0	1.000
PITTSBURGH	1-0	1.000
RICHMOND	2-2	.500
RIDER	0-1	.000
RUTGERS	0-1	.000
SAINT MARY'S (CALIF.)	1-1	.500
SAM HOUSTON STATE	1-0	1.000
SAN DIEGO	2-1	.667
SANTA CLARA	2-0	1.000
SOUTH ALABAMA	7-1	.875
SOUTH CAROLINA	12-5	.706
SOUTH CAROLINA STATE	1-0	1.000
SOUTHEASTERN LOUISIANA	5-1	.833
SOUTHERN ILLINOIS	0-1	.000
SOUTHERN MISSISSIPPI	1-0	1.000
STANFORD	1-1	.500
ST. BONAVENTURE	2-0	1.000
SYRACUSE	0-1	.000
TENNESSEE	7-9	.438
TENNESSEE-MARTIN	4-0	1.000
TENNESSEE STATE	1-0	1.000
TEXAS	0-2	.000
TEXAS A&M	1-0	1.000
TEXAS A&M-CORPUS CHRISTI	2-0	1.000
TEXAS-PAN AMERICAN	1-0	1.000
TEXAS TECH	0-1	.000
TROY	3-0	1.000
TULANE	3-0	1.000
TULSA	0-1	.000
UC IRVINE	1-0	1.000
UCLA	1-0	1.000
UTAH STATE	1-0	1.000
VALPARAISO	0-1	.000
VANDERBILT	11-8	.579
VIRGINIA TECH	1-1	.500
WASHINGTON	0-2	.000
WASHINGTON STATE	0-2	.000
WEST VIRGINIA	1-1	.500
WESTERN KENTUCKY	3-1	.750
WINTHROP	0-1	.000
WRIGHT STATE	1-0	1.000
XAVIER	3-1	.750
TOTALS	296-168	.638

Campbellsville, during the 1981-82 season as he worked toward earning a double major in business and physical education. He then moved on to work for Randy Vernon at Cumberland in Williamsburg where he earned his master's in Business Education. In 1983-84, the team went 31-5 and earned a second-round appearance in the NAIA Tournament. In October 1999, Stansbury was honored by the Campbellsville Alumni Association as a proud recipient of the school's Distinguished Alumni Award.

Stansbury's connection to The Hill goes back well before his hiring as head coach to his great uncle, Edgar B. Stansbury, a 1994 WKU Athletics Hall of Famer as a three-sport athlete (baseball, basketball, football), football assistant coach under W.L. "Gander" Terry, and Director of Athletics in 1946 after serving his country in World War II. The concourse inside E.A. Diddle Arena is named in E.B. Stansbury's honor.

STANSBURY'S NBA DRAFT PICKS

Erick Dampier* - 1996 - 10th (Indiana Pacers)
Dontae' Jones* - 1996 - 21st (New York Knicks)
Tyrone Washington - 1999 - 44th (Rockets)
Mario Austin - 2003 - 36th (Chicago Bulls)
Derrick Zimmerman - 2003 - 40th (Golden State)
Lawrence Roberts - 2005 - 55th (SuperSonics)
Jarvis Varnado - 2010 - 41st (Miami Heat)
Arnett Moultrie - 2012 - 27th (Miami Heat)

* As Mississippi State assistant

Stansbury is married to the former Meo Mellen of Roanoke, Va. The couple has three sons, Isaac, Noah and Luke.



HEAD COACHING RECORD

1998-99: Mississippi State.....	20-13^
1999-00: Mississippi State.....	14-16
2000-01: Mississippi State.....	18-13^
2001-02: Mississippi State.....	27-8*#
2002-03: Mississippi State.....	21-10*%
2003-04: Mississippi State.....	26-4*%
2004-05: Mississippi State.....	23-11*
2005-06: Mississippi State.....	15-15
2006-07: Mississippi State.....	21-14^%
2007-08: Mississippi State.....	23-11*%
2008-09: Mississippi State.....	23-13*#
2009-10: Mississippi State.....	24-12^%
2010-11: Mississippi State.....	17-14
2011-12: Mississippi State.....	21-12^
2016-17: WKU.....	3-2

296-168 (.638)

(*) NCAA Tournament appearance

(^) NIT appearance

(#) SEC Tournament champions

(%) SEC Western Conference champions

STANSBURY'S COACHING ACCOLADES

CHAMPIONSHIPS

- **SEC WESTERN CONFERENCE CHAMPIONSHIPS** (2003, 2004, 2007, 2008, 2010)
- **SEC TOURNAMENT CHAMPIONS** (2002, 2009)
- **OVERALL SEC CHAMPION** (2004)

POSTSEASON EXPERIENCE AS HEAD COACH

- **NCAA** (2002, 2003, 2004, 2005, 2008, 2009)
- **NIT** (1999, 2001, 2007, 2010, 2012)

AS ASSISTANT

- **NCAA** (1987, 1991, 1995 - SWEET 16, 1996 - FINAL FOUR, 2016 - SWEET 16)
- **NIT** (1990, 1994)

AWARDS

- **SEC COACH OF THE YEAR** (2004)
- **DISTRICT 17 NABC COACH OF THE YEAR** (2004)



#1 TOBIAS HOWARD

FRESHMAN | GUARD | 6-2 | 185 | HS
LITHONIA, GA. (DME ACADEMY)

Opp.	GS	Min	FG	A	Pct	3FG	A	Pct	FT	A	Pct	O	D	T	PF	FO	A	TO	B	S	Pts
ALABAMA STATE		14	2	4	.500	2	3	.667	0	0	.000	1	2	3	0	0	2	1	0	0	6
JACKSONVILLE ST.		6	1	1	1.000	1	1	1.000	0	0	.000	0	0	0	0	0	0	0	0	0	3
at Belmont		9	0	0	.000	0	0	.000	0	0	.000	1	0	1	1	0	0	1	0	1	0
NC A&T		11	1	3	.333	0	1	.000	0	0	.000	0	0	0	0	0	0	0	0	0	2
vs. Washington		17	3	7	.429	1	4	.250	0	0	.000	1	1	2	2	0	0	2	1	0	7
vs. TCU/UNLV																					
at Eastern Ky.																					
at Missouri																					
at Indiana State																					
at Saint Mary's																					
at Detroit																					
OHIO																					
AUSTIN PEAY																					
at Fla. Atlantic																					
at FIU																					
CHARLOTTE																					
OLD DOMINION																					
at UAB																					
at Middle Tenn.																					
at Marshall																					
UTEP																					
UTSA																					
at LA Tech																					
at Southern Miss																					
MARSHALL																					
MIDDLE TENN.																					
UAB																					
at Charlotte																					
at Old Dominion																					
NORTH TEXAS																					
RICE																					

SEASON/CAREER HIGHS AT WKU

POINTS

Season	7, vs. Washington, 11/25/16
Career	Same

REBOUNDS

Season	3, vs. Alabama State, 11/12/16
Career	Same

FIELD GOALS

Season	3, vs. Washington, 11/25/16
Career	Same

FIELD GOALS ATTEMPTED

Season	7, vs. Washington, 11/25/16
Career	Same

THREE-POINT FIELD GOALS

Season	2, vs. Alabama State, 11/12/16
Career	Same

THREE-POINT FIELD GOALS ATTEMPTED

Season	4, vs. Washington, 11/25/16
Career	Same

FREE THROWS

Season	0
Career	Same

FREE THROWS ATTEMPTED

Season	0
Career	Same

ASSISTS

Season	2, vs. Alabama State, 11/12/16
Career	Same

BLOCKED SHOTS

Season	1, vs. Washington, 11/25/16
Career	Same

STEALS

Season	1, at Belmont, 11/19/16
Career	Same

MINUTES PLAYED

Season	17, vs. Washington, 11/25/16
Career	Same

QUICK-HITTERS

- Set new career highs for points (7) and minutes (17) against Washington on Nov. 25, 2016
- Hit two 3-pointers in his college debut vs. Alabama State on Nov. 12, 2016
- Played fifth prep year at DME Academy in Daytona Beach, Fla., during the 2015-16 season
- Averaged 14.6 points, 4.9 rebounds and 2.8 assists per game for DME Academy, shooting

CAREER STATISTICS

Year	GP	GS	Min	Avg	FG	FGA	Pct	3FG	FGA	Pct	FT	FTA	Pct	Off	Def	Tot	Avg	PF	FO	Ast	TO	Blk	Stl	Pts	Avg
2016-17	5	0	57	11.4	7	15	.467	4	9	.444	0	0	.000	3	3	6	1.2	3	0	2	4	1	1	18	3.6
TOTAL	5	0	57	11.4	7	15	.467	4	9	.444	0	0	.000	3	3	6	1.2	3	0	2	4	1	1	18	3.6



#3 DAMARI PARRIS

FRESHMAN | GUARD | 6-0 | 160 | HS
BOWIE, MD. (EVELYN MACK ACADEMY)

Opp.	GS	Min	FG	A	Pct	3FG	A	Pct	FT	A	Pct	O	D	T	PF	FO	A	TO	B	S	Pts
ALABAMA STATE		12	0	1	.000	0	0	.000	2	2	1.000	1	0	1	1	0	0	1	0	0	2
JACKSONVILLE ST.		8	0	1	.000	0	0	.000	0	0	.000	0	2	2	1	0	1	2	0	0	0
at Belmont		14	3	6	.500	0	1	.000	0	0	.000	0	1	1	2	0	0	1	0	0	6
NC A&T		19	1	5	.200	0	2	.000	0	0	.000	1	1	2	1	0	4	2	0	2	2
vs. Washington		14	0	6	.000	0	0	.000	0	0	.000	0	1	1	3	0	1	1	0	0	0
vs. TCU/UNLV																					
at Eastern Ky.																					
at Missouri																					
at Indiana State																					
at Saint Mary's																					
at Detroit																					
OHIO																					
AUSTIN PEAY																					
at Fla. Atlantic																					
at FIU																					
CHARLOTTE																					
OLD DOMINION																					
at UAB																					
at Middle Tenn.																					
at Marshall																					
UTEP																					
UTSA																					
at LA Tech																					
at Southern Miss																					
MARSHALL																					
MIDDLE TENN.																					
UAB																					
at Charlotte																					
at Old Dominion																					
NORTH TEXAS																					
RICE																					

SEASON/CAREER HIGHS AT WKU

POINTS

Season	6, at Belmont, 11/19/16
Career	Same

REBOUNDS

Season	2, 2x, last vs. N.C. A&T, 11/22/16
Career	Same

FIELD GOALS

Season	3, at Belmont, 11/19/16
Career	Same

FIELD GOALS ATTEMPTED

Season	6, 2x, last vs. Washington, 11/25/16
Career	Same

THREE-POINT FIELD GOALS

Season	0
Career	Same

THREE-POINT FIELD GOALS ATTEMPTED

Season	2, vs. N.C. A&T, 11/22/16
Career	Same

FREE THROWS

Season	2, vs. Alabama State, 11/12/16
Career	Same

FREE THROWS ATTEMPTED

Season	2, vs. Alabama State, 11/12/16
Career	Same

ASSISTS

Season	4, vs. N.C. A&T, 11/22/16
Career	Same

BLOCKED SHOTS

Season	0
Career	Same

STEALS

Season	2, vs. N.C. A&T, 11/22/16
Career	Same

MINUTES PLAYED

Season	19, vs. N.C. A&T, 11/22/16
Career	Same

QUICK-HITTERS

- Tallied career-high four assists and two steals in 19 minutes vs. North Carolina A&T on Nov. 22, 2016
- Scored his first career field goal at Belmont on Nov. 19, 2016, and tallied six points in 14 minutes
- Netted two free throws in his first college game vs. Alabama State on Nov. 12, 2016, for his first career points
- Averaged 25 points and six assists as a senior at Evelyn Mack Academy in Charlotte, N.C.
- Scored 38 points against Oak Hill Academy, 34 points against Hargrave Military Academy, 34 points against 22ft Academy and 26 points against Huntington Prep Academy

CAREER STATISTICS

Year	GP	GS	Min	Avg	FG	FGA	Pct	3FG	FGA	Pct	FT	FTA	Pct	Off	Def	Tot	Avg	PF	FO	Ast	TO	Blk	Stl	Pts	Avg
2016-17	5	0	67	13.4	4	19	.211	0	3	.000	2	2	1.000	2	5	7	1.4	8	0	6	7	0	2	10	2.0
TOTAL	5	0	67	13.4	4	19	.211	0	3	.000	2	2	1.000	2	5	7	1.4	8	0	6	7	0	2	10	2.0



#5 JUNIOR LOMOMBA

RS-SENIOR | GUARD | 6-5 | 205 | TR

MONTREAL, QUEBEC, CANADA (PROVIDENCE)

Opp.	GS	Min	FG	A	Pct	3FG	A	Pct	FT	A	Pct	O	D	T	PF	FO	A	TO	B	S	Pts
ALABAMA STATE	*	28	1	5	.200	1	1	1.000	6	6	1.000	0	6	6	0	0	3	3	0	0	9
JACKSONVILLE ST.	*	33	2	6	.333	0	2	.000	7	7	1.000	0	2	2	2	0	7	4	0	1	11
at Belmont	*	30	3	9	.333	0	2	.000	0	1	.000	0	0	0	2	0	5	3	0	0	6
NC A&T	*	21	0	3	.000	0	1	.000	2	2	1.000	0	0	0	5	1	2	2	0	0	2
vs. Washington	*	26	1	7	.143	0	1	.000	0	1	.000	0	2	2	1	0	4	5	0	0	2
vs. TCU/UNLV																					
at Eastern Ky.																					
at Missouri																					
at Indiana State																					
at Saint Mary's																					
at Detroit																					
OHIO																					
AUSTIN PEAY																					
at Fla. Atlantic																					
at FIU																					
CHARLOTTE																					
OLD DOMINION																					
at UAB																					
at Middle Tenn.																					
at Marshall																					
UTEP																					
UTSA																					
at LA Tech																					
at Southern Miss																					
MARSHALL																					
MIDDLE TENN.																					
UAB																					
at Charlotte																					
at Old Dominion																					
NORTH TEXAS																					
RICE																					

SEASON/CAREER HIGHS AT WKU

POINTS

Season 11, vs. Jacksonville State, 11/16/16
Career Same

REBOUNDS

Season 6, vs. Alabama State, 11/12/16
Career Same

FIELD GOALS

Season 3, at Belmont, 11/19/16
Career Same

FIELD GOALS ATTEMPTED

Season 9, at Belmont, 11/19/16
Career Same

THREE-POINT FIELD GOALS

Season 1, vs. Alabama State, 11/12/16
Career Same

THREE-POINT FIELD GOALS ATTEMPTED

Season 2, 2x, last at Belmont, 11/19/16
Career Same

FREE THROWS

Season 7, vs. Jacksonville State, 11/16/16
Career Same

FREE THROWS ATTEMPTED

Season 7, vs. Jacksonville State, 11/16/16
Career Same

ASSISTS

Season 7, vs. Jacksonville State, 11/16/16
Career Same

BLOCKED SHOTS

Season 0
Career Same

STEALS

Season 1, vs. Jacksonville State, 11/16/16
Career Same

MINUTES PLAYED

Season 33, vs. Jacksonville State, 11/16/16
Career Same

QUICK-HITTERS

- Set new career high with seven assists against Jacksonville State on Nov. 16, 2016
- Registered nine points, six rebounds and three assists in his Hilltopper debut vs. Alabama State on Nov. 12, 2016
- Reached NCAA Tournament last two seasons with Providence, starting 34 games in 2015-16
- Graduated in 2016 and is enrolled in graduate school at WKU studying intercollegiate athletic administration
- Won two state titles as a prep player at Madison (Wis.) Memorial High School
- Originally from Montreal, Quebec, Canada, and speaks French

CAREER STATISTICS

Year	GP	GS	Min	Avg	FG	FGA	Pct	3FG	FGA	Pct	FT	FTA	Pct	Off	Def	Tot	Avg	PF	FO	Ast	TO	Blk	Stl	Pts	Avg
CLEVELAND STATE																									
2012-13	25	3	462	18.5	39	121	.322	12	33	.364	55	80	.688	23	35	58	2.3	43	1	31	40	1	20	145	5.8
PROVIDENCE																									
2013-14	Sat out per NCAA transfer rules																								
2014-15	31	13	344	11.1	15	46	.326	2	11	.182	21	32	.656	11	26	37	1.2	27	0	13	13	1	8	53	1.7
2015-16	35	34	855	24.4	63	156	.404	15	47	.319	43	64	.672	28	60	88	2.5	63	0	68	44	1	13	184	5.3
WKU																									
2016-17	5	5	126	27.6	7	30	.233	1	7	.143	15	17	.882	0	10	10	2.0	10	1	21	17	0	1	30	6.0
TOTAL	96	55	1,799	18.7	124	353	.351	30	98	.306	134	193	.694	62	131	193	2.0	143	2	133	114	3	42	412	4.3



#12 PANCAKE THOMAS

RS- SENIOR | GUARD | 6-4 | 195 | TR
BATON ROUGE, LA. (HARTFORD)

Opp.	GS	Min	FG	A	Pct	3FG	A	Pct	FT	A	Pct	O	D	T	PF	FO	A	TO	B	S	Pts
ALABAMA STATE	*	34	3	11	.273	1	3	.333	8	8	1.000	0	2	2	0	0	4	2	0	0	15
JACKSONVILLE ST.	*	36	5	10	.500	4	7	.571	0	0	.000	0	0	0	2	0	2	2	0	0	14
at Belmont	*	37	2	9	.222	0	2	.000	4	4	1.000	1	5	6	1	0	1	1	0	2	8
NC A&T	*	35	4	7	.571	1	3	.333	4	5	.800	0	3	3	1	0	1	2	0	0	13
vs. Washington	*	33	4	14	.286	1	4	.250	1	1	1.000	2	2	4	1	0	1	1	0	1	10
vs. TCU/UNLV																					
at Eastern Ky.																					
at Missouri																					
at Indiana State																					
at Saint Mary's																					
at Detroit																					
OHIO																					
AUSTIN PEAY																					
at Fla. Atlantic																					
at FIU																					
CHARLOTTE																					
OLD DOMINION																					
at UAB																					
at Middle Tenn.																					
at Marshall																					
UTEP																					
UTSA																					
at LA Tech																					
at Southern Miss																					
MARSHALL																					
MIDDLE TENN.																					
UAB																					
at Charlotte																					
at Old Dominion																					
NORTH TEXAS																					
RICE																					

SEASON/CAREER HIGHS AT WKU

POINTS

Season 15, vs. Alabama State, 11/12/16
Career Same

REBOUNDS

Season 6, at Belmont, 11/19/16
Career Same

FIELD GOALS

Season 5, vs. Jacksonville State, 11/16/16
Career Same

FIELD GOALS ATTEMPTED

Season 14, vs. Washington, 11/25/16
Career Same

THREE-POINT FIELD GOALS

Season 4, vs. Jacksonville State, 11/16/16
Career Same

THREE-POINT FIELD GOALS ATTEMPTED

Season 7, vs. Jacksonville State, 11/16/16
Career Same

FREE THROWS

Season 8, vs. Alabama State, 11/12/16
Career Same

FREE THROWS ATTEMPTED

Season 8, vs. Alabama State, 11/12/16
Career Same

ASSISTS

Season 4, vs. Alabama State, 11/12/16
Career Same

BLOCKED SHOTS

Season 0
Career Same

STEALS

Season 2, at Belmont, 11/19/16
Career Same

MINUTES PLAYED


Season 37, at Belmont, 11/19/16
Career Same

QUICK-HITTERS

- Scored 15 points with four assists in his Hilltopper debut vs. Alabama State on Nov. 12, 2016
- Graduated in 2016 and is enrolled in graduate school at WKU studying intercollegiate athletic administration
- Averaged 18.9 points, 6.4 rebounds, and 2.8 assists last season at Hartford
- Only player in the America East to finish in the league's top 10 in points, rebounds, assists and steals last season
- Reached NCAA Tournament in first two seasons at New Mexico
- Won Louisiana state title as senior at Scotlandville Magnet School in Baton Rouge, La.
- Real first name is "Cleveland" and was nicknamed "Pancake" as a child by his grandmother

CAREER STATISTICS

Year	GP	GS	Min	Avg	FG	FGA	Pct	3FG	FGA	Pct	FT	FTA	Pct	Off	Def	Tot	Avg	PF	FO	Ast	TO	Blk	Stl	Pts	Avg
NEW MEXICO																									
2012-13	34	2	217	6.4	12	31	.387	0	3	.000	14	18	.778	8	20	28	0.8	23	0	17	11	0	4	38	1.1
2013-14	33	10	513	15.5	39	115	.339	21	59	.356	34	39	.872	28	52	80	2.4	30	0	25	18	1	8	133	4.0
HARTFORD																									
2014-15	Sat out per NCAA transfer rules																								
2015-16	30	28	1,038	34.6	178	407	.437	81	190	.426	129	156	.827	30	163	193	6.4	72	0	84	53	6	36	566	18.9
WKU																									
2016-17	5	5	175	35.0	18	51	.353	7	19	.368	17	18	.944	3	12	15	3.0	1	0	1	8	0	3	60	12.0
TOTAL	102	45	1,943	19.0	247	604	.409	109	271	.402	194	231	.840	69	247	316	3.1	130	0	135	90	7	51	797	7.8



#14 BEN LAWSON

SENIOR | FORWARD | 7-1 | 235 | 3L
HITCHIN, ENGLAND (OAKLANDS COLLEGE)

Opp.	GS	Min	FG	A	Pct	3FG	A	Pct	FT	A	Pct	O	D	T	PF	FO	A	TO	B	S	Pts
ALABAMA STATE	*	21	3	5	.600	0	0	.000	2	4	.500	2	4	6	0	0	0	1	1	0	8
JACKSONVILLE ST.	*	26	3	7	.429	0	0	.000	2	3	.667	1	4	5	1	0	0	0	2	1	8
at Belmont	*	27	4	7	.571	0	1	.000	1	2	.500	0	4	4	1	0	0	3	3	0	9
NC A&T	*	23	4	6	.667	0	0	.000	5	7	.714	3	4	7	1	0	0	0	2	0	13
vs. Washington	*	15	0	0	.000	0	0	.000	0	2	.000	1	3	4	4	0	0	3	5	0	0
vs. TCU/UNLV																					
at Eastern Ky.																					
at Missouri																					
at Indiana State																					
at Saint Mary's																					
at Detroit																					
OHIO																					
AUSTIN PEAY																					
at Fla. Atlantic																					
at FIU																					
CHARLOTTE																					
OLD DOMINION																					
at UAB																					
at Middle Tenn.																					
at Marshall																					
UTEP																					
UTSA																					
at LA Tech																					
at Southern Miss																					
MARSHALL																					
MIDDLE TENN.																					
UAB																					
at Charlotte																					
at Old Dominion																					
NORTH TEXAS																					
RICE																					

SEASON/CAREER HIGHS AT WKU

POINTS

Season 13, vs. N.C. A&T, 11/22/16
Career 14, vs. UAB, 01/28/16

REBOUNDS

Season 7, vs. N.C. A&T, 11/22/16
Career 12, 2x, last vs. Alabama A&M, 12/16/15

FIELD GOALS

Season 4, 2x, last vs. N.C. A&T, 11/22/16
Career 5, 2x, last vs. Camp. (Ky.), 11/14/15

FIELD GOALS ATTEMPTED

Season 7, 2x, last at Belmont, 11/19/16
Career 11, vs. Florida Atlantic, 01/09/16

THREE-POINT FIELD GOALS

Season 0
Career 1, at Marshall, 01/03/16

THREE-POINT FIELD GOALS ATTEMPTED

Season 1, at Belmont, 11/19/16
Career 1, 4x, last at Belmont, 11/19/16

FREE THROWS

Season 5, vs. N.C. A&T, 11/22/16
Career 6, vs. UAB, 01/28/16

FREE THROWS ATTEMPTED

Season 7, vs. N.C. A&T, 11/22/16
Career 7, 2x, last vs. N.C. A&T, 11/22/16

ASSISTS

Season 0
Career 3, 2x, last vs. Brescia (Ky.), 12/27/14

BLOCKED SHOTS

Season 5, vs. Washington, 11/25/16
Career 6, 2x, last vs. Brescia (Ky.), 12/28/15

STEALS

Season 1, vs. Jacksonville State, 11/16/16
Career 3, vs. Marshall, 03/11/15

MINUTES PLAYED

Season 27, at Belmont, 11/19/16
Career 33, 2x, last vs. Florida Atlantic, 01/09/16

QUICK-HITTERS

- Blocked season-high five shots vs. Washington on Nov 25, 2016
- Notched season-high 13 points and seven rebounds with two blocks against North Carolina A&T on Nov. 22, 2016
- Blocked 66 shots in 2015-16, the seventh-most in a season in WKU history, and ranked fifth in Conference USA with 1.9 blocks per game
- One of four Hilltoppers – along with Jeremy Evans, Elgrace Wilborn and Chris Marcus – with at least 50 blocks in multiple seasons
- Has played for Great Britain's National Team three times in the FIBA European Championships, most recently in 2015 in the U20 championships

CAREER STATISTICS

Year	GP	GS	Min	Avg	FG	FGA	Pct	3FG	FGA	Pct	FT	FTA	Pct	Off	Def	Tot	Avg	PF	FO	Ast	TO	Blk	Stl	Pts	Avg
2013-14	12	2	95	7.9	8	17	.471	0	2	.000	8	12	.667	6	12	18	1.5	16	1	2	6	9	1	24	2.0
2014-15	32	8	602	18.8	49	84	.583	0	0	.000	25	51	.490	35	68	103	3.2	71	0	21	27	53	14	123	3.8
2015-16	34	11	547	16.1	57	96	.594	1	1	1.000	56	73	.767	37	75	112	3.3	91	6	13	37	66	11	171	5.0
2016-17	5	5	112	22.4	14	25	.560	0	1	.000	10	18	.556	7	19	26	5.2	7	0	0	7	13	1	38	7.6
TOTAL	83	26	1,356	16.3	128	222	.577	1	4	.250	99	154	.643	85	174	259	3.1	185	7	36	77	141	27	356	4.3



#15 TYLER MILLER

JUNIOR | GUARD | 6-4 | 185 | TR
LOUISVILLE, KY. (MARSHALLTOWN CC)

Opp.	GS	Min	FG	A	Pct	3FG	A	Pct	FT	A	Pct	O	D	T	PF	FO	A	TO	B	S	Pts
ALABAMA STATE	1		0	0	.000	0	0	.000	0	0	.000	0	0	0	0	0	0	0	0	0	0
JACKSONVILLE ST.	DNP																				
at Belmont	1		0	0	.000	0	0	.000	0	0	.000	0	0	0	0	0	0	0	0	0	0
NC A&T	2		0	0	.000	0	0	.000	0	0	.000	0	0	0	0	0	1	0	0	0	0
vs. Washington	2		0	0	.000	0	0	.000	0	0	.000	0	0	0	0	0	0	0	0	1	0
vs. TCU/UNLV																					
at Eastern Ky.																					
at Missouri																					
at Indiana State																					
at Saint Mary's																					
at Detroit																					
OHIO																					
AUSTIN PEAY																					
at Fla. Atlantic																					
at FIU																					
CHARLOTTE																					
OLD DOMINION																					
at UAB																					
at Middle Tenn.																					
at Marshall																					
UTEP																					
UTSA																					
at LA Tech																					
at Southern Miss																					
MARSHALL																					
MIDDLE TENN.																					
UAB																					
at Charlotte																					
at Old Dominion																					
NORTH TEXAS																					
RICE																					

SEASON/CAREER HIGHS AT WKU

POINTS

Season	0
Career	Same

REBOUNDS

Season	0
Career	Same

FIELD GOALS

Season	0
Career	Same

FIELD GOALS ATTEMPTED

Season	0
Career	Same

THREE-POINT FIELD GOALS

Season	0
Career	Same

THREE-POINT FIELD GOALS ATTEMPTED

Season	0
Career	Same

FREE THROWS

Season	0
Career	Same

FREE THROWS ATTEMPTED

Season	0
Career	Same

ASSISTS

Season	1, vs. N.C. A&T, 11/22/16
Career	Same

BLOCKED SHOTS

Season	0
Career	Same

STEALS

Season	1, vs. Washington, 11/25/16
Career	Same

MINUTES PLAYED

Season	2, 2x, last vs. Washington, 11/25/16
Career	Same

QUICK-HITTERS

- Registered first assist as a Hilltopper against North Carolina A&T on Nov. 22, 2016
- Made Hilltopper debut on Nov. 12, 2016, against Alabama State
- Appeared in 59 games over two seasons at Marshalltown Community College, including 53 starts
- Averaged 8.5 points, 4.1 rebounds, 4.1 assists and 1.7 steals as a sophomore
- Named Defensive Player of the Year in his final prep season at 22ft Academy
- Previously played basketball, football and track at Louisville Male High School
- Mother played basketball at the University of Louisville.

CAREER STATISTICS

Year	GP	GS	Min	Avg	FG	FGA	Pct	3FG	FGA	Pct	FT	FTA	Pct	Off	Def	Tot	Avg	PF	FO	Ast	TO	Blk	Stl	Pts	Avg
MARSHALLTOWN COMMUNITY COLLEGE																									
2014-15	28	22	652	23.3	37	112	.330	1	9	.111	29	49	.592	18	45	63	2.3	50	1	49	36	14	27	104	3.7
2015-16	31	31	843	27.2	92	214	.430	8	31	.258	70	127	.551	32	95	127	4.1	62	0	126	76	6	54	262	8.5
WKU																									
2016-17	4	0	6	1.5	0	0	.000	0	0	.000	0	0	.000	0	0	0	0.0	0	0	1	0	0	1	0	0.0
WKU TOTAL	4	0	6	1.5	0	0	.000	0	0	.000	0	0	.000	0	0	0	0.0	0	0	1	0	0	1	0	0.0



#21 MARKO STAJKOVSKI

FRESHMAN | GUARD | 6-7 | 195 | HS
NOVI SAD, SERBIA (E-GIMNAZIJA NOVI SAD)

Opp.	GS	Min	FG	A	Pct	3FG	A	Pct	FT	A	Pct	O	D	T	PF	FO	A	TO	B	S	Pts
ALABAMA STATE	DNP																				
JACKSONVILLE ST.	DNP																				
at Belmont	1	0	0	.000	0	0	.000	0	0	.000	0	0	0	0	0	0	0	0	0	0	0
NC A&T	2	0	0	.000	0	0	.000	0	0	.000	0	1	1	0	0	0	0	0	0	0	0
vs. Washington	DNP																				
vs. TCU/UNLV																					
at Eastern Ky.																					
at Missouri																					
at Indiana State																					
at Saint Mary's																					
at Detroit																					
OHIO																					
AUSTIN PEAY																					
at Fla. Atlantic																					
at FIU																					
CHARLOTTE																					
OLD DOMINION																					
at UAB																					
at Middle Tenn.																					
at Marshall																					
UTEP																					
UTSA																					
at LA Tech																					
at Southern Miss																					
MARSHALL																					
MIDDLE TENN.																					
UAB																					
at Charlotte																					
at Old Dominion																					
NORTH TEXAS																					
RICE																					

SEASON/CAREER HIGHS AT WKU

POINTS

Season	0
Career	0

REBOUNDS

Season	1, vs. N.C. A&T, 11/22/16
Career	0

FIELD GOALS

Season	0
Career	0

FIELD GOALS ATTEMPTED

Season	0
Career	0

THREE-POINT FIELD GOALS

Season	0
Career	0

THREE-POINT FIELD GOALS ATTEMPTED

Season	0
Career	0

FREE THROWS

Season	0
Career	0

FREE THROWS ATTEMPTED

Season	0
Career	0

ASSISTS

Season	0
Career	0

BLOCKED SHOTS

Season	0
Career	0

STEALS

Season	0
Career	0

MINUTES PLAYED

Season	2, vs. N.C. A&T, 11/22/16
Career	0

QUICK-HITTERS

- Grabbed first career rebound against North Carolina A&T on Nov. 22, 2016
- Made college debut at Belmont on Nov. 19, 2016, and registered one minute
- Won Hungarian National Championship with Szolnoki Olaj while attending E-Gimnazija Novi Sad in Serbia
- Competed for Crvena Zvezda Junior Team in Belgrade, Serbia, winning the Euroleague Basketball International Junior Tournament

CAREER STATISTICS

Year	GP	GS	Min	Avg	FG	FGA	Pct	3FG	FGA	Pct	FT	FTA	Pct	Off	Def	Tot	Avg	PF	FO	Ast	TO	Blk	Stl	Pts	Avg
2016-17	2	0	3	1.5	0	0	.000	0	0	.000	0	0	.000	0	1	1	0.5	0	0	0	0	0	0	0	0.0
TOTAL	2	0	3	1.5	0	0	.000	0	0	.000	0	0	.000	0	1	1	0.5	0	0	0	0	0	0	0	0.0



#23 JUSTIN JOHNSON

JUNIOR | FORWARD | 6-7 | 240 | 2L
HAZARD, KY. (PERRY COUNTY CENTRAL HS)

Opp.	GS	Min	FG	A	Pct	3FG	A	Pct	FT	A	Pct	O	D	T	PF	FO	A	TO	B	S	Pts
ALABAMA STATE	*	28	3	8	.375	0	2	.000	3	6	.500	0	7	7	1	0	0	3	1	1	9
JACKSONVILLE ST.	*	36	6	14	.429	2	4	.500	3	3	1.000	4	6	10	0	0	1	0	1	0	17
at Belmont	*	30	7	11	.636	3	4	.750	0	1	.000	1	8	9	2	0	2	2	1	0	17
NC A&T	*	25	2	5	.400	0	0	.000	8	8	1.000	3	7	10	3	0	3	3	2	0	12
vs. Washington	*	32	2	9	.222	0	1	.000	1	2	.500	3	8	11	2	0	2	0	0	0	5
vs. TCU/UNLV																					
at Eastern Ky.																					
at Missouri																					
at Indiana State																					
at Saint Mary's																					
at Detroit																					
OHIO																					
AUSTIN PEAY																					
at Fla. Atlantic																					
at FIU																					
CHARLOTTE																					
OLD DOMINION																					
at UAB																					
at Middle Tenn.																					
at Marshall																					
UTEP																					
UTSA																					
at LA Tech																					
at Southern Miss																					
MARSHALL																					
MIDDLE TENN.																					
UAB																					
at Charlotte																					
at Old Dominion																					
NORTH TEXAS																					
RICE																					

SEASON/CAREER HIGHS AT WKU

POINTS

Season	17, 2x, last at Belmont, 11/19/16
Career	25, vs. FIU, 01/07/16

REBOUNDS

Season	11, vs. Washington, 11/25/16
Career	15, 2x, last vs. UAB, 03/10/16

FIELD GOALS

Season	7, at Belmont, 11/19/16
Career	11, at Marshall, 01/03/16

FIELD GOALS ATTEMPTED

Season	14, vs. Jacksonville State, 11/16/16
Career	18, vs. Stony Brook, 11/21/15

THREE-POINT FIELD GOALS

Season	3, at Belmont, 11/19/16
Career	Same

THREE-POINT FIELD GOALS ATTEMPTED

Season	4, 2x, last at Belmont, 11/19/16
Career	Same

FREE THROWS

Season	8, vs. N.C. A&T, 11/22/16
Career	11, vs. FIU, 01/07/16

FREE THROWS ATTEMPTED

Season	8, vs. N.C. A&T, 11/22/16
Career	11, 2x, last vs. FIU, 01/07/16

ASSISTS

Season	3, vs. N.C. A&T, 11/22/16
Career	4, 3x, last vs. UAB, 03/10/16

BLOCKED SHOTS

Season	2, vs. N.C. A&T, 11/22/16
Career	3, vs. Campbellsville (Ky.), 11/14/15

STEALS

Season	1, vs. Alabama State, 11/12/16
Career	2, 7x, last at UAB, 02/27/16

MINUTES PLAYED

Season	36, vs. Jacksonville State, 11/16/16
Career	38, vs. LA Tech, 03/05/16

QUICK-HITTERS

- Knocked down a career-high three 3-pointers at Belmont on Nov. 19, 2016
- Named to Conference USA Preseason All-Conference Team
- Averaged 14.9 points and 7.9 rebounds per game, becoming the first Hilltopper to lead the team in both categories since Derrick Gordon in 2011-12
- Ranked second in C-USA and in the top 20 in the nation in field goal percentage at 60.2 percent
- His 507 points last season were the seventh-most ever by a Hilltopper sophomore
- Needs 289 points to reach 1,000 for his career

CAREER STATISTICS

Year	GP	GS	Min	Avg	FG	FGA	Pct	3FG	FGA	Pct	FT	FTA	Pct	Off	Def	Tot	Avg	PF	FO	Ast	TO	Blk	Stl	Pts	Avg
2014-15	31	1	482	15.5	60	119	.504	0	3	.000	29	67	.433	46	80	126	4.1	48	0	22	18	14	13	149	4.8
2015-16	34	26	984	28.9	197	327	.602	1	9	.111	112	166	.675	102	168	270	7.9	73	3	48	58	19	16	507	14.9
2016-17	5	5	151	30.2	20	47	.426	5	11	.455	15	20	.750	11	36	47	9.4	8	0	8	8	5	1	60	12.0
TOTAL	70	32	1,617	23.1	277	493	.562	6	23	.261	156	253	.617	159	284	443	6.3	129	3	78	84	38	30	716	10.2



#24 WILLIE CARMICHAEL

RS-SOPHOMORE | FORWARD | 6-8 | 210 | RS
APOPKA, FLA. (UNIV. OF TENNESSEE)

Opp.	GS	Min	FG	A	Pct	3FG	A	Pct	FT	A	Pct	O	D	T	PF	FO	A	TO	B	S	Pts
ALABAMA STATE		DNP																			
JACKSONVILLE ST.		DNP																			
at Belmont		DNP																			
NC A&T		DNP																			
vs. Washington		DNP																			
vs. TCU/UNLV																					
at Eastern Ky.																					
at Missouri																					
at Indiana State																					
at Saint Mary's																					
at Detroit																					
OHIO																					
AUSTIN PEAY																					
at Fla. Atlantic																					
at FIU																					
CHARLOTTE																					
OLD DOMINION																					
at UAB																					
at Middle Tenn.																					
at Marshall																					
UTEP																					
UTSA																					
at LA Tech																					
at Southern Miss																					
MARSHALL																					
MIDDLE TENN.																					
UAB																					
at Charlotte																					
at Old Dominion																					
NORTH TEXAS																					
RICE																					

SEASON/CAREER HIGHS AT WKU

POINTS	
Season	0
Career	0
REBOUNDS	
Season	0
Career	0
FIELD GOALS	
Season	0
Career	0
FIELD GOALS ATTEMPTED	
Season	0
Career	0
THREE-POINT FIELD GOALS	
Season	0
Career	0
THREE-POINT FIELD GOALS ATTEMPTED	
Season	0
Career	0
FREE THROWS	
Season	0
Career	0
FREE THROWS ATTEMPTED	
Season	0
Career	0
ASSISTS	
Season	0
Career	0
BLOCKED SHOTS	
Season	0
Career	0
STEALS	
Season	0
Career	0
MINUTES PLAYED	
Season	0
Career	0

QUICK-HITTERS

- Sat out last season at WKU after transferring from the University of Tennessee
- Appeared in all 32 games for Tennessee as a freshman with 19 starts, averaging 3.0 points and 2.3 rebounds per game
- Led the Volunteers in field goal percentage at 51.9 percent
- Named 7A State Player of the Year by the Orlando Sentinel as a senior at Wekiva (Fla.) High School

CAREER STATISTICS

Year	GP	GS	Min	Avg	FG	FGA	Pct	3FG	FGA	Pct	FT	FTA	Pct	Off	Def	Tot	Avg	PF	FO	Ast	TO	Blk	Stl	Pts	Avg
TENNESSEE																									
2014-15	32	19	475	14.8	40	77	.519	0	0	.000	15	24	.625	44	31	75	2.3	101	4	11	29	13	6	95	3.0
WKU																									
2015-16	Sat our per NCAA transfer rules																								
2016-17																									
TOTAL	32	19	475	14.8	40	77	.519	0	0	.000	15	24	.625	44	31	75	2.3	101	4	11	29	13	6	95	3.0



#32 QUE JOHNSON

RS-SENIOR | GUARD | 6-6 | 205 | TR
PONTIAC, MICH. (WASHINGTON STATE)

Opp.	GS	Min	FG	A	Pct	3FG	A	Pct	FT	A	Pct	O	D	T	PF	FO	A	TO	B	S	Pts
ALABAMA STATE	*	30	5	9	.556	3	6	.500	3	5	.600	0	9	9	3	0	1	3	1	2	16
JACKSONVILLE ST.	*	37	6	11	.545	2	4	.500	0	0	.000	1	6	7	2	0	1	2	0	2	14
at Belmont	*	34	6	15	.400	2	5	.400	0	0	.000	2	0	2	1	0	1	3	0	1	14
NC A&T	*	31	5	9	.556	3	7	.429	5	6	.833	0	3	3	0	0	0	1	0	1	18
vs. Washington	*	30	3	12	.250	1	5	.200	5	7	.714	0	5	5	4	0	0	1	0	1	12
vs. TCU/UNLV																					
at Eastern Ky.																					
at Missouri																					
at Indiana State																					
at Saint Mary's																					
at Detroit																					
OHIO																					
AUSTIN PEAY																					
at Fla. Atlantic																					
at FIU																					
CHARLOTTE																					
OLD DOMINION																					
at UAB																					
at Middle Tenn.																					
at Marshall																					
UTEP																					
UTSA																					
at LA Tech																					
at Southern Miss																					
MARSHALL																					
MIDDLE TENN.																					
UAB																					
at Charlotte																					
at Old Dominion																					
NORTH TEXAS																					
RICE																					

SEASON/CAREER HIGHS AT WKU

POINTS

Season	18, vs. N.C. A&T, 11/22/16
Career	Same

REBOUNDS

Season	9, vs. Alabama State, 11/12/16
Career	Same

FIELD GOALS

Season	6, 2x, last at Belmont, 11/19/16
Career	Same

FIELD GOALS ATTEMPTED

Season	15, at Belmont, 11/19/16
Career	Same

THREE-POINT FIELD GOALS

Season	3, 2x, last vs. N.C. A&T, 11/22/16
Career	Same

THREE-POINT FIELD GOALS ATTEMPTED

Season	7, vs. N.C. A&T, 11/22/16
Career	Same

FREE THROWS

Season	5, 2x, last vs. Washington, 11/25/16
Career	Same

FREE THROWS ATTEMPTED

Season	7, vs. Washington, 11/25/16
Career	Same

ASSISTS

Season	1, 3x, last at Belmont, 11/19/16
Career	Same

BLOCKED SHOTS

Season	1, vs. Alabama State, 11/12/16
Career	Same

STEALS

Season	2, 2x, last vs. Jacksonville State, 11/16/16
Career	Same

MINUTES PLAYED

Season	37, vs. Jacksonville State, 11/16/16
Career	Same

QUICK-HITTERS

- Scored season-high 18 points – all in the first half – against North Carolina A&T on 11/22/16
- Tallied a team-high 16 points and nine rebounds in his Hilltopper debut against Alabama State on Nov. 12, 2016
- Graduated in 2016 and is enrolled in graduate school at WKU studying intercollegiate athletic administration
- Appeared in 31 games for Washington State last season, with 25 starts and 11.3 points per game
- Led the Cougars and ranked 11th in the Pac-12 Conference with a 40.4 shooting percentage from 3-point range
- Ranked 13th in the Pac-12 at 75.9 percent from the free-throw line
- Ranks 16th on WSU's all-time list for 3-point field goals made with 121

CAREER STATISTICS

Year	GP	GS	Min	Avg	FG	FGA	Pct	3FG	FGA	Pct	FT	FTA	Pct	Off	Def	Tot	Avg	PF	FO	Ast	TO	Blk	Stl	Pts	Avg
WASHINGTON STATE																									
2012-13	Sat out as redshirt																								
2013-14	31	14	737	23.8	103	262	.393	51	145	.352	39	55	.709	17	57	74	2.4	55	0	20	30	2	14	296	9.5
2014-15	31	3	559	18.0	60	155	.387	28	77	.364	41	48	.854	15	56	71	2.3	55	1	32	33	4	10	189	6.1
2015-16	31	25	795	25.6	121	293	.413	42	104	.404	66	87	.759	16	61	77	2.5	76	3	36	42	6	16	350	11.3
WKU																									
2016-17	5	5	162	32.4	25	56	.446	11	27	.407	13	18	.722	3	23	26	5.2	10	0	3	10	1	7	74	14.8
TOTAL	98	47	2,253	23.0	308	766	.402	132	353	.374	159	208	.764	51	197	248	2.5	196	4	91	115	13	47	909	9.3



#42 ANTON WATERS

SENIOR | FORWARD | 6-7 | 245 | 1L

BALTIMORE, MD. (GULF COAST STATE COLLEGE)

Opp.	GS	Min	FG	A	Pct	3FG	A	Pct	FT	A	Pct	O	D	T	PF	FO	A	TO	B	S	Pts
ALABAMA STATE		19	4	5	.800	0	0	.000	0	1	.000	3	5	8	4	0	0	2	1	0	8
JACKSONVILLE ST.		17	3	4	.750	0	0	.000	1	3	.333	2	6	8	2	0	0	1	0	0	7
at Belmont		16	3	5	.600	1	1	1.000	2	2	1.000	2	3	5	0	0	0	0	1	1	9
NC A&T		14	3	6	.500	0	0	.000	3	4	.750	1	3	4	3	0	0	1	0	0	9
vs. Washington		22	4	10	.400	0	0	.000	3	6	.500	4	6	10	3	0	0	2	1	0	11
vs. TCU/UNLV																					
at Eastern Ky.																					
at Missouri																					
at Indiana State																					
at Saint Mary's																					
at Detroit																					
OHIO																					
AUSTIN PEAY																					
at Fla. Atlantic																					
at FIU																					
CHARLOTTE																					
OLD DOMINION																					
at UAB																					
at Middle Tenn.																					
at Marshall																					
UTEP																					
UTSA																					
at LA Tech																					
at Southern Miss																					
MARSHALL																					
MIDDLE TENN.																					
UAB																					
at Charlotte																					
at Old Dominion																					
NORTH TEXAS																					
RICE																					

SEASON/CAREER HIGHS AT WKU

POINTS

Season 11, vs. Washington, 11/25/16
Career 12, at Middle Tennessee, 02/25/16

REBOUNDS

Season 10, vs. Washington, 11/25/16
Career Same

FIELD GOALS

Season 4, 2x, last vs. Washington, 11/25/16
Career 6, at Middle Tennessee, 02/25/16

FIELD GOALS ATTEMPTED

Season 10, vs. Washington, 11/25/16
Career 10, 2x, last vs. Washington, 11/25/16

THREE-POINT FIELD GOALS

Season 1, at Belmont, 11/19/16
Career Same

THREE-POINT FIELD GOALS ATTEMPTED

Season 1, at Belmont, 11/19/16
Career 1, 3x, last at Belmont, 11/19/16

FREE THROWS

Season 3, 2x, last vs. Washington, 11/25/16
Career 8, vs. Middle Tennessee, 01/30/16

FREE THROWS ATTEMPTED

Season 6, vs. Washington, 11/25/16
Career 10, vs. Brescia (Ky.), 12/28/15

ASSISTS

Season 0
Career 1, 7x, last vs. North Texas, 03/09/16

BLOCKED SHOTS

Season 1, 3x, last vs. Washington, 11/25/16
Career 1, 11x, last at Belmont, 11/19/16

STEALS

Season 1, at Belmont, 11/19/16
Career 1, 4x, last at Belmont, 11/19/16

MINUTES PLAYED

Season 22, vs. Washington, 11/25/16
Career 21, at Middle Tennessee, 02/25/16

QUICK-HITTERS

- Recorded first career double-double with 11 points and a career-high 10 rebounds against Washington on Nov. 25, 2016
- Made first career 3-pointer at Belmont on Nov. 19, 2016
- Grabbed career-high eight rebounds in each of WKU's first two games in 2016-17
- Played in 33 games with 19 starts in his first year with the Hilltoppers in 2015-16
- Averaged 4.4 points and 4.0 rebounds as a junior
- Previously played two seasons at Gulf Coast State College, averaging 11.2 point and 7.9 rebounds as a sophomore

CAREER STATISTICS

Year	GP	GS	Min	Avg	FG	FGA	Pct	3FG	FGA	Pct	FT	FTA	Pct	Off	Def	Tot	Avg	PF	FO	Ast	TO	Blk	Stl	Pts	Avg
GULF COAST STATE COLLEGE																									
2013-14	28	16	N/A	N/A	75	159	.472	0	0	.000	49	69	.710	74	98	172	6.1	88	3	16	41	22	11	199	7.1
2014-15	28	19	N/A	N/A	124	245	.506	0	1	.000	66	94	.702	95	126	221	7.9	73	1	15	57	17	8	314	11.2
WKU																									
2015-16	33	19	480	14.5	57	110	.518	0	2	.000	30	43	.698	57	74	131	4.0	65	2	7	26	10	3	144	4.4
2016-17	5	0	88	17.6	17	30	.567	1	1	1.000	9	16	.563	12	23	35	7.0	12	0	0	6	3	1	44	8.8
WKU TOTAL	38	19	568	14.9	74	140	.529	1	3	.333	39	59	.661	69	97	166	4.4	77	2	7	32	13	4	188	4.9



#43 MARTY LEAHY

FRESHMAN | GUARD | 6-5 | 210 | HS

BRISBANE, AUSTRALIA (IPSWICH GRAMMAR)

Opp.	GS	Min	FG	A	Pct	3FG	A	Pct	FT	A	Pct	O	D	T	PF	FO	A	TO	B	S	Pts
ALABAMA STATE		13	2	3	.667	2	3	.667	0	0	.000	0	0	0	4	0	0	1	0	0	6
JACKSONVILLE ST.		1	0	0	.000	0	0	.000	0	0	.000	0	0	0	0	0	0	0	0	0	0
at Belmont		1	0	0	.000	0	0	.000	0	0	.000	0	0	0	0	0	0	0	0	0	0
NC A&T		17	1	4	.250	0	1	.000	4	5	.800	1	2	3	2	0	1	2	0	1	6
vs. Washington		9	0	2	.000	0	1	.000	0	0	.000	1	1	2	2	0	0	0	0	1	0
vs. TCU/UNLV																					
at Eastern Ky.																					
at Missouri																					
at Indiana State																					
at Saint Mary's																					
at Detroit																					
OHIO																					
AUSTIN PEAY																					
at Fla. Atlantic																					
at FIU																					
CHARLOTTE																					
OLD DOMINION																					
at UAB																					
at Middle Tenn.																					
at Marshall																					
UTEP																					
UTSA																					
at LA Tech																					
at Southern Miss																					
MARSHALL																					
MIDDLE TENN.																					
UAB																					
at Charlotte																					
at Old Dominion																					
NORTH TEXAS																					
RICE																					

SEASON/CAREER HIGHS AT WKU

POINTS

Season 6, 2x, last vs. N.C. A&T, 11/22/16

Career Same

REBOUNDS

Season 3, vs. N.C. A&T, 11/22/16

Career Same

FIELD GOALS

Season 2, vs. Alabama State, 11/12/16

Career Same

FIELD GOALS ATTEMPTED

Season 4, vs. N.C. A&T, 11/22/16

Career Same

THREE-POINT FIELD GOALS

Season 2, vs. Alabama State, 11/12/16

Career Same

THREE-POINT FIELD GOALS ATTEMPTED

Season 3, vs. Alabama State, 11/12/16

Career Same

FREE THROWS

Season 4, vs. N.C. A&T, 11/22/16

Career Same

FREE THROWS ATTEMPTED

Season 5, vs. N.C. A&T, 11/22/16

Career Same

ASSISTS

Season 1, vs. N.C. A&T, 11/22/16

Career Same

BLOCKED SHOTS

Season 0

Career Same

STEALS

Season 1, 2x, last vs. Washington, 11/25/16

Career Same

MINUTES PLAYED

Season 17, vs. N.C. A&T, 11/22/16

Career Same

QUICK-HITTERS

- Played career-high 17 minutes with six points, 4 of 5 free throws, three rebounds, an assist and a steal against North Carolina A&T on Nov. 22, 2016
- Hit two 3-pointers in his college debut vs. Alabama State on Nov. 12, 2016
- Averaged 24 points, 10 rebounds and five assists per game as a senior at Ipswich Grammar School in Queensland, Australia
- Made trial camp appearances for the Under-17 and Under-19 Australian National Teams
- Played for the Papua New Guinea National Team during the 2015 Pacific Games
- Also played volleyball at Ipswich Grammar

CAREER STATISTICS

Year	GP	GS	Min	Avg	FG	FGA	Pct	3FG	FGA	Pct	FT	FTA	Pct	Off	Def	Tot	Avg	PF	FO	Ast	TO	Blk	Stl	Pts	Avg
2016-17	5	0	41	8.2	3	9	.333	2	5	.400	4	5	.800	2	3	5	1.0	8	0	1	3	0	2	12	2.4
TOTAL	5	0	41	8.2	3	9	.333	2	5	.400	4	5	.800	2	3	5	1.0	8	0	1	3	0	2	12	2.4

HILLTOPPER IMG SPORTS NETWORK

The Hilltoppers can be heard on the radio on 13 different stations throughout the Commonwealth of Kentucky, which reaches over 1.5 million potential listeners.

- WKLX-FM (100.7) Bowling Green*
- WTCO-AM (1450) Campbellsville
- WTHX-FM (106.1) Elizabethtown
- WIEL-AM (1400) Elizabethtown
- WFKN-AM (1220) Franklin
- WCDS-AM (1230) Glasgow
- WXAM-AM (1430) Hodgenville
- WHOP-FM (95.3) Hopkinsville
- WHOP-AM (1230) Hopkinsville
- WXVW-AM (1450) Louisville
- WTTL-AM (1310) Madisonville
- WPKY-AM (1580) Princeton
- WTLO-AM (1480) Somerset

(*) denotes originating station

GAME-BY-GAME HIGHLIGHTS

NOVEMBER 1, 2016 | WKU 87, CAMPBELLVILLE 79 (EXH.) | BOWLING GREEN, KY.

- Five players scored in double figures for the Hilltoppers, who shot 47 percent from the field, netted 26 of 32 free throws and made their last 11 shots of the first half
- Justin Johnson paced WKU with 22 points and 12 rebounds, including two 3-pointers – one more than he made all last season
- Pancake Thomas had 17 points, while fellow graduate senior guard Junior Lomomba tallied 11 points, five rebounds and three assists in 37 minutes
- Willie Carmichael, who sat out last season after transferring from Tennessee, amassed 11 points and 13 rebounds in his first action as a Hilltopper

NOVEMBER 5, 2016 | WKU 103, KENTUCKY WESLEYAN 97, 2OT (EXH.) | BOWLING GREEN, KY.

- Pancake Thomas hit a game-tying 3-pointer as time expired in the first overtime to force a second extra period
- The Hilltoppers held KWC to four points in the second overtime and netted 33 of 43 free throws to help seal the victory
- Junior Lomomba scored a team-high 29 points, while Pancake Thomas added 24 points
- Junior Lomomba, Pancake Thomas and Que Johnson all played at least 45 minutes
- KWC's Ken-Jah Bosley scored 42 points with eight made 3s, but he was held scoreless in the second overtime

NOVEMBER 12, 2016 | WKU 79, ALABAMA STATE 66 | BOWLING GREEN, KY.

- The Hilltoppers held Alabama State to 17 points and 20.6 percent shooting in the first half
- Que Johnson paced WKU with a team-high 16 points and nine rebounds
- Pancake Thomas tallied 15 points – including 8-of-8 from the free-throw line – with four assists
- Freshmen Marty Leahy and Tobias Howard each hit two 3-pointers in their college debuts

NOVEMBER 16, 2016 | WKU 74, JACKSONVILLE STATE 67 | BOWLING GREEN, KY.

- WKU made 9 of 18 shots from 3-point range for the second straight game and netted 13 of 16 free throws
- Justin Johnson tallied his 11th career double-double with 17 points and 10 rebounds
- Que Johnson and Pancake Thomas each tallied 14 points
- Junior Lomomba contributed 11 points and a career-high seven assists

NOVEMBER 19, 2016 | BELMONT 90, WKU 69 | NASHVILLE, TENN.

- Belmont netted 16 of 34 3-pointers and shot 65.5 percent in the second half
- The Bruins' Evan Bradds led the way with 26 points and 14 rebounds
- Justin Johnson paced WKU with 17 point and nine rebounds, while Que Johnson added 14 points

NOVEMBER 22, 2016 | WKU 77, NORTH CAROLINA A&T 56 | BOWLING GREEN, KY.

- WKU netted 31 of 37 free throws, its most makes from the charity stripe since 2003
- Que Johnson led the Hilltoppers with 18 points, all in the first half
- Pancake Thomas and Ben Lawson each scored 13 points
- Justin Johnson registered his 12th career double-double with 12 points and 10 rebounds

NOVEMBER 25, 2016 | WASHINGTON 86, WKU 47 | LAS VEGAS, NEV.

- WKU shot 25.4 percent from the field, including 17.1 percent in the second half
- Que Johnson paced the Hilltoppers with 12 points
- Anton Waters recorded his first career double-double with 11 points and a career-high 10 rebounds

2016-17 RESULTS

DATE	OPPONENT	SCORE	ATTENDANCE	WKU HIGH POINTS	WKU HIGH REBOUNDS	OPP HIGH POINTS
11/12	ALABAMA STATE	W, 79-66	4,149	Q. Johnson (16)	Q. Johnson (9)	Rodney Simeon (25)
11/16	JACKSONVILLE STATE	W, 74-67	4,226	J. Johnson (17)	J. Johnson (10)	Erik Durham (17)
11/19	at Belmont	L, 90-69	3,619	J. Johnson (17)	J. Johnson (9)	Evan Bradds (26)
11/22	NORTH CAROLINA A&T	W, 77-56	3,751	Q. Johnson (18)	J. Johnson (10)	Sam Hunt (19)
11/25	vs. Washington	L, 86-47	N/A	Q. Johnson (12)	J. Johnson (11)	Dominic Green (20)
11/26	vs. TCU/UNLV					
11/30	at Eastern Kentucky					
12/03	at Missouri					
12/11	at Indiana State					
12/14	at Saint Mary's					
12/17	at Detroit					
12/21	OHIO					
12/28	AUSTIN PEAY					
12/31	at Florida Atlantic					
01/02	at FIU					
01/05	CHARLOTTE					
01/07	OLD DOMINION					
01/12	at UAB					
01/14	at Middle Tennessee					
01/21	at Marshall					
01/26	UTEP					
01/28	UTSA					
02/02	at LA Tech					
02/04	at Southern Miss					
02/11	MARSHALL					
02/16	MIDDLE TENNESSEE					
02/19	UAB					
02/23	at Charlotte					
02/25	at Old Dominion					
03/02	NORTH TEXAS					
03/04	RICE					

2016-17 GAME-BY-GAME STARTING LINEUPS

DATE	OPPONENT	G	G	G/F	F	F	RECORD*
11/12	ALABAMA STATE	Lomomba	Thomas	Q. Johnson	J. Johnson	Lawson	1-0
11/16	JACKSONVILLE STATE	Lomomba	Thomas	Q. Johnson	J. Johnson	Lawson	2-0
11/19	at Belmont	Lomomba	Thomas	Q. Johnson	J. Johnson	Lawson	2-1
11/22	NORTH CAROLINA A&T	Lomomba	Thomas	Q. Johnson	J. Johnson	Lawson	3-1
11/25	vs. Washington	Lomomba	Thomas	Q. Johnson	J. Johnson	Lawson	3-2
11/26	vs. TCU/UNLV						
11/30	at Eastern Kentucky						
12/03	at Missouri						
12/11	at Indiana State						
12/14	at Saint Mary's						
12/17	at Detroit						
12/21	OHIO						
12/28	AUSTIN PEAY						
12/31	at Florida Atlantic						
01/02	at FIU						
01/05	CHARLOTTE						
01/07	OLD DOMINION						
01/12	at UAB						
01/14	at Middle Tennessee						
01/21	at Marshall						
01/26	UTEP						
01/28	UTSA						
02/02	at LA Tech						
02/04	at Southern Miss						
02/11	MARSHALL						
02/16	MIDDLE TENNESSEE						
02/19	UAB						
02/23	at Charlotte						
02/25	at Old Dominion						
03/02	NORTH TEXAS						
03/04	RICE						

(*) running count of WKU's record with listed lineup

2016-17 GAME-BY-GAME COMPARISON

DATE	OPPONENT	FGM-A/%	3FG-A/%	FTM-A/%	OR-DR-TOT	PF	AST	TO	BK	STL	PTS
11/12	WKU	23-51/.451	9-18/.500	24-32/.750	8-36-44	13	10	18	4	3	79
	ALABAMA STATE	26-74/.351	9-29/.310	5-6/.833	12-27-39	27	12	13	2	7	66
11/16	WKU	26-54/.481	9-18/.500	13-16/.813	8-28-36	10	12	11	3	4	74
	JACKSONVILLE STATE	27-65/.415	8-22/.364	5-6/.833	11-23-34	17	11	8	2	6	67
11/19	WKU	28-62/.452	6-16/.375	7-10/.700	8-23-31	10	9	14	5	5	69
	at Belmont	36-62/.581	16-34/.471	2-4/.500	3-28-31	12	24	12	2	7	90
11/22	WKU	21-48/.438	4-15/.267	31-37/.838	10-25-35	16	12	13	4	4	77
	NORTH CAROLINA A&T	20-45/.444	5-14/.357	11-18/.611	4-21-25	28	4	18	4	6	56
11/25	WKU	17-67/.254	3-16/.188	10-19/.526	12-34-46	22	8	15	7	4	47
	vs. Washington	29-75/.387	9-22/.409	19-27/.704	19-41-60	19	16	10	12	7	86
11/26	WKU										
	vs. TCU/UNLV										
11/30	WKU										
	at Eastern Kentucky										
12/03	WKU										
	at Missouri										
12/11	WKU										
	at Indiana State										
12/14	WKU										
	at Saint Mary's										
12/17	WKU										
	at Detroit Mercy										
12/21	WKU										
	OHIO										
12/28	WKU										
	AUSTIN PEAY										
12/31	WKU										
	at Florida Atlantic										
01/02	WKU										
	at FIU										
01/05	WKU										
	CHARLOTTE										
01/07	WKU										
	OLD DOMINION										
01/12	WKU										
	at UAB										
01/14	WKU										
	at Middle Tennessee										
01/21	WKU										
	at Marshall										
01/26	WKU										
	UTEP										
01/28	WKU										
	UTSA										
02/02	WKU										
	at LA Tech										
02/04	WKU										
	at Southern Miss										
02/11	WKU										
	MARSHALL										
02/16	WKU										
	MIDDLE TENNESSEE										
02/19	WKU										
	UAB										
02/23	WKU										
	at Charlotte										
02/25	WKU										
	at Old Dominion										
03/02	WKU										
	NORTH TEXAS										
03/04	WKU										
	RICE										

2016-17 SPECIALTY STATS (LISTED: WKU-OPPONENT)

DATE	OPPONENT	IN PAINT	OFF TO	SECOND CHANCE	FAST BREAK	BENCH	LARGEST LEAD	LARGEST DEFICIT	LEAD CHANGES	TIES
11/12	ALABAMA STATE	24-30	14-21	9-18	4-11	22-16	24	None	0	0
11/16	JACKSONVILLE STATE	30-32	7-12	12-10	9-2	10-5	12	11	5	4
11/19	at Belmont	28-40	8-17	11-7	6-8	15-31	11	21	3	5
11/22	NORTH CAROLINA A&T	20-24	22-10	5-2	11-6	19-21	21	1	2	2
11/25	vs. Washington	20-34	4-10	7-17	2-13	18-41	2	41	4	4
11/26	vs. TCU/UNLV									
11/30	at Eastern Kentucky									
12/03	at Missouri									
12/11	at Indiana State									
12/14	at Saint Mary's									
12/17	at Detroit Mercy									
12/21	OHIO									
12/28	AUSTIN PEAY									
12/31	at Florida Atlantic									
01/02	at FIU									
01/05	CHARLOTTE									
01/07	OLD DOMINION									
01/12	at UAB									
01/14	at Middle Tennessee									
01/21	at Marshall									
01/26	UTEP									
01/28	UTSA									
02/02	at LA Tech									
02/04	at Southern Miss									
02/11	MARSHALL									
02/16	MIDDLE TENNESSEE									
02/19	UAB									
02/23	at Charlotte									
02/25	at Old Dominion									
03/02	NORTH TEXAS									
03/04	RICE									

2016-17 TEAM SUPERLATIVES

WKU	HIGHS	LOWS
Points	79 (vs. Alabama State, 11/12)	47 (vs. Washington, 11/25)
First-half points	42 (vs. North Carolina A&T, 11/22)	30 (vs. Jacksonville State, 11/16)
Second-half points	45 (vs. Alabama State, 11/12)	16 (vs. Washington, 11/25)
Overtime points		
Winning margin	21 (vs. North Carolina A&T, 11/22)	7 (vs. Jacksonville State, 11/16)
Field goals	28 (at Belmont, 11/19)	17 (vs. Washington, 11/25)
Field goals attempted	67 (vs. Washington, 11/25)	48 (vs. North Carolina A&T, 11/22)
Field goal percentage	.481 (vs. Jacksonville State, 11/16)	.254 (vs. Washington, 11/25)
3-point field goals	(9) 2 times	3 (vs. Washington, 11/25)
3-point field goals attempted	(18) 2 times	15 (vs. North Carolina A&T, 11/22)
3-point field goal percentage	(.500) 2 times	.188 (vs. Washington, 11/25)
Free throws	31 (vs. North Carolina A&T, 11/22)	7 (at Belmont, 11/19)
Free throws attempted	37 (vs. North Carolina A&T, 11/22)	10 (at Belmont, 11/19)
Free throw percentage	.838 (vs. North Carolina A&T, 11/22)	.526 (vs. Washington, 11/25)
Rebounds	46 (vs. Washington, 11/25)	31 (at Belmont, 11/19)
Offensive rebounds	12 (vs. Washington, 11/25)	(8) 3 times
Defensive rebounds	36 (vs. Alabama State, 11/12)	23 (at Belmont, 11/19)
Personal fouls	22 (vs. Washington, 11/25)	10 (at Belmont, 11/19)
Assists	12 (2 times)	8 (vs. Washington, 11/25)
Turnovers	18 (vs. Alabama State, 11/12)	11 (vs. Jacksonville State, 11/16)
Blocked shots	7 (vs. Washington, 11/25)	3 (vs. Jacksonville State, 11/16)
Steals	5 (at Belmont, 11/19)	3 (vs. Alabama State, 11/12)

OPPONENTS	HIGHS	LOWS
Points	90 (at Belmont, 11/19)	56 (vs. North Carolina A&T, 11/22)
First-half points	42 (at Belmont, 11/19)	17 (vs. Alabama State, 11/12)
Second-half points	49 (vs. Alabama State, 11/12)	22 (vs. North Carolina A&T, 11/22)
Overtime points		
Winning margin	39 (vs. Washington, 11/25)	
Field goals	36 (at Belmont, 11/19)	20 (vs. North Carolina A&T, 11/22)
Field goals attempted	75 (vs. Washington, 11/25)	45 (vs. North Carolina A&T, 11/22)
Field goal percentage	.581 (at Belmont, 11/19)	.351 (vs. Alabama State, 11/12)
3-point field goals	16 (at Belmont, 11/19)	8 (vs. Jacksonville State, 11/16)
3-point field goals attempted	34 (at Belmont, 11/19)	14 (vs. North Carolina A&T, 11/22)
3-point field goal percentage	.471 (at Belmont, 11/19)	.310 (vs. Alabama State, 11/12)
Free throws	19 (vs. Washington, 11/25)	2 (at Belmont, 11/19)
Free throws attempted	27 (vs. Washington, 11/25)	4 (at Belmont, 11/19)
Free throw percentage	(.833) 2 times	.500 (at Belmont, 11/19)
Rebounds	60 (vs. Washington, 11/25)	25 (vs. North Carolina A&T, 11/22)
Offensive rebounds	19 (vs. Washington, 11/25)	3 (at Belmont, 11/19)
Defensive rebounds	41 (vs. Washington, 11/25)	21 (vs. North Carolina A&T, 11/22)
Personal fouls	28 (vs. North Carolina A&T, 11/22)	12 (at Belmont, 11/19)
Assists	24 (at Belmont, 11/19)	4 (vs. North Carolina A&T, 11/22)
Turnovers	18 (vs. North Carolina A&T, 11/22)	8 (vs. Jacksonville State, 11/16)
Blocked shots	12 (vs. Washington, 11/25)	2 (2 times)
Steals	7 (3 times)	6 (2 times)

2016-17 INDIVIDUAL SUPERLATIVES

WKU HIGHS

Points	18 (Q. Johnson, vs. N.C. A&T, 11/22)
Field goals	7 (J. Johnson at Belmont, 11/19)
Field goals attempted	15 (Q. Johnson at Belmont, 11/19)
Field goal percentage (min. 6 att.)	.636 [7-11] (J. Johnson at Belmont, 11/19)
3-point field goals	4 (Thomas vs. Jacksonville State, 11/16)
3-point field goals attempted	7 (2 instances)
3-point field goal percentage (min. 4 att.)	.750 [3-4] (J. Johnson at Belmont, 11/19)
Free throws	8 (2 instances)
Free throws attempted	8 (2 instances)
Free throw percentage (min. 6 att.)	1.000 (4 instances)
Rebounds	11 (J. Johnson vs. Washington, 11/25)
Assists	7 (Lomomba vs. Jacksonville State, 11/16)
Turnovers	5 (Lomomba vs. Washington, 11/25)
Blocked shots	5 (Lawson vs. Washington, 11/25)
Steals	2 (4 instances)
Minutes	37 (2 instances)

OPPONENT HIGHS

Points	26 (Evan Bradds [Belmont], 11/19)
Field goals	12 (Evan Bradds [Belmont], 11/19)
Field goals attempted	20 (Sam Hunt, [N.C. A&T], 11/22)
Field goal percentage (min. 6 att.)	.750 [6-8] (2 instances)
3-point field goals	7 (Rodney Simeon [Alabama State], 11/12)
3-point field goals attempted	11 (Rodney Simeon [Alabama State], 11/12)
3-point field goal percentage (min. 4 att.)	.833 [5-6] (Erik Durham [Jacksonville State], 11/16)
Free throws	4 (James Whitaker, [N.C. A&T], 11/22)
Free throws attempted	6 (James Whitaker, [N.C. A&T], 11/22)
Free throw percentage (min. 6 att.)	.667 (James Whitaker, [N.C. A&T], 11/22)
Rebounds	14 (Evan Bradds [Belmont], 11/19)
Assists	10 (Markelle Fultz [Washington], 11/25)
Turnovers	6 (Austin Luke [Belmont], 11/19)
Blocked shots	4 (Malik Dime [Washington], 11/25)
Steals	4 (Terrance LeFlore [Alabama State], 11/12)
Minutes	38 (2 instances)

WKU'S TOP INDIVIDUAL GAMES

Points

1. Que Johnson vs. North Carolina A&T.....	18
2. Justin Johnson vs. Jacksonville State.....	17
Justin Johnson at Belmont	17
4. Que Johnson vs. Alabama State	16
5. Pancake Thomas vs. Alabama State	15
6. Pancake Thomas vs. Jacksonville State	14
Que Johnson vs. Jacksonville State	14
Que Johnson at Belmont.....	14
9. Pancake Thomas vs. North Carolina A&T.....	13
Ben Lawson vs. North Carolina A&T	13

Rebounds

1. Justin Johnson vs. Washington.....	11
2. Anton Waters vs. Washington.....	10
Justin Johnson vs. Jacksonville State.....	10
Justin Johnson vs. North Carolina A&T	10
5. Que Johnson vs. Alabama State	9
Justin Johnson at Belmont	9
7. Anton Waters vs. Alabama State.....	8
Anton Waters vs. Jacksonville State.....	8
9. Justin Johnson vs. Alabama State.....	7
Que Johnson vs. Jacksonville State	7
Ben Lawson vs. North Carolina A&T	7

Assists

1. Junior Lomomba vs. Jacksonville State.....	7
2. Junior Lomomba at Belmont.....	5
3. Pancake Thomas vs. Alabama State	4
Damari Parris vs. North Carolina A&T.....	4
Junior Lomomba vs. Washington.....	4

Blocked Shots

1. Ben Lawson vs. Washington.....	5
2. Ben Lawson at Belmont.....	3
3. 3 instances.....	2

Steals

1. Que Johnson vs. Jacksonville State	2
Que Johnson vs. Alabama State	2
Pancake Thomas at Belmont.....	2
Damari Parris vs. North Carolina A&T.....	2

Minutes Played

1. Que Johnson vs. Jacksonville State	37
Pancake Thomas at Belmont.....	37
3. Pancake Thomas vs. Jacksonville State	36
Justin Johnson vs. Jacksonville State.....	36
Pancake Thomas vs. North Carolina A&T.....	35
6. Pancake Thomas vs. Alabama State	34
Que Johnson at Belmont.....	34
8. Junior Lomomba vs. Jacksonville State.....	33
9. Pancake Thomas vs. Washington	33
10. J. Johnson vs. Washington.....	32

GAME 1

Nov. 12, 2016
WKU 79
ASU 66



Official Basketball Box Score - Game Totals - Final Statistics
Alabama State vs WKU
11/12/16 7 p.m. at Bowling Green, Ky. (E.A. Diddle Arena)



Alabama State 66 • 0-1

#	Player	Total		3-Ptr		Rebounds		PF	TP	A	TO	Bk	Stl	Min
		FG	FGA	FT	FTA	Off	Def							
14	ARMSTRONG, Tony	1	3-9	0-0	0-0	2	5	8	3	6	0	1	1	29
00	WARNOCK, Amir	c	2-5	0-0	0-0	1	4	5	2	4	0	1	0	18
01	SIMEON, Rodney	g	8-15	7-11	2-3	0	1	1	4	25	1	2	0	0
30	THOMAS, Torloft	g	2-8	0-3	0-0	0	2	2	3	4	4	2	0	0
30	LEFLORE, Terrance	g	5-14	1-6	0-0	2	0	2	2	11	4	1	0	4
02	BUTLER, Corvon	g	4-10	0-1	3-3	3	4	7	3	11	1	0	0	1
11	ROGERS, Austin	g	0-2	0-1	0-0	0	0	0	2	0	0	0	0	12
12	GEE, Reginald	g	1-3	1-3	0-0	0	1	1	1	3	0	0	0	9
20	HOLLAWAY, Glenn	g	0-0	0-0	0-0	0	0	0	0	0	0	0	0	3
25	TYSON, Mikel	g	1-2	0-0	0-0	0	1	1	2	2	1	1	0	5
31	CLEVELAND, Artis	g	0-0	0-0	0-0	2	0	2	2	0	1	2	1	0
52	ROGERS, Steve	g	0-6	0-4	0-0	0	3	3	0	0	2	0	1	19
Team						2	5	7			1			
Totals			26-74	9-29	5-6	12	27	39	27	66	12	13	2	7

FG % 1st Half: 7-34 20.6% 2nd half: 19-40 47.5% Game: 26-74 35.1%
3FG % 1st Half: 2-16 12.5% 2nd half: 7-13 53.8% Game: 9-29 31.0%
FT % 1st Half: 1-1 100.0 2nd half: 4-5 80.0% Game: 5-6 83.3%

WKU 79 • 1-0

#	Player	Total		3-Ptr		Rebounds		PF	TP	A	TO	Bk	Stl	Min
		FG	FGA	FT	FTA	Off	Def							
14	LAWSON, Ben	f	3-5	0-0	2-4	2	4	6	0	8	0	1	1	0
23	JOHNSON, Justin	f	3-8	0-2	3-6	0	7	7	1	9	0	3	1	1
05	LOMOMBA, Junior	g	1-5	1-1	6-6	0	5	6	0	3	0	0	0	28
12	THOMAS, Pancake	g	3-11	1-3	8-8	0	2	0	15	4	2	0	0	34
32	JOHNSON, Que	g	5-9	3-6	3-5	0	9	9	3	16	1	3	1	2
01	HOWARD, Tobias	g	2-4	2-3	0-0	1	2	3	0	6	2	1	0	14
01	PARRIS, Damari	g	0-1	0-0	2-2	1	0	1	2	0	1	0	0	12
15	MILLER, Tyler	g	0-0	0-0	0-0	0	0	0	0	0	0	0	0	1
42	WATERS, Anton	g	4-5	0-0	0-1	3	5	8	4	8	2	1	0	19
43	LEAHY, Marty	g	2-3	2-3	0-0	0	0	0	4	6	0	1	0	0
Team						1	2	3			1			
Totals			23-51	9-18	24-32	8	36	44	13	79	10	18	4	3

FG % 1st Half: 12-30 40.0% 2nd half: 11-21 52.4% Game: 23-51 45.1%
3FG % 1st Half: 4-10 40.0% 2nd half: 5-8 62.5% Game: 9-18 50.0%
FT % 1st Half: 6-10 60.0% 2nd half: 18-22 81.8% Game: 24-32 75.0%

Officials: Tyler Kumpf, Antonio Petty, Mike Stuart
Technical fouls: Alabama State-None, WKU-None.
Attendance: 4149

Score by periods	1st	2nd	Total
Alabama State	17	49	66
WKU	34	45	79

Last FG - ALST 2nd-00:01, WKU 2nd-00:40.
Largest lead - ALST None, WKU by 24 2nd-04:41.
ALST led for 00:00. WKU led for 39:27. Game was tied for 00:33.

Score tied - 0 times.
Lead changed - 0 times.

GAME 2

Nov. 16, 2016
WKU 74
JSU 67



Official Basketball Box Score - Game Totals - Final Statistics
Jacksonville State vs WKU
11/16/16 8 p.m. at Bowling Green, Ky. (E.A. Diddle Arena)



Jacksonville State 67 • 1-2

#	Player	Total		3-Ptr		Rebounds		PF	TP	A	TO	Bk	Stl	Min
		FG	FGA	FT	FTA	Off	Def							
31	CUNNINGHAM, Christian	f	4-5	0-0	1-2	3	5	8	3	9	2	1	1	2
12	GIGA, Norbertas	c	8-16	0-2	0-0	1	5	6	2	16	2	0	1	1
01	TUCKER, Greg	g	4-11	1-5	2-2	0	4	4	1	11	0	1	1	2
15	DURHAM, Erik	g	6-9	5-6	0-0	1	1	2	0	17	1	2	0	1
21	DRUMWRIGHT, Malcol	g	4-14	1-5	0-0	0	4	4	5	9	5	1	0	34
03	GREEN, Derrick	g	0-2	0-0	0-0	1	0	1	0	0	0	1	0	9
04	EDWARDS, Tyrik	g	0-0	0-0	0-0	0	0	0	0	0	0	1	0	0
01	JONES, Deshawn	g	0-1	0-0	0-0	0	0	0	0	1	0	0	0	5
11	CROSS, Jacara	g	0-2	0-0	2-2	1	0	1	1	2	0	0	0	7
33	STATAM, Andre	g	1-5	1-4	0-0	0	2	2	4	3	0	1	0	11
Team						4	2	6						
Totals			27-65	8-22	5-6	11	23	34	17	67	11	8	2	6

FG % 1st Half: 12-32 37.5% 2nd half: 15-33 45.5% Game: 27-65 41.5%
3FG % 1st Half: 4-10 40.0% 2nd half: 4-12 33.3% Game: 8-22 36.4%
FT % 1st Half: 2-2 100.0 2nd half: 3-4 75.0% Game: 5-6 83.3%

WKU 74 • 2-0

#	Player	Total		3-Ptr		Rebounds		PF	TP	A	TO	Bk	Stl	Min
		FG	FGA	FT	FTA	Off	Def							
14	LAWSON, Ben	f	3-7	0-0	2-3	1	4	5	1	8	0	0	2	1
23	JOHNSON, Justin	f	6-14	2-4	3-3	4	6	10	0	17	1	0	1	0
05	LOMOMBA, Junior	g	2-6	0-2	7-7	0	2	2	2	11	7	4	0	1
12	THOMAS, Pancake	g	5-10	4-7	0-0	0	0	0	2	14	2	2	0	0
32	JOHNSON, Que	g	6-11	2-4	0-0	1	7	2	4	1	2	0	2	3
01	HOWARD, Tobias	g	1-1	1-1	0-0	0	0	0	0	3	0	0	0	6
01	PARRIS, Damari	g	0-1	0-0	0-0	0	0	0	2	2	1	0	0	8
42	WATERS, Anton	g	3-4	0-0	1-3	2	6	8	2	7	0	1	0	17
43	LEAHY, Marty	g	0-0	0-0	0-0	0	0	0	0	0	0	0	0	1
Team						0	2	2						
Totals			26-54	9-18	13-16	8	28	36	10	74	12	11	3	4

FG % 1st Half: 13-32 40.6% 2nd half: 13-22 59.1% Game: 26-54 48.1%
3FG % 1st Half: 3-8 37.5% 2nd half: 6-10 60.0% Game: 9-18 50.0%
FT % 1st Half: 1-1 100.0 2nd half: 12-15 80.0% Game: 13-16 81.3%

Officials: Tom Eades, Tommy Short, Roger Ayers
Technical fouls: Jacksonville State-None, WKU-None.
Attendance: 4226

Score by periods	1st	2nd	Total
Jacksonville State	30	37	67
WKU	30	44	74

Last FG - JSU 2nd-00:09, WKU 2nd-01:28.
Largest lead - JSU by 11 1st-11:29, WKU by 12 2nd-04:40.
JSU led for 14:05. WKU led for 21:03. Game was tied for 04:52.

Score tied - 4 times.
Lead changed - 5 times.

GAME 3

Nov. 19, 2016
BEL 90
WKU 69



Official Basketball Box Score - Game Totals - Final Statistics
WKU vs Belmont
11/19/16 7:00 p.m. at Nashville, Tenn. (Curb Event Center)



WKU 69 • 2-1

#	Player	Total		3-Ptr		Rebounds		PF	TP	A	TO	Bk	Stl	Min
		FG	FGA	FT	FTA	Off	Def							
14	LAWSON, Ben	f	4-7	0-1	1-2	0	4	4	1	9	0	3	3	0
23	JOHNSON, Justin	f	7-11	3-4	0-1	1	8	9	2	17	2	2	1	0
05	LOMOMBA, Junior	g	3-9	0-2	0-1	0	0	0	2	6	5	3	0	0
12	THOMAS, Pancake	g	2-9	0-2	4-4	1	5	6	1	8	1	1	0	2
32	JOHNSON, Que	g	6-15	2-5	0-0	2	0	2	1	14	1	3	0	1
01	HOWARD, Tobias	g	0-0	0-0	0-0	1	0	1	1	0	0	1	0	1
01	PARRIS, Damari	g	3-6	0-1	0-0	0	1	1	2	6	0	1	0	14
15	MILLER, Tyler	g	0-0	0-0	0-0	0	0	0	0	0	0	0	0	1
21	STAIKOVSKI, Marko	g	0-0	0-0	0-0	0	0	0	0	0	0	0	0	1
42	WATERS, Anton	g	3-5	1-1	2-2	2	3	5	0	9	0	1	1	16
43	LEAHY, Marty	g	0-0	0-0	0-0	0	0	0	0	0	0	0	0	1
Team						1	2	3						
Totals			28-62	6-16	7-10	8	23	31	10	69	9	14	5	2

FG % 1st Half: 16-31 51.6% 2nd half: 12-31 38.7% Game: 28-62 45.2%
3FG % 1st Half: 4-8 50.0% 2nd half: 2-8 25.0% Game: 6-16 37.5%
FT % 1st Half: 3-4 75.0% 2nd half: 4-6 66.7% Game: 7-10 70.0%

Belmont 90 • 1-1

#	Player	Total		3-Ptr		Rebounds		PF	TP	A	TO	Bk	Stl	Min
		FG	FGA	FT	FTA	Off	Def							
32	EGEKEZE, Amanze	f	3-7	1-5	0-0	1	1	2	3	7	1	1	0	1
35	BRADDS, Evan	f	12-17	1-1	1-2	2	12	14	3	26	4	1	0	1
01	LUKE, Austin	g	6-8	4-6	0-0	0	4	4	2	16	9	6	0	2
03	WINDLER, Dylan	g	3-6	0-2	0-0	0	6	6	0	6	3	1	1	0
20	BARNETTE, Taylor	g	2-9	0-5	0-0	0	1	1	1	4	5	0	0	1
02	SMITH, Nick	g	6-8	6-8	0-0	0	0	0	1	18	0	0	0	15
11	MCCLAIN, Kevin	2-3	2-3	1-2	0	1	1	0	7	2	1	0	1	12
21	SAMPSON, Burton	0-0	0-0	0-0	0	0	0	0	0	1	0	0	0	8
22	BERKERT, Michael	1-1	1-3	0-0	0	0	0	0	0	0	0	0	0	1
31	LESTER, Josh	0-0	0-0	0-0	0	0	0	0	0	0	0	0	0	1
41	HADDEN, Tyler	1-1	1-1	0-0	0	0	0	1	3	0	0	1	0	2
50	ADLER-SPERGER, Seth	0-0	0-0	0-0	0	0	0	0	0	1	0	1	0	3
						0	0	0						
Totals		36-62	16-34	2-4	3	28	31	12	90	24	2	7	0	200

GAME 5

Nov. 25, 2016
WASH 86
WKU 47



Official Basketball Box Score - Game Totals - Final Statistics
Washington vs WKU
11/25/16 5:00 PM at Tarkenton Court, Thomas & Mack Center

**Washington 86 • 4-1**

#	Player	Total		3-Ptr		Rebounds		PF	TP	A	TO	Blk	Stl	Min
		FG	FGA	FG	FGA	FT	FTA							
04	Thybulle, Matisse	3-9	1-5	2-2	0	1	1	2	9	1	0	1	2	25
10	Dime, Malik	5-8	0-0	3-4	2	5	7	3	13	3	0	4	2	25
15	Dickerson, Noah	2-6	0-0	1-2	3	3	6	5	5	0	1	0	0	13
01	Crisp, David	3-8	3-5	0-0	1	1	2	2	9	0	2	0	1	22
20	Fultz, Markelle	3-14	1-3	2-4	3	5	8	3	9	10	3	3	1	31
00	Baruti, Bitumba	0-1	0-1	0-0	1	0	1	0	0	0	0	0	0	2
02	Kingma, Dan	0-1	0-1	1-2	0	0	0	0	1	1	0	0	0	4
05	Barnard, Quin	0-0	0-0	0-0	0	0	0	0	0	1	0	0	0	2
22	Green, Dominic	7-11	4-6	2-3	0	6	6	0	20	0	1	3	0	25
23	Johnson, Carlos	3-5	0-1	2-2	2	1	3	3	8	1	2	0	0	17
24	Duruisseau, Devenir	0-1	0-0	0-0	1	2	3	1	0	0	0	1	0	5
32	Bowman, Greg	0-2	0-0	1-2	2	1	3	0	1	0	0	0	1	2
33	Timmins, Sam	1-3	0-0	3-4	1	11	12	0	5	0	0	1	0	17
41	Atewe, Matthew	2-6	0-0	2-2	2	5	7	0	6	0	0	0	0	10
Team														Deadball Rebounds
Totals		29-75	9-22	19-27	19	41	60	19	86	16	10	13	7	200

FG % 1st Half: 14-38 36.8% 2nd half: 15-37 40.5% Game: 29-75 38.7% Deadball
3FG % 1st Half: 3-8 37.5% 2nd half: 6-14 42.9% Game: 9-22 40.9% Rebounds
FT % 1st Half: 8-10 80.0% 2nd half: 11-17 64.7% Game: 19-27 70.4%

WKU 47 • 3-2

#	Player	Total		3-Ptr		Rebounds		PF	TP	A	TO	Blk	Stl	Min
		FG	FGA	FG	FGA	FT	FTA							
14	LAWSON, Ben	0-0	0-0	0-2	1	3	4	4	0	0	3	5	0	15
23	JOHNSON, Justin	2-9	0-1	1-2	3	8	11	2	5	2	0	0	0	32
05	LOMOMBA, Junior	1-7	0-1	0-1	0	2	2	1	2	4	5	0	0	26
12	THOMAS, Paricake	4-14	1-4	1-1	2	2	4	1	10	1	1	0	1	33
32	JOHNSON, Que	3-12	1-5	5-7	0	5	5	4	12	0	1	0	1	30
01	HOWARD, Tobias	3-7	1-4	0-0	1	1	2	2	7	0	2	1	0	17
03	PARRIS, Damari	0-6	0-0	0-0	0	1	1	3	0	1	1	0	0	14
15	MILLER, Tyler	0-0	0-0	0-0	0	0	0	0	0	0	0	0	1	2
42	WATERS, Anton	4-10	0-0	3-6	4	6	10	3	11	0	2	1	0	22
43	LEAHY, Marty	0-2	0-1	0-0	1	1	2	2	0	0	0	0	1	9
Team														Deadball Rebounds
Totals		17-67	3-16	10-19	12	34	46	22	47	8	15	7	4	200

FG % 1st Half: 11-32 34.4% 2nd half: 6-35 17.1% Game: 17-67 25.4% Deadball
3FG % 1st Half: 2-6 33.3% 2nd half: 1-10 10.0% Game: 3-16 18.8% Rebounds
FT % 1st Half: 7-12 58.3% 2nd half: 3-7 42.9% Game: 10-19 52.6%

Officials: Randy McCall, David Hall, Dick Cartwell
Technical fouls: Washington-None. WKU-None.
Attendance: 9815
Global Sports Classic Game 3

Score by periods	1st	2nd	Total
Washington	39	47	86
WKU	31	16	47

Points	In	Off	2nd	Fast	Bench
Points	Point	T/O	Chance	Break	Bench
WU	34	10	17	13	41
WKU	20	4	7	2	18

Last FG - UW 2nd-03:00, WKU 2nd-00:25.
Largest lead - UW by 41, 2nd-02:04, WKU by 2 1st-16:50.
UW led for 36:55. WKU led for 00:32. Game was tied for 02:33.

Score tied - 4 times.
Lead changed - 4 times.

OVERALL SEASON STATISTICS

RECORD:	OVERALL	HOME	AWAY	NEUTRAL
ALL GAMES	3-2	3-0	0-1	0-1
CONFERENCE	0-0	0-0	0-0	0-0
NON-CONFERENCE	3-2	3-0	0-1	0-1

#	Player	gp-gs	min	avg	Total		3-Point		F-Throw		Rebounds										pts	avg
					fg-fga	fg%	3fg-fga	3fg%	ft-fa	ft%	off	def	tot	avg	pf	dq	a	to	blk	stl		
01	HOWARD, Tobias	5-0	57	11.4	7-15	.467	4-9	.444	0-0	.000	3	3	6	1.2	3	0	2	4	1	1	18	3.6
03	PARRIS, Damari	5-0	67	13.4	4-19	.211	0-3	.000	2-2	1.000	2	5	7	1.4	8	0	6	7	0	2	10	2.0
05	LOMOMBA, Junior	5-5	138	27.6	7-30	.233	1-7	.143	15-17	.882	0	10	10	2.0	10	1	21	17	0	1	30	6.0
12	THOMAS, Pancake	5-5	175	35.0	18-51	.353	7-19	.368	17-18	.944	3	12	15	3.0	5	0	9	8	0	3	60	12.0
14	LAWSON, Ben	5-5	112	22.4	14-25	.560	0-1	.000	10-18	.556	7	19	26	5.2	7	0	0	7	13	1	38	7.6
15	MILLER, Tyler	4-0	6	1.5	0-0	.000	0-0	.000	0-0	.000	0	0	0	0.0	0	0	1	0	0	1	0	0.0
21	STAJKOVSKI, Marko	2-0	3	1.5	0-0	.000	0-0	.000	0-0	.000	0	1	1	0.5	0	0	0	0	0	0	0	0.0
23	JOHNSON, Justin	5-5	151	30.2	20-47	.426	5-11	.455	15-20	.750	11	36	47	9.4	8	0	8	8	5	1	60	12.0
32	JOHNSON, Que	5-5	162	32.4	25-56	.446	11-27	.407	13-18	.722	3	23	26	5.2	10	0	3	10	1	7	74	14.8
42	WATERS, Anton	5-0	88	17.6	17-30	.567	1-1	1.000	9-16	.563	12	23	35	7.0	12	0	0	6	3	1	44	8.8
43	LEAHY, Marty	5-0	41	8.2	3-9	.333	2-5	.400	4-5	.800	2	3	5	1.0	8	0	1	3	0	2	12	2.4
Team											3	11	14					1				
Total.....		5	1000		115-282	.408	31-83	.373	85-114	.746	46	146	192	38.4	71	1	51	71	23	20	346	69.2
Opponents.....		5	1000		138-321	.430	47-121	.388	42-61	.689	49	140	189	37.8	103	-	67	61	23	33	365	73.0

TEAM STATISTICS	WKU	OPP	Date	Opponent	Score	Att.
SCORING	346	365	11/12/16	ALABAMA STATE	w 79-66	4149
Points per game	69.2	73.0	11/16/16	JACKSONVILLE STATE	w 74-67	4226
Scoring margin	-3.8	-	11/19/16	at Belmont	L 69-90	3619
FIELD GOALS-ATT	115-282	138-321	11/22/16	NORTH CAROLINA A&T	w 77-56	3751
Field goal pct	.408	.430	11/25/16	vs Washington	L 47-86	9815
3 POINT FG-ATT	31-83	47-121	* - Conference game			
3-point FG pct	.373	.388				
3-pt FG made per game	6.2	9.4				
FREE THROWS-ATT	85-114	42-61				
Free throw pct	.746	.689				
F-Throws made per game	17.0	8.4				
REBOUNDS	192	189				
Rebounds per game	38.4	37.8				
Rebounding margin	+0.6	-				
ASSISTS	51	67				
Assists per game	10.2	13.4				
TURNOVERS	71	61				
Turnovers per game	14.2	12.2				
Turnover margin	-2.0	-				
Assist/turnover ratio	0.7	1.1				
STEALS	20	33				
Steals per game	4.0	6.6				
BLOCKS	23	23				
Blocks per game	4.6	4.6				
ATTENDANCE	12126	13434				
Home games-Avg/Game	3-4042	1-3619				
Neutral site-Avg/Game	-	1-9815				

Score by Periods	1st	2nd	Totals
WKU	176	170	346
Opponents	162	203	365

WKU ATHLETIC COMMUNICATIONS / MEDIA RELATIONS

FOR IMMEDIATE RELEASE / November 29, 2016

Men's Basketball / Contact: Zach Greenwell, WKU Athletic Communications/Media Relations

WKU game notes are attached.

Video: Head coach Rick Stansbury previews ECU — <https://youtu.be/aLHgSRvblz0>

Video: Guards Junior Lomomba, Pancake Thomas preview ECU — <https://youtu.be/U0eCzqkPlyw>

HILLTOPPERS CONTINUE ROAD SWING AT ECU

BOWLING GREEN, Ky. — WKU Hilltopper Basketball continues a stretch of seven straight games away from home with a trip to face Eastern Kentucky at 7 p.m. CT Wednesday in Richmond, Ky.

The Hilltoppers are coming off back-to-back losses last week to Washington and UNLV in the Global Sports Classic in Las Vegas.

This will be the 156th all-time meeting between WKU (3-3) and Eastern Kentucky (3-4), with the Hilltoppers leading the all-time series 112-43 – their most wins against a single opponent. WKU has won the last 13 meetings between the two former Ohio Valley Conference rivals since 1987, including an 86-84 victory last season at Diddle Arena on Justin Johnson's desperation 3 at the buzzer.

The Hilltoppers haven't visited ECU since 2007. WKU head coach Rick Stansbury is 2-0 all-time against the Colonels.

GAME 7

WKU (3-3) at Eastern Kentucky (3-4)

November 30, 2016 | 7 p.m. (CT)

Richmond, Ky. | Paul S. McBrayer Arena (6,500)

BROADCAST

Listen: [Hilltopper IMG Sports Network](#) (WKLX 100.7 FM flagship), [TuneIn Radio](#) (free) (Randy Lee, ppx | Hal Schmitt, analysis)

Watch: Fox College Sports Central, WKU PBS, WBNA

Live Stats: [EKU Live Stats](#)

QUICK SHOTS

- Starting last week, WKU will not play at home for almost a full calendar month. The Hilltoppers play seven straight games on the road or at neutral sites before returning to host Ohio on Dec. 21.
- WKU will travel more than 10,000 miles and play in six different states and three time zones on the road swing.
- This is the most consecutive games away from home for the Hilltoppers since 2007-08, when they played eight in a row away from the end of the regular season to the NCAA Tournament Sweet 16.
- This is the most consecutive regular season games away from home since playing seven straight away from Diddle Arena in the 2002-03 season.
- WKU will go 29 days between home games, the most since going 42 days between home contests from Dec. 11, 1999, to Jan. 22, 2000.
- The Hilltoppers have started guards Junior Lomomba, Pancake Thomas and Que Johnson alongside forwards Justin Johnson and Ben Lawson in each of their first six games.
- WKU has made at least one 3-pointer in 912 consecutive games, dating back to March 15, 1987. The 3-point shot was instituted prior to the 1986-87 season.
- Junior Justin Johnson has made 5 of 11 shots from 3-point range this year after netting just one 3-pointer over his first two seasons.
- Graduate senior Pancake Thomas and graduate senior Junior Lomomba are a combined 33 of 37 from the free-throw line. WKU's guards are a combined 57 of 68 (.838) from the charity stripe, and Thomas leads Conference USA with a 94.4 percent clip from the line.
- WKU has made more free throws (95) than its opponents have attempted (73). The Hilltoppers' 31 makes vs. North Carolina A&T were their most since netting 33 vs. Ball State on Feb. 22, 2003.
- Pancake Thomas played in his 100th career game at Belmont. Junior Lomomba (97) and graduate senior Que Johnson (99) are also nearing the 100-game milestone.
- Justin Johnson needs 274 points this season to become the 49th player in Hilltopper Basketball history to score 1,000 career points.
- Graduate senior Que Johnson needs 75 points to reach 1,000 for his career across his time at Washington State and WKU. Pancake Thomas needs 190 points to reach 1,000 for his career across his time at New Mexico, Hartford and WKU.
- Senior Ben Lawson ranks fifth in WKU history with 142 career blocked shots.
- Head coach Rick Stansbury needs four more wins to reach 300 victories for his career.



@WKUBasketball /WKUBasketball

@wkubasketball WKUSports

WKUSports.com

WKU (3-3) AT EASTERN KENTUCKY (3-4)

Wednesday, Nov. 30 | 7 p.m. (CT) | Richmond, Ky.
Paul S. McBrayer Arena (6,500)

LISTEN Hilltopper IMG Sports Network, TuneIn
• Randy Lee (pxp), Hal Schmitt (analysis)

WATCH Fox College Sports, WKU PBS, WBNA
• radio simulcast

NOVEMBER (3-3)

1	Campbellsville (Ky.) (Exh.)	W, 87-79
5	Kentucky Wesleyan (Exh.)	W, 103-97 (2OT)
12	(1) Alabama State	W, 79-66
16	(1) Jacksonville State	W, 74-67
19	at Belmont	L, 90-69
22	North Carolina A&T	W, 77-56
25	(2) vs. Washington	L, 86-47
26	(2) at UNLV	L, 71-61
30	at Eastern Kentucky	7 p.m.

DECEMBER (0-0)

3	at Missouri	2 p.m.
11	at Indiana State	3:30 p.m.
14	at Saint Mary's	9 p.m.
17	at Detroit Mercy	1 p.m.
21	Ohio	8 p.m.
28	Austin Peay	7 p.m.
31	at Florida Atlantic*	Noon

JANUARY (0-0)

2	at FIU*	6 p.m.
5	Charlotte*	7 p.m.
7	Old Dominion*	5 p.m.
12	at UAB*	7 p.m.
14	at Middle Tennessee*	7 p.m.
21	at Marshall*	5 p.m.
26	UTEP*	7 p.m.
28	UTSA*	3 p.m.

FEBRUARY (0-0)

2	at LA Tech*	7 p.m.
4	at Southern Miss*	4 p.m.
11	Marshall*	5 p.m.
16	Middle Tennessee*	8 p.m.
19	UAB*	1 p.m.
23	at Charlotte*	6 p.m.
25	at Old Dominion*	6 p.m.

MARCH (0-0)

2	North Texas*	7 p.m.
4	Rice*	7 p.m.
8-11	(3) vs. Conference USA Tournament	TBD
	(4) vs. NCAA Tournament	TBD

All times (CT) and subject to change

(*) Conference USA Game

(1) 2016 Global Sports Classic (campus sites)

(2) 2016 Global Sports Classic (Las Vegas, Nev.)

(3) Conference USA Tournament (BJCC, Birmingham, Ala.)

(4) Various Locations

HILLTOPPER

BASKETBALL

2016-17 GAME NOTES

MEDIA CONTACT: Zach Greenwell, Associate Director of Media Relations • zachary.greenwell@wku.edu • (270) 668-4716

SECONDARY CONTACT: Lance Dozier, Media Relations Assistant • lance.dozier962@topper.wku.edu • (507) 993-1898

THE TIP-OFF

WKU Hilltopper Basketball continues a stretch of seven straight games away from home with a trip to face Eastern Kentucky at 7 p.m. CT Wednesday in Richmond, Ky. The Hilltoppers are coming off back-to-back losses last week to Washington and UNLV in the Global Sports Classic in Las Vegas.

This will be the 156th all-time meeting between WKU (3-3) and Eastern Kentucky (3-4), with the Hilltoppers leading the all-time series 112-43 – their most wins against a single opponent. WKU has won the last 13 meetings between the two former Ohio Valley Conference rivals since 1987, including an 86-84 victory last season at Diddle Arena on Justin Johnson's desperation 3 at the buzzer. The Hilltoppers haven't visited EKV since 2007. WKU head coach Rick Stansbury is 2-0 all-time against the Colonels.

QUICK SHOTS

- Starting last week, WKU will not play at home for almost a full calendar month. The Hilltoppers play seven straight games on the road or at neutral sites before returning to host Ohio on Dec. 21.
- WKU will travel more than 10,000 miles and play in six different states and three time zones on the road swing.
- This is the most consecutive games away from home for the Hilltoppers since 2007-08, when they played eight in a row away from the end of the regular season to the NCAA Tournament Sweet 16.
- This is the most consecutive regular season games away from home since playing seven straight away from Diddle Arena in the 2002-03 season.
- WKU will go 29 days between home games, the most since going 42 days between home contests from Dec. 11, 1999, to Jan. 22, 2000.
- The Hilltoppers have started guards Junior Lomomba, Pancake Thomas and Que Johnson alongside forwards Justin Johnson and Ben Lawson in each of their first six games.
- WKU has made at least one 3-pointer in 912 consecutive games, dating back to March 15, 1987. The 3-point shot was instituted prior to the 1986-87 season.
- Junior Justin Johnson has made 5 of 11 shots from 3-point range this year after netting just one 3-pointer over his first two seasons.
- Graduate senior Pancake Thomas and graduate senior Junior Lomomba are a combined 33 of 37 from the free-throw line. WKU's guards are a combined 57 of 68 (.838) from the charity stripe, and Thomas leads Conference USA with a 94.4 percent clip from the line.
- WKU has made more free throws (95) than its opponents have attempted (73). The Hilltoppers' 31 makes vs. North Carolina A&T were their most since netting 33 vs. Ball State on Feb. 22, 2003.
- Pancake Thomas played in his 100th career game at Belmont. Junior Lomomba (97) and graduate senior Que Johnson (99) are also nearing the 100-game milestone.
- Justin Johnson needs 274 points this season to become the 49th player in Hilltopper Basketball history to score 1,000 career points.
- Graduate senior Que Johnson needs 75 points to reach 1,000 for his career across his time at Washington State and WKU. Pancake Thomas needs 190 points to reach 1,000 for his career across his time at New Mexico, Hartford and WKU.
- Senior Ben Lawson ranks fifth in WKU history with 142 career blocked shots.
- Head coach Rick Stansbury needs four more wins to reach 300 victories for his career.

LAST GAME AGAINST UNLV: DECEMBER 1, 2015

Justin Johnson, who finished with 22 points, nailed the first 3-pointer of his career with 1.9 seconds left to give WKU an 86-84 victory over Eastern Kentucky. WKU (4-3) led for most of the second half and was ahead 83-81 with 35 seconds remaining. Aaron Cosby made 8 of 11 from long range for 26 points to lead the Hilltoppers.

WKU HILLTOPPERS

Record	3-3 (0-0 C-USA)
Ranking	NR
NCAA RPI	N/A
Last Game	L, 71-61 at UNLV
Head Coach	Rick Stansbury
Career Record	296-169 (15th season)
Record at School	3-3 (First season)
Leading Scorer	Q. Johnson (15.0 ppg)
Leading Rebounder	J. Johnson (9.5 rpg)
Leading Assists	J. Lomomba (4.0 apg)

EASTERN KENTUCKY COLONELS

Record	3-4 (0-0 OVC)
Ranking	NR
NCAA RPI	N/A
Last Game	W, 92-64 vs. Berea
Head Coach	Dan McHale
Career Record	18-20 (Second season)
Record at School	Same
Leading Scorer	N. Mayo (19.7 ppg)
Leading Rebounder	Z. Charles (7.0 rpg)
Leading Assists	A. Gist (3.7 apg)

WORKING CREDENTIALS: To request credentials, please contact Zach Greenwell, Associate Director of Media Relations, or Lance Dozier, WKU Media Relations Assistant. All requests should be made as early as possible and should be limited to working press only. Space on the E.A. Diddle Arena press row is limited, and a media/photo work room is available on the ground level just off the arena floor for credentialed media members.

Credentials will be screened and issued on a priority basis, with national publications, daily newspapers, wire services, originating radio and television networks, television tape crews and student newspapers from WKU and the visiting school receiving top priority. Requests from weekly newspapers, internet publications and radio stations that cover WKU and the visiting team will be honored on a space-available basis. Requests for credentials will be reviewed on a case-by-case, year-by-year basis.

The Athletic Communications/Media Relations office has the final authority on whether any individuals from any organization will be issued media credentials. Space will also be made available to professional scouts. Complimentary tickets are not provided to media. Spouses, dates, equipment carriers and non-working members of the media are restricted from press row, sidelines and interview areas.

MEDIA WILL CALL: Credentials may be picked up on gameday at Media Will Call at Entrance 2 of E.A. Diddle Arena. Please be mindful that parking is done by a list and parking passes will not be issued, so please request parking at the same time.

PHOTOGRAPHERS: Credentials for photographers will be issued on the basis of circulation, with priority granted to agencies covering the participating schools on a regular basis. Credentials will not be issued to freelance photographers unless they are employed by a reputable publication or the media relations office of the participating schools. Per NCAA rule, images or likeness of current student-athletes may not be sold, distributed or used for commercial purposes.

RADIO COVERAGE: Radio broadcast permission must be obtained in advance, along with press row reservations, from Zach Greenwell. WKU maintains

courtesy phone lines for schools who can provide reciprocal arrangements for the Hilltopper IMG Sports Network. Other arrangements for installation of broadcast lines, including ISDN lines, should be made well in advance with Greenwell and WKU Telecommunications.

BASELINE AREAS: Access to the baselines is reserved for photographers/videographers. When on the baselines, media must remain outside the team bench areas. This includes during pregame activities. With rare exceptions, a seat on press row will not be issued to media members shooting from the baselines, since a media/photo work room is easily accessible.

RECRUITS: Per NCAA rule, media are not permitted to have contact with a prospect or family members of a prospect during their visit (official or unofficial) to campus, including prospects in attendance at practice or games. Contact includes in-person conversations, phone calls, text messages, emails, social media, etc. Media are also asked to make every effort to keep distance from prospects on campus, including at practice, during pre-game activities on the sidelines and in the stands.

GAMEDAY SERVICES: Members of the media covering the game will be provided with pregame notes for both teams, a media guide and a flipcard. Statistics will be handed out at each media timeout, and a running play-by-play will also be provided following the game. WKU offers live stats for media members through StatBroadcast. Approximately 15 minutes following the completion of the game, a final statistical book will be available. The first run of books will be given directly to the visiting SID to allow for easy departure.

POSTGAME INTERVIEWS: For home games, head coach Rick Stansbury and select players will hold a postgame news conference with the media in the Paul Just Media Center at E.A. Diddle Arena. WKU Athletic Communications/Media Relations representatives will be available to assist in postgame interviews. Interviews with the visiting team can be coordinated with the visiting SID, unless it is predetermined that the visiting team will also come to the media room.

WEEKLY PRESS CONFERENCE: Head coach Rick Stansbury holds a press conference for credentialed media during the week when the team schedule allows, usually on a weekly basis. Select players may also be available at the weekly press conference.

CURRENT WKU STREAKS	
All Games	L2
Last Win: 11/22/16 vs. North Carolina A&T	
At E.A. Diddle Arena	W6
Last Loss: 02/18/16 vs. Old Dominion	
On the Road	L3
Last Win: 02/25/16 at Middle Tennessee	
Neutral Sites	L2
Last Win: 03/10/16 vs. UAB	
vs. Ranked Opponents	L2
Last Win: 01/10/15 vs. #25 Old Dominion	
Nonconference (Home)	W12
Last Loss: 12/20/14 vs. #4 Louisville	
Nonconference (Road/Neutral)	L4
Last Win: 03/10/16 vs. UAB	
Conference USA	W2
Last Loss: 02/27/16 at UAB	
Conference USA (Home)	W3
Last Loss: 02/18/16 vs. Old Dominion	
Conference USA (Road)	L1
Last Win: 02/25/16 at Middle Tennessee	
Games Allowing 75 or Fewer Points	1
Last Time: 11/26/16 at UNLV (71)	
Games with a 15-Point Scorer	1
Last Time: 11/26/16 at UNLV	
Games with an Even/Pos. Assist-to-TO Ratio	1
Last Time: 11/26/16 at UNLV	
Games with a 3-Point FG	912
Last Miss: 03/13/87 vs. West Virginia	
When Scoring 80+ Points	W3
Last Loss: 02/13/16 vs. Marshall (93, OT)	
When Scoring 90+ Points	W1
Last Loss: 02/13/16 vs. Marshall (93, OT)	
When Scoring 100+ Points	W4
Last Loss: 01/29/04 vs. La.-Lafayette (110-102)	

2016-17 C-USA STANDINGS

	[---C-USA---]		[--Overall--]	
	W-L	PCT	W-L	PCT
1. Middle Tenn.	0-0	.000	6-1	.857
2. Marshall	0-0	.000	4-1	.800
Rice	0-0	.000	4-1	.800
4. Southern Miss	0-0	.000	3-1	.750
5. Charlotte	0-0	.000	4-2	.667
6. LA Tech	0-0	.000	3-2	.600
Old Dominion	0-0	.000	3-2	.600
8. North Texas	0-0	.000	3-3	.500
UAB	0-0	.000	3-3	.500
WKU	0-0	.000	3-3	.500
11. FIU	0-0	.000	3-4	.429
12. Florida Atlantic	0-0	.000	2-3	.400
UTEP	0-0	.000	2-3	.400
14. UTSA	0-0	.000	2-4	.333

2016-17 C-USA PRESEASON

ALL-CONFERENCE USA TEAM

Erik McCree, LA Tech (Senior, F)
 Jon Elmore, Marshall (Junior, G)
 Ryan Taylor, Marshall (Senior, F)
 Giddy Potts, Middle Tennessee (Junior, G)
 Reggie Upshaw Jr., Middle Tennessee (Senior, F)
 Jeremy Combs, North Texas (Junior, F)
 Marcus Evans, Rice (Sophomore, G)
 Chris Cokley, UAB (Junior, F)
 William Lee, UAB (Junior, F)
Justin Johnson, WKU (Junior, F)

COACHES POLL (first-place votes)

1. UAB (10)	5. ODU	9. Rice	13. USM
2. MT (4)	6. UTEP	10. North Texas	14. UTSA
3. WKU	7. LA Tech	11. FIU	
4. Marshall	8. Charlotte	12. Florida Atlantic	

WKU IN 2016-17 C-USA STATISTICS

CATEGORY	TEAM	PLAYERS
Scoring Offense	11th (67.8)	Q. Johnson (10th, 15.0)
Scoring Defense	10th (72.7)	--
Scoring Margin	13th (-4.8)	--
Free Throw %	5th (.742)	Thomas (1st, .944)
Field Goal %	11th (.407)	Q. Johnson (17th, .429)
FG% Defense	10th (.429)	--
3-Point FG %	4th (.365)	Q. Johnson (8th, .378)
3-Point FG Made	7th (6.3)	Q. Johnson (t-8th, 2.3)
3-Pt. FG% Defense	13th (.400)	--
Reb. Offense	6th (37.5)	J. Johnson (3rd, 9.5)
Reb. Defense	10th (37.8)	--
Reb. Margin	11th (-0.3)	--
Offensive Rebs.	t-11th (9.0)	Waters (t-8th, 2.5)
Defensive Rebs.	4th (28.5)	J. Johnson (2nd, 7.2)
Blocked Shots	4th (4.5)	Lawson (3rd, 2.3)
Assists	13th (10.7)	Lomomba (12th, 4.0)
Steals	13th (4.2)	Q. Johnson (t-9th, 1.5)
TO Margin	10th (-1.7)	--
A/TO Ratio	11th (0.78)	Lomomba (t-16th, 1.2)
Minutes Played	--	Thomas (2nd, 35.5)

TEAM ROSTER

NO	NAME	POS	HT	WT	YR	EXP	HOMETOWN (PREVIOUS SCHOOL)
00	Jabari McGhee	F	6-7	205	r-So.	TR	Albany, Ga. (Univ. of Tennessee)
1	Tobias Howard	G	6-2	185	Fr.	HS	Lithonia, Ga. (DME Academy)
3	Damari Parris	G	6-0	160	Fr.	HS	Bowie, Md. (Evelyn Mack Academy)
5	Junior Lomomba	G	6-5	205	r-Sr.	TR	Montreal, Quebec (Providence)
12	Pancake Thomas	G	6-4	195	r-Sr.	FR	Baton Rouge, La. (Hartford)
14	Ben Lawson	F	7-1	235	Sr.	3L	Hitchin, England (Oaklands College)
15	Tyler Miller	G	6-4	185	Jr.	TR	Louisville, Ky. (Marshalltown Community College)
21	Marko Stajkovski	G	6-7	195	Fr.	HS	Novi Sad, Serbia (E-Gimnazija Novi Sad)
23	Justin Johnson	F	6-7	240	Jr.	2L	Hazard, Ky. (Perry County Central HS)
24	Willie Carmichael	F	6-8	210	r-So.	TR	Apopka, Fla. (Univ. of Tennessee)
32	Que Johnson	G	6-6	205	r-Sr.	TR	Pontiac, Mich. (Washington State)
42	Anton Waters	F	6-7	245	Sr.	1L	Baltimore, Md. (Gulf Coast State College)
43	Marty Leahy	G	6-5	210	Fr.	HS	Brisbane, Australia (Ipswich Grammar)
	Lamonte Bearden	G	6-3	160	Jr.	TR	Milwaukee, Wis. (University at Buffalo)

PRONUNCIATION GUIDE

NAME	PRONUNCIATION
Marty Leahy	LAY
Junior Lomomba	luh-MOM-buh
Jabari McGhee	juh-BAR-ee
Damari Parris	duh-MAR-ee
Marko Stajkovski	sty-CAHV-ski
Anton Waters	ann-TAWN
Shammond Williams	shuh-MOND
Quannas White	kuh-WAHN-us

COACHING AND SUPPORT STAFF

POSITION	NAME	ALMA MATER (YEAR)	YEAR IN ROLE
Head Coach	Rick Stansbury	Campbellsville (1981)	First Season
Assistant Coach	Chris Cheeks	VCU (1990)	First Season
Assistant Coach	Shammond Williams	North Carolina (1998)	First Season
Assistant Coach	Quannas White	Oklahoma (2003)	First Season
Director of Basketball Operations	Talvis Franklin	Mississippi State (2007)	First Season
Associate Director of Basketball Ops	Martin Cross	WKU (2015)	First Season
Video Coordinator	Mark Martin	Texas A&M (2012)	First Season
Academic Coordinator	William Monts	Clemson (2006)	First Season
Graduate Assistant Manager	Ben Hansbrough	Notre Dame (2011)	First Season
Strength and Conditioning Coach	Duane Hall	WKU (1996)	Third Season
Athletic Trainer	Mike Gaddie	Murray State (1992)	17th Season
Program Manager	Erien Watson	Mississippi State (2009)	First Season



Head Coach
Rick Stansbury



Assistant Coach
Chris Cheeks




Assistant Coach
Shammond Williams




Assistant Coach
Quannas White



Director of Ops
Talvis Franklin



Assoc. Dir. of Ops
Martin Cross



Video Coordinator
Mark Martin




Academic Coord.
William Monts



Grad. Ast. Manager
Ben Hansbrough



Strength Coach
Duane Hall



Athletic Trainer
Mike Gaddie



Program Manager
Erien Watson

THE LAST TIME OUT

LAS VEGAS (AP) — WKU lost to UNLV 71-61 on Saturday night in the Global Sports Classic. Tyrell Green scored 23 points with seven rebounds to lead UNLV (4-2). Jalen Poyser added 22 points and nine assists and Dwayne Morgan chipped in eight points with six rebounds. UNLV led early and was up 21-11 with 6:17 left in the half. But the Hilltoppers (3-3) surged to pull ahead 24-23 on a 3-pointer by Que Johnson and they led 30-28 at the break. The teams battled until a Jovan Mooring layup and a Green 3-pointer gave the Rebels a 58-52 edge with 5:12 to go and they held on for the win. Que Johnson led the Hilltoppers with 16 points. Justin Johnson added 10 points, 10 rebounds and three assists.

NOTES ON THE PROGRAM

BOUND FOR THE BAHAMAS

The Hilltoppers will be part of the eight-team field for the 2017 Battle 4 Atlantis, which was announced last week during the championship game for this year's event. 2016 national champion Villanova, Arizona, Purdue, North Carolina State, Tennessee, SMU and Northern Iowa join WKU in the star-studded field. The eight teams in the field have won a combined five national championships and reached a combined 16 Final Fours, as well as a combined 76 Sweet Sixteen berths. WKU, Arizona, Villanova, Purdue and NC State are all within the top 26 in NCAA history for all-time wins.

WKU PICKS UP THREE PIECES IN TOP-25 SIGNING CLASS

The Hilltoppers added three standout prospects during the early signing period, giving WKU a consensus top-15 signing class. WKU received national letters of intent from five-star center Mitchell Robinson, four-star guard Josh Anderson and three-star guard Taveion Hollingsworth. The newest Hilltoppers give WKU its first top-25 signing class in the modern era. With the trio, the Hilltoppers' haul is currently ranked seventh by Rivals, 10th by Scout, and 12th by 247Sports.

TOPS SIGN ELITE BIG MAN ROBINSON

WKU put the cherry on top of its early signing haul with the signing of five-star prospect Mitchell Robinson (7-0, Center). Robinson, out of Chalmette (La.) High School, is far and away the highest-ranked signee for the Hilltoppers since the beginning of the modern recruiting services. The big man is a consensus five-star recruit across all outlets and is ranked as the No. 4 prospect nationally in the 2017 class by 247Sports and No. 6 by both Rivals and Scout. Robinson is also the highest-ranked recruit ever signed by head coach Rick Stansbury, who produced five top-20 signing classes in a nine-year stretch during his 14-year tenure at the helm at Mississippi State. Robinson heads to WKU with a reputation as a defensive force. He averaged 20.9 points, 13.6 rebounds, 8.1 blocks and 2.0 steals per game last season as a junior for Chalmette High School while shooting 69 percent from the floor.

HILLTOPPERS LAND FOUR-STAR GUARD ANDERSON

The Hilltoppers added to their 2017 recruiting haul with the signing of four-star prospect Josh Anderson (6-4, Guard) to a national letter of intent in the 2017 recruiting class. Anderson, out of Madison Prep Academy in Baton Rouge, La., is a consensus four-star recruit across all outlets and is ranked as the No. 43 player nationally in the 2017 class by Rivals, No. 50 by Scout and No. 52 by 247Sports. Anderson helped Madison Prep to its third state championship in four years last season. He averaged 18.1 points, 5.8 assists and 4.6 rebounds per game as a junior as Madison Prep won its second straight title and appeared in its third straight state championship game.

WKU ADDS BLUEGRASS-BORN HOLLINGSWORTH

The Hilltoppers hauled in their first piece in the 2017 recruiting class in the early signing period with the addition of three-star prospect Taveion Hollingsworth (6-2, Guard) via national letter of intent. Hollingsworth, an in-state product out of Paul Laurence Dunbar High School in Lexington, is a consensus three-star recruit across all outlets and is a front-runner for Kentucky's 2017 Mr. Basketball award. A proven winner with Bluegrass roots, Hollingsworth was named the KHSAA Sweet 16 MVP last year while leading Dunbar to a 33-6 record and its first state title.

NEW-LOOK ROSTER

WKU's 2016-17 roster, which has nine newcomers, represents seven states – Florida, Georgia, Kentucky, Louisiana, Maryland, Michigan and Wisconsin – as well

as four other countries – Australia, Canada, England and Serbia. With many new faces on the roster, WKU returns 31 percent of its scoring, 39 percent of its rebounding and 14 percent of its assists from the 2015-16 campaign.

POSTSEASON PLAY

WKU has advanced to the semifinals of its league tournament in 11 of the last 12 seasons, including a run to the 2016 Conference USA Tournament semifinals. The team is 21-5 with four championships in the last nine conference tournaments overall. WKU's 23 NCAA Tournament appearances are six more than the next closest Conference USA school (UTEP, 17), and one more than the eight league schools with the fewest appearances combined (LA Tech, 5; Marshall, 5; Rice, 4; North Texas, 3; Southern Miss, 3; FIU, 1; Florida Atlantic, 1; UTSA, 0).

PROGRAM PRESTIGE

Entering 2016-17, WKU ranks third in NCAA history in regular-season league titles (42), ninth in all-time winning percentage (.663) and is tied for 16th in all-time victories (1,737). WKU, Middle Tennessee and LA Tech are the only schools in Conference USA to win 20 or more games in at least three of the last four seasons. WKU's 43 20-win seasons are the seventh-most in NCAA history.

FRIENDLY CONFINES

WKU is 52-15 (.776) at E.A. Diddle Arena over the last four-plus seasons after going 27-17 (.614) in the three seasons prior. The Hilltoppers are 576-162 all-time at Diddle Arena for a .780 winning percentage.

CONFERENCE USA PRESEASON

Justin Johnson was named to the 2016-17 Conference USA Men's Basketball Preseason All-Conference Team, while WKU was picked to finish third in the league. Johnson, a 6-foot-7 junior forward from Hazard, Ky., is WKU's first preseason all-conference selection since George Fant and T.J. Price both made the list in the Hilltoppers' inaugural season in C-USA in 2014-15. Third is the highest the Hilltoppers have been picked to finish as a team since they joined C-USA, and it's their highest projection overall since being tabbed to win the Sun Belt Conference before the 2013-14 campaign.

LOCKING DOWN ON 'D'

WKU held Alabama State to 20.6 percent shooting and 17 points in the first half of its season opener. Both were the Hilltoppers' lowest allowed in a half since holding Troy to 15.6 percent and 17 points on Jan. 4, 2014.

NOTES ON THE HILLTOPPERS

JUNIOR LOMOMBA

Graduate senior Junior Lomomba continued to settle into his new role as a point guard with a career-high seven assists in WKU's victory over Jacksonville State. Lomomba's 29 points in the preseason win over Kentucky Wesleyan were the most by a Hilltopper in an exhibition since Juan Pattillo scored 31 against Campbellsville on Nov. 5, 2010.

ANTON WATERS

With depth sorely needed in the post, senior forward Anton Waters has stepped up for the Hilltoppers. Waters has matched or set a new career high for rebounds three times this season, including 10 boards against Washington. He's averaging 9.0 points and 6.5 rebounds per outing.

JUSTIN JOHNSON

Junior forward Justin Johnson led WKU with 14.9 points per game and 7.9 rebounds per game in 2015-16, becoming the first Hilltopper to lead the team in both categories since Derrick Gordon in 2011-12. Johnson shot 60.2 percent from the field last season, ranking second in Conference USA and 20th in the nation. He also ranked 14th in C-USA in scoring and sixth in rebounding. Johnson's 507 points last season were the seventh-most by a sophomore in WKU history, and the 41st 500-point season overall by a Hilltopper. He needs 274 points to reach 1,000 for his career.

BEN LAWSON

Senior forward Ben Lawson ranks fifth in WKU history with 142 career blocked shots. His 66 blocks in 2015-16 were the seventh-most in a season in Hilltopper history. Lawson joins Jeremy Evans, Elgrace Wilborn and Chris Marcus as Hilltop-

pers with at least 50 blocks in multiple seasons.

GRADUATE TRANSFERS

On a team in need of backcourt help, graduate transfer guards Que Johnson (Washington State), Junior Lomomba (Providence) and Pancake Thomas (Hartford) will provide valuable experience this year. The trio had played in 281 combined games and scored a combined 1,954 points over their college careers, while Lomomba helped the Friars to the NCAA Tournament the last two seasons. Thomas reached the NCAA Tournament in his first two seasons at New Mexico before transferring to Hartford.

TENNESSEE TRANSFERS

WKU adds the services of two transfers from the University of Tennessee, forwards Willie Carmichael and Jabari McGhee. Carmichael, who played in all 32 UT games as a freshman in 2014-15 and averaged three points and 2.3 rebounds in 14.8 minutes per game, will be eligible to start the 2016-17 season. McGhee will be eligible midway through the season.

LAMONTE BEARDEN

Buffalo transfer guard Lamonte Bearden will sit out this season, but he also offers WKU postseason experience. Bearden was a starter on the Bulls' NCAA Tournament teams the last two seasons.

NOTES ON THE COACHING STAFF

STANSBURY BACK AT THE HELM

Among the 40-plus Division I men's basketball coaching hires over the offseason, Rick Stansbury ranked fifth with 293 career Division I wins. Among those new Division I hires across the country, Stansbury was also tied for fifth in NCAA Tournament appearances with six.

HOME-COURT ADVANTAGE

Stansbury's teams have been outstanding on their own turf, boasting a winning percentage at home of better than 80 percent during his 15 seasons at the helm at Mississippi State and WKU.

TOURNAMENT TIME

In Stansbury's 30 previous seasons as a head coach or assistant coach, his teams have gone to the postseason 18 times, with top-five seeds in the NCAA Tournament six times. The Bulldogs reached the postseason 11 times in Stansbury's 14 seasons as a head coach at Mississippi State.

CHAMPIONSHIP MINDSET

During Stansbury's final 10 years leading Mississippi State, only Kentucky won more SEC championships than his eight, and over his entire 14-year run at the helm, only Kentucky and Florida won more games. His 293 career victories are the 10th-most in SEC history.

ACADEMIC SUCCESS

During Stansbury's time as a head coach at Mississippi State, only Vanderbilt had a higher graduation rate in the SEC, and the Bulldogs were third in the SEC with 41 academic honorees in 14 years.

FILLING THE STANDS

Of the top 30 games for attendance in MSU history, 26 came during Stansbury's run as head coach, including all of the top 10.

FAMILY TRADITION

Stansbury's connection to The Hill goes back well before his hiring as head coach to his great uncle, Edgar B. Stansbury, a 1994 WKU Athletics Hall of Famer as a three-sport athlete (baseball, basketball, football), football assistant coach under W.L. "Gander" Terry, and Director of Athletics in 1946 after serving his country in World War II. The concourse inside E.A. Diddle Arena is named in E.B. Stansbury's honor.

QUICK START

Rick Stansbury is the first Hilltopper coach to start his first season 2-0 since Murray Arnold in the 1986-87 campaign, and just the third since 1922, joining Arnold and E.A. Diddle.

ASSISTANTS' WINNING PEDIGREE

WKU's three assistants – Chris Cheeks (VCU), Shammond Williams (North Carolina) and Quannas White (Oklahoma) – reached a combined four Final Fours and

scored 3,286 career points between them at the Division I level as players.

NOTES ON THE SCHEDULE

CONFERENCE USA SLATE

Home games against six of the top seven finishers in C-USA last season highlight the conference slate. The Hilltoppers will play home-and-home series with four of the top five finishers in C-USA last season – UAB, Middle Tennessee, Old Dominion and Marshall. The 18-game conference slate also includes a home-and-home series with Charlotte and single games against the other eight teams in the league.

NONCONFERENCE SCHEDULE

WKU welcomes Austin Peay, Ohio, North Carolina A&T, Alabama State and Jacksonville State to E.A. Diddle Arena in nonconference contests as the program enters a new era under Rick Stansbury. The Hilltoppers will be well-tested on the road with trips to regional rivals Belmont, Eastern Kentucky and Indiana State, as well as Saint Mary's (Calif.), Detroit and SEC foe Missouri. They will also play two games in the Global Sports Classic in Las Vegas, starting against Washington on the day after Thanksgiving. The Hilltoppers will then square off with either UNLV or TCU.

NUMBERS OF NOTE

WINS AGAINST RANKED TEAMS SINCE 1985-86

WKU has notched 11 wins against ranked opponents since the 1985-86 season, with three at E.A. Diddle Arena, three on the road and five at neutral sites.

WKU's Wins Against Ranked Opponents since 1985-86

- 12/07/85: (W) 71-58 vs. #19 Auburn at E.A. Diddle Arena
- 01/16/86: (W) 75-72 (OT) at #12 UAB
- 01/25/86: (W) 81-75 vs. #18 UAB at E.A. Diddle Arena
- 02/16/93: (W) 78-77 at #22 Louisville
- 03/08/93: (W) 72-63 vs. #13 New Orleans in SBC Tourn. in Biloxi, Miss.
- 03/20/93: (W) 72-68 vs. #6 Seton Hall in NCAA Tourn. in Orlando, Fla.
- 11/15/01: (W) 64-52 at #4 Kentucky
- 03/21/08: (W) 101-99 (OT) vs. #14 Drake in NCAA Tourn. in Tampa, Fla.
- 11/30/08: (W) 68-54 vs. #3 Louisville in Nashville, Tenn.
- 12/11/09: (W) 76-69 vs. #24 Vanderbilt in Nashville, Tenn.
- 01/10/15: (W) 72-65 vs. #25 Old Dominion at E.A. Diddle Arena

TOP E.A. DIDDLE ARENA ATTENDANCES SINCE 2002-03

Since the 2002-03 season, after E.A. Diddle Arena underwent its renovation to its current capacity of 7,326, the Hilltoppers have played in front of 16 home crowds of at least 7,000 people. A standing room only crowd of 7,598 was on-hand on Dec. 20, 2014, to see WKU face No. 4 Louisville, which became the largest non-conference crowd since the renovation, and 7,119 were at E.A. Diddle Arena for Senior Night on Feb. 28, 2015.

Games of At Least 7,000 at E.A. Diddle Arena since Capacity Went to 7,326

1. 8,118 - 03/11/03 - W, 64-52 vs. Middle Tennessee - SBC Tournament
2. 7,718 - 02/21/08 - L, 69-64 vs. South Alabama
3. 7,598 - 12/20/14 - L, 76-67 vs. #4 Louisville
4. 7,523 - 12/30/13 - L, 79-74 vs. Ole Miss
5. 7,412 - 03/01/03 - W, 89-75 vs. Middle Tennessee
6. 7,336 - 11/26/05 - L, 69-65 vs. Georgia
7. 7,328 - 11/29/03 - L, 81-75 vs. Mississippi State
8. 7,326 - 01/26/06 - W, 94-81 vs. Louisiana-Lafayette
- 7,326 - 02/18/06 - W, 79-58 vs. Northern Arizona
- 7,326 - 02/25/06 - W, 80-65 vs. FIU
- 7,326 - 12/22/10 - L, 114-82 vs. #25 Louisville
- 7,326 - 02/25/12 - W, 73-67 vs. Middle Tennessee
- 7,326 - 03/02/13 - L, 70-62 vs. Middle Tennessee
14. 7,119 - 02/28/15 - W, 77-61 vs. FIU
15. 7,117 - 02/21/09 - W, 79-66 vs. FIU
16. 7,089 - 12/09/06 - L, 75-70 vs. Southern Illinois
17. 7,086 - 12/02/08 - W, 67-63 vs. Georgia

MISCELLANEOUS STATS

10+ POINT GAMES

	2016-17	CAREER (WKU)
Que Johnson	6	6
Pancake Thomas	5	5
Justin Johnson	4	34
Anton Waters	2	5
Ben Lawson	1	11
Junior Lomomba	1	1

20+ POINT GAMES

Justin Johnson	0	7
----------------	---	---

10+ REBOUND GAMES

Justin Johnson	4	14
Anton Waters	1	1
Ben Lawson	0	3

DOUBLE-DOUBLES

Justin Johnson	3	13
Anton Waters	1	1

GAMES LED WKU IN SCORING

Que Johnson	4	4
Justin Johnson	2	16

GAMES LED WKU IN REBOUNDING

Justin Johnson	5	29
Que Johnson	1	1
Ben Lawson	0	6
Anton Waters	0	2

GAMES LED WKU IN ASSISTS

Junior Lomomba	4	4
Justin Johnson	1	4
Pancake Thomas	1	1
Que Johnson	1	1
Damari Parris	1	1
Ben Lawson	0	1

GAMES LED WKU IN BLOCKED SHOTS

Ben Lawson	6	55
Justin Johnson	3	15
Que Johnson	2	2
Anton Waters	1	6
Junior Lomomba	1	1

GAMES LED WKU IN STEALS

Que Johnson	4	4
Pancake Thomas	2	2
Damari Parris	1	1
Marty Leahy	1	1
Tyler Miller	1	1
Justin Johnson	0	11
Ben Lawson	0	8
Anton Waters	0	1

WKU BY SITUATION

CATEGORY	2013-14	2014-15	2015-16	2016-17	ALL
All games	20-12	20-12	18-16	3-3	61-43
Conference games	12-6	12-6	8-10	0-0	32-22
Nonconference games	8-6	8-6	10-6	3-3	29-21
Home	13-4	13-3	12-4	3-0	41-11
Away	7-7	5-8	3-9	0-2	15-26
Neutral site	0-1	2-1	3-3	0-1	5-6
Televised games	16-10	17-10	13-14	2-0	48-34
vs. Ranked opponents	0-2	1-1	0-2	0-0	1-5
vs. Unranked opponents	20-10	19-11	18-14	3-3	60-38
Winning the tip	8-3	8-6	12-7	3-1	31-17
Losing the tip	12-9	12-6	6-9	0-2	30-26
Scoring first	12-4	10-8	15-10	2-1	39-23
Opponent scores first	8-8	10-4	3-6	1-2	22-20
Leading at halftime	15-2	14-2	14-5	2-1	45-10
Trailing at halftime	4-10	3-9	4-10	0-2	11-31
Tied at halftime	1-0	3-1	0-1	1-0	5-2
Leading with 5:00 to play	14-2	15-2	17-6	3-0	49-10
Trailing with 5:00 to play	6-10	2-10	1-10	0-3	9-33
Tied with 5:00 to play	0-0	3-0	0-0	0-0	3-0
In overtime	1-1	3-0	2-3	0-0	6-4
Games decided by ≤3 pts.	6-1	3-3	2-5	0-0	11-9
Games decided by 4-10 pts.	10-6	10-5	9-6	1-1	30-18
Games decided by 11+ pts.	4-5	7-4	7-5	2-2	20-16
Shooting 50% or higher	4-1	2-1	10-1	0-0	16-3
Shooting 40-49%	13-2	15-6	7-11	3-2	38-20
Shooting less than 40%	3-9	3-5	1-4	0-1	7-19
Opp. shooting 50% or higher	2-3	0-3	2-9	0-0	4-15
Opp. shooting 40-49%	12-7	10-7	9-6	2-2	33-22
Opp. shooting less than 40%	6-2	10-2	7-1	1-1	24-6
Make more 3FG than opp.	11-9	14-4	4-4	1-0	30-17
Make fewer 3FG than opp.	7-3	4-4	8-12	1-3	20-22
3FG made are even	2-0	2-4	6-0	1-0	11-4
Attempt more FT than opp.	14-3	14-2	13-11	3-2	65-24
Attempt fewer FT than opp.	6-8	4-9	5-5	0-1	23-37
FT attempts are even	0-1	2-1	0-0	0-0	4-5
More rebounds than opp.	16-6	14-5	16-11	3-0	44-22
Fewer rebounds than opp.	2-5	5-7	2-5	0-2	9-19
Rebounds are even	2-1	1-0	0-0	0-1	3-2
More assists than opp.	11-4	18-3	13-1	2-0	44-8
Fewer assists than opp.	7-6	2-9	3-14	1-3	13-32
Assists are even	2-2	0-0	2-1	0-0	4-3
Commit more TOs than opp.	7-9	6-9	14-12	2-2	29-32
Commit fewer TOs than opp.	12-2	11-3	3-2	1-0	27-7
Turnovers are even	1-1	3-0	1-2	0-1	5-4
Scoring 100+ points	1-0	1-0	0-0	0-0	2-0
Scoring 90-99 points	0-0	0-0	3-1	0-0	3-1
Scoring 80-89 points	2-1	6-2	7-2	0-0	15-5
Scoring 70-79 points	7-3	8-0	5-7	3-0	23-10
Scoring 60-69 points	7-4	4-6	2-4	0-2	13-16
Scoring fewer than 60 points	3-4	1-4	1-2	0-1	5-11
Allowing 100+ points	0-0	0-0	0-0	0-0	0-0
Allowing 90-99 points	0-0	0-1	1-5	0-1	1-7
Allowing 80-89 points	0-2	2-1	2-5	0-1	4-9
Allowing 70-79 points	6-8	3-6	8-3	0-1	17-18
Allowing 60-69 points	7-2	9-3	6-2	2-0	24-7
Allowing fewer than 60 pts.	7-0	6-1	1-1	1-0	15-2
Following a win	11-9	13-7	6-12	1-2	31-30
Following a loss	9-3	7-5	12-4	2-1	30-13
More bench points than opp.	14-10	10-3	15-12	2-1	41-26
Fewer bench pts. than opp.	6-2	10-9	3-4	1-2	20-17
Bench points are even	0-0	0-0	0-0	0-0	0-0
in November	4-2	2-3	3-3	3-3	12-11
in December	4-3	5-2	5-2	0-0	14-7
in January	6-2	8-1	3-6	0-0	17-9
in February	5-2	3-4	3-4	0-0	11-10
in March	1-3	2-2	4-1	0-0	7-6
on Monday	0-3	1-0	1-1	0-0	2-4
on Tuesday	0-2	0-2	3-0	1-0	4-4
on Wednesday	1-0	3-0	2-2	1-0	7-2
on Thursday	7-2	7-3	5-4	0-0	19-9
on Friday	0-0	0-0	0-1	0-1	0-2
on Saturday	12-5	8-6	6-7	1-2	27-20
on Sunday	0-0	1-1	1-1	0-0	2-2

THE LAST TIME IT HAPPENED

A WKU TEAM:

Was ranked	2007-08
Final Associated Press Poll (No. 22)	
Received votes in a national poll	11/13/09
Associated Press Preseason Top 25	
Played a ranked team	12/19/15
(L) 79-56 at #16 Louisville	
Beat a ranked team	01/10/15
(W) 72-65 vs. #25 Old Dominion	
Won 10+ straight	01/10/08 - 02/16/08 (11)
Won 15+ straight	01/03/02 - 03/05/02 (15)
Won 20+ straight	12/03/66 - 02/20/67 (21)
Lost 5+ straight	12/31/11 - 01/15/12 (5)
Scored 100 pts	12/29/14
(W) 104-62 vs. Alice Lloyd (Ky.) College	
Scored 100 pts on the road	02/22/01
(W) 100-60 at Arkansas State	
Scored 100 pts and lost	01/29/04
(L) 110-102 vs. Louisiana-Lafayette	
Allowed 100 pts	12/22/10
(L) 114-82 vs. #25 Louisville	
Allowed 100 pts at home	12/22/10
(L) 114-82 vs. #25 Louisville	
Allowed 100 pts and won	12/03/73
(W) 102-100 at Arkansas	
Scored fewer than 50 pts	11/25/16
(L) 86-47 vs. Washington	
Allowed fewer than 50 pts	12/27/14
(W) 89-42 vs. Brescia (Ky.)	
Back-to-back 20-point wins	2010
11/12/10 • (W) 98-70 at Saint Joseph's	
11/15/10 • (W) 83-61 vs. Alabama A&M	
30-point win	12/28/13
(W) 103-65 vs. Brescia (Ky.)	
Back-to-back 30-point wins	2001
12/15/01 • (W) 103-40 vs. West Alabama	
12/19/01 • (W) 95-61 vs. Creighton	
40-point win	12/29/14
(W) 104-62 vs. Alice Lloyd (Ky.) College	
Back-to-back 40-point wins	2014
12/27/14 • (W) 89-42 vs. Brescia (Ky.)	
12/29/14 • (W) 104-62 vs. Alice Lloyd (Ky.) College	
50-point win	01/03/04
(W) 107-52 vs. Kentucky State	
60-point win	12/15/01
(W) 103-40 vs. West Alabama	
30-point loss	11/25/16
(L) 86-47 vs. Washington	
Played in OT game	03/05/16
(W) 96-90 (OT) vs. LA Tech	
Played in a 2OT game	01/18/14
(W) 82-77 (2OT) vs. Arkansas State	
Played in a 3OT game	01/19/84
(L) 76-74 (3OT) vs. Jacksonville	
Played in back-to-back OT games	2016
02/06/16 • (L) 93-89 (OT) at UTEP	
02/13/16 • (L) 96-93 (OT) vs. Marshall	
Won on "last second" shot	02/08/14
(W) 79-78 at UALR	
Trency Jackson hit a 28-footer with 0:00.0 left in regulation	
Lost on "last second" shot	03/21/09
(L) 83-81 in NCAA Tournament vs. #10 Gonzaga	
Demetri Goodson hit 6-footer at 0:00.9	
Had 5 players in double figures	03/10/16
(W) 88-77 vs. UAB	
Had 6 players in double figures	01/29/05
(W) 77-75 at New Mexico State	
Had 7 players in double figures	11/24/01
(W) 101-77 vs. Murray State	
Had 8 players in double figures	12/08/93
(W) 129-91 vs. North Florida	
Had 2 double-figure rebounders	11/25/16
Justin Johnson (11) and Anton Waters (10) vs. Washington	

Had two 20-point scorers	02/06/16
Fredrick Edmond (24) and Aaron Cosby (22) at UTEP	
Had three 20-point scorers	11/13/07
(W) 88-67 vs. Kentucky Wesleyan	
Had 10+ 3FGs	03/11/16
10-of-24 3FG vs. Old Dominion	
Held opponent under 35.0% shooting	11/24/15
30.7% (23-for-75) vs. Central Michigan	
Committed fewer than 10 TOs	03/11/16
4 vs. Old Dominion	
Committed fewer than 5 TOs	03/11/16
4 vs. Old Dominion	
Committed 25+ TOs	11/18/14
25 at Minnesota	
Forced 25+ TOs	11/10/12
26 at Southern Miss	
Shot 60% from the field	11/12/10
60.9% at St. Joseph's	
Shot 70% from the field	02/24/84
71.1% vs. UAB	
Shot 90% from FT line (min. 10)	01/23/16
93.3% (14-of-15) at Charlotte	

A WKU INDIVIDUAL:

Scored 25 pts	03/05/16
Aaron Cosby (34) vs. LA Tech	
Scored 30 pts	03/05/16
Aaron Cosby (34) vs. LA Tech	
Scored 40 pts	01/29/04
Anthony Winchester (40) vs. Louisiana-Lafayette	
Scored 50 pts	01/30/65
Clem Haskins (55) vs. Middle Tennessee	
Had 15 rebounds	11/14/15
Justin Johnson (15) vs. Campbellsville (Ky.)	
Had 20 rebounds	11/25/00
Chris Marcus (21) vs. Tennessee State	
Had 25 rebounds	03/07/72
Granville Bunton (27) at Morehead State	
Had 20 pts and 10 rebs	02/06/16
Fredrick Edmond (24 pts, 14 rebs) and Justin Johnson (15 pts, 12 rebs) at UTEP	
Had 10 assists	02/24/11
Jamal Crook (10) vs. FIU	
Had 5 blocks	11/25/16
Ben Lawson (5) vs. Washington	
Had 5 steals	12/28/15
Marlon Hunter (6) vs. Brescia (Ky.)	
Had a double-double	11/26/16
Justin Johnson (10 pts, 10 rebs) vs. UNLV	
Two players had a double-double	02/06/16
Fredrick Edmond (24 pts, 14 rebs) and Justin Johnson (15 pts, 12 rebs) at UTEP	
Had a triple-double	01/01/09
Orlando Mendez-Valdez (18 pts, 12 asts, 10 rebs) vs. Troy	

AN OPPOSING INDIVIDUAL:

Scored 30 pts	03/13/16
Trey Freeman, Old Dominion (42)	
Scored 40 pts	03/13/16
Trey Freeman, Old Dominion (42)	
Had 15 rebounds	11/21/15
Jameel Warney, Stony Brook (16)	
Had 20 rebounds	12/07/03
Cuthbert Victor, Murray State (20)	
Had 20 pts and 10 rebs	11/19/16
Evan Bradds, Belmont (26 pts, 14 rebs)	
Had 10 assists	11/25/16
Markelle Fultz, Washington (10)	
Had a double-double	11/19/16
Evan Bradds, Belmont (26 pts, 14 rebs)	



HEAD COACH RICK STANSBURY

CAREER RECORD: 296-169 (15TH SEASON)

RECORD AT WKU: FIRST SEASON

With 296 career wins and 11 postseason trips as a head coach to his credit, Rick Stansbury is the 15th head men's basketball coach at Western Kentucky University.

Stansbury, a Battletown, Ky., native and Campbellsville University Class of 2003 Hall of Famer, came to The Hill following two years at 2015-16 Southeastern Conference regular season champion Texas A&M, which included a run to the 2016 NCAA Sweet 16. In his 30 seasons as a head coach or an assistant coach, Stansbury's teams have gone to the postseason 18 times, with Top 5 seeds in the NCAA Tournament in 2016 (3), 2004 (2), 2003 (5), 2002 (3), 1996 (5) and 1995 (5) and in the NIT in 2012 (4), 2010 (1), and 2007 (1).

The veteran head coach made his name over a 22-year run at Mississippi State, including the final 14 as head coach (1999-2012), where he compiled a career record of 293-166 (.638), led the Bulldogs to the postseason 11 times – with six NCAA appearances – and became Mississippi State's all-time wins leader in the process.

In his two seasons in College Station, working for head coach Billy Kennedy, Stansbury helped the Aggie coaching staff sign a consensus top-10 recruiting class, a class regarded as one of the best in school history, in 2015. This past season, with Stansbury serving as associate head coach, the Aggies set a school record for wins with 28 after a 21-12 campaign and third place SEC finish in his first season. Texas A&M's run to the Sweet 16 was the deepest the Aggies have advanced in the tournament in program history.

During Stansbury's final 10 years leading Mississippi State, only Kentucky won more SEC championships than his eight, and over his entire 14-year run at the helm, only Kentucky and Florida won more games. His 293 career victories are the 10th-most in SEC history. The Bulldogs won the SEC tournament in 2002 and 2009, the overall SEC championship in 2004 and dominated the league's Western Division during Stansbury's tenure, winning the side in 2003, 2004, 2007, 2008 and 2010.

His teams were also postseason regulars, appearing in the NCAA Tournament or NIT 11 of his 14 seasons as MSU's head coach including trips to the NCAA Tournament in four consecutive seasons (2002-2005) and consecutive appearances in 2008 and 2009 with NIT trips in 1999, 2001, 2007, 2010 and 2012. Including his time as an assistant, Mississippi State went to the postseason 15 times in 22 seasons.

Seven Bulldogs earned All-America honors, 23 were named All-SEC (11 first teamers), and he posted 20 or more wins in 10 seasons during his 14-year run as head coach. Prior to Stansbury taking over as head coach, MSU had just seven postseason tournament appearances and won at least 20 games just seven times in the school's previous 86 years of basketball competition.

Stansbury is, in every essence of the word, a winner.

THE STANSBURY FILE

PERSONAL

Born: Dec. 23, 1959

Hometown: Battletown, Ky.

Wife: Meo **Children:** Isaac, Noah, Luke

COACHING CAREER

1981-82: Campbellsville (student assistant)

1983-84: Cumberland (graduate assistant)

1985-90: Austin Peay (assistant coach)

1990-94: Mississippi State (assistant coach)

1994-98: Mississippi State (assoc. head coach)

1998-2012: Mississippi State (head coach)

2014-15: Texas A&M (assistant coach)

2015-16: Texas A&M (associate head coach)

2016-17: WKU (head coach)

Off the court, Stansbury's program graduated players at a rate never before seen at Mississippi State. Over his time as head coach, only Vanderbilt had a higher graduation rate in the SEC, and the Bulldogs were third in the SEC with 41 academic honorees in 14 years. Fans also came out in droves in Starkville to watch Stansbury's Bulldogs play. Of the Top 30 most attended games in MSU history, 26 came during Stansbury's run as head coach, including all of the Top 10. He was the only coach in MSU history to average more than 10,000 fans per game in SEC play (2003-04/10,209), and his Bulldogs played in front of an average of over 7,000 fans per night in six of his 14 seasons as head coach.

Stansbury also brings to The Hill a national reputation of success as evidenced by his 2004 SEC Associated Press Coach of the Year, finalist for National Coach of the Year, and District 17 NABC Coach of the Year awards. During the 2003-04 season, Stansbury's Bulldogs ranked as high as No. 4 in the AP poll and finished No. 8 that year, their third consecutive Top 25 finish in the final AP poll. As a recruiter, Stansbury is no stranger to sending players to the NBA ranks. Since 1996, Stansbury has nine lottery picks including the 5th overall pick in the 1999 Draft, Jonathan Bender (Toronto), the 10th overall pick in the 1996 Draft, Erick Dampier (Indiana), and Parade All-American and 2005's 40th overall pick, Monta Ellis (Golden State). Over a nine-year period in Starkville (2003-11), Stansbury signed five different top-20 recruiting classes. His 2005 class was rated the sixth-best nationally by Rivals.com while his final class in the spring of 2011 was No. 12 nationally by the outlet. The Class of 2015 at Texas A&M was rated No. 8 nationally by Rivals.com.

Before going to Starkville, Stansbury spent six seasons as an assistant at Austin Peay State University in Clarksville, Tenn. Working alongside the late Lake Kelly, APSU recorded three consecutive winning seasons including an Ohio Valley Conference tournament championship and NCAA Tournament second-round berth in 1986-87.

His 16-year career as an assistant prior to the MSU head coaching post began at his alma mater,

CAREER RECORD BY OPPONENT 2016-17 OPPONENTS IN BOLD

TEAM	W-L	PCT
AKRON	0-2	.000
ALABAMA	16-14	.533
ALABAMA A&M	4-0	1.000
UAB	2-0	1.000
ALABAMA STATE	4-0	1.000
APPALACHIAN STATE	1-0	1.000
ARIZONA	2-1	.667
ARKANSAS	16-14	.533
ARKANSAS-LITTLE ROCK	3-0	1.000
ARKANSAS-PINE BLUFF	2-0	1.000
ARKANSAS STATE	2-0	1.000
AUBURN	16-12	.571
BAYLOR	0-1	.000
BELMONT	1-1	.500
BETHUNE-COOKMAN	1-0	1.000
BIRMINGHAM-SOUTHERN	1-0	1.000
BRADLEY	1-0	1.000
BUTLER	0-1	.000
CALIFORNIA	0-1	.000
CENTENARY	4-0	1.000
CHARLOTTE	2-1	.667
CHATTANOOGA	1-0	1.000
CINCINNATI	0-2	.000
CLEMSON	0-2	.000
COLORADO STATE	0-1	.000
DEPAUL	1-0	1.000
DETROIT	2-0	1.000
DUKE	0-1	.000
EAST TENNESSEE STATE	0-1	.000
EASTERN KENTUCKY	2-0	1.000
FAIRFIELD	1-0	1.000
FAIRLEIGH DICKINSON	1-0	1.000
FLORIDA	8-9	.471
FLORIDA A&M	2-0	1.000
FLORIDA ATLANTIC	1-1	.500
FLORIDA STATE	1-1	.500
GEORGE MASON	1-1	.500
GEORGIA	9-9	.500
GEORGIA STATE	2-0	1.000
HAWAII	0-1	.000
HOLY CROSS	1-0	1.000
HOUSTON	2-0	1.000
IDAHO	1-0	1.000
ILLINOIS-CHICAGO	1-0	1.000
JACKSON STATE	2-0	1.000
JACKSONVILLE	1-0	1.000
JACKSONVILLE STATE	5-0	1.000
KENTUCKY	4-13	.235
LAFAYETTE	1-0	1.000
LIBERTY	1-0	1.000
LOUISIANA-LAFAYETTE	3-2	.600
LOUISIANA-MONROE	4-0	1.000
LSU	18-13	.581
LOUISIANA TECH	3-0	1.000
LOYOLA MARYMOUNT	2-0	1.000
MASSACHUSETTS	0-1	.000
MCNEESE STATE	5-0	1.000
MEMPHIS	0-1	.000
MIAMI (FLA.)	1-1	.500
MIAMI-OHIO	0-1	.000
MISSISSIPPI VALLEY STATE	3-0	1.000
MISSOURI	1-1	.500
MISSOURI-KANSAS CITY	1-0	1.000
MONMOUTH	1-0	1.000
MONTANA STATE	1-1	.500
MURRAY STATE	1-0	1.000
NEW ORLEANS	4-0	1.000
NICHOLLS STATE	5-0	1.000
NORTHWESTERN	1-0	1.000
NORTHWESTERN STATE	2-1	.667
NORTH ALABAMA	1-0	1.000
NORTH CAROLINA	0-1	.000
NORTH CAROLINA A&T	2-0	1.000
NORTH TEXAS	1-0	1.000
OKLAHOMA	1-0	1.000
OLE MISS	21-8	.724

CAREER RECORD BY OPPONENT

2016-17 OPPONENTS IN BOLD>

TEAM	W-L	PCT
OLD DOMINION	1-0	1.000
OREGON	1-0	1.000
PITTSBURGH	1-0	1.000
RICHMOND	2-2	.500
RIDER	0-1	.000
RUTGERS	0-1	.000
SAINT MARY'S (CALIF.)	1-1	.500
SAM HOUSTON STATE	1-0	1.000
SAN DIEGO	2-1	.667
SANTA CLARA	2-0	1.000
SOUTH ALABAMA	7-1	.875
SOUTH CAROLINA	12-5	.706
SOUTH CAROLINA STATE	1-0	1.000
SOUTHEASTERN LOUISIANA	5-1	.833
SOUTHERN ILLINOIS	0-1	.000
SOUTHERN MISSISSIPPI	1-0	1.000
STANFORD	1-1	.500
ST. BONAVENTURE	2-0	1.000
SYRACUSE	0-1	.000
TENNESSEE	7-9	.438
TENNESSEE-MARTIN	4-0	1.000
TENNESSEE STATE	1-0	1.000
TEXAS	0-2	.000
TEXAS A&M	1-0	1.000
TEXAS A&M-CORPUS CHRISTI	2-0	1.000
TEXAS-PAN AMERICAN	1-0	1.000
TEXAS TECH	0-1	.000
TROY	3-0	1.000
TULANE	3-0	1.000
TULSA	0-1	.000
UC IRVINE	1-0	1.000
UCLA	1-0	1.000
UNLV	0-1	.000
UTAH STATE	1-0	1.000
VALPARAISO	0-1	.000
VANDERBILT	11-8	.579
VIRGINIA TECH	1-1	.500
WASHINGTON	0-2	.000
WASHINGTON STATE	0-2	.000
WEST VIRGINIA	1-1	.500
WESTERN KENTUCKY	3-1	.750
WINTHROP	0-1	.000
WRIGHT STATE	1-0	1.000
XAVIER	3-1	.750
TOTALS	296-169	.637

Campbellsville, during the 1981-82 season as he worked toward earning a double major in business and physical education. He then moved on to work for Randy Vernon at Cumberland in Williamsburg where he earned his master's in Business Education. In 1983-84, the team went 31-5 and earned a second-round appearance in the NAIA Tournament. In October 1999, Stansbury was honored by the Campbellsville Alumni Association as a proud recipient of the school's Distinguished Alumni Award.

Stansbury's connection to The Hill goes back well before his hiring as head coach to his great uncle, Edgar B. Stansbury, a 1994 WKU Athletics Hall of Famer as a three-sport athlete (baseball, basketball, football), football assistant coach under W.L. "Gander" Terry, and Director of Athletics in 1946 after serving his country in World War II. The concourse inside E.A. Diddle Arena is named in E.B. Stansbury's honor.

STANSBURY'S NBA DRAFT PICKS

Erick Dampier* - 1996 - 10th (Indiana Pacers)
Dontae' Jones* - 1996 - 21st (New York Knicks)
Tyrone Washington - 1999 - 44th (Rockets)
Mario Austin - 2003 - 36th (Chicago Bulls)
Derrick Zimmerman - 2003 - 40th (Golden State)
Lawrence Roberts - 2005 - 55th (SuperSonics)
Jarvis Varnado - 2010 - 41st (Miami Heat)
Arnett Moultrie - 2012 - 27th (Miami Heat)

** As Mississippi State assistant*

Stansbury is married to the former Meo Mellen of Roanoke, Va. The couple has three sons, Isaac, Noah and Luke.



HEAD COACHING RECORD

1998-99: Mississippi State.....	20-13 [^]
1999-00: Mississippi State.....	14-16
2000-01: Mississippi State.....	18-13 [^]
2001-02: Mississippi State.....	27-8*#
2002-03: Mississippi State.....	21-10*%
2003-04: Mississippi State.....	26-4*%
2004-05: Mississippi State.....	23-11*
2005-06: Mississippi State.....	15-15
2006-07: Mississippi State.....	21-14 [^] %
2007-08: Mississippi State.....	23-11*%
2008-09: Mississippi State.....	23-13*#
2009-10: Mississippi State.....	24-12 [^] %
2010-11: Mississippi State.....	17-14
2011-12: Mississippi State.....	21-12 [^]
2016-17: WKU.....	3-3

296-169 (.637)

(*) NCAA Tournament appearance

([^]) NIT appearance

(#) SEC Tournament champions

(%) SEC Western Conference champions

STANSBURY'S COACHING ACCOLADES

CHAMPIONSHIPS

- **SEC WESTERN CONFERENCE CHAMPIONSHIPS** (2003, 2004, 2007, 2008, 2010)
- **SEC TOURNAMENT CHAMPIONS** (2002, 2009)
- **OVERALL SEC CHAMPION** (2004)

POSTSEASON EXPERIENCE AS HEAD COACH

- **NCAA** (2002, 2003, 2004, 2005, 2008, 2009)
- **NIT** (1999, 2001, 2007, 2010, 2012)

AS ASSISTANT

- **NCAA** (1987, 1991, 1995 - SWEET 16, 1996 - FINAL FOUR, 2016 - SWEET 16)
- **NIT** (1990, 1994)

AWARDS

- **SEC COACH OF THE YEAR** (2004)
- **DISTRICT 17 NABC COACH OF THE YEAR** (2004)



#1 TOBIAS HOWARD

FRESHMAN | GUARD | 6-2 | 185 | HS
LITHONIA, GA. (DME ACADEMY)

Opp.	GS	Min	FG	A	Pct	3FG	A	Pct	FT	A	Pct	O	D	T	PF	FO	A	TO	B	S	Pts
ALABAMA STATE		14	2	4	.500	2	3	.667	0	0	.000	1	2	3	0	0	2	1	0	0	6
JACKSONVILLE ST.		6	1	1	1.000	1	1	1.000	0	0	.000	0	0	0	0	0	0	0	0	0	3
at Belmont		9	0	0	.000	0	0	.000	0	0	.000	1	0	1	1	0	0	1	0	1	0
NC A&T		11	1	3	.333	0	1	.000	0	0	.000	0	0	0	0	0	0	0	0	0	2
vs. Washington		17	3	7	.429	1	4	.250	0	0	.000	1	1	2	2	0	0	2	1	0	7
at UNLV		11	1	3	.333	1	2	.500	0	0	.000	0	0	0	0	0	2	0	0	1	3
at Eastern Ky.																					
at Missouri																					
at Indiana State																					
at Saint Mary's																					
at Detroit																					
OHIO																					
AUSTIN PEAY																					
at Fla. Atlantic																					
at FIU																					
CHARLOTTE																					
OLD DOMINION																					
at UAB																					
at Middle Tenn.																					
at Marshall																					
UTEP																					
UTSA																					
at LA Tech																					
at Southern Miss																					
MARSHALL																					
MIDDLE TENN.																					
UAB																					
at Charlotte																					
at Old Dominion																					
NORTH TEXAS																					
RICE																					

SEASON/CAREER HIGHS AT WKU

POINTS

Season	7, vs. Washington, 11/25/16
Career	Same

REBOUNDS

Season	3, vs. Alabama State, 11/12/16
Career	Same

FIELD GOALS

Season	3, vs. Washington, 11/25/16
Career	Same

FIELD GOALS ATTEMPTED

Season	7, vs. Washington, 11/25/16
Career	Same

THREE-POINT FIELD GOALS

Season	2, vs. Alabama State, 11/12/16
Career	Same

THREE-POINT FIELD GOALS ATTEMPTED

Season	4, vs. Washington, 11/25/16
Career	Same

FREE THROWS

Season	0
Career	Same

FREE THROWS ATTEMPTED

Season	0
Career	Same

ASSISTS

Season	2, 2x, last at UNLV, 11/26/16
Career	Same

BLOCKED SHOTS

Season	1, vs. Washington, 11/25/16
Career	Same

STEALS

Season	1, 2x, last at UNLV, 11/26/16
Career	Same

MINUTES PLAYED

Season	17, vs. Washington, 11/25/16
Career	Same

QUICK-HITTERS

- Set new career highs for points (7) and minutes (17) against Washington on Nov. 25, 2016
- Hit two 3-pointers in his college debut vs. Alabama State on Nov. 12, 2016
- Played fifth prep year at DME Academy in Daytona Beach, Fla., during the 2015-16 season
- Averaged 14.6 points, 4.9 rebounds and 2.8 assists per game for DME Academy, shooting

CAREER STATISTICS

Year	GP	GS	Min	Avg	FG	FGA	Pct	3FG	FGA	Pct	FT	FTA	Pct	Off	Def	Tot	Avg	PF	FO	Ast	TO	Blk	Stl	Pts	Avg
2016-17	6	0	68	11.3	8	18	.444	5	11	.455	0	0	.000	3	3	6	1.0	3	0	4	4	1	2	21	3.5
TOTAL	6	0	68	11.3	8	18	.444	5	11	.455	0	0	.000	3	3	6	1.0	3	0	4	4	1	2	21	3.5



#3 DAMARI PARRIS

FRESHMAN | GUARD | 6-0 | 160 | HS
BOWIE, MD. (EVELYN MACK ACADEMY)

Opp.	GS	Min	FG	A	Pct	3FG	A	Pct	FT	A	Pct	O	D	T	PF	FO	A	TO	B	S	Pts
ALABAMA STATE		12	0	1	.000	0	0	.000	2	2	1.000	1	0	1	1	0	0	1	0	0	2
JACKSONVILLE ST.		8	0	1	.000	0	0	.000	0	0	.000	0	2	2	1	0	1	2	0	0	0
at Belmont		14	3	6	.500	0	1	.000	0	0	.000	0	1	1	2	0	0	1	0	0	6
NC A&T		19	1	5	.200	0	2	.000	0	0	.000	1	1	2	1	0	4	2	0	2	2
vs. Washington		14	0	6	.000	0	0	.000	0	0	.000	0	1	1	3	0	1	1	0	0	0
at UNLV	DNP																				
at Eastern Ky.																					
at Missouri																					
at Indiana State																					
at Saint Mary's																					
at Detroit																					
OHIO																					
AUSTIN PEAY																					
at Fla. Atlantic																					
at FIU																					
CHARLOTTE																					
OLD DOMINION																					
at UAB																					
at Middle Tenn.																					
at Marshall																					
UTEP																					
UTSA																					
at LA Tech																					
at Southern Miss																					
MARSHALL																					
MIDDLE TENN.																					
UAB																					
at Charlotte																					
at Old Dominion																					
NORTH TEXAS																					
RICE																					

SEASON/CAREER HIGHS AT WKU

POINTS

Season	6, at Belmont, 11/19/16
Career	Same

REBOUNDS

Season	2, 2x, last vs. N.C. A&T, 11/22/16
Career	Same

FIELD GOALS

Season	3, at Belmont, 11/19/16
Career	Same

FIELD GOALS ATTEMPTED

Season	6, 2x, last vs. Washington, 11/25/16
Career	Same

THREE-POINT FIELD GOALS

Season	0
Career	Same

THREE-POINT FIELD GOALS ATTEMPTED

Season	2, vs. N.C. A&T, 11/22/16
Career	Same

FREE THROWS

Season	2, vs. Alabama State, 11/12/16
Career	Same

FREE THROWS ATTEMPTED

Season	2, vs. Alabama State, 11/12/16
Career	Same

ASSISTS

Season	4, vs. N.C. A&T, 11/22/16
Career	Same

BLOCKED SHOTS

Season	0
Career	Same

STEALS

Season	2, vs. N.C. A&T, 11/22/16
Career	Same

MINUTES PLAYED

Season	19, vs. N.C. A&T, 11/22/16
Career	Same

QUICK-HITTERS

- Tallied career-high four assists and two steals in 19 minutes vs. North Carolina A&T on Nov. 22, 2016
- Scored his first career field goal at Belmont on Nov. 19, 2016, and tallied six points in 14 minutes
- Netted two free throws in his first college game vs. Alabama State on Nov. 12, 2016, for his first career points
- Averaged 25 points and six assists as a senior at Evelyn Mack Academy in Charlotte, N.C.
- Scored 38 points against Oak Hill Academy, 34 points against Hargrave Military Academy, 34 points against 22ft Academy and 26 points against Huntington Prep Academy

CAREER STATISTICS

Year	GP	GS	Min	Avg	FG	FGA	Pct	3FG	FGA	Pct	FT	FTA	Pct	Off	Def	Tot	Avg	PF	FO	Ast	TO	Blk	Stl	Pts	Avg
2016-17	5	0	67	13.4	4	19	.211	0	3	.000	2	2	1.000	2	5	7	1.4	8	0	6	7	0	2	10	2.0
TOTAL	5	0	67	13.4	4	19	.211	0	3	.000	2	2	1.000	2	5	7	1.4	8	0	6	7	0	2	10	2.0



#5 JUNIOR LOMOMBA

RS-SENIOR | GUARD | 6-5 | 205 | TR

MONTREAL, QUEBEC, CANADA (PROVIDENCE)

Opp.	GS	Min	FG	A	Pct	3FG	A	Pct	FT	A	Pct	O	D	T	PF	FO	A	TO	B	S	Pts
ALABAMA STATE	*	28	1	5	.200	1	1	1.000	6	6	1.000	0	6	6	0	0	3	3	0	0	9
JACKSONVILLE ST.	*	33	2	6	.333	0	2	.000	7	7	1.000	0	2	2	2	0	7	4	0	1	11
at Belmont	*	30	3	9	.333	0	2	.000	0	1	.000	0	0	0	2	0	5	3	0	0	6
NC A&T	*	21	0	3	.000	0	1	.000	2	2	1.000	0	0	0	5	1	2	2	0	0	2
vs. Washington	*	26	1	7	.143	0	1	.000	0	1	.000	0	2	2	1	0	4	5	0	0	2
at UNLV	*	33	2	6	.333	0	3	.000	1	2	.500	0	2	2	3	0	3	3	1	1	5
at Eastern Ky.																					
at Missouri																					
at Indiana State																					
at Saint Mary's																					
at Detroit																					
OHIO																					
AUSTIN PEAY																					
at Fla. Atlantic																					
at FIU																					
CHARLOTTE																					
OLD DOMINION																					
at UAB																					
at Middle Tenn.																					
at Marshall																					
UTEP																					
UTSA																					
at LA Tech																					
at Southern Miss																					
MARSHALL																					
MIDDLE TENN.																					
UAB																					
at Charlotte																					
at Old Dominion																					
NORTH TEXAS																					
RICE																					

SEASON/CAREER HIGHS AT WKU

POINTS

Season 11, vs. Jacksonville State, 11/16/16
Career Same

REBOUNDS

Season 6, vs. Alabama State, 11/12/16
Career Same

FIELD GOALS

Season 3, at Belmont, 11/19/16
Career Same

FIELD GOALS ATTEMPTED

Season 9, at Belmont, 11/19/16
Career Same

THREE-POINT FIELD GOALS

Season 1, vs. Alabama State, 11/12/16
Career Same

THREE-POINT FIELD GOALS ATTEMPTED

Season 3, at UNLV, 11/26/16
Career Same

FREE THROWS

Season 7, vs. Jacksonville State, 11/16/16
Career Same

FREE THROWS ATTEMPTED

Season 7, vs. Jacksonville State, 11/16/16
Career Same

ASSISTS

Season 7, vs. Jacksonville State, 11/16/16
Career Same

BLOCKED SHOTS

Season 1, at UNLV, 11/26/16
Career Same

STEALS

Season 1, 2x, last at UNLV, 11/26/16
Career Same

MINUTES PLAYED

Season 33, 2x, last at UNLV, 11/26/16
Career Same

QUICK-HITTERS

- Set new career high with seven assists against Jacksonville State on Nov. 16, 2016
- Registered nine points, six rebounds and three assists in his Hilltopper debut vs. Alabama State on Nov. 12, 2016
- Reached NCAA Tournament last two seasons with Providence, starting 34 games in 2015-16
- Graduated in 2016 and is enrolled in graduate school at WKU studying intercollegiate athletic administration
- Won two state titles as a prep player at Madison (Wis.) Memorial High School
- Originally from Montreal, Quebec, Canada, and speaks French

CAREER STATISTICS

Year	GP	GS	Min	Avg	FG	FGA	Pct	3FG	FGA	Pct	FT	FTA	Pct	Off	Def	Tot	Avg	PF	FO	Ast	TO	Blk	Stl	Pts	Avg
CLEVELAND STATE																									
2012-13	25	3	462	18.5	39	121	.322	12	33	.364	55	80	.688	23	35	58	2.3	43	1	31	40	1	20	145	5.8
PROVIDENCE																									
2013-14	Sat out per NCAA transfer rules																								
2014-15	31	13	344	11.1	15	46	.326	2	11	.182	21	32	.656	11	26	37	1.2	27	0	13	13	1	8	53	1.7
2015-16	35	34	855	24.4	63	156	.404	15	47	.319	43	64	.672	28	60	88	2.5	63	0	68	44	1	13	184	5.3
WKU																									
2016-17	6	6	171	28.5	9	36	.250	1	10	.100	16	19	.842	0	12	12	2.0	13	1	24	20	1	2	35	5.8
TOTAL	97	56	1,832	18.9	126	359	.351	30	101	.297	135	195	.692	62	133	195	2.0	146	2	136	117	4	43	417	4.3



#12 PANCAKE THOMAS

RS- SENIOR | GUARD | 6-4 | 195 | TR
BATON ROUGE, LA. (HARTFORD)

Opp.	GS	Min	FG	A	Pct	3FG	A	Pct	FT	A	Pct	O	D	T	PF	FO	A	TO	B	S	Pts
ALABAMA STATE	*	34	3	11	.273	1	3	.333	8	8	1.000	0	2	2	0	0	4	2	0	0	15
JACKSONVILLE ST.	*	36	5	10	.500	4	7	.571	0	0	.000	0	0	0	2	0	2	2	0	0	14
at Belmont	*	37	2	9	.222	0	2	.000	4	4	1.000	1	5	6	1	0	1	1	0	2	8
NC A&T	*	35	4	7	.571	1	3	.333	4	5	.800	0	3	3	1	0	1	2	0	0	13
vs. Washington	*	33	4	14	.286	1	4	.250	1	1	1.000	2	2	4	1	0	1	1	0	1	10
at UNLV	*	38	5	12	.417	3	6	.500	0	0	.000	1	2	3	1	0	2	1	0	1	13
at Eastern Ky.																					
at Missouri																					
at Indiana State																					
at Saint Mary's																					
at Detroit																					
OHIO																					
AUSTIN PEAY																					
at Fla. Atlantic																					
at FIU																					
CHARLOTTE																					
OLD DOMINION																					
at UAB																					
at Middle Tenn.																					
at Marshall																					
UTEP																					
UTSA																					
at LA Tech																					
at Southern Miss																					
MARSHALL																					
MIDDLE TENN.																					
UAB																					
at Charlotte																					
at Old Dominion																					
NORTH TEXAS																					
RICE																					

SEASON/CAREER HIGHS AT WKU

POINTS

Season 15, vs. Alabama State, 11/12/16
Career Same

REBOUNDS

Season 6, at Belmont, 11/19/16
Career Same

FIELD GOALS

Season 5, 2x, last at UNLV, 11/26/16
Career Same

FIELD GOALS ATTEMPTED

Season 14, vs. Washington, 11/25/16
Career Same

THREE-POINT FIELD GOALS

Season 4, vs. Jacksonville State, 11/16/16
Career Same

THREE-POINT FIELD GOALS ATTEMPTED

Season 7, vs. Jacksonville State, 11/16/16
Career Same

FREE THROWS

Season 8, vs. Alabama State, 11/12/16
Career Same

FREE THROWS ATTEMPTED

Season 8, vs. Alabama State, 11/12/16
Career Same

ASSISTS

Season 4, vs. Alabama State, 11/12/16
Career Same

BLOCKED SHOTS

Season 0
Career Same

STEALS

Season 2, at Belmont, 11/19/16
Career Same

MINUTES PLAYED


Season 38, at UNLV, 11/26/16
Career Same

QUICK-HITTERS

- Scored 15 points with four assists in his Hilltopper debut vs. Alabama State on Nov. 12, 2016
- Graduated in 2016 and is enrolled in graduate school at WKU studying intercollegiate athletic administration
- Averaged 18.9 points, 6.4 rebounds, and 2.8 assists last season at Hartford
- Only player in the America East to finish in the league's top 10 in points, rebounds, assists and steals last season
- Reached NCAA Tournament in first two seasons at New Mexico
- Won Louisiana state title as senior at Scotlandville Magnet School in Baton Rouge, La.
- Real first name is "Cleveland" and was nicknamed "Pancake" as a child by his grandmother

CAREER STATISTICS

Year	GP	GS	Min	Avg	FG	FGA	Pct	3FG	FGA	Pct	FT	FTA	Pct	Off	Def	Tot	Avg	PF	FO	Ast	TO	Blk	Stl	Pts	Avg
NEW MEXICO																									
2012-13	34	2	217	6.4	12	31	.387	0	3	.000	14	18	.778	8	20	28	0.8	23	0	17	11	0	4	38	1.1
2013-14	33	10	513	15.5	39	115	.339	21	59	.356	34	39	.872	28	52	80	2.4	30	0	25	18	1	8	133	4.0
HARTFORD																									
2014-15	Sat out per NCAA transfer rules																								
2015-16	30	28	1,038	34.6	178	407	.437	81	190	.426	129	156	.827	30	163	193	6.4	72	0	84	53	6	36	566	18.9
WKU																									
2016-17	6	6	213	35.5	23	63	.365	10	25	.400	17	18	.944	4	14	18	3.0	6	0	11	9	0	4	73	12.2
TOTAL	103	46	1,981	19.2	252	616	.409	112	277	.404	194	231	.840	70	249	319	3.1	131	0	137	91	7	52	810	7.9



#14 BEN LAWSON

SENIOR | FORWARD | 7-1 | 235 | 3L
HITCHIN, ENGLAND (OAKLANDS COLLEGE)

Opp.	GS	Min	FG	A	Pct	3FG	A	Pct	FT	A	Pct	O	D	T	PF	FO	A	TO	B	S	Pts
ALABAMA STATE	*	21	3	5	.600	0	0	.000	2	4	.500	2	4	6	0	0	0	1	1	0	8
JACKSONVILLE ST.	*	26	3	7	.429	0	0	.000	2	3	.667	1	4	5	1	0	0	0	2	1	8
at Belmont	*	27	4	7	.571	0	1	.000	1	2	.500	0	4	4	1	0	0	3	3	0	9
NC A&T	*	23	4	6	.667	0	0	.000	5	7	.714	3	4	7	1	0	0	0	2	0	13
vs. Washington	*	15	0	0	.000	0	0	.000	0	2	.000	1	3	4	4	0	0	3	5	0	0
at UNLV	*	10	1	3	.333	0	0	.000	0	0	.000	0	2	2	2	0	0	0	1	0	2
at Eastern Ky.																					
at Missouri																					
at Indiana State																					
at Saint Mary's																					
at Detroit																					
OHIO																					
AUSTIN PEAY																					
at Fla. Atlantic																					
at FIU																					
CHARLOTTE																					
OLD DOMINION																					
at UAB																					
at Middle Tenn.																					
at Marshall																					
UTEP																					
UTSA																					
at LA Tech																					
at Southern Miss																					
MARSHALL																					
MIDDLE TENN.																					
UAB																					
at Charlotte																					
at Old Dominion																					
NORTH TEXAS																					
RICE																					

SEASON/CAREER HIGHS AT WKU

POINTS

Season 13, vs. N.C. A&T, 11/22/16
 Career 14, vs. UAB, 01/28/16

REBOUNDS

Season 7, vs. N.C. A&T, 11/22/16
 Career 12, 2x, last vs. Alabama A&M, 12/16/15

FIELD GOALS

Season 4, 2x, last vs. N.C. A&T, 11/22/16
 Career 5, 2x, last vs. Camp. (Ky.), 11/14/15

FIELD GOALS ATTEMPTED

Season 7, 2x, last at Belmont, 11/19/16
 Career 11, vs. Florida Atlantic, 01/09/16

THREE-POINT FIELD GOALS

Season 0
 Career 1, at Marshall, 01/03/16

THREE-POINT FIELD GOALS ATTEMPTED

Season 1, at Belmont, 11/19/16
 Career 1, 4x, last at Belmont, 11/19/16

FREE THROWS

Season 5, vs. N.C. A&T, 11/22/16
 Career 6, vs. UAB, 01/28/16

FREE THROWS ATTEMPTED

Season 7, vs. N.C. A&T, 11/22/16
 Career 7, 2x, last vs. N.C. A&T, 11/22/16

ASSISTS

Season 0
 Career 3, 2x, last vs. Brescia (Ky.), 12/27/14

BLOCKED SHOTS

Season 5, vs. Washington, 11/25/16
 Career 6, 2x, last vs. Brescia (Ky.), 12/28/15

STEALS

Season 1, vs. Jacksonville State, 11/16/16
 Career 3, vs. Marshall, 03/11/15

MINUTES PLAYED

Season 27, at Belmont, 11/19/16
 Career 33, 2x, last vs. Florida Atlantic, 01/09/16

QUICK-HITTERS

- Blocked season-high five shots vs. Washington on Nov 25, 2016
- Notched season-high 13 points and seven rebounds with two blocks against North Carolina A&T on Nov. 22, 2016
- Blocked 66 shots in 2015-16, the seventh-most in a season in WKU history, and ranked fifth in Conference USA with 1.9 blocks per game
- One of four Hilltoppers – along with Jeremy Evans, Elgrace Wilborn and Chris Marcus – with at least 50 blocks in multiple seasons
- Has played for Great Britain's National Team three times in the FIBA European Championships, most recently in 2015 in the U20 championships

CAREER STATISTICS

Year	GP	GS	Min	Avg	FG	FGA	Pct	3FG	FGA	Pct	FT	FTA	Pct	Off	Def	Tot	Avg	PF	FO	Ast	TO	Blk	Stl	Pts	Avg
2013-14	12	2	95	7.9	8	17	.471	0	2	.000	8	12	.667	6	12	18	1.5	16	1	2	6	9	1	24	2.0
2014-15	32	8	602	18.8	49	84	.583	0	0	.000	25	51	.490	35	68	103	3.2	71	0	21	27	53	14	123	3.8
2015-16	34	11	547	16.1	57	96	.594	1	1	1.000	56	73	.767	37	75	112	3.3	91	6	13	37	66	11	171	5.0
2016-17	6	6	122	20.3	15	28	.536	0	1	.000	10	18	.556	7	21	28	4.7	9	0	0	7	14	1	40	6.7
TOTAL	84	27	1,366	16.3	129	225	.573	1	4	.250	99	154	.643	85	176	261	3.1	187	7	36	77	142	27	358	4.3



#15 TYLER MILLER

JUNIOR | GUARD | 6-4 | 185 | TR
LOUISVILLE, KY. (MARSHALLTOWN CC)

Opp.	GS	Min	FG	A	Pct	3FG	A	Pct	FT	A	Pct	O	D	T	PF	FO	A	TO	B	S	Pts
ALABAMA STATE		1	0	0	.000	0	0	.000	0	0	.000	0	0	0	0	0	0	0	0	0	0
JACKSONVILLE ST.		DNP																			
at Belmont		1	0	0	.000	0	0	.000	0	0	.000	0	0	0	0	0	0	0	0	0	0
NC A&T		2	0	0	.000	0	0	.000	0	0	.000	0	0	0	0	0	1	0	0	0	0
vs. Washington		2	0	0	.000	0	0	.000	0	0	.000	0	0	0	0	0	0	0	0	1	0
at UNLV		DNP																			
at Eastern Ky.																					
at Missouri																					
at Indiana State																					
at Saint Mary's																					
at Detroit																					
OHIO																					
AUSTIN PEAY																					
at Fla. Atlantic																					
at FIU																					
CHARLOTTE																					
OLD DOMINION																					
at UAB																					
at Middle Tenn.																					
at Marshall																					
UTEP																					
UTSA																					
at LA Tech																					
at Southern Miss																					
MARSHALL																					
MIDDLE TENN.																					
UAB																					
at Charlotte																					
at Old Dominion																					
NORTH TEXAS																					
RICE																					

SEASON/CAREER HIGHS AT WKU

POINTS

Season	0
Career	Same

REBOUNDS

Season	0
Career	Same

FIELD GOALS

Season	0
Career	Same

FIELD GOALS ATTEMPTED

Season	0
Career	Same

THREE-POINT FIELD GOALS

Season	0
Career	Same

THREE-POINT FIELD GOALS ATTEMPTED

Season	0
Career	Same

FREE THROWS

Season	0
Career	Same

FREE THROWS ATTEMPTED

Season	0
Career	Same

ASSISTS

Season	1, vs. N.C. A&T, 11/22/16
Career	Same

BLOCKED SHOTS

Season	0
Career	Same

STEALS

Season	1, vs. Washington, 11/25/16
Career	Same

MINUTES PLAYED

Season	2, 2x, last vs. Washington, 11/25/16
Career	Same

QUICK-HITTERS

- Registered first assist as a Hilltopper against North Carolina A&T on Nov. 22, 2016
- Made Hilltopper debut on Nov. 12, 2016, against Alabama State
- Appeared in 59 games over two seasons at Marshalltown Community College, including 53 starts
- Averaged 8.5 points, 4.1 rebounds, 4.1 assists and 1.7 steals as a sophomore
- Named Defensive Player of the Year in his final prep season at 22ft Academy
- Previously played basketball, football and track at Louisville Male High School
- Mother played basketball at the University of Louisville.

CAREER STATISTICS

Year	GP	GS	Min	Avg	FG	FGA	Pct	3FG	FGA	Pct	FT	FTA	Pct	Off	Def	Tot	Avg	PF	FO	Ast	TO	Blk	Stl	Pts	Avg
MARSHALLTOWN COMMUNITY COLLEGE																									
2014-15	28	22	652	23.3	37	112	.330	1	9	.111	29	49	.592	18	45	63	2.3	50	1	49	36	14	27	104	3.7
2015-16	31	31	843	27.2	92	214	.430	8	31	.258	70	127	.551	32	95	127	4.1	62	0	126	76	6	54	262	8.5
WKU																									
2016-17	4	0	6	1.5	0	0	.000	0	0	.000	0	0	.000	0	0	0	0.0	0	0	1	0	0	1	0	0.0
WKU TOTAL	4	0	6	1.5	0	0	.000	0	0	.000	0	0	.000	0	0	0	0.0	0	0	1	0	0	1	0	0.0



#21 MARKO STAJKOVSKI

FRESHMAN | GUARD | 6-7 | 195 | HS
NOVI SAD, SERBIA (E-GIMNAZIJA NOVI SAD)

Opp.	GS	Min	FG	A	Pct	3FG	A	Pct	FT	A	Pct	O	D	T	PF	FO	A	TO	B	S	Pts
ALABAMA STATE	DNP																				
JACKSONVILLE ST.	DNP																				
at Belmont	1	0	0	.000	0	0	.000	0	0	.000	0	0	0	0	0	0	0	0	0	0	0
NC A&T	2	0	0	.000	0	0	.000	0	0	.000	0	1	1	0	0	0	0	0	0	0	0
vs. Washington	DNP																				
at UNLV	DNP																				
at Eastern Ky.																					
at Missouri																					
at Indiana State																					
at Saint Mary's																					
at Detroit																					
OHIO																					
AUSTIN PEAY																					
at Fla. Atlantic																					
at FIU																					
CHARLOTTE																					
OLD DOMINION																					
at UAB																					
at Middle Tenn.																					
at Marshall																					
UTEP																					
UTSA																					
at LA Tech																					
at Southern Miss																					
MARSHALL																					
MIDDLE TENN.																					
UAB																					
at Charlotte																					
at Old Dominion																					
NORTH TEXAS																					
RICE																					

SEASON/CAREER HIGHS AT WKU

POINTS

Season	0
Career	0

REBOUNDS

Season	1, vs. N.C. A&T, 11/22/16
Career	0

FIELD GOALS

Season	0
Career	0

FIELD GOALS ATTEMPTED

Season	0
Career	0

THREE-POINT FIELD GOALS

Season	0
Career	0

THREE-POINT FIELD GOALS ATTEMPTED

Season	0
Career	0

FREE THROWS

Season	0
Career	0

FREE THROWS ATTEMPTED

Season	0
Career	0

ASSISTS

Season	0
Career	0

BLOCKED SHOTS

Season	0
Career	0

STEALS

Season	0
Career	0

MINUTES PLAYED

Season	2, vs. N.C. A&T, 11/22/16
Career	0

QUICK-HITTERS

- Grabbed first career rebound against North Carolina A&T on Nov. 22, 2016
- Made college debut at Belmont on Nov. 19, 2016, and registered one minute
- Won Hungarian National Championship with Szolnoki Olaj while attending E-Gimnazija Novi Sad in Serbia
- Competed for Crvena Zvezda Junior Team in Belgrade, Serbia, winning the Euroleague Basketball International Junior Tournament

CAREER STATISTICS

Year	GP	GS	Min	Avg	FG	FGA	Pct	3FG	FGA	Pct	FT	FTA	Pct	Off	Def	Tot	Avg	PF	FO	Ast	TO	Blk	Stl	Pts	Avg
2016-17	2	0	3	1.5	0	0	.000	0	0	.000	0	0	.000	0	1	1	0.5	0	0	0	0	0	0	0	0.0
TOTAL	2	0	3	1.5	0	0	.000	0	0	.000	0	0	.000	0	1	1	0.5	0	0	0	0	0	0	0	0.0



#23 JUSTIN JOHNSON

JUNIOR | FORWARD | 6-7 | 240 | 2L
HAZARD, KY. (PERRY COUNTY CENTRAL HS)

Opp.	GS	Min	FG	A	Pct	3FG	A	Pct	FT	A	Pct	O	D	T	PF	FO	A	TO	B	S	Pts
ALABAMA STATE	*	28	3	8	.375	0	2	.000	3	6	.500	0	7	7	1	0	0	3	1	1	9
JACKSONVILLE ST.	*	36	6	14	.429	2	4	.500	3	3	1.000	4	6	10	0	0	1	0	1	0	17
at Belmont	*	30	7	11	.636	3	4	.750	0	1	.000	1	8	9	2	0	2	2	1	0	17
NC A&T	*	25	2	5	.400	0	0	.000	8	8	1.000	3	7	10	3	0	3	3	2	0	12
vs. Washington	*	32	2	9	.222	0	1	.000	1	2	.500	3	8	11	2	0	2	0	0	0	5
at UNLV	*	34	3	8	.375	0	0	.000	4	6	.667	3	7	10	4	0	3	2	1	0	10
at Eastern Ky.																					
at Missouri																					
at Indiana State																					
at Saint Mary's																					
at Detroit																					
OHIO																					
AUSTIN PEAY																					
at Fla. Atlantic																					
at FIU																					
CHARLOTTE																					
OLD DOMINION																					
at UAB																					
at Middle Tenn.																					
at Marshall																					
UTEP																					
UTSA																					
at LA Tech																					
at Southern Miss																					
MARSHALL																					
MIDDLE TENN.																					
UAB																					
at Charlotte																					
at Old Dominion																					
NORTH TEXAS																					
RICE																					

SEASON/CAREER HIGHS AT WKU

POINTS

Season	17, 2x, last at Belmont, 11/19/16
Career	25, vs. FIU, 01/07/16

REBOUNDS

Season	11, vs. Washington, 11/25/16
Career	15, 2x, last vs. UAB, 03/10/16

FIELD GOALS

Season	7, at Belmont, 11/19/16
Career	11, at Marshall, 01/03/16

FIELD GOALS ATTEMPTED

Season	14, vs. Jacksonville State, 11/16/16
Career	18, vs. Stony Brook, 11/21/15

THREE-POINT FIELD GOALS

Season	3, at Belmont, 11/19/16
Career	Same

THREE-POINT FIELD GOALS ATTEMPTED

Season	4, 2x, last at Belmont, 11/19/16
Career	Same

FREE THROWS

Season	8, vs. N.C. A&T, 11/22/16
Career	11, vs. FIU, 01/07/16

FREE THROWS ATTEMPTED

Season	8, vs. N.C. A&T, 11/22/16
Career	11, 2x, last vs. FIU, 01/07/16

ASSISTS

Season	3, 2x, last at UNLV, 11/26/16
Career	4, 3x, last vs. UAB, 03/10/16

BLOCKED SHOTS

Season	2, vs. N.C. A&T, 11/22/16
Career	3, vs. Campbellsville (Ky.), 11/14/15

STEALS

Season	1, vs. Alabama State, 11/12/16
Career	2, 7x, last at UAB, 02/27/16

MINUTES PLAYED

Season	36, vs. Jacksonville State, 11/16/16
Career	38, vs. LA Tech, 03/05/16

QUICK-HITTERS

- Knocked down a career-high three 3-pointers at Belmont on Nov. 19, 2016
- Named to Conference USA Preseason All-Conference Team
- Averaged 14.9 points and 7.9 rebounds per game, becoming the first Hilltopper to lead the team in both categories since Derrick Gordon in 2011-12
- Ranked second in C-USA and in the top 20 in the nation in field goal percentage at 60.2 percent
- His 507 points last season were the seventh-most ever by a Hilltopper sophomore
- Needs 289 points to reach 1,000 for his career

CAREER STATISTICS

Year	GP	GS	Min	Avg	FG	FGA	Pct	3FG	FGA	Pct	FT	FTA	Pct	Off	Def	Tot	Avg	PF	FO	Ast	TO	Blk	Stl	Pts	Avg
2014-15	31	1	482	15.5	60	119	.504	0	3	.000	29	67	.433	46	80	126	4.1	48	0	22	18	14	13	149	4.8
2015-16	34	26	984	28.9	197	327	.602	1	9	.111	112	166	.675	102	168	270	7.9	73	3	48	58	19	16	507	14.9
2016-17	6	6	185	30.8	23	55	.418	5	11	.455	19	26	.731	14	43	57	9.5	12	0	11	10	6	1	70	11.7
TOTAL	71	33	1,651	23.3	280	501	.559	6	23	.261	160	259	.618	162	291	453	6.4	133	3	81	86	39	30	726	10.2



#24 WILLIE CARMICHAEL

RS-SOPHOMORE | FORWARD | 6-8 | 210 | RS
APOPKA, FLA. (UNIV. OF TENNESSEE)

Opp.	GS	Min	FG	A	Pct	3FG	A	Pct	FT	A	Pct	O	D	T	PF	FO	A	TO	B	S	Pts
ALABAMA STATE		DNP																			
JACKSONVILLE ST.		DNP																			
at Belmont		DNP																			
NC A&T		DNP																			
vs. Washington		DNP																			
at UNLV		DNP																			
at Eastern Ky.																					
at Missouri																					
at Indiana State																					
at Saint Mary's																					
at Detroit																					
OHIO																					
AUSTIN PEAY																					
at Fla. Atlantic																					
at FIU																					
CHARLOTTE																					
OLD DOMINION																					
at UAB																					
at Middle Tenn.																					
at Marshall																					
UTEP																					
UTSA																					
at LA Tech																					
at Southern Miss																					
MARSHALL																					
MIDDLE TENN.																					
UAB																					
at Charlotte																					
at Old Dominion																					
NORTH TEXAS																					
RICE																					

SEASON/CAREER HIGHS AT WKU

POINTS	
Season	0
Career	0
REBOUNDS	
Season	0
Career	0
FIELD GOALS	
Season	0
Career	0
FIELD GOALS ATTEMPTED	
Season	0
Career	0
THREE-POINT FIELD GOALS	
Season	0
Career	0
THREE-POINT FIELD GOALS ATTEMPTED	
Season	0
Career	0
FREE THROWS	
Season	0
Career	0
FREE THROWS ATTEMPTED	
Season	0
Career	0
ASSISTS	
Season	0
Career	0
BLOCKED SHOTS	
Season	0
Career	0
STEALS	
Season	0
Career	0
MINUTES PLAYED	
Season	0
Career	0

QUICK-HITTERS

- Sat out last season at WKU after transferring from the University of Tennessee
- Appeared in all 32 games for Tennessee as a freshman with 19 starts, averaging 3.0 points and 2.3 rebounds per game
- Led the Volunteers in field goal percentage at 51.9 percent
- Named 7A State Player of the Year by the Orlando Sentinel as a senior at Wekiva (Fla.) High School

CAREER STATISTICS

Year	GP	GS	Min	Avg	FG	FGA	Pct	3FG	FGA	Pct	FT	FTA	Pct	Off	Def	Tot	Avg	PF	FO	Ast	TO	Blk	Stl	Pts	Avg
TENNESSEE																									
2014-15	32	19	475	14.8	40	77	.519	0	0	.000	15	24	.625	44	31	75	2.3	101	4	11	29	13	6	95	3.0
WKU																									
2015-16	Sat our per NCAA transfer rules																								
2016-17																									
TOTAL	32	19	475	14.8	40	77	.519	0	0	.000	15	24	.625	44	31	75	2.3	101	4	11	29	13	6	95	3.0



#32 QUE JOHNSON

RS-SENIOR | GUARD | 6-6 | 205 | TR
PONTIAC, MICH. (WASHINGTON STATE)

Opp.	GS	Min	FG	A	Pct	3FG	A	Pct	FT	A	Pct	O	D	T	PF	FO	A	TO	B	S	Pts
ALABAMA STATE	*	30	5	9	.556	3	6	.500	3	5	.600	0	9	9	3	0	1	3	1	2	16
JACKSONVILLE ST.	*	37	6	11	.545	2	4	.500	0	0	.000	1	6	7	2	0	1	2	0	2	14
at Belmont	*	34	6	15	.400	2	5	.400	0	0	.000	2	0	2	1	0	1	3	0	1	14
NC A&T	*	31	5	9	.556	3	7	.429	5	6	.833	0	3	3	0	0	0	1	0	1	18
vs. Washington	*	30	3	12	.250	1	5	.200	5	7	.714	0	5	5	4	0	0	1	0	1	12
at UNLV	*	39	5	14	.357	3	10	.300	3	4	.750	1	6	7	2	0	3	2	1	2	16
at Eastern Ky.																					
at Missouri																					
at Indiana State																					
at Saint Mary's																					
at Detroit																					
OHIO																					
AUSTIN PEAY																					
at Fla. Atlantic																					
at FIU																					
CHARLOTTE																					
OLD DOMINION																					
at UAB																					
at Middle Tenn.																					
at Marshall																					
UTEP																					
UTSA																					
at LA Tech																					
at Southern Miss																					
MARSHALL																					
MIDDLE TENN.																					
UAB																					
at Charlotte																					
at Old Dominion																					
NORTH TEXAS																					
RICE																					

SEASON/CAREER HIGHS AT WKU

POINTS

Season	18, vs. N.C. A&T, 11/22/16
Career	Same

REBOUNDS

Season	9, vs. Alabama State, 11/12/16
Career	Same

FIELD GOALS

Season	6, 2x, last at Belmont, 11/19/16
Career	Same

FIELD GOALS ATTEMPTED

Season	15, at Belmont, 11/19/16
Career	Same

THREE-POINT FIELD GOALS

Season	3, 3x, last at UNLV, 11/26/16
Career	Same

THREE-POINT FIELD GOALS ATTEMPTED

Season	10, at UNLV, 11/26/16
Career	Same

FREE THROWS

Season	5, 2x, last vs. Washington, 11/25/16
Career	Same

FREE THROWS ATTEMPTED

Season	7, vs. Washington, 11/25/16
Career	Same

ASSISTS

Season	3, at UNLV, 11/26/16
Career	Same

BLOCKED SHOTS

Season	1, 2x, last at UNLV, 11/26/16
Career	Same

STEALS

Season	2, 3x, last at UNLV, 11/26/16
Career	Same

MINUTES PLAYED

Season	39, at UNLV, 11/26/16
Career	Same

QUICK-HITTERS

- Scored season-high 18 points – all in the first half – against North Carolina A&T on 11/22/16
- Tallied a team-high 16 points and nine rebounds in his Hilltopper debut against Alabama State on Nov. 12, 2016
- Graduated in 2016 and is enrolled in graduate school at WKU studying intercollegiate athletic administration
- Appeared in 31 games for Washington State last season, with 25 starts and 11.3 points per game
- Led the Cougars and ranked 11th in the Pac-12 Conference with a 40.4 shooting percentage from 3-point range
- Ranked 13th in the Pac-12 at 75.9 percent from the free-throw line
- Ranks 16th on WSU's all-time list for 3-point field goals made with 121

CAREER STATISTICS

Year	GP	GS	Min	Avg	FG	FGA	Pct	3FG	FGA	Pct	FT	FTA	Pct	Off	Def	Tot	Avg	PF	FO	Ast	TO	Blk	Stl	Pts	Avg
WASHINGTON STATE																									
2012-13	Sat out as redshirt																								
2013-14	31	14	737	23.8	103	262	.393	51	145	.352	39	55	.709	17	57	74	2.4	55	0	20	30	2	14	296	9.5
2014-15	31	3	559	18.0	60	155	.387	28	77	.364	41	48	.854	15	56	71	2.3	55	1	32	33	4	10	189	6.1
2015-16	31	25	795	25.6	121	293	.413	42	104	.404	66	87	.759	16	61	77	2.5	76	3	36	42	6	16	350	11.3
WKU																									
2016-17	6	6	201	33.5	30	70	.429	14	37	.378	16	22	.727	4	29	33	5.5	12	0	6	12	2	9	90	15.0
TOTAL	99	48	2,292	23.2	313	780	.401	135	363	.372	162	212	.764	52	203	255	2.6	198	4	94	117	14	49	925	9.3



#42 ANTON WATERS

SENIOR | FORWARD | 6-7 | 245 | 1L

BALTIMORE, MD. (GULF COAST STATE COLLEGE)

Opp.	GS	Min	FG	A	Pct	3FG	A	Pct	FT	A	Pct	O	D	T	PF	FO	A	TO	B	S	Pts
ALABAMA STATE		19	4	5	.800	0	0	.000	0	1	.000	3	5	8	4	0	0	2	1	0	8
JACKSONVILLE ST.		17	3	4	.750	0	0	.000	1	3	.333	2	6	8	2	0	0	1	0	0	7
at Belmont		16	3	5	.600	1	1	1.000	2	2	1.000	2	3	5	0	0	0	0	1	1	9
NC A&T		14	3	6	.500	0	0	.000	3	4	.750	1	3	4	3	0	0	1	0	0	9
vs. Washington		22	4	10	.400	0	0	.000	3	6	.500	4	6	10	3	0	0	2	1	0	11
at UNLV		24	5	9	.556	0	0	.000	0	0	.000	3	1	4	3	0	0	2	0	0	10
at Eastern Ky.																					
at Missouri																					
at Indiana State																					
at Saint Mary's																					
at Detroit																					
OHIO																					
AUSTIN PEAY																					
at Fla. Atlantic																					
at FIU																					
CHARLOTTE																					
OLD DOMINION																					
at UAB																					
at Middle Tenn.																					
at Marshall																					
UTEP																					
UTSA																					
at LA Tech																					
at Southern Miss																					
MARSHALL																					
MIDDLE TENN.																					
UAB																					
at Charlotte																					
at Old Dominion																					
NORTH TEXAS																					
RICE																					

SEASON/CAREER HIGHS AT WKU

POINTS

Season 11, vs. Washington, 11/25/16
Career 12, at Middle Tennessee, 02/25/16

REBOUNDS

Season 10, vs. Washington, 11/25/16
Career Same

FIELD GOALS

Season 5, at UNLV, 11/26/16
Career 6, at Middle Tennessee, 02/25/16

FIELD GOALS ATTEMPTED

Season 10, vs. Washington, 11/25/16
Career 10, 2x, last vs. Washington, 11/25/16

THREE-POINT FIELD GOALS

Season 1, at Belmont, 11/19/16
Career Same

THREE-POINT FIELD GOALS ATTEMPTED

Season 1, at Belmont, 11/19/16
Career 1, 3x, last at Belmont, 11/19/16

FREE THROWS

Season 3, 2x, last vs. Washington, 11/25/16
Career 8, vs. Middle Tennessee, 01/30/16

FREE THROWS ATTEMPTED

Season 6, vs. Washington, 11/25/16
Career 10, vs. Brescia (Ky.), 12/28/15

ASSISTS

Season 0
Career 1, 7x, last vs. North Texas, 03/09/16

BLOCKED SHOTS

Season 1, 3x, last vs. Washington, 11/25/16
Career 1, 11x, last at Belmont, 11/19/16

STEALS

Season 1, at Belmont, 11/19/16
Career 1, 4x, last at Belmont, 11/19/16

MINUTES PLAYED

Season 24, at UNLV, 11/26/16
Career Same

QUICK-HITTERS

- Recorded first career double-double with 11 points and a career-high 10 rebounds against Washington on Nov. 25, 2016
- Made first career 3-pointer at Belmont on Nov. 19, 2016
- Grabbed career-high eight rebounds in each of WKU's first two games in 2016-17
- Played in 33 games with 19 starts in his first year with the Hilltoppers in 2015-16
- Averaged 4.4 points and 4.0 rebounds as a junior
- Previously played two seasons at Gulf Coast State College, averaging 11.2 point and 7.9 rebounds as a sophomore

CAREER STATISTICS

Year	GP	GS	Min	Avg	FG	FGA	Pct	3FG	FGA	Pct	FT	FTA	Pct	Off	Def	Tot	Avg	PF	FO	Ast	TO	Blk	Stl	Pts	Avg
GULF COAST STATE COLLEGE																									
2013-14	28	16	N/A	N/A	75	159	.472	0	0	.000	49	69	.710	74	98	172	6.1	88	3	16	41	22	11	199	7.1
2014-15	28	19	N/A	N/A	124	245	.506	0	1	.000	66	94	.702	95	126	221	7.9	73	1	15	57	17	8	314	11.2
WKU																									
2015-16	33	19	480	14.5	57	110	.518	0	2	.000	30	43	.698	57	74	131	4.0	65	2	7	26	10	3	144	4.4
2016-17	6	0	112	18.7	22	39	.564	1	1	1.000	9	16	.563	15	24	39	6.5	15	0	0	8	3	1	54	9.0
WKU TOTAL	39	19	592	15.2	79	149	.530	1	3	.333	39	59	.661	72	98	170	4.4	80	2	7	34	13	4	198	5.1



#43 MARTY LEAHY

FRESHMAN | GUARD | 6-5 | 210 | HS
BRISBANE, AUSTRALIA (IPSWICH GRAMMAR)

Opp.	GS	Min	FG	A	Pct	3FG	A	Pct	FT	A	Pct	O	D	T	PF	FO	A	TO	B	S	Pts
ALABAMA STATE		13	2	3	.667	2	3	.667	0	0	.000	0	0	0	4	0	0	1	0	0	6
JACKSONVILLE ST.		1	0	0	.000	0	0	.000	0	0	.000	0	0	0	0	0	0	0	0	0	0
at Belmont		1	0	0	.000	0	0	.000	0	0	.000	0	0	0	0	0	0	0	0	0	0
NC A&T		17	1	4	.250	0	1	.000	4	5	.800	1	2	3	2	0	1	2	0	1	6
vs. Washington		9	0	2	.000	0	1	.000	0	0	.000	1	1	2	2	0	0	0	0	1	0
at UNLV		11	0	0	.000	0	0	.000	2	2	1.000	0	3	3	0	0	0	1	0	0	2
at Eastern Ky.																					
at Missouri																					
at Indiana State																					
at Saint Mary's																					
at Detroit																					
OHIO																					
AUSTIN PEAY																					
at Fla. Atlantic																					
at FIU																					
CHARLOTTE																					
OLD DOMINION																					
at UAB																					
at Middle Tenn.																					
at Marshall																					
UTEP																					
UTSA																					
at LA Tech																					
at Southern Miss																					
MARSHALL																					
MIDDLE TENN.																					
UAB																					
at Charlotte																					
at Old Dominion																					
NORTH TEXAS																					
RICE																					

SEASON/CAREER HIGHS AT WKU

POINTS

Season 6, 2x, last vs. N.C. A&T, 11/22/16
Career Same

REBOUNDS

Season 3, 2x, last at UNLV, 11/26/16
Career Same

FIELD GOALS

Season 2, vs. Alabama State, 11/12/16
Career Same

FIELD GOALS ATTEMPTED

Season 4, vs. N.C. A&T, 11/22/16
Career Same

THREE-POINT FIELD GOALS

Season 2, vs. Alabama State, 11/12/16
Career Same

THREE-POINT FIELD GOALS ATTEMPTED

Season 3, vs. Alabama State, 11/12/16
Career Same

FREE THROWS

Season 4, vs. N.C. A&T, 11/22/16
Career Same

FREE THROWS ATTEMPTED

Season 5, vs. N.C. A&T, 11/22/16
Career Same

ASSISTS

Season 1, vs. N.C. A&T, 11/22/16
Career Same

BLOCKED SHOTS

Season 0
Career Same

STEALS

Season 1, 2x, last vs. Washington, 11/25/16
Career Same

MINUTES PLAYED

Season 17, vs. N.C. A&T, 11/22/16
Career Same

QUICK-HITTERS

- Played career-high 17 minutes with six points, 4 of 5 free throws, three rebounds, an assist and a steal against North Carolina A&T on Nov. 22, 2016
- Hit two 3-pointers in his college debut vs. Alabama State on Nov. 12, 2016
- Averaged 24 points, 10 rebounds and five assists per game as a senior at Ipswich Grammar School in Queensland, Australia
- Made trial camp appearances for the Under-17 and Under-19 Australian National Teams
- Played for the Papua New Guinea National Team during the 2015 Pacific Games
- Also played volleyball at Ipswich Grammar

CAREER STATISTICS

Year	GP	GS	Min	Avg	FG	FGA	Pct	3FG	FGA	Pct	FT	FTA	Pct	Off	Def	Tot	Avg	PF	FO	Ast	TO	Blk	Stl	Pts	Avg
2016-17	6	0	52	8.7	3	9	.333	2	5	.400	6	7	.857	2	6	8	1.3	8	0	1	4	0	2	14	2.3
TOTAL	6	0	52	8.7	3	9	.333	2	5	.400	6	7	.857	2	6	8	1.3	8	0	1	4	0	2	14	2.3

HILLTOPPER IMG SPORTS NETWORK

The Hilltoppers can be heard on the radio on 13 different stations throughout the Commonwealth of Kentucky, which reaches over 1.5 million potential listeners.

- WKLX-FM (100.7) Bowling Green*
- WTCO-AM (1450) Campbellsville
- WTHX-FM (106.1) Elizabethtown
- WIEL-AM (1400) Elizabethtown
- WFKN-AM (1220) Franklin
- WCDS-AM (1230) Glasgow
- WXAM-AM (1430) Hodgenville
- WHOP-FM (95.3) Hopkinsville
- WHOP-AM (1230) Hopkinsville
- WXVW-AM (1450) Louisville
- WTTL-AM (1310) Madisonville
- WPKY-AM (1580) Princeton
- WTLO-AM (1480) Somerset

(*) denotes originating station

GAME-BY-GAME HIGHLIGHTS

NOVEMBER 1, 2016 | WKU 87, CAMPBELLVILLE 79 (EXH.) | BOWLING GREEN, KY.

- Five players scored in double figures for the Hilltoppers, who shot 47 percent from the field, netted 26 of 32 free throws and made their last 11 shots of the first half
- Justin Johnson paced WKU with 22 points and 12 rebounds, including two 3-pointers – one more than he made all last season
- Pancake Thomas had 17 points, while fellow graduate senior guard Junior Lomomba tallied 11 points, five rebounds and three assists in 37 minutes
- Willie Carmichael, who sat out last season after transferring from Tennessee, amassed 11 points and 13 rebounds in his first action as a Hilltopper

NOVEMBER 5, 2016 | WKU 103, KENTUCKY WESLEYAN 97, 2OT (EXH.) | BOWLING GREEN, KY.

- Pancake Thomas hit a game-tying 3-pointer as time expired in the first overtime to force a second extra period
- The Hilltoppers held KWC to four points in the second overtime and netted 33 of 43 free throws to help seal the victory
- Junior Lomomba scored a team-high 29 points, while Pancake Thomas added 24 points
- Junior Lomomba, Pancake Thomas and Que Johnson all played at least 45 minutes
- KWC's Ken-Jah Bosley scored 42 points with eight made 3s, but he was held scoreless in the second overtime

NOVEMBER 12, 2016 | WKU 79, ALABAMA STATE 66 | BOWLING GREEN, KY.

- The Hilltoppers held Alabama State to 17 points and 20.6 percent shooting in the first half
- Que Johnson paced WKU with a team-high 16 points and nine rebounds
- Pancake Thomas tallied 15 points – including 8-of-8 from the free-throw line – with four assists
- Freshmen Marty Leahy and Tobias Howard each hit two 3-pointers in their college debuts

NOVEMBER 16, 2016 | WKU 74, JACKSONVILLE STATE 67 | BOWLING GREEN, KY.

- WKU made 9 of 18 shots from 3-point range for the second straight game and netted 13 of 16 free throws
- Justin Johnson tallied his 11th career double-double with 17 points and 10 rebounds
- Que Johnson and Pancake Thomas each tallied 14 points
- Junior Lomomba contributed 11 points and a career-high seven assists

NOVEMBER 19, 2016 | BELMONT 90, WKU 69 | NASHVILLE, TENN.

- Belmont netted 16 of 34 3-pointers and shot 65.5 percent in the second half
- The Bruins' Evan Bradds led the way with 26 points and 14 rebounds
- Justin Johnson paced WKU with 17 point and nine rebounds, while Que Johnson added 14 points

NOVEMBER 22, 2016 | WKU 77, NORTH CAROLINA A&T 56 | BOWLING GREEN, KY.

- WKU netted 31 of 37 free throws, its most makes from the charity stripe since 2003
- Que Johnson led the Hilltoppers with 18 points, all in the first half
- Pancake Thomas and Ben Lawson each scored 13 points
- Justin Johnson registered his 12th career double-double with 12 points and 10 rebounds

NOVEMBER 25, 2016 | WASHINGTON 86, WKU 47 | LAS VEGAS, NEV.

- WKU shot 25.4 percent from the field, including 17.1 percent in the second half
- Que Johnson paced the Hilltoppers with 12 points
- Anton Waters recorded his first career double-double with 11 points and a career-high 10 rebounds

NOVEMBER 26, 2016 | UNLV 71, WKU 61 | LAS VEGAS, NEV.

- UNLV made 13 of 29 3-pointers, including 11 combined from Tyrell Green and Jalen Poyser
- Que Johnson paced WKU with 16 points, seven rebounds, three assists, two steals and a block
- Justin Johnson registered his 13th career double-double with 10 points and 10 rebounds

2016-17 RESULTS

DATE	OPPONENT	SCORE	ATTENDANCE	WKU HIGH POINTS	WKU HIGH REBOUNDS	OPP HIGH POINTS
11/12	ALABAMA STATE	W, 79-66	4,149	Q. Johnson (16)	Q. Johnson (9)	Rodney Simeon (25)
11/16	JACKSONVILLE STATE	W, 74-67	4,226	J. Johnson (17)	J. Johnson (10)	Erik Durham (17)
11/19	at Belmont	L, 90-69	3,619	J. Johnson (17)	J. Johnson (9)	Evan Bradds (26)
11/22	NORTH CAROLINA A&T	W, 77-56	3,751	Q. Johnson (18)	J. Johnson (10)	Sam Hunt (19)
11/25	vs. Washington	L, 86-47	9,815	Q. Johnson (12)	J. Johnson (11)	Dominic Green (20)
11/26	at UNLV	L, 71-61	8,810	Q. Johnson (16)	J. Johnson (10)	Tyrell Green (23)
11/30	at Eastern Kentucky					
12/03	at Missouri					
12/11	at Indiana State					
12/14	at Saint Mary's					
12/17	at Detroit					
12/21	OHIO					
12/28	AUSTIN PEAY					
12/31	at Florida Atlantic					
01/02	at FIU					
01/05	CHARLOTTE					
01/07	OLD DOMINION					
01/12	at UAB					
01/14	at Middle Tennessee					
01/21	at Marshall					
01/26	UTEP					
01/28	UTSA					
02/02	at LA Tech					
02/04	at Southern Miss					
02/11	MARSHALL					
02/16	MIDDLE TENNESSEE					
02/19	UAB					
02/23	at Charlotte					
02/25	at Old Dominion					
03/02	NORTH TEXAS					
03/04	RICE					

2016-17 GAME-BY-GAME STARTING LINEUPS

DATE	OPPONENT	G	G	G/F	F	F	RECORD*
11/12	ALABAMA STATE	Lomomba	Thomas	Q. Johnson	J. Johnson	Lawson	1-0
11/16	JACKSONVILLE STATE	Lomomba	Thomas	Q. Johnson	J. Johnson	Lawson	2-0
11/19	at Belmont	Lomomba	Thomas	Q. Johnson	J. Johnson	Lawson	2-1
11/22	NORTH CAROLINA A&T	Lomomba	Thomas	Q. Johnson	J. Johnson	Lawson	3-1
11/25	vs. Washington	Lomomba	Thomas	Q. Johnson	J. Johnson	Lawson	3-2
11/26	at UNLV	Lomomba	Thomas	Q. Johnson	J. Johnson	Lawson	3-3
11/30	at Eastern Kentucky						
12/03	at Missouri						
12/11	at Indiana State						
12/14	at Saint Mary's						
12/17	at Detroit						
12/21	OHIO						
12/28	AUSTIN PEAY						
12/31	at Florida Atlantic						
01/02	at FIU						
01/05	CHARLOTTE						
01/07	OLD DOMINION						
01/12	at UAB						
01/14	at Middle Tennessee						
01/21	at Marshall						
01/26	UTEP						
01/28	UTSA						
02/02	at LA Tech						
02/04	at Southern Miss						
02/11	MARSHALL						
02/16	MIDDLE TENNESSEE						
02/19	UAB						
02/23	at Charlotte						
02/25	at Old Dominion						
03/02	NORTH TEXAS						
03/04	RICE						

(*) running count of WKU's record with listed lineup

2016-17 GAME-BY-GAME COMPARISON

DATE	OPPONENT	FGM-A/%	3FG-A/%	FTM-A/%	OR-DR-TOT	PF	AST	TO	BK	STL	PTS
11/12	WKU	23-51/.451	9-18/.500	24-32/.750	8-36-44	13	10	18	4	3	79
	ALABAMA STATE	26-74/.351	9-29/.310	5-6/.833	12-27-39	27	12	13	2	7	66
11/16	WKU	26-54/.481	9-18/.500	13-16/.813	8-28-36	10	12	11	3	4	74
	JACKSONVILLE STATE	27-65/.415	8-22/.364	5-6/.833	11-23-34	17	11	8	2	6	67
11/19	WKU	28-62/.452	6-16/.375	7-10/.700	8-23-31	10	9	14	5	5	69
	at Belmont	36-62/.581	16-34/.471	2-4/.500	3-28-31	12	24	12	2	7	90
11/22	WKU	21-48/.438	4-15/.267	31-37/.838	10-25-35	16	12	13	4	4	77
	NORTH CAROLINA A&T	20-45/.444	5-14/.357	11-18/.611	4-21-25	28	4	18	4	6	56
11/25	WKU	17-67/.254	3-16/.188	10-19/.526	12-34-46	22	8	15	7	4	47
	vs. Washington	29-75/.387	9-22/.409	19-27/.704	19-41-60	19	16	10	12	7	86
11/26	WKU	22-55/.400	7-21/.333	10-14/.714	8-25-33	15	13	11	4	5	61
	at UNLV	24-57/.421	13-29/.448	10-12/.833	9-29-38	13	18	11	1	5	71
11/30	WKU										
	at Eastern Kentucky										
12/03	WKU										
	at Missouri										
12/11	WKU										
	at Indiana State										
12/14	WKU										
	at Saint Mary's										
12/17	WKU										
	at Detroit Mercy										
12/21	WKU										
	OHIO										
12/28	WKU										
	AUSTIN PEAY										
12/31	WKU										
	at Florida Atlantic										
01/02	WKU										
	at FIU										
01/05	WKU										
	CHARLOTTE										
01/07	WKU										
	OLD DOMINION										
01/12	WKU										
	at UAB										
01/14	WKU										
	at Middle Tennessee										
01/21	WKU										
	at Marshall										
01/26	WKU										
	UTEP										
01/28	WKU										
	UTSA										
02/02	WKU										
	at LA Tech										
02/04	WKU										
	at Southern Miss										
02/11	WKU										
	MARSHALL										
02/16	WKU										
	MIDDLE TENNESSEE										
02/19	WKU										
	UAB										
02/23	WKU										
	at Charlotte										
02/25	WKU										
	at Old Dominion										
03/02	WKU										
	NORTH TEXAS										
03/04	WKU										
	RICE										

2016-17 SPECIALTY STATS (LISTED: WKU-OPPONENT)

DATE	OPPONENT	IN PAINT	OFF TO	SECOND CHANCE	FAST BREAK	BENCH	LARGEST LEAD	LARGEST DEFICIT	LEAD CHANGES	TIES
11/12	ALABAMA STATE	24-30	14-21	9-18	4-11	22-16	24	None	0	0
11/16	JACKSONVILLE STATE	30-32	7-12	12-10	9-2	10-5	12	11	5	4
11/19	at Belmont	28-40	8-17	11-7	6-8	15-31	11	21	3	5
11/22	NORTH CAROLINA A&T	20-24	22-10	5-2	11-6	19-21	21	1	2	2
11/25	vs. Washington	20-34	4-10	7-17	2-13	18-41	2	41	4	4
11/26	at UNLV	22-16	7-14	7-9	7-2	15-9	3	13	8	6
11/30	at Eastern Kentucky									
12/03	at Missouri									
12/11	at Indiana State									
12/14	at Saint Mary's									
12/17	at Detroit Mercy									
12/21	OHIO									
12/28	AUSTIN PEAY									
12/31	at Florida Atlantic									
01/02	at FIU									
01/05	CHARLOTTE									
01/07	OLD DOMINION									
01/12	at UAB									
01/14	at Middle Tennessee									
01/21	at Marshall									
01/26	UTEP									
01/28	UTSA									
02/02	at LA Tech									
02/04	at Southern Miss									
02/11	MARSHALL									
02/16	MIDDLE TENNESSEE									
02/19	UAB									
02/23	at Charlotte									
02/25	at Old Dominion									
03/02	NORTH TEXAS									
03/04	RICE									

2016-17 TEAM SUPERLATIVES

WKU	HIGHS	LOWS
Points	79 (vs. Alabama State, 11/12)	47 (vs. Washington, 11/25)
First-half points	42 (vs. North Carolina A&T, 11/22)	30 (2 times)
Second-half points	45 (vs. Alabama State, 11/12)	16 (vs. Washington, 11/25)
Overtime points		
Winning margin	21 (vs. North Carolina A&T, 11/22)	7 (vs. Jacksonville State, 11/16)
Field goals	28 (at Belmont, 11/19)	17 (vs. Washington, 11/25)
Field goals attempted	67 (vs. Washington, 11/25)	48 (vs. North Carolina A&T, 11/22)
Field goal percentage	.481 (vs. Jacksonville State, 11/16)	.254 (vs. Washington, 11/25)
3-point field goals	(9) 2 times	3 (vs. Washington, 11/25)
3-point field goals attempted	21 (at UNLV, 11/26)	15 (vs. North Carolina A&T, 11/22)
3-point field goal percentage	(.500) 2 times	.188 (vs. Washington, 11/25)
Free throws	31 (vs. North Carolina A&T, 11/22)	7 (at Belmont, 11/19)
Free throws attempted	37 (vs. North Carolina A&T, 11/22)	10 (at Belmont, 11/19)
Free throw percentage	.838 (vs. North Carolina A&T, 11/22)	.526 (vs. Washington, 11/25)
Rebounds	46 (vs. Washington, 11/25)	31 (at Belmont, 11/19)
Offensive rebounds	12 (vs. Washington, 11/25)	8 (4 times)
Defensive rebounds	36 (vs. Alabama State, 11/12)	23 (at Belmont, 11/19)
Personal fouls	22 (vs. Washington, 11/25)	10 (at Belmont, 11/19)
Assists	13 (at UNLV, 11/26)	8 (vs. Washington, 11/25)
Turnovers	18 (vs. Alabama State, 11/12)	11 (2 times)
Blocked shots	7 (vs. Washington, 11/25)	3 (vs. Jacksonville State, 11/16)
Steals	5 (2 times)	3 (vs. Alabama State, 11/12)

OPPONENTS	HIGHS	LOWS
Points	90 (at Belmont, 11/19)	56 (vs. North Carolina A&T, 11/22)
First-half points	42 (at Belmont, 11/19)	17 (vs. Alabama State, 11/12)
Second-half points	49 (vs. Alabama State, 11/12)	22 (vs. North Carolina A&T, 11/22)
Overtime points		
Winning margin	39 (vs. Washington, 11/25)	10 (at UNLV, 11/26)
Field goals	36 (at Belmont, 11/19)	20 (vs. North Carolina A&T, 11/22)
Field goals attempted	75 (vs. Washington, 11/25)	45 (vs. North Carolina A&T, 11/22)
Field goal percentage	.581 (at Belmont, 11/19)	.351 (vs. Alabama State, 11/12)
3-point field goals	16 (at Belmont, 11/19)	8 (vs. Jacksonville State, 11/16)
3-point field goals attempted	34 (at Belmont, 11/19)	14 (vs. North Carolina A&T, 11/22)
3-point field goal percentage	.471 (at Belmont, 11/19)	.310 (vs. Alabama State, 11/12)
Free throws	19 (vs. Washington, 11/25)	2 (at Belmont, 11/19)
Free throws attempted	27 (vs. Washington, 11/25)	4 (at Belmont, 11/19)
Free throw percentage	.833 (3 times)	.500 (at Belmont, 11/19)
Rebounds	60 (vs. Washington, 11/25)	25 (vs. North Carolina A&T, 11/22)
Offensive rebounds	19 (vs. Washington, 11/25)	3 (at Belmont, 11/19)
Defensive rebounds	41 (vs. Washington, 11/25)	21 (vs. North Carolina A&T, 11/22)
Personal fouls	28 (vs. North Carolina A&T, 11/22)	12 (at Belmont, 11/19)
Assists	24 (at Belmont, 11/19)	4 (vs. North Carolina A&T, 11/22)
Turnovers	18 (vs. North Carolina A&T, 11/22)	8 (vs. Jacksonville State, 11/16)
Blocked shots	12 (vs. Washington, 11/25)	1 (at UNLV, 11/26)
Steals	7 (3 times)	5 (at UNLV, 11/26)

2016-17 INDIVIDUAL SUPERLATIVES

WKU HIGHS

Points	18 (Q. Johnson, vs. N.C. A&T, 11/22)
Field goals	7 (J. Johnson at Belmont, 11/19)
Field goals attempted	15 (Q. Johnson at Belmont, 11/19)
Field goal percentage (min. 6 att.)	.636 [7-11] (J. Johnson at Belmont, 11/19)
3-point field goals	4 (Thomas vs. Jacksonville State, 11/16)
3-point field goals attempted	10 (Q. Johnson, at UNLV, 11/26)
3-point field goal percentage (min. 4 att.)	.750 [3-4] (J. Johnson at Belmont, 11/19)
Free throws	8 (2 instances)
Free throws attempted	8 (2 instances)
Free throw percentage (min. 6 att.)	1.000 (4 instances)
Rebounds	11 (J. Johnson vs. Washington, 11/25)
Assists	7 (Lomomba vs. Jacksonville State, 11/16)
Turnovers	5 (Lomomba vs. Washington, 11/25)
Blocked shots	5 (Lawson vs. Washington, 11/25)
Steals	2 (5 instances)
Minutes	39 (Que Johnson, at UNLV, 11/26)

OPPONENT HIGHS

Points	26 (Evan Bradds [Belmont], 11/19)
Field goals	12 (Evan Bradds [Belmont], 11/19)
Field goals attempted	20 (Sam Hunt, [N.C. A&T], 11/22)
Field goal percentage (min. 6 att.)	.750 [6-8] (2 instances)
3-point field goals	7 (Rodney Simeon [Alabama State], 11/12)
3-point field goals attempted	11 (2 instances)
3-point field goal percentage (min. 4 att.)	.833 [5-6] (2 instances)
Free throws	4 (2 instances)
Free throws attempted	6 (James Whitaker, [N.C. A&T], 11/22)
Free throw percentage (min. 6 att.)	.667 (James Whitaker, [N.C. A&T], 11/22)
Rebounds	14 (Evan Bradds [Belmont], 11/19)
Assists	10 (Markelle Fultz [Washington], 11/25)
Turnovers	6 (Austin Luke [Belmont], 11/19)
Blocked shots	4 (Malik Dime [Washington], 11/25)
Steals	4 (Terrance LeFlore [Alabama State], 11/12)
Minutes	38 (3 instances)

WKU'S TOP INDIVIDUAL GAMES

Points

1. Que Johnson vs. North Carolina A&T.....	18
2. Justin Johnson vs. Jacksonville State.....	17
Justin Johnson at Belmont	17
4. Que Johnson vs. Alabama State	16
Que Johnson at UNLV.....	16
6. Pancake Thomas vs. Alabama State	15
7. Pancake Thomas vs. Jacksonville State	14
Que Johnson vs. Jacksonville State	14
Que Johnson at Belmont.....	14
10. Pancake Thomas vs. North Carolina A&T.....	13
Ben Lawson vs. North Carolina A&T	13
Pancake Thomas at UNLV.....	13

Rebounds

1. Justin Johnson vs. Washington.....	11
2. Anton Waters vs. Washington.....	10
Justin Johnson vs. Jacksonville State.....	10
Justin Johnson vs. North Carolina A&T	10
Justin Johnson at UNLV	10
6. Que Johnson vs. Alabama State	9
Justin Johnson at Belmont	9
8. Anton Waters vs. Alabama State.....	8
Anton Waters vs. Jacksonville State.....	8
10. Justin Johnson vs. Alabama State	7
Que Johnson vs. Jacksonville State	7
Ben Lawson vs. North Carolina A&T	7
Que Johnson at UNLV.....	7

Assists

1. Junior Lomomba vs. Jacksonville State.....	7
2. Junior Lomomba at Belmont.....	5
3. Pancake Thomas vs. Alabama State	4
Damari Parris vs. North Carolina A&T.....	4
Junior Lomomba vs. Washington.....	4

Blocked Shots

1. Ben Lawson vs. Washington.....	5
2. Ben Lawson at Belmont.....	3
3. 3 instances.....	2

Steals

1. Que Johnson vs. Jacksonville State	2
Que Johnson vs. Alabama State	2
Que Johnson at UNLV.....	2
Pancake Thomas at Belmont.....	2
Damari Parris vs. North Carolina A&T.....	2

Minutes Played

1. Que Johnson at UNLV.....	39
2. Pancake Thomas at UNLV.....	38
3. Que Johnson vs. Jacksonville State	37
Pancake Thomas at Belmont.....	37
5. Pancake Thomas vs. Jacksonville State	36
Justin Johnson vs. Jacksonville State.....	36
7. Pancake Thomas vs. North Carolina A&T.....	35
8. Pancake Thomas vs. Alabama State	34
Que Johnson at Belmont.....	34
10. Junior Lomomba vs. Jacksonville State	33
Pancake Thomas vs. Washington	33
Junior Lomomba at UNLV.....	33

GAME 1

Nov. 12, 2016
WKU 79
ASU 66



Official Basketball Box Score - Game Totals - Final Statistics
Alabama State vs WKU
11/12/16 7 p.m. at Bowling Green, Ky. (E.A. Diddle Arena)



Alabama State 66 • 0-1

#	Player	Total		3-Ptr		Rebounds		PF	TP	A	TO	Bk	Stl	Min
		FG	FGA	FT	FTA	Off	Def							
14	ARMSTRONG, Tony	1	3-9	0-0	0-0	2	5	8	3	6	0	1	1	29
00	WARNOCK, Amir	c	2-5	0-0	0-0	1	4	5	2	4	0	1	0	18
01	SIMEON, Rodney	g	8-15	7-11	2-3	0	1	1	4	25	1	2	0	0
30	THOMAS, Torloft	g	2-8	0-3	0-0	0	2	2	3	4	4	2	0	0
30	LEFLORE, Terrance	g	5-14	1-6	0-0	2	0	2	2	11	4	1	0	4
02	BUTLER, Corvon	g	4-10	0-1	3-3	3	4	7	3	11	1	0	0	1
11	ROGERS, Austin	g	0-2	0-1	0-0	0	0	0	2	0	0	0	0	12
12	GEE, Reginald	g	1-3	1-3	0-0	0	1	1	1	3	0	0	0	9
20	HOLLOWAY, Glenn	g	0-0	0-0	0-0	0	0	0	0	0	0	0	0	3
25	TYSON, Mikel	g	1-2	0-0	0-0	0	1	1	2	2	1	1	0	5
31	CLEVELAND, Artis	g	0-0	0-0	0-0	2	0	2	2	0	1	2	1	0
52	ROGERS, Steve	g	0-6	0-4	0-0	0	3	3	0	0	2	0	1	19
Team						2	5	7			1			
Totals			26-74	9-29	5-6	12	27	39	27	66	12	13	2	7

FG % 1st Half: 7-34 20.6% 2nd half: 19-40 47.5% Game: 26-74 35.1%
3FG % 1st Half: 2-16 12.5% 2nd half: 7-13 53.8% Game: 9-29 31.0%
FT % 1st Half: 1-1 100.0 2nd half: 4-5 80.0% Game: 5-6 83.3%

WKU 79 • 1-0

#	Player	Total		3-Ptr		Rebounds		PF	TP	A	TO	Bk	Stl	Min
		FG	FGA	FT	FTA	Off	Def							
14	LAWSON, Ben	f	3-5	0-0	2-4	2	4	6	0	8	0	1	1	0
23	JOHNSON, Justin	f	3-8	0-2	3-6	0	7	7	1	9	0	3	1	1
05	LOMOMBA, Junior	g	1-5	1-1	6-6	0	5	6	0	3	0	0	0	28
12	THOMAS, Pancake	g	3-11	1-3	8-8	0	2	0	15	4	2	0	0	34
32	JOHNSON, Que	g	5-9	3-6	3-5	0	9	9	3	16	1	3	1	2
01	HOWARD, Tobias	g	2-4	2-3	0-0	1	2	3	0	6	2	1	0	14
01	PARRIS, Damari	g	0-1	0-0	2-2	1	0	1	2	0	1	0	0	12
15	MILLER, Tyler	g	0-0	0-0	0-0	0	0	0	0	0	0	0	0	1
42	WATERS, Anton	g	4-5	0-0	0-1	3	5	8	4	8	2	1	0	19
43	LEAHY, Marty	g	2-3	2-3	0-0	0	0	0	4	6	0	1	0	0
Team						1	2	3			1			
Totals			23-51	9-18	24-32	8	36	44	13	79	10	18	4	3

FG % 1st Half: 12-30 40.0% 2nd half: 11-21 52.4% Game: 23-51 45.1%
3FG % 1st Half: 4-10 40.0% 2nd half: 5-8 62.5% Game: 9-18 50.0%
FT % 1st Half: 6-10 60.0% 2nd half: 18-22 81.8% Game: 24-32 75.0%

Officials: Tyler Kumpf, Antonio Petty, Mike Stuart
Technical fouls: Alabama State-None, WKU-None.
Attendance: 4149

Score by periods	1st	2nd	Total
Alabama State	17	49	66
WKU	34	45	79

Last FG - ALST 2nd-00:01, WKU 2nd-00:40.
Largest lead - ALST None, WKU by 24 2nd-04:41.
ALST led for 00:00. WKU led for 39:27. Game was tied for 00:33.

Points In Off 2nd Fast
ALST Point T/O Chance Break Bench
WKU 24 30 21 18 11 16
4 22

Score tied - 0 times.
Lead changed - 0 times.

GAME 2

Nov. 16, 2016
WKU 74
JSU 67



Official Basketball Box Score - Game Totals - Final Statistics
Jacksonville State vs WKU
11/16/16 8 p.m. at Bowling Green, Ky. (E.A. Diddle Arena)



Jacksonville State 67 • 1-2

#	Player	Total		3-Ptr		Rebounds		PF	TP	A	TO	Bk	Stl	Min
		FG	FGA	FT	FTA	Off	Def							
31	CUNNINGHAM, Christian	f	4-5	0-0	1-2	3	5	8	3	9	2	1	1	2
12	GIGA, Norbertas	c	8-16	0-2	0-0	1	5	6	2	16	2	0	1	1
01	TUCKER, Greg	g	4-11	1-5	2-2	0	4	4	1	11	0	1	1	2
15	DURHAM, Erik	g	6-9	5-6	0-0	1	1	2	0	17	1	2	0	1
21	DRUMWRIGHT, Malcol	g	4-14	1-5	0-0	0	4	4	5	9	5	1	0	3
03	GREEN, Derrick	g	0-2	0-0	0-0	1	0	1	0	0	0	1	0	9
04	EDWARDS, Tyrin	g	0-0	0-0	0-0	0	0	0	0	0	0	1	0	0
01	JONES, Deshawn	g	0-1	0-0	0-0	0	0	0	0	1	0	0	0	5
11	CROSS, Jacara	g	0-2	0-0	2-2	1	0	1	1	2	0	0	0	7
33	STATAM, Andre	g	1-5	1-4	0-0	0	2	2	4	3	0	1	0	11
Team						4	2	6						
Totals			27-65	8-22	5-6	11	23	34	17	67	11	8	2	6

FG % 1st Half: 12-32 37.5% 2nd half: 15-33 45.5% Game: 27-65 41.5%
3FG % 1st Half: 4-10 40.0% 2nd half: 4-12 33.3% Game: 8-22 36.4%
FT % 1st Half: 2-2 100.0 2nd half: 3-4 75.0% Game: 5-6 83.3%

WKU 74 • 2-0

#	Player	Total		3-Ptr		Rebounds		PF	TP	A	TO	Bk	Stl	Min
		FG	FGA	FT	FTA	Off	Def							
14	LAWSON, Ben	f	3-7	0-0	2-3	1	4	5	1	8	0	0	2	1
23	JOHNSON, Justin	f	6-14	2-4	3-3	4	6	10	0	17	1	0	1	0
05	LOMOMBA, Junior	g	2-6	0-2	7-7	0	2	2	2	11	7	4	0	1
12	THOMAS, Pancake	g	5-10	4-7	0-0	0	0	0	2	14	2	2	0	0
32	JOHNSON, Que	g	6-11	2-4	0-0	1	1	7	2	14	1	2	0	2
01	HOWARD, Tobias	g	1-1	1-1	0-0	0	0	0	0	3	0	0	0	6
01	PARRIS, Damari	g	0-1	0-0	0-0	0	0	0	2	2	1	0	0	8
42	WATERS, Anton	g	3-4	0-0	1-3	2	6	8	2	7	0	1	0	0
43	LEAHY, Marty	g	0-0	0-0	0-0	0	0	0	0	0	0	0	0	1
Team						0	2	2						
Totals			26-54	9-18	13-16	8	28	36	10	74	12	11	3	4

FG % 1st Half: 13-32 40.6% 2nd half: 13-22 59.1% Game: 26-54 48.1%
3FG % 1st Half: 3-8 37.5% 2nd half: 6-10 60.0% Game: 9-18 50.0%
FT % 1st Half: 1-1 100.0 2nd half: 12-15 80.0% Game: 13-16 81.3%

Officials: Tom Eades, Tommy Short, Roger Ayers
Technical fouls: Jacksonville State-None, WKU-None.
Attendance: 4226

Score by periods	1st	2nd	Total
Jacksonville State	30	37	67
WKU	30	44	74

Last FG - JSU 2nd-00:09, WKU 2nd-01:28.
Largest lead - JSU by 11 1st-11:29, WKU by 12 2nd-04:40.
JSU led for 14:05. WKU led for 21:03. Game was tied for 04:52.

Points In Off 2nd Fast
JSU Point T/O Chance Break Bench
WKU 30 24 10 12 6 10

Score tied - 4 times.
Lead changed - 5 times.

GAME 3

Nov. 19, 2016
BEL 90
WKU 69



Official Basketball Box Score - Game Totals - Final Statistics
WKU vs Belmont
11/19/16 7:00 p.m. at Nashville, Tenn. (Curb Event Center)



WKU 69 • 2-1

#	Player	Total		3-Ptr		Rebounds		PF	TP	A	TO	Bk	Stl	Min
		FG	FGA	FT	FTA	Off	Def							
14	LAWSON, Ben	f	4-7	0-1	1-2	0	4	4	1	9	0	3	3	0
23	JOHNSON, Justin	f	7-11	3-4	0-1	1	8	9	2	17	2	2	1	0
05	LOMOMBA, Junior	g	3-9	0-2	0-1	0	0	0	2	6	5	3	0	0
12	THOMAS, Pancake	g	2-9	0-2	4-4	1	5	6	1	8	1	1	0	2
32	JOHNSON, Que	g	6-15	2-5	0-0	2	0	2	1	14	1	3	0	1
01	HOWARD, Tobias	g	0-0	0-0	0-0	1	0	1	1	0	0	1	0	1
01	PARRIS, Damari	g	3-6	0-1	0-0	0	1	1	2	6	0	1	0	0
15	MILLER, Tyler	g	0-0	0-0	0-0	0	0	0	0	0	0	0	0	1
21	STAIKOVSKI, Marko	g	0-0	0-0	0-0	0	0	0	0	0	0	0	0	1
42	WATERS, Anton	g	3-5	1-1	2-2	2	3	5	0	9	0	1	1	16
43	LEAHY, Marty	g	0-0	0-0	0-0	0	0	0	0	0	0	0	0	1
Team						0	0	0						
Totals			28-62	6-16	7-10	8	23	31	10	69	9	14	5	2

FG % 1st Half: 16-31 51.6% 2nd half: 12-31 38.7% Game: 28-62 45.2%
3FG % 1st Half: 4-8 50.0% 2nd half: 2-8 25.0% Game: 6-16 37.5%
FT % 1st Half: 3-4 75.0% 2nd half: 4-6 66.7% Game: 7-10 70.0%

Belmont 90 • 1-1

#	Player	Total		3-Ptr		Rebounds		PF	TP	A	TO	Bk	Stl	Min
		FG	FGA	FT	FTA	Off	Def							
32	EGEKEZE, Amanze	f	3-7	1-5	0-0	1	1	2	3	7	1	1	0	1
35	BRADDS, Evan	f	12-17	1-1	1-2	2	12	14	3	26	4	1	0	1
01	LUKE, Austin	g	6-8	4-6	0-0	0	4	4	2	16	9	6	0	2
03	WINDLER, Dylan	g	3-6	0-2	0-0	0	6	6	0	6	3	1	1	0
20	BARNETTE, Taylor	g	2-9	0-5	0-0	0	1	1	0	1	1	0	0	1
02	SMITH, Nick	g	6-8	6-8	0-0	0	0	0	1	18	0	0	0	18
11	MCCLAIN, Kevin	g	2-3	2-3	1-2	0	1	1	0	7	2	1	0	12
21	SAMPSON, Burton	g	0-0	0-0	0-0	0	0	0	0	0	1	0	0	8
22	BENKERT, Michael	g	1-3	1-3	0-0	0	0	0	0	0	0	0	0	1
31	LESTER, Josh	g	0-0	0-0	0-0	0	0	0	0	0	0	0	0	1
41	HADDEN, Tyler	g	1-1	1-1	0-0	0	0	1	3	0	0	1	0	2
50	ADLERSPERGER, Seth	g	0-0	0-0	0-0	0	0	0	0	1	0	1	0	3
	Totals		36-62	16-34	2-4	3	28	31	12	90	24	2	7	200

GAME 5

Nov. 25, 2016
WASH 86
WKU 47



Official Basketball Box Score - Game Totals - Final Statistics
Washington vs WKU
11/25/16 5:00 PM at Tarkenton Court, Thomas & Mack Center



Washington 86 • 4-1

#	Player	Total		3-Ptr		Rebounds		PF	TP	A	TO	Blk	Stl	Min
		FG	FGA	FG	FGA	FT	FTA							
04	Thybulle, Matisse	3-9	1-5	2-2	0	1	1	2	9	1	0	1	2	25
10	Dime, Malik	5-8	0-0	3-4	2	5	7	3	13	3	0	4	2	25
15	Dickerson, Noah	2-6	0-0	1-2	3	3	6	5	5	0	1	0	0	13
01	Crisp, David	3-8	3-5	0-0	1	1	2	2	9	0	2	0	1	22
20	Fultz, Markelle	3-14	1-3	2-4	3	5	8	3	9	10	3	3	1	31
00	Baruti, Bitumba	0-1	0-1	0-0	1	0	1	0	0	0	0	0	0	2
02	Kingma, Dan	0-1	0-1	1-2	0	0	0	0	1	1	0	0	0	4
05	Barnard, Quinn	0-0	0-0	0-0	0	0	0	0	0	1	0	0	0	2
22	Green, Dominic	7-11	4-6	2-3	0	6	6	0	20	0	1	3	0	25
23	Johnson, Carlos	3-5	0-1	2-2	2	1	3	3	8	1	2	0	0	17
24	Duruisseau, Devenir	0-1	0-0	0-0	1	2	3	1	0	0	0	1	0	5
32	Bowman, Greg	0-2	0-0	1-2	2	1	3	0	1	0	0	0	1	2
33	Timmins, Sam	1-3	0-0	3-4	1	11	12	0	5	0	0	1	0	17
41	Atewe, Matthew	2-6	0-0	2-2	2	5	7	0	6	0	0	0	0	10
Team						1		0		1				
Totals		29-75	9-22	19-27	19	41	60	19	86	16	10	13	7	200

FG % 1st Half: 14-38 36.8% 2nd half: 15-37 40.5% Game: 29-75 38.7% Deadball
3FG % 1st Half: 3-8 37.5% 2nd half: 6-14 42.9% Game: 9-22 40.9% Rebounds
FT % 1st Half: 8-10 80.0% 2nd half: 11-17 64.7% Game: 19-27 70.4% 1

WKU 47 • 3-2

#	Player	Total		3-Ptr		Rebounds		PF	TP	A	TO	Blk	Stl	Min
		FG	FGA	FG	FGA	FT	FTA							
14	LAWSON, Ben	0-0	0-0	0-2	1	3	4	4	0	0	3	5	0	15
23	JOHNSON, Justin	2-9	0-1	1-2	3	8	11	2	5	2	0	0	0	32
05	LOMOMBA, Junior	1-7	0-1	0-1	0	2	2	1	2	4	5	0	0	26
12	THOMAS, Pancake	4-14	1-4	1-1	2	2	4	1	10	1	1	0	1	33
32	JOHNSON, Que	3-12	1-5	5-7	0	5	5	4	12	0	1	0	1	30
01	HOWARD, Tobias	3-7	1-4	0-0	1	1	2	2	7	0	2	1	0	17
03	PARRIS, Damari	0-6	0-0	0-0	0	1	1	3	0	1	1	0	0	14
15	MILLER, Tyler	0-0	0-0	0-0	0	0	0	0	0	0	0	0	1	2
42	WATERS, Anton	4-10	0-0	3-6	4	6	10	3	11	0	2	1	0	22
43	LEAHY, Marty	0-2	0-1	0-0	1	1	2	2	0	0	0	0	1	9
Team						0		5		5				
Totals		17-67	3-16	10-19	12	34	46	22	47	8	15	7	4	200

FG % 1st Half: 11-32 34.4% 2nd half: 6-35 17.1% Game: 17-67 25.4% Deadball
3FG % 1st Half: 2-6 33.3% 2nd half: 1-10 10.0% Game: 3-16 18.8% Rebounds
FT % 1st Half: 7-12 58.3% 2nd half: 3-7 42.9% Game: 10-19 52.6% 6

Officials: Randy McCall, David Hall, Dick Cartwell
Technical fouls: Washington-None. WKU-None.
Attendance: 9815
Global Sports Classic Game 3

Score by periods	1st	2nd	Total
Washington	39	47	86
WKU	31	16	47

Last FG - UW 2nd-03:00, WKU 2nd-00:25.
Largest lead - UW by 41 2nd-02:04, WKU by 2 1st-16:50.
UW led for 36:55. WKU led for 00:32. Game was tied for 02:33.

Points	In	Off	2nd	Fast	Bench
W	Point	Y/O	Chance	Break	Bench
W	34	10	17	13	41
W	20	4	7	2	18

Score tied - 4 times.
Lead changed - 4 times.

GAME 6

Nov. 26, 2016
UNLV 71
WKU 61



Official Basketball Box Score - Game Totals - Final Statistics
WKU vs UNLV
11/26/16 5:00 PM at Tarkenton Court, Thomas & Mack Center



WKU 61 • 3-3

#	Player	Total		3-Ptr		Rebounds		PF	TP	A	TO	Blk	Stl	Min
		FG	FGA	FG	FGA	FT	FTA							
14	LAWSON, Ben	1-3	0-0	0-0	0	2	2	2	2	0	0	1	0	10
23	JOHNSON, Justin	3-8	0-0	4-6	3	7	10	4	10	3	2	1	0	34
05	LOMOMBA, Junior	2-6	0-3	1-2	0	2	2	3	5	3	3	1	1	33
12	THOMAS, Pancake	5-12	3-6	0-0	1	2	3	1	13	2	1	0	1	38
32	JOHNSON, Que	5-14	3-10	3-4	1	6	7	2	16	3	2	1	2	39
01	HOWARD, Tobias	1-3	1-2	0-0	0	0	0	0	3	2	0	0	1	11
42	WATERS, Anton	5-9	0-0	0-0	3	1	4	3	10	0	2	0	0	24
43	LEAHY, Marty	0-0	0-0	2-2	0	3	3	0	2	0	1	0	0	11
Team						0		2		2				
Totals		22-55	7-21	10-14	8	25	33	15	61	13	11	4	5	200

FG % 1st Half: 11-26 42.3% 2nd half: 11-29 37.9% Game: 22-55 40.0% Deadball
3FG % 1st Half: 3-8 37.5% 2nd half: 4-13 30.8% Game: 7-21 33.3% Rebounds
FT % 1st Half: 5-7 71.4% 2nd half: 5-7 71.4% Game: 10-14 71.4% 0

UNLV 71 • 4-2

#	Player	Total		3-Ptr		Rebounds		PF	TP	A	TO	Blk	Stl	Min
		FG	FGA	FG	FGA	FT	FTA							
03	GREEN, Tyrell	8-12	5-6	2-2	1	6	7	2	23	4	2	0	0	28
15	MORGAN, Dwayne	3-10	0-0	2-4	2	4	6	4	8	0	3	0	1	21
01	CLYBURN, Kris	2-5	0-2	2-2	1	10	11	1	6	2	1	0	0	31
02	OFOEGBU, Uche	1-6	1-5	0-0	1	2	3	1	3	1	1	0	2	29
05	POYSER, Jalen	6-13	6-11	4-4	0	2	2	0	22	9	1	0	1	38
12	SLIVANCANIN, Djordj	0-1	0-1	0-0	0	0	0	0	0	0	0	0	0	8
13	COUPET JR, Ben	0-1	0-1	0-0	0	0	0	0	2	0	0	0	0	6
30	MOORING, Jovan	2-4	1-2	0-0	0	1	1	0	5	2	1	0	1	26
31	BAXTER JR, Troy	2-5	0-1	0-0	2	1	3	3	4	0	1	1	0	13
Team						2		3		5				
Totals		24-57	13-29	10-12	9	29	38	13	71	18	11	1	5	200

FG % 1st Half: 11-32 34.4% 2nd half: 13-25 52.0% Game: 24-57 42.1% Deadball
3FG % 1st Half: 6-16 37.5% 2nd half: 7-13 53.8% Game: 13-29 46.8% Rebounds
FT % 1st Half: 0-0 0.0% 2nd half: 10-12 83.3% Game: 10-12 83.3% 1

Officials: Dick Cartmell, Randy McCall, Gerry Pollard
Technical fouls: WKU-None. UNLV-None.
Attendance: 8810
Global Sports Classic Game 7 - Consolation Game

Score by periods	1st	2nd	Total
WKU	30	31	61
UNLV	28	43	71

Last FG - WKU 2nd-00:09, UNLV 2nd-01:25.
Largest lead - WKU by 3 1st-02:55, UNLV by 13 2nd-00:23.
WKU led for 06:41, UNLV led for 25:42. Game was tied for 03:17.

Points	In	Off	2nd	Fast	Bench
W	Point	T/O	Chance	Break	Bench
W	22	7	7	7	15
UNLV	16	14	9	2	9

Score tied - 6 times.
Lead changed - 8 times.

OVERALL SEASON STATISTICS

RECORD:	OVERALL	HOME	AWAY	NEUTRAL
ALL GAMES	3-3	3-0	0-2	0-1
CONFERENCE	0-0	0-0	0-0	0-0
NON-CONFERENCE	3-3	3-0	0-2	0-1

#	Player	gp-gs	min	avg	Total		3-Point		F-Throw		Rebounds										pts	avg
					fg-fga	fg%	3fg-fga	3fg%	ft-fga	ft%	off	def	tot	avg	pf	dq	a	to	blk	stl		
01	HOWARD, Tobias	6-0	68	11.3	8-18	.444	5-11	.455	0-0	.000	3	3	6	1.0	3	0	4	4	1	2	21	3.5
03	PARRIS, Damari	5-0	67	13.4	4-19	.211	0-3	.000	2-2	1.000	2	5	7	1.4	8	0	6	7	0	2	10	2.0
05	LOMOMBA, Junior	6-6	171	28.5	9-36	.250	1-10	.100	16-19	.842	0	12	12	2.0	13	1	24	20	1	2	35	5.8
12	THOMAS, Pancake	6-6	213	35.5	23-63	.365	10-25	.400	17-18	.944	4	14	18	3.0	6	0	11	9	0	4	73	12.2
14	LAWSON, Ben	6-6	122	20.3	15-28	.536	0-1	.000	10-18	.556	7	21	28	4.7	9	0	0	7	14	1	40	6.7
15	MILLER, Tyler	4-0	6	1.5	0-0	.000	0-0	.000	0-0	.000	0	0	0	0.0	0	0	1	0	0	1	0	0.0
21	STAJKOVSKI, Marko	2-0	3	1.5	0-0	.000	0-0	.000	0-0	.000	0	1	1	0.5	0	0	0	0	0	0	0	0.0
23	JOHNSON, Justin	6-6	185	30.8	23-55	.418	5-11	.455	19-26	.731	14	43	57	9.5	12	0	11	10	6	1	70	11.7
32	JOHNSON, Que	6-6	201	33.5	30-70	.429	14-37	.378	16-22	.727	4	29	33	5.5	12	0	6	12	2	9	90	15.0
42	WATERS, Anton	6-0	112	18.7	22-39	.564	1-1	1.000	9-16	.563	15	24	39	6.5	15	0	0	8	3	1	54	9.0
43	LEAHY, Marty	6-0	52	8.7	3-9	.333	2-5	.400	6-7	.857	2	6	8	1.3	8	0	1	4	0	2	14	2.3
Team											3	13	16					1				
Total.....		6	1200		137-337	.407	38-104	.365	95-128	.742	54	171	225	37.5	86	1	64	82	27	25	407	67.8
Opponents.....		6	1200		162-378	.429	60-150	.400	52-73	.712	58	169	227	37.8	116	-	85	72	24	38	436	72.7

TEAM STATISTICS

	WKU	OPP
SCORING	407	436
Points per game	67.8	72.7
Scoring margin	-4.8	-
FIELD GOALS-ATT	137-337	162-378
Field goal pct	.407	.429
3 POINT FG-ATT	38-104	60-150
3-point FG pct	.365	.400
3-pt FG made per game	6.3	10.0
FREE THROWS-ATT	95-128	52-73
Free throw pct	.742	.712
F-Throws made per game	15.8	8.7
REBOUNDS	225	227
Rebounds per game	37.5	37.8
Rebounding margin	-0.3	-
ASSISTS	64	85
Assists per game	10.7	14.2
TURNOVERS	82	72
Turnovers per game	13.7	12.0
Turnover margin	-1.7	-
Assist/turnover ratio	0.8	1.2
STEALS	25	38
Steals per game	4.2	6.3
BLOCKS	27	24
Blocks per game	4.5	4.0
ATTENDANCE	12126	22244
Home games-Avg/Game	3-4042	2-6214
Neutral site-Avg/Game	-	1-9815

Date	Opponent		Score	Att.
11/12/16	ALABAMA STATE	w	79-66	4149
11/16/16	JACKSONVILLE STATE	w	74-67	4226
11/19/16	at Belmont	L	69-90	3619
11/22/16	NORTH CAROLINA A&T	w	77-56	3751
11/25/16	vs Washington	L	47-86	9815
11/26/16	at UNLV	L	61-71	8810

* - Conference game

Score by Periods	1st	2nd	Totals
WKU	206	201	407
Opponents	190	246	436

WKU ATHLETIC COMMUNICATIONS / MEDIA RELATIONS

FOR IMMEDIATE RELEASE / November 30, 2016

Men's Basketball / Contact: Zach Greenwell, WKU Athletic Communications/Media Relations

Headshot of Justin Johnson attached.

JOHNSON NOMINATED FOR ALLSTATE GOOD WORKS TEAM

BOWLING GREEN, Ky. — WKU junior forward Justin Johnson was named a 2017 Allstate NABC Good Works Team nominee on Wednesday morning.

The Allstate NABC Good Works Team recognizes players at all levels of college basketball whose charitable involvement and altruistic acts stand out amongst all other student-athletes participating in the sport.

Johnson, a Hazard, Ky., native, has been active in the community since he arrived on The Hill.

The standout post player has made mission trips to China and Belize the last two summers with the Sports Reach program, and he's also volunteered at Bowling Green Retirement Village and the Boys & Girls Club.

Johnson is one of 181 players nominated for the NABC honor. The final 10-member team will be announced in February.

HILLTOPPER

B A S K E T B A L L

WKU Hilltoppers at Eastern Kentucky Colonels

Postgame Notes

Nov. 30, 2016

Paul S. McBrayer Arena, Richmond, Ky.

FINAL SCORE: Eastern Kentucky 78, WKU 59

RECORDS AND NOTABLES

- WKU falls to 3-4, while Eastern Kentucky improves to 4-4. The Hilltoppers drop to 0-4 away from E.A. Diddle Arena.
- WKU leads the all-time series 112-44.
- EKU's victory broke a string of 13 straight wins in the series by the Hilltoppers dating back to 1987, including six straight victories in Richmond. This was WKU's first game against the Colonels in Richmond since Dec. 8, 2007.
- WKU head coach Rick Stansbury is now 2-1 all-time in his career against EKU.
- Attendance was 5,400.
- **UP NEXT:** The Hilltoppers continue their seven-game road swing with a visit Missouri at 2 p.m. (CT) Saturday in Columbia, Mo. The game will be televised on SEC Network +.

TEAM NOTES

- WKU used the starting lineup of Junior Lomomba, Pancake Thomas, Que Johnson, Justin Johnson and Ben Lawson for the seventh straight game to open the season.
- **KEY FIRST HALF RUN:** EKU closed the first half with an 11-3 run to open a 35-24 halftime advantage. The Colonels' Isaac McGlone made three 3-pointers in about a minute of game action to spark the run.
 - The Hilltoppers went more than four minutes without a point in the first half until freshman Marty Leahy's 3-pointer at the 7:03 mark.
- **KEY SECOND HALF RUN:** After Justin Johnson trimmed WKU's deficit to 46-40 with a three-point play at the 13:14 mark, EKU went on a 28-10 run, pushing its lead to as large as 74-50 in the waning minutes.
- EKU made 13 of 29 3-pointers, including a 4-of-4 performance by McGlone. Six of the Hilltoppers' seven opponents this season have made at least eight 3-pointers.

- ECU shot 50.9 percent for the game, including 59.3 percent in the second half.
- WKU has made a 3-pointer in 913 straight games dating back to March 15, 1987.

INDIVIDUAL NOTES

JUNIOR LOMOMBA

- The senior Lomomba set a new career high for scoring with the Hilltoppers with 15 points, including 13 in the first half. His previous high was 11 points. Lomomba made 9 of 12 free throws.

JUSTIN JOHNSON

- The junior Johnson paced WKU with a season-high 18 points and eight rebounds.

QUE JOHNSON

- The senior Johnson scored 13 points and has reached double figures in every game this season.

PANCAKE THOMAS

- The senior Thomas scored seven points and tied a season high with four assists.

BEN LAWSON

- The senior Lawson blocked three shots and has registered multiple blocks in five of seven games.

Official Basketball Box Score -- Game Totals -- Final Statistics
 Western Kentucky vs Eastern Kentucky
 11/30/16 8:05 PM at Richmond, Ky. (Paul S. McBrayer Arena)

Western Kentucky 59 • 3-4

##	Player		Total	3-Ptr	FT-FTA	Rebounds			PF	TP	A	TO	Blk	Stl	Min
			FG-FGA	FG-FGA		Off	Def	Tot							
14	LAWSON, Ben	f	0-2	0-0	2-2	0	3	3	2	2	0	1	3	1	18
23	JOHNSON, Justin	f	6-10	1-1	5-7	2	6	8	0	18	0	1	1	0	33
05	LOMOMBA, Junior	g	3-5	0-0	9-12	0	2	2	2	15	1	3	0	1	36
12	THOMAS, Pancake	g	3-11	1-7	0-0	1	1	2	1	7	4	2	0	2	37
32	JOHNSON, Que	g	3-8	2-5	5-6	0	4	4	4	13	3	3	0	1	33
01	HOWARD, Tobias		0-3	0-2	0-0	0	1	1	0	0	1	0	0	0	14
03	PARRIS, Damari		0-0	0-0	0-0	0	0	0	0	0	0	0	0	0	1
15	MILLER, Tyler		0-0	0-0	0-0	0	0	0	0	0	0	0	0	0	1
42	WATERS, Anton		0-2	0-1	1-2	1	3	4	3	1	1	2	0	0	17
43	LEAHY, Marty		1-1	1-1	0-0	0	0	0	0	3	0	0	0	0	10
Team						1	1	2				1			
Totals			16-42	5-17	22-29	5	21	26	12	59	10	13	4	5	200

FG % 1st Half: 7-19 36.8% 2nd half: 9-23 39.1% Game: 16-42 38.1%
 3FG % 1st Half: 1-7 14.3% 2nd half: 4-10 40.0% Game: 5-17 29.4%
 FT % 1st Half: 9-12 75.0% 2nd half: 13-17 76.5% Game: 22-29 75.9%

Deadball
Rebounds
4,1

Eastern Kentucky 78 • 4-4

##	Player		Total	3-Ptr	FT-FTA	Rebounds			PF	TP	A	TO	Blk	Stl	Min
			FG-FGA	FG-FGA		Off	Def	Tot							
10	MAYO, Nick	f	6-14	2-5	0-0	1	2	3	3	14	5	2	2	1	34
12	CHARLES, Zach	f	0-2	0-0	0-0	2	1	3	3	0	0	0	0	0	14
05	MCGLONE, Isaac	g	5-5	4-4	0-1	0	0	0	2	14	2	2	0	0	33
11	BABB-HARRISON, Jayle	g	4-11	3-7	2-2	1	6	7	2	13	1	1	0	3	30
31	CHITTY, Parker	g	2-5	0-3	0-0	0	1	1	2	4	0	1	0	0	16
01	ADAMS, Marlon		3-3	0-0	0-0	0	5	5	4	6	2	1	0	0	21
02	GIST, Asante		7-12	3-6	2-2	1	3	4	2	19	2	1	0	0	23
03	DISHMAN, DeAndre		1-1	0-0	3-5	0	2	2	0	5	0	0	0	1	8
04	AVARE, Dillon		1-4	1-4	0-0	0	0	0	1	3	1	0	0	0	21
Team						2	3	5				1			
Totals			29-57	13-29	7-10	7	23	30	19	78	13	9	2	5	200

FG % 1st Half: 13-30 43.3% 2nd half: 16-27 59.3% Game: 29-57 50.9%
 3FG % 1st Half: 6-17 35.3% 2nd half: 7-12 58.3% Game: 13-29 44.8%
 FT % 1st Half: 3-3 100.0 2nd half: 4-7 57.1% Game: 7-10 70.0%

Deadball
Rebounds
2,1

Officials: Craig Murley, Jon Campbell, Kyle Ingram
 Technical fouls: Western Kentucky-None. Eastern Kentucky-None.
 Attendance: 5400

Score by periods	1st	2nd	Total
Western Kentucky	24	35	59
Eastern Kentucky	35	43	78

	In	Off	2nd	Fast	
Points	Paint	T/O	Chance	Break	Bench
WKU	18	14	4	2	4
EKU	24	16	7	2	33

Last FG - WKU 2nd-02:08, EKU 2nd-00:32.
 Largest lead - WKU None, EKU by 24 2nd-04:37.
 WKU led for 00:00. EKU led for 38:05. Game was tied for 01:55.

Score tied - 0 times.
 Lead changed - 0 times.

Western Kentucky vs Eastern Kentucky
11/30/16 8:05 PM at Richmond, Ky. (Paul S. McBrayer Arena)
1st PERIOD Play-by-Play (Page 1)

Time	Score	Margin	HOME/VISITOR	Time	Score	Margin	HOME/VISITOR
19:41			MISSED 3 PTR by MAYO, Nick	12:33			ASSIST by AVARE, Dillon
19:41			REBOUND (DEF) by (DEADBALL)	12:11			FOUL by ADAMS, Marlon (P1T3)
19:38			FOUL by CHARLES, Zach (P1T1)	11:58			FOUL by MAYO, Nick (P1T4)
19:28			MISSED 3 PTR by THOMAS, Pancake	11:58			TIMEOUT MEDIA
19:28			REBOUND (DEF) by BABB-HARRISON,Jaylen	11:58	12-8	H 4	GOOD! FT SHOT by WATERS, Anton
19:17			MISSED 3 PTR by CHITTY, Parker	11:58			MISSED FT SHOT by WATERS, Anton
19:17			REBOUND (OFF) by (TEAM)	11:58			REBOUND (DEF) by ADAMS, Marlon
18:58			TURNOVR by MCGLONE, Isaac	11:58			SUB IN : DISHMAN, DeAndre
18:58			STEAL by LAWSON, Ben	11:58			SUB OUT: MAYO, Nick
18:58			TURNOVR by JOHNSON, Que	11:45	15-8	H 7	GOOD! 3 PTR by AVARE, Dillon
18:44			TURNOVR by MAYO, Nick	11:45			ASSIST by BABB-HARRISON,Jaylen
18:34			MISSED JUMPER by LAWSON, Ben	11:26	15-10	H 5	GOOD! LAYUP by JOHNSON, Justin [PNT]
18:34			REBOUND (DEF) by BABB-HARRISON,Jaylen	11:26			ASSIST by THOMAS, Pancake
18:05	3-0	H 3	GOOD! 3 PTR by MAYO, Nick	10:59			MISSED 3 PTR by GIST, Asante
18:05			ASSIST by MCGLONE, Isaac	10:59			REBOUND (DEF) by WATERS, Anton
17:39	3-2	H 1	GOOD! JUMPER by LOMOMBA, Junior	10:31			MISSED 3 PTR by THOMAS, Pancake
17:39			ASSIST by JOHNSON, Que	10:31			REBOUND (DEF) by DISHMAN, DeAndre
17:13	5-2	H 3	GOOD! DUNK by MAYO, Nick [PNT]	10:24			MISSED 3 PTR by BABB-HARRISON,Jaylen
17:05			TURNOVR by LOMOMBA, Junior	10:24			REBOUND (DEF) by WATERS, Anton
16:50	7-2	H 5	GOOD! JUMPER by BABB-HARRISON,Jaylen [PNT]	09:54			SUB IN : JOHNSON, Que
16:32			MISSED LAYUP by JOHNSON, Justin	09:54			SUB OUT: HOWARD, Tobias
16:32			REBOUND (DEF) by CHARLES, Zach	09:47			TURNOVR by (TEAM)
16:15			MISSED JUMPER by MAYO, Nick	09:36			MISSED 3 PTR by AVARE, Dillon
16:15			BLOCK by LAWSON, Ben	09:36			REBOUND (DEF) by JOHNSON, Justin
16:12			REBOUND (DEF) by JOHNSON, Que	09:21			MISSED 3 PTR by THOMAS, Pancake
16:07			MISSED JUMPER by JOHNSON, Que	09:21			REBOUND (DEF) by ADAMS, Marlon
16:07			REBOUND (DEF) by (DEADBALL)	09:00			MISSED 3 PTR by BABB-HARRISON,Jaylen
16:05			FOUL by LAWSON, Ben (P1T1)	09:00			REBOUND (DEF) by JOHNSON, Que
15:51			MISSED 3 PTR by CHITTY, Parker	08:49			TURNOVR by WATERS, Anton
15:51			REBOUND (OFF) by CHARLES, Zach	08:47			STEAL by DISHMAN, DeAndre
15:48			MISSED LAYUP by CHARLES, Zach	08:42			FOUL by JOHNSON, Que (P1T3)
15:47			BLOCK by LAWSON, Ben	08:42	16-10	H 6	GOOD! FT SHOT by BABB-HARRISON,Jaylen
15:46			REBOUND (OFF) by (TEAM)	08:42	17-10	H 7	GOOD! FT SHOT by BABB-HARRISON,Jaylen
15:45			TIMEOUT media	08:42			SUB IN : LAWSON, Ben
15:45			TURNOVR by (TEAM)	08:42			SUB IN : LEAHY, Marty
15:45			SUB IN : AVARE, Dillon	08:42			SUB OUT: WATERS, Anton
15:45			SUB IN : GIST, Asante	08:42			SUB OUT: JOHNSON, Justin
15:45			SUB OUT: BABB-HARRISON,Jaylen	08:42			SUB IN : CHITTY, Parker
15:45			SUB OUT: CHITTY, Parker	08:42			SUB IN : MAYO, Nick
15:17			FOUL by GIST, Asante (P1T2)	08:42			SUB IN : MCGLONE, Isaac
15:17	7-3	H 4	GOOD! FT SHOT by LOMOMBA, Junior	08:42			SUB OUT: ADAMS, Marlon
15:17	7-4	H 3	GOOD! FT SHOT by LOMOMBA, Junior	08:42			SUB OUT: AVARE, Dillon
15:17	7-5	H 2	GOOD! FT SHOT by LOMOMBA, Junior	08:42			SUB OUT: GIST, Asante
15:17			SUB IN : HOWARD, Tobias	08:31			MISSED 3 PTR by THOMAS, Pancake
15:17			SUB IN : WATERS, Anton	08:31			REBOUND (DEF) by DISHMAN, DeAndre
15:17			SUB OUT: LAWSON, Ben	08:03			MISSED 3 PTR by MAYO, Nick
15:17			SUB OUT: LOMOMBA, Junior	08:03			REBOUND (DEF) by THOMAS, Pancake
14:58			MISSED 3 PTR by AVARE, Dillon	07:39			MISSED 3 PTR by JOHNSON, Que
14:58			REBOUND (DEF) by JOHNSON, Que	07:38			REBOUND (DEF) by (TEAM)
14:45			MISSED JUMPER by THOMAS, Pancake	07:37			TIMEOUT media
14:45			REBOUND (OFF) by THOMAS, Pancake	07:18			TURNOVR by CHITTY, Parker
14:30			FOUL by THOMAS, Pancake (P1T2)	07:17			STEAL by LOMOMBA, Junior
14:30			TURNOVR by THOMAS, Pancake	07:04	17-13	H 4	GOOD! 3 PTR by LEAHY, Marty
14:18	10-5	H 5	GOOD! 3 PTR by MAYO, Nick	07:04			ASSIST by THOMAS, Pancake
14:18			ASSIST by GIST, Asante	06:38	19-13	H 6	GOOD! JUMPER by DISHMAN, DeAndre [PNT]
13:50			TURNOVR by JOHNSON, Justin	06:38			ASSIST by MAYO, Nick
13:36			MISSED JUMPER by CHARLES, Zach	06:38			FOUL by LAWSON, Ben (P2T4)
13:36			REBOUND (DEF) by WATERS, Anton	06:38	20-13	H 7	GOOD! FT SHOT by DISHMAN, DeAndre
13:14	10-7	H 3	GOOD! DUNK by JOHNSON, Justin [PNT]	06:38			SUB IN : JOHNSON, Justin
13:14			ASSIST by HOWARD, Tobias	06:38			SUB OUT: LAWSON, Ben
12:55			MISSED LAYUP by GIST, Asante	06:38			SUB IN : CHARLES, Zach
12:55			REBOUND (DEF) by JOHNSON, Justin	06:38			SUB OUT: DISHMAN, DeAndre
12:45			TURNOVR by WATERS, Anton	06:22	20-15	H 5	GOOD! JUMPER by LOMOMBA, Junior [PNT]
12:45			SUB IN : LOMOMBA, Junior	05:55			MISSED JUMPER by MAYO, Nick
12:45			SUB OUT: JOHNSON, Que	05:55			REBOUND (DEF) by JOHNSON, Justin
12:45			SUB IN : ADAMS, Marlon	05:36			MISSED JUMPER by THOMAS, Pancake
12:45			SUB IN : BABB-HARRISON,Jaylen	05:36			REBOUND (DEF) by BABB-HARRISON,Jaylen
12:45			SUB OUT: CHARLES, Zach	05:28			MISSED 3 PTR by CHITTY, Parker
12:45			SUB OUT: MCGLONE, Isaac				
12:33	12-7	H 5	GOOD! LAYUP by ADAMS, Marlon [PNT]				

Western Kentucky vs Eastern Kentucky
11/30/16 8:05 PM at Richmond, Ky. (Paul S. McBrayer Arena)
1st PERIOD Play-by-Play (Page 2)

Time	Score	Margin	HOME/VISITOR	Time	Score	Margin	HOME/VISITOR
05:28			REBOUND (OFF) by CHARLES, Zach				
05:19	22-15	H 7	GOOD! LAYUP by CHITTY, Parker [PNT]				
04:54	22-17	H 5	GOOD! LAYUP by LOMOMBA, Junior [PNT]				
04:54			FOUL by CHARLES, Zach (P2T5)	1st period-only	In Paint	Off T/O	2nd Chance
04:54	22-18	H 4	GOOD! FT SHOT by LOMOMBA, Junior	Western Kentucky	10	7	0
04:47			SUB IN : HOWARD, Tobias	Eastern Kentucky	12	12	2
04:47			SUB OUT: THOMAS, Pancake				Fast Break
04:36			MISSED JUMPER by BABB-HARRISON,Jaylen				0
04:36			REBOUND (DEF) by (TEAM)				4
04:17	22-20	H 2	GOOD! LAYUP by JOHNSON, Justin [PNT]				10
04:17			ASSIST by LOMOMBA, Junior				
04:00	24-20	H 4	GOOD! JUMPER by MAYO, Nick				
03:34			TIMEOUT MEDIA				
03:34			SUB IN : AVARE, Dillon				
03:34			SUB IN : ADAMS, Marlon				
03:34			SUB IN : GIST, Asante				
03:34			SUB OUT: CHARLES, Zach				
03:34			SUB OUT: CHITTY, Parker				
03:34			SUB OUT: BABB-HARRISON,Jaylen				
03:33			FOUL by AVARE, Dillon (P1T6)				
03:33			MISSED FT SHOT by JOHNSON, Justin				
03:33			REBOUND (OFF) by (DEADBALL)				
03:33	24-21	H 3	GOOD! FT SHOT by JOHNSON, Justin				
03:21			MISSED 3 PTR by GIST, Asante				
03:21			REBOUND (DEF) by HOWARD, Tobias				
03:00			MISSED JUMPER by HOWARD, Tobias				
03:00			REBOUND (DEF) by ADAMS, Marlon				
02:43	27-21	H 6	GOOD! 3 PTR by MCGLONE, Isaac				
02:43			ASSIST by MAYO, Nick				
02:19			FOUL by ADAMS, Marlon (P2T7)				
02:19	27-22	H 5	GOOD! FT SHOT by LOMOMBA, Junior				
02:19	27-23	H 4	GOOD! FT SHOT by LOMOMBA, Junior				
02:19			SUB IN : THOMAS, Pancake				
02:19			SUB OUT: HOWARD, Tobias				
02:00	30-23	H 7	GOOD! 3 PTR by MCGLONE, Isaac				
02:00			ASSIST by MAYO, Nick				
01:51			FOUL by JOHNSON, Que (P2T5)				
01:51			TURNOVR by JOHNSON, Que				
01:51			SUB IN : HOWARD, Tobias				
01:51			SUB OUT: JOHNSON, Que				
01:41	33-23	H 10	GOOD! 3 PTR by MCGLONE, Isaac				
01:41			ASSIST by ADAMS, Marlon				
01:12			MISSED 3 PTR by THOMAS, Pancake				
01:12			REBOUND (DEF) by ADAMS, Marlon				
00:50			TURNOVR by ADAMS, Marlon				
00:48			STEAL by THOMAS, Pancake				
00:46			TIMEOUT 30sec				
00:46			SUB IN : CHITTY, Parker				
00:46			SUB OUT: GIST, Asante				
00:21			FOUL by CHITTY, Parker (P1T8)				
00:21			MISSED FT SHOT by LOMOMBA, Junior				
00:21			REBOUND (OFF) by (DEADBALL)				
00:21	33-24	H 9	GOOD! FT SHOT by LOMOMBA, Junior				
00:21			SUB IN : GIST, Asante				
00:21			SUB OUT: CHITTY, Parker				
00:07	35-24	H 11	GOOD! LAYUP by GIST, Asante [PNT]				

Western Kentucky vs Eastern Kentucky
11/30/16 8:05 PM at Richmond, Ky. (Paul S. McBrayer Arena)
2nd PERIOD Play-by-Play (Page 1)

Time	Score	Margin	HOME/VISITOR	Time	Score	Margin	HOME/VISITOR
19:32	37-24	H 13	GOOD! LAYUP by MCGLONE, Isaac [PNT]	11:51	51-42	H 9	GOOD! FT SHOT by JOHNSON, Justin
19:03			MISSED 3 PTR by JOHNSON, Que	11:38			FOUL by WATERS, Anton (P1T1)
19:03			REBOUND (OFF) by JOHNSON, Justin	11:38			FOUL by LOMOMBA, Junior (P1T2)
18:57	37-26	H 11	GOOD! JUMPER by JOHNSON, Justin [PNT]	11:30	54-42	H 12	GOOD! 3 PTR by GIST, Asante
18:33			TURNOVR by MAYO, Nick	11:12			MISSED 3 PTR by THOMAS, Pancake
18:17			FOUL by CHARLES, Zach (P3T1)	11:12			REBOUND (DEF) by GIST, Asante
18:17	37-27	H 10	GOOD! FT SHOT by JOHNSON, Que	11:04	56-42	H 14	GOOD! JUMPER by GIST, Asante [FB]
18:17	37-28	H 9	GOOD! FT SHOT by JOHNSON, Que	10:50			SUB IN : DISHMAN, DeAndre
18:08			MISSED JUMPER by BABB-HARRISON,Jaylen	10:50			SUB IN : BABB-HARRISON,Jaylen
18:08			REBOUND (DEF) by JOHNSON, Que	10:50			SUB OUT: MAYO, Nick
17:46			MISSED JUMPER by JOHNSON, Justin	10:50			SUB OUT: MCGLONE, Isaac
17:46			REBOUND (DEF) by CHITTY, Parker	10:41	56-45	H 11	GOOD! 3 PTR by JOHNSON, Que
17:35			MISSED 3 PTR by MAYO, Nick	10:41			ASSIST by WATERS, Anton
17:35			REBOUND (DEF) by LAWSON, Ben	10:19	59-45	H 14	GOOD! 3 PTR by GIST, Asante
17:09	37-31	H 6	GOOD! 3 PTR by JOHNSON, Justin	09:54			TURNOVR by JOHNSON, Que
17:09			ASSIST by THOMAS, Pancake	09:53			STEAL by BABB-HARRISON,Jaylen
16:45			MISSED JUMPER by MAYO, Nick	09:44			FOUL by JOHNSON, Que (P3T3)
16:45			BLOCK by LAWSON, Ben	09:44			MISSED FT SHOT by DISHMAN, DeAndre
16:43			REBOUND (DEF) by LAWSON, Ben	09:44			REBOUND (OFF) by (DEADBALL)
16:39			TURNOVR by LAWSON, Ben	09:44	60-45	H 15	GOOD! FT SHOT by DISHMAN, DeAndre
16:38			STEAL by MAYO, Nick	09:33			FOUL by BABB-HARRISON,Jaylen (P1T5)
16:36			TURNOVR by BABB-HARRISON,Jaylen	09:19			MISSED JUMPER by LOMOMBA, Junior
16:34			STEAL by JOHNSON, Que	09:19			REBOUND (OFF) by WATERS, Anton
16:32	37-33	H 4	GOOD! LAYUP by JOHNSON, Que [PNT]	09:15			MISSED TIP-IN by WATERS, Anton
16:02	39-33	H 6	GOOD! JUMPER by CHITTY, Parker	09:15			REBOUND (DEF) by BABB-HARRISON,Jaylen
15:40			MISSED JUMPER by JOHNSON, Justin	08:49			FOUL by WATERS, Anton (P2T4)
15:40			BLOCK by MAYO, Nick	08:49			MISSED FT SHOT by DISHMAN, DeAndre
15:39			REBOUND (DEF) by (TEAM)	08:49			REBOUND (OFF) by (DEADBALL)
15:35			TIMEOUT MEDIA	08:49	61-45	H 16	GOOD! FT SHOT by DISHMAN, DeAndre
15:35			SUB IN : ADAMS, Marlon	08:49			SUB IN : HOWARD, Tobias
15:35			SUB OUT: CHARLES, Zach	08:49			SUB IN : LAWSON, Ben
15:17	41-33	H 8	GOOD! LAYUP by ADAMS, Marlon [PNT]	08:49			SUB OUT: JOHNSON, Que
15:17			ASSIST by MAYO, Nick	08:49			SUB OUT: JOHNSON, Justin
15:03	41-35	H 6	GOOD! JUMPER by THOMAS, Pancake	08:43			FOUL by GIST, Asante (P2T6)
14:46	44-35	H 9	GOOD! 3 PTR by BABB-HARRISON,Jaylen	08:17			MISSED 3 PTR by WATERS, Anton
14:46			ASSIST by ADAMS, Marlon	08:17			REBOUND (DEF) by GIST, Asante
14:36			TURNOVR by LOMOMBA, Junior	08:00	64-45	H 19	GOOD! 3 PTR by BABB-HARRISON,Jaylen
14:35			STEAL by BABB-HARRISON,Jaylen	07:48			MISSED 3 PTR by HOWARD, Tobias
14:32			MISSED JUMPER by BABB-HARRISON,Jaylen	07:48			REBOUND (DEF) by BABB-HARRISON,Jaylen
14:32			REBOUND (DEF) by JOHNSON, Justin	07:32			FOUL by WATERS, Anton (P3T5)
14:10			MISSED JUMPER by LAWSON, Ben	07:32			TIMEOUT MEDIA
14:10			REBOUND (OFF) by JOHNSON, Justin	07:32	65-45	H 20	GOOD! FT SHOT by GIST, Asante
14:06			MISSED TIP-IN by JOHNSON, Justin	07:32	66-45	H 21	GOOD! FT SHOT by GIST, Asante
14:06			REBOUND (OFF) by (TEAM)	07:32			SUB IN : JOHNSON, Que
13:55			FOUL by CHITTY, Parker (P2T2)	07:32			SUB OUT: HOWARD, Tobias
13:55	44-36	H 8	GOOD! FT SHOT by JOHNSON, Que	07:32			SUB IN : MCGLONE, Isaac
13:55	44-37	H 7	GOOD! FT SHOT by JOHNSON, Que	07:32			SUB IN : MAYO, Nick
13:55			SUB IN : WATERS, Anton	07:32			SUB OUT: DISHMAN, DeAndre
13:55			SUB OUT: LAWSON, Ben	07:32			SUB OUT: AVARE, Dillon
13:55			SUB IN : GIST, Asante	07:22			TURNOVR by LOMOMBA, Junior
13:55			SUB IN : AVARE, Dillon	07:03			TURNOVR by GIST, Asante
13:55			SUB OUT: BABB-HARRISON,Jaylen	06:50			FOUL by ADAMS, Marlon (P3T7)
13:55			SUB OUT: CHITTY, Parker	06:50	66-46	H 20	GOOD! FT SHOT by LAWSON, Ben
13:33	46-37	H 9	GOOD! LAYUP by ADAMS, Marlon [PNT]	06:50	66-47	H 19	GOOD! FT SHOT by LAWSON, Ben
13:33			ASSIST by MCGLONE, Isaac	06:46			MISSED 3 PTR by GIST, Asante
13:15	46-39	H 7	GOOD! LAYUP by JOHNSON, Justin [PNT]	06:46			REBOUND (OFF) by BABB-HARRISON,Jaylen
13:15			ASSIST by THOMAS, Pancake	06:39			MISSED 3 PTR by BABB-HARRISON,Jaylen
13:14			FOUL by MCGLONE, Isaac (P1T3)	06:39			REBOUND (DEF) by LAWSON, Ben
13:14	46-40	H 6	GOOD! FT SHOT by JOHNSON, Justin	06:31			TURNOVR by THOMAS, Pancake
12:56			MISSED 3 PTR by AVARE, Dillon	06:30			STEAL by BABB-HARRISON,Jaylen
12:56			REBOUND (OFF) by MAYO, Nick	06:27			MISSED DUNK by MAYO, Nick
12:51	48-40	H 8	GOOD! DUNK by MAYO, Nick [PNT]	06:27			REBOUND (OFF) by GIST, Asante
12:31			MISSED JUMPER by JOHNSON, Que	05:59	69-47	H 22	GOOD! 3 PTR by GIST, Asante
12:31			REBOUND (DEF) by (TEAM)	05:43	69-50	H 19	GOOD! 3 PTR by JOHNSON, Que
12:14	51-40	H 11	GOOD! 3 PTR by MCGLONE, Isaac	05:18	71-50	H 21	GOOD! JUMPER by MAYO, Nick [PNT]
12:14			ASSIST by GIST, Asante	05:07			MISSED 3 PTR by JOHNSON, Que
11:51			FOUL by MAYO, Nick (P2T4)	05:07			REBOUND (DEF) by ADAMS, Marlon
11:51			TIMEOUT media	04:37	74-50	H 24	GOOD! 3 PTR by BABB-HARRISON,Jaylen
11:51	51-41	H 10	GOOD! FT SHOT by JOHNSON, Justin	04:37			ASSIST by MAYO, Nick

Western Kentucky vs Eastern Kentucky
11/30/16 8:05 PM at Richmond, Ky. (Paul S. McBrayer Arena)
2nd PERIOD Play-by-Play (Page 2)

Time	Score	Margin	HOME/VISITOR	Time	Score	Margin	HOME/VISITOR
04:24			MISSED JUMPER by LOMOMBA, Junior				
04:24			BLOCK by MAYO, Nick				
04:22			REBOUND (DEF) by MAYO, Nick			In	
04:04			TURNOVR by MCGLONE, Isaac	2nd period-only	Paint	Off	
04:01			STEAL by THOMAS, Pancake	Western Kentucky	8	T/O	2nd
03:46			FOUL by BABB-HARRISON,Jaylen (P2T8)	Eastern Kentucky	12	4	Chance
03:46			TIMEOUT MEDIA				Fast
03:46	74-51	H 23	GOOD! FT SHOT by JOHNSON, Que				Break
03:46			MISSED FT SHOT by JOHNSON, Que				2
03:46			REBOUND (DEF) by MAYO, Nick				23
03:46			SUB IN : HOWARD, Tobias				
03:46			SUB IN : JOHNSON, Justin				
03:46			SUB OUT: WATERS, Anton				
03:46			SUB OUT: LAWSON, Ben				
03:46			SUB IN : AVARE, Dillon				
03:46			SUB OUT: GIST, Asante				
03:22			MISSED JUMPER by MAYO, Nick				
03:22			REBOUND (DEF) by JOHNSON, Justin				
03:08	74-54	H 20	GOOD! 3 PTR by THOMAS, Pancake				
03:08			ASSIST by JOHNSON, Que				
02:41			MISSED 3 PTR by BABB-HARRISON,Jaylen				
02:41			REBOUND (DEF) by LOMOMBA, Junior				
02:37			FOUL by ADAMS, Marlon (P4T9)				
02:37	74-55	H 19	GOOD! FT SHOT by LOMOMBA, Junior				
02:37	74-56	H 18	GOOD! FT SHOT by LOMOMBA, Junior				
02:37			SUB IN : GIST, Asante				
02:37			SUB OUT: ADAMS, Marlon				
02:14			MISSED LAYUP by GIST, Asante				
02:14			BLOCK by JOHNSON, Justin				
02:12			REBOUND (DEF) by JOHNSON, Justin				
02:08	74-58	H 16	GOOD! LAYUP by THOMAS, Pancake [FB/PNT]				
02:08			ASSIST by JOHNSON, Que				
01:44			FOUL by LOMOMBA, Junior (P2T6)				
01:25			FOUL by JOHNSON, Que (P4T7)				
01:25			MISSED FT SHOT by MCGLONE, Isaac				
01:25			REBOUND (DEF) by LOMOMBA, Junior				
01:20			FOUL by MCGLONE, Isaac (P2T10)				
01:20			MISSED FT SHOT by LOMOMBA, Junior				
01:20			REBOUND (OFF) by (DEADBALL)				
01:20			MISSED FT SHOT by LOMOMBA, Junior				
01:20			REBOUND (DEF) by BABB-HARRISON,Jaylen				
01:11	76-58	H 18	GOOD! LAYUP by GIST, Asante [PNT]				
00:56			FOUL by MAYO, Nick (P3T11)				
00:56			MISSED FT SHOT by JOHNSON, Justin				
00:56			REBOUND (OFF) by (DEADBALL)				
00:56	76-59	H 17	GOOD! FT SHOT by JOHNSON, Justin				
00:56			SUB IN : PARRIS, Damari				
00:56			SUB IN : MILLER, Tyler				
00:56			SUB IN : LEAHY, Marty				
00:56			SUB OUT: JOHNSON, Que				
00:56			SUB OUT: LOMOMBA, Junior				
00:56			SUB OUT: THOMAS, Pancake				
00:32	78-59	H 19	GOOD! JUMPER by GIST, Asante				
00:21			MISSED 3 PTR by HOWARD, Tobias				
00:21			REBOUND (DEF) by GIST, Asante				

Official Basketball Box Score -- 1st Half-Only
 Western Kentucky vs Eastern Kentucky
 11/30/16 8:05 PM at Richmond, Ky. (Paul S. McBrayer Arena)

Western Kentucky

#	Player		Total	3-Ptr	FT-FTA	Rebounds			PF	TP	A	TO	Blk	Stl	Min
			FG-FGA	FG-FGA		Off	Def	Tot							
14	LAWSON, Ben	f	0-1	0-0	0-0	0	0	0	2	0	0	0	2	1	7
23	JOHNSON, Justin	f	3-4	0-0	1-2	0	3	3	0	7	0	1	0	0	18
05	LOMOMBA, Junior	g	3-3	0-0	7-8	0	0	0	0	13	1	1	0	1	17
12	THOMAS, Pancake	g	0-7	0-5	0-0	1	1	2	1	0	2	1	0	1	18
32	JOHNSON, Que	g	0-2	0-1	0-0	0	3	3	2	0	1	2	0	0	15
01	HOWARD, Tobias		0-1	0-0	0-0	0	1	1	0	0	1	0	0	0	9
03	PARRIS, Damari		0-0	0-0	0-0	0	0	0	0	0	0	0	0	0	0
15	MILLER, Tyler		0-0	0-0	0-0	0	0	0	0	0	0	0	0	0	0
42	WATERS, Anton		0-0	0-0	1-2	0	3	3	0	1	0	2	0	0	7
43	LEAHY, Marty		1-1	1-1	0-0	0	0	0	0	3	0	0	0	0	9
Team						0	1	1				1			
Totals			7-19	1-7	9-12	1	12	13	5	24	5	8	2	3	100

FG % 1st Half: 7-19 36.8%
 3FG % 1st Half: 1-7 14.3%
 FT % 1st Half: 9-12 75.0%

Eastern Kentucky

#	Player		Total	3-Ptr	FT-FTA	Rebounds			PF	TP	A	TO	Blk	Stl	Min
			FG-FGA	FG-FGA		Off	Def	Tot							
10	MAYO, Nick	f	4-8	2-4	0-0	0	0	0	1	10	3	1	0	0	17
12	CHARLES, Zach	f	0-2	0-0	0-0	2	1	3	2	0	0	0	0	0	10
05	MCGLONE, Isaac	g	3-3	3-3	0-0	0	0	0	0	9	1	1	0	0	16
11	BABB-HARRISON, Jaylen	g	1-4	0-2	2-2	0	3	3	0	4	1	0	0	0	13
31	CHITTY, Parker	g	1-4	0-3	0-0	0	0	0	1	2	0	1	0	0	10
01	ADAMS, Marlon		1-1	0-0	0-0	0	4	4	2	2	1	1	0	0	8
02	GIST, Asante		1-4	0-2	0-0	0	0	0	1	2	1	0	0	0	10
03	DISHMAN, DeAndre		1-1	0-0	1-1	0	2	2	0	3	0	0	0	1	5
04	AVARE, Dillon		1-3	1-3	0-0	0	0	0	1	3	1	0	0	0	11
Team						2	1	3				1			
Totals			13-30	6-17	3-3	4	11	15	8	35	8	5	0	1	100

FG % 1st Half: 13-30 43.3%
 3FG % 1st Half: 6-17 35.3%
 FT % 1st Half: 3-3 100.0%

Officials: Craig Murley, Jon Campbell, Kyle Ingram
 Technical fouls: Western Kentucky-None. Eastern Kentucky-None.
 Attendance: 5400

Score by periods	1st	Total
Western Kentucky	24	24
Eastern Kentucky	35	35

Points	In Paint	Off T/O	2nd Chance	Fast Break	Bench
WKU	10	7	0	0	4
EKU	12	12	2	0	10

Last FG - WKU 2nd-02:08, EKU 2nd-00:32.
 Largest lead - WKU None, EKU by 24 2nd-04:37.
 WKU led for 00:00. EKU led for 38:05. Game was tied for 01:55.

Score tied - 0 times.
 Lead changed - 0 times.

Official Basketball Box Score -- 2nd Half-Only
 Western Kentucky vs Eastern Kentucky
 11/30/16 8:05 PM at Richmond, Ky. (Paul S. McBrayer Arena)

Western Kentucky

#	Player		Total	3-Ptr	FT-FTA	Rebounds			PF	TP	A	TO	Blk	Stl	Min
			FG-FGA	FG-FGA		Off	Def	Tot							
14	LAWSON, Ben	f	0-1	0-0	2-2	0	3	3	0	2	0	1	1	0	11
23	JOHNSON, Justin	f	3-6	1-1	4-5	2	3	5	0	11	0	0	1	0	15
05	LOMOMBA, Junior	g	0-2	0-0	2-4	0	2	2	2	2	0	2	0	0	19
12	THOMAS, Pancake	g	3-4	1-2	0-0	0	0	0	0	7	2	1	0	1	19
32	JOHNSON, Que	g	3-6	2-4	5-6	0	1	1	2	13	2	1	0	1	18
01	HOWARD, Tobias		0-2	0-2	0-0	0	0	0	0	0	0	0	0	0	5
03	PARRIS, Damari		0-0	0-0	0-0	0	0	0	0	0	0	0	0	0	1
15	MILLER, Tyler		0-0	0-0	0-0	0	0	0	0	0	0	0	0	0	1
42	WATERS, Anton		0-2	0-1	0-0	1	0	1	3	0	1	0	0	0	10
43	LEAHY, Marty		0-0	0-0	0-0	0	0	0	0	0	0	0	0	0	1
Team						1	0	1							
Totals			9-23	4-10	13-17	4	9	13	7	35	5	5	2	2	100

FG % 1st Half: 7-19 36.8% 2nd half: 9-23 39.1%
 3FG % 1st Half: 1-7 14.3% 2nd half: 4-10 40.0%
 FT % 1st Half: 9-12 75.0% 2nd half: 13-17 76.5%

Eastern Kentucky

#	Player		Total	3-Ptr	FT-FTA	Rebounds			PF	TP	A	TO	Blk	Stl	Min
			FG-FGA	FG-FGA		Off	Def	Tot							
10	MAYO, Nick	f	2-6	0-1	0-0	1	2	3	2	4	2	1	2	1	17
12	CHARLES, Zach	f	0-0	0-0	0-0	0	0	0	1	0	0	0	0	0	4
05	MCGLONE, Isaac	g	2-2	1-1	0-1	0	0	0	2	5	1	1	0	0	17
11	BABB-HARRISON, Jaylen	g	3-7	3-5	0-0	1	3	4	2	9	0	1	0	3	17
31	CHITTY, Parker	g	1-1	0-0	0-0	0	1	1	1	2	0	0	0	0	6
01	ADAMS, Marlon		2-2	0-0	0-0	0	1	1	2	4	1	0	0	0	13
02	GIST, Asante		6-8	3-4	2-2	1	3	4	1	17	1	1	0	0	13
03	DISHMAN, DeAndre		0-0	0-0	2-4	0	0	0	0	2	0	0	0	0	3
04	AVARE, Dillon		0-1	0-1	0-0	0	0	0	0	0	0	0	0	0	10
Team						0	2	2							
Totals			16-27	7-12	4-7	3	12	15	11	43	5	4	2	4	100

FG % 1st Half: 13-30 43.3% 2nd half: 16-27 59.3%
 3FG % 1st Half: 6-17 35.3% 2nd half: 7-12 58.3%
 FT % 1st Half: 3-3 100.0% 2nd half: 4-7 57.1%

Officials: Craig Murley, Jon Campbell, Kyle Ingram
 Technical fouls: Western Kentucky-None. Eastern Kentucky-None.
 Attendance: 5400

Score by periods	1st	2nd	Total
Western Kentucky	24	35	59
Eastern Kentucky	35	43	78

Points	In Paint	Off T/O	2nd Chance	Fast Break	Bench
WKU	8	7	4	2	0
EKU	12	4	5	2	23

Last FG - WKU 2nd-02:08, EKU 2nd-00:32.
 Largest lead - WKU None, EKU by 24 2nd-04:37.
 WKU led for 00:00. EKU led for 38:05. Game was tied for 01:55.

Score tied - 0 times.
 Lead changed - 0 times.

WKU ATHLETIC COMMUNICATIONS / MEDIA RELATIONS

FOR IMMEDIATE RELEASE / December 2, 2016

Men's Basketball / Contact: Zach Greenwell, WKU Athletic Communications/Media Relations

WKU and Missouri game notes attached.

Link to Conference USA game notes — <http://goto.ps/2qhUJAT>

HILLTOPPERS STAY ON ROAD WITH TRIP TO MISSOURI

BOWLING GREEN, Ky. — WKU Hilltopper Basketball continues a stretch of seven straight games away from home with a trip to face Missouri at 2 p.m. CT Saturday in Columbia, Mo.

The Hilltoppers are coming off three straight losses to Eastern Kentucky, UNLV and Washington to start the road swing. WKU is 0-4 away from E.A. Diddle Arena this year.

This will be the first meeting between WKU (3-4) and Missouri (3-3). The Tigers are coming off a 62-52 home loss to North Carolina Central, but they took top-15 program Xavier to the wire in overtime before falling earlier in the season. Missouri is led in scoring by freshman guard Frankie Hughes at 13.5 points per game.

WKU head coach Rick Stansbury is 1-1 all-time against Missouri.

GAME 8

WKU (3-4) at Missouri (3-3)

December 2, 2016 | 2 p.m. (CT)

Columbia, Mo. | Mizzou Arena (15,061)

BROADCAST

Listen: [Hilltopper IMG Sports Network](#) (WKLX 100.7 FM flagship), [TuneIn Radio](#) (free) (Paul Roper, ppx | Hal Schmitt, analysis)

Watch: SEC Network+ ([Watch ESPN](#))

Live Stats: [Missouri Live Stats](#)

QUICK SHOTS

- Starting last week, WKU will not play at home for almost a full calendar month. The Hilltoppers play seven straight games on the road or at neutral sites before returning to host Ohio on Dec. 21.
- WKU will travel more than 10,000 miles and play in six different states and three time zones on the road swing.
- This is the most consecutive games away from home for the Hilltoppers since 2007-08, when they played eight in a row away from the end of the regular season to the NCAA Tournament Sweet 16.
- This is the most consecutive regular season games away from home since playing seven straight away from Diddle Arena in the 2002-03 season.
- WKU will go 29 days between home games, the most since going 42 days between home contests from Dec. 11, 1999, to Jan. 22, 2000.
- The Hilltoppers have started guards Junior Lomomba, Pancake Thomas and Que Johnson alongside forwards Justin Johnson and Ben Lawson in each of their first seven games.
- WKU has made at least one 3-pointer in 913 consecutive games, dating back to March 15, 1987. The 3-point shot was instituted prior to the 1986-87 season.
- Junior Justin Johnson has made 6 of 12 shots from 3-point range this year after netting just one 3-pointer over his first two seasons.
- Graduate senior Pancake Thomas and graduate senior Junior Lomomba are a combined 42 of 49 from the free-throw line. WKU's guards are a combined 71 of 86 (.826) from the charity stripe, and Thomas leads Conference USA with a 94.4 percent clip from the line.
- WKU has outscored its opponents by five points overall in the first half, but has been outscored by 53 total points in the second half of its seven games. WKU's opponents have made 30 more 3-pointers.
- Pancake Thomas leads C-USA and ranks 31st nationally at 35.7 minutes played per game.

- Justin Johnson ranks 29th nationally in defensive rebounds per game (7.0), while senior Ben Lawson ranks 33rd in blocks per game (2.43).
- WKU has made more free throws (117) than its opponents have attempted (83). The Hilltoppers' 31 makes vs. North Carolina A&T were their most since netting 33 vs. Ball State on Feb. 22, 2003.
- Pancake Thomas played in his 100th career game at Belmont, while Que Johnson reached the 100-game plateau at Eastern Kentucky. Junior Lomomba (98 games) is nearing the milestone.
- Justin Johnson needs 256 points this season to become the 49th player in Hilltopper Basketball history to score 1,000 career points.
- Graduate senior Que Johnson needs 62 points to reach 1,000 for his career across his time at Washington State and WKU. Pancake Thomas needs 183 points to reach 1,000 for his career across his time at New Mexico, Hartford and WKU.
- Ben Lawson ranks fifth in WKU history with 145 career blocked shots.
- Head coach Rick Stansbury needs four more wins to reach 300 victories for his career.

Official Basketball Box Score -- Game Totals -- Final Statistics

Western Kentucky vs Mizzou

12/3/2016 2:01 PM at Columbia, Mo. (Mizzou Arena)

Western Kentucky 56 - 3-5

##	Player		Total	3-Ptr	FT-FTA	Rebounds			PF	TP	A	TO	Blk	Stl	Min
			FG-FGA	FG-FGA		Off	Def	Tot							
01	HOWARD,TOBIAS	*	2-3	0-1	2-2	0	0	0	4	6	1	2	0	2	26
05	LOMOMBA,JUNIOR	*	3-9	1-3	2-3	0	3	3	5	9	6	2	0	1	35
12	THOMAS,PANCAKE	*	3-12	1-5	2-5	0	5	5	1	9	1	1	0	1	39
23	JOHNSON,JUSTIN	*	5-11	0-1	4-7	1	4	5	3	14	1	2	0	0	25
32	JOHNSON,QUE	*	5-12	1-5	1-2	0	8	8	2	12	1	3	1	1	34
03	PARRIS,DAMARI		0-0	0-0	0-0	0	0	0	0	0	1	0	0	1	8
14	LAWSON,BEN		2-2	0-0	0-0	2	2	4	3	4	0	3	3	0	20
42	WATERS,ANTON		1-3	0-0	0-0	1	1	2	1	2	0	2	0	1	6
43	LEAHY,MARTY		0-0	0-0	0-0	0	1	1	1	0	0	0	0	0	7
TEAM						0	2	2	0			0			
TOTALS			21-52	3-15	11-19	4	26	30	20	56	11	15	4	7	200

Deadball Rebounds: 5,0

FG %	1st Half:	13-30	43.3%	2nd Half:	8-22	36.4%	Game:	21-52	40.4%
3FG %	1st Half:	1-8	12.5%	2nd Half:	2-7	28.6%	Game:	3-15	20.0%
FT %	1st Half:	3-7	42.9%	2nd Half:	8-12	66.7%	Game:	11-19	57.9%

Mizzou 59 - 4-3

			Total	3-Ptr		Rebounds									
##	Player		FG-FGA	FG-FGA	FT-FTA	Off	Def	Tot	PF	TP	A	TO	Blk	Stl	Min
01	PHILLIPS	*	2-6	1-5	1-2	0	8	8	2	6	5	5	0	2	33
03	HUGHES	*	5-15	3-10	5-6	1	3	4	2	18	1	2	0	1	35
24	PURYEAR	*	5-12	0-1	2-2	1	4	5	4	12	1	4	0	0	21
25	WOODS	*	4-6	0-0	2-4	4	4	8	2	10	1	1	0	1	31
33	VANLEER	*	1-5	1-5	2-2	0	2	2	2	5	1	1	0	3	30
02	JACKSON		2-6	0-1	2-2	2	3	5	1	6	0	3	1	1	15
05	SMITH		0-1	0-0	0-1	0	3	3	2	0	0	0	0	1	12
11	WALTON		1-4	0-1	0-2	3	2	5	1	2	1	1	0	1	14
15	GEIST		0-2	0-1	0-0	0	0	0	0	0	0	0	0	0	9
TEAM						3	1	4	0		0				
TOTALS			20-57	5-24	14-21	14	30	44	16	59	10	17	1	10	200

Deadball Rebounds: 4,0

FG %	1st Half:	9-31	29.0%	2nd Half:	11-26	42.3%	Game:	20-57	35.1%
3FG %	1st Half:	4-17	23.5%	2nd Half:	1-7	14.3%	Game:	5-24	20.8%
FT %	1st Half:	11-17	64.7%	2nd Half:	3-4	75.0%	Game:	14-21	66.7%

Officials: Olandis Poole, Brian Shey, Sean Casey
 Technical Fouls: Western Kentucky- None. Mizzou- None.
 Attendance: 4547

Score by periods	1st	2nd	Total
Western Kentucky	30	26	56
Mizzou	33	26	59

Points	In	Off	2nd	Fast	Bench
	Paint	T/O	Chance	Break	
WKU	26	18	2	2	6
MU-M	24	17	2	9	8

Last FG - WKU 2nd-01:36, MU-M 2nd-08:29.
 Largest lead - Western Kentucky by 6 1st-15:08; Mizzou by 10 2nd-12:01
 WKU led for 11:49. MU-M led for 22:08. Game was tied for 6:03.

Score tied - 6 times
 Lead changed - 8 times

HILLTOPPER

B A S K E T B A L L

WKU Hilltoppers at Missouri Tigers

Postgame Notes

Dec. 3, 2016

Mizzou Arena, Columbia, Mo.

FINAL SCORE: Missouri 59, WKU 56

RECORDS AND NOTABLES

- WKU falls to 3-5, while Missouri improves to 4-3. The Hilltoppers drop to 0-5 away from E.A. Diddle Arena.
- Missouri now leads the all-time series 1-0. WKU head coach Rick Stansbury falls to 1-2 all-time against the Tigers.
- Attendance at Mizzou Arena was 4,547.
- **UP NEXT:** The Hilltoppers take more than a week off before continuing their seven-game road swing at Indiana State at 3:30 p.m. (CT) in Terre Haute, Ind. The game will be broadcast on ESPN3.

TEAM NOTES

- WKU used the starting lineup of Junior Lomomba, Tobias Howard, Pancake Thomas, Que Johnson, and Justin Johnson for the first time this season. The Hilltoppers had used the same starting lineup for the first seven games before making a switch Saturday.
- **KEY FIRST HALF RUN:** With WKU leading 30-26 with just over three minutes left in the half, Missouri closed the frame on a 7-0 run to take a 33-30 advantage into halftime.
 - After struggling early in recent games, the Hilltoppers used a 9-1 burst in the opening minutes to lead by as much as six at 9-3.
- **KEY SECOND HALF RUN:** Junior Lomomba's 3-pointer gave WKU a 37-35 lead early in the second half, but Missouri used a 17-5 run to open its largest advantage at 52-42 with 12:02 remaining.
 - Missouri didn't have a field goal in the final 8:29 of the game.
- Missouri shot 29 percent in the first half, but improved to 42.3 percent in the second half.
- Missouri outrebounded the Hilltoppers 44-30 and pulled down 14 offensive rebounds, outscoring WKU 14-2 in second-chance points.
- WKU has made a 3-pointer in 914 straight games dating back to March 15, 1987.

INDIVIDUAL NOTES

JUSTIN JOHNSON

- The junior Johnson led WKU with 14 points and pulled down five rebounds.

TOBIAS HOWARD

- The freshman Howard earned his first career start and scored six points in a career-high 26 minutes.

BEN LAWSON

- The senior Lawson blocked three shots and has registered multiple blocks in six of eight games.

QUE JOHNSON

- The senior Johnson scored 12 points with eight rebounds and has reached double figures in every game this season.

JUNIOR LOMOMBA

- The senior Lomomba finished with nine points, six assists and three assists.

WKU Basketball
Missouri Postgame Quotes
Dec. 3, 2016

HC Rick Stansbury

Opening Statement....

"A couple of years ago, Missouri wouldn't have won a close game, so give them some credit. They found a way to win a close game, and there's no question this is Kim (Anderson's) best team he's had, and he's doing a really good job with them. When you win some close games like that, it gives your kids a lot of confidence, too. ... Mistakes always get magnified at the end of the game. There's plenty of mistakes throughout the game that happens. We've got a whole new bunch. There's three fifth-year seniors, and we didn't do some things in the last minute and 20 seconds – with a one-point game – that has to happen. That ball has to go inside."

On the final minutes....

"I thought playing small helped us some, got us out in transition a little bit. In the second half, we were much better on the backboards. I think down the stretch, we had seven straight stops. But when you get seven straight stops, you've got to win the game."

On the final possession with 21 seconds left....

"We had what we wanted. We wanted to throw that ball inside on that second side. On that second time coming over, we wanted Justin (Johnson) in that post. He's wide open. That's where that ball has to go in a one-point game. That's a high percentage with something happened, where you're getting fouled or scoring right there."

WKU MBB: Stansbury & Player Video / Quotes, Dec. 9, 2016

Please find below links to today's press conference with **WKU men's basketball coach Rick Stansbury, senior guard Que Johnson and junior forward Justin Johnson** to preview Sunday's road game at Indiana State. Select quotes from Stansbury are also attached.

Video: WKU coach Rick Stansbury — <https://youtu.be/l3WIYKHNNtw>

Video: Que Johnson and Justin Johnson — <https://youtu.be/tHYbRQIXLjg>

WKU Basketball
Press Conference Quotes - Coach
December 9, 2016

Coach Rick Stansbury

On the impact Jabari McGhee will bring to the court...

"I've got another body, anybody is help, that's number one. He's got an energetic body, he brings some energy to that backline. It's a plus having him, I'm glad to have him than not have him. There will be a huge learning curve, that game speed and all of that with him, but he brings energy and toughness which is a plus for us."

On Indiana State...

"They're pretty good. It's going to be a challenge and a good opportunity for us. They just came off of two great wins. They were down 16 points to Utah State and came back and won, and if you've never been to Utah State, that's a tough place to win. Wednesday night they beat No. 16 Butler at Indiana State. They're a good team and have one of the best guards in the country and a four who can really shoot it. They are a good team because they have a lot of toughness, so it will be a challenge for us."

On if the long road stretch will be good for the team in the long run...

"That's the way we got to look at it. We are trying to find the silver lining. But again, it is just what it is. It's tough when eight of nine are on the road and you are trying to find your own team. And it's not easy to find yourself on the road and I don't care where you go at. We're off again to Indiana State and Saint Mary's, then Detroit next Saturday. We got to keep taking it one at a time, keep things in perspective."

WKU ATHLETIC COMMUNICATIONS / MEDIA RELATIONS

FOR IMMEDIATE RELEASE / December 10, 2016

Men's Basketball / Contact: Zach Greenwell, WKU Athletic Communications/Media Relations

WKU and Indiana State game notes are attached.

Conference USA notes — <http://goto.ps/2hgl9Wj>

Video: Head coach Rick Stansbury previews Indiana State — <https://youtu.be/l3WIYKHnTw>

Video: Justin Johnson, Que Johnson preview Indiana State — <https://youtu.be/tHYbRQIXLJg>

HILLTOPPERS RETURN TO ACTION AT INDIANA STATE

BOWLING GREEN, Ky. — WKU Hilltopper Basketball heads into the final stretch of a seven-game road swing with a trip to face Indiana State at 3:30 p.m. CT Sunday in Terre Haute, Ind.

The Hilltoppers (3-5) are coming off four straight losses at Missouri, Eastern Kentucky, UNLV and Washington to start the road swing.

This will be the seventh meeting between WKU and Indiana State, with the Hilltoppers leading the all-time series 4-2. WKU won 75-62 last season in Bowling Green. The Sycamores (5-4), led in scoring by junior guard Brenton Scott's 19.8 points per game, are coming off a 72-71 upset win over No. 15 Butler at home Wednesday.

WKU head coach Rick Stansbury has never faced Indiana State.

GAME 9

WKU (3-5) at Indiana State (5-4)

December 11, 2016 | 3:30 p.m. (CT)

Terre Haute, Ind. | Hulman Center (10,200)

BROADCAST

Listen: [Hilltopper IMG Sports Network](#) (WKLX 100.7 FM flagship), [TuneIn Radio](#) (free) (Randy Lee, pxp | Hal Schmitt, analysis)

Watch: ESPN3 ([Watch ESPN](#))

Live Stats: [Indiana State Live Stats](#)

QUICK SHOTS

- Starting Nov. 23, WKU will not play at home for almost a full calendar month. The Hilltoppers play seven straight games on the road or at neutral sites before returning to host Ohio on Dec. 21.
- WKU will travel more than 10,000 miles and play in six different states and three time zones on the road swing.
- This is the most consecutive games away from home for the Hilltoppers since 2007-08, when they played eight in a row away from the end of the regular season to the NCAA Tournament Sweet 16.
- This is the most consecutive regular season games away from home since playing seven straight away from Diddle Arena in the 2002-03 season.
- WKU will go 29 days between home games, the most since going 42 days between home contests from Dec. 11, 1999, to Jan. 22, 2000.
- WKU has made at least one 3-pointer in 914 consecutive games, dating back to March 15, 1987. The 3-point shot was instituted prior to the 1986-87 season.
- Junior Justin Johnson has made 6 of 13 shots from 3-point range this year after netting just one 3-pointer over his first two seasons.
- Graduate senior Pancake Thomas and graduate senior Junior Lomomba are a combined 46 of 57 from the free-throw line. WKU's guards are a combined 78 of 98 (.796) from the charity stripe.
- WKU has made more free throws (128) than its opponents have attempted (104). The Hilltoppers' 31 makes vs. North Carolina A&T were their most since netting 33 vs. Ball State on Feb. 22, 2003.
- WKU has outscored its opponents by two points overall in the first half, but has been outscored by 53 total points in the second half of its eight games. WKU's opponents have made 32 more 3-pointers.
- Pancake Thomas is tied for first in C-USA and is tied for 22nd nationally at 36.1 minutes played per game.

- Pancake Thomas played in his 100th career game at Belmont, while Que Johnson reached the 100-game plateau at Eastern Kentucky. Junior Lomomba (99 games) is one game away from the milestone.
- Justin Johnson needs 242 points this season to become the 49th player in Hilltopper Basketball history to score 1,000 career points.
- Graduate senior Que Johnson needs 50 points to reach 1,000 for his career across his time at Washington State and WKU. Pancake Thomas needs 174 points to reach 1,000 for his career across his time at New Mexico, Hartford and WKU.
- Either Justin Johnson or Que Johnson has led WKU in scoring and rebounding in each game this season.
- Ben Lawson ranks fifth in WKU history with 148 career blocked shots. He's tied for 27th nationally in blocks per game (2.5).
- Head coach Rick Stansbury needs four more wins to reach 300 victories for his career.

HILLTOPPER

B A S K E T B A L L

WKU Hilltoppers at Indiana State Sycamores

Postgame Notes

Dec. 11, 2016

Hulman Center, Terre Haute, Ind.

FINAL SCORE: WKU 77, Indiana State 59

RECORDS AND NOTABLES

- WKU improves to 4-5, while Indiana State drops to 5-5.
- The Hilltoppers picked up their first win away from home this season and notched their first road victory since Feb. 25, 2016 at Middle Tennessee, snapping a slide of five straight road losses going back to last season.
- The Sycamores were coming off a home win over No. 15 Butler on Wednesday.
- WKU leads the all-time series 5-2. WKU head coach Rick Stansbury improves to 1-0 against ISU.
- Attendance was 3,345.
- **UP NEXT:** The Hilltoppers continue their seven-game road swing at No. 11 Saint Mary's at 9 p.m. (CT) Wednesday in Moraga, Calif. The game will be streamed online by Saint Mary's and Comcast Hometown Network.

TEAM NOTES

- WKU used the starting lineup of Junior Lomomba, Tobias Howard, Pancake Thomas, Que Johnson, and Justin Johnson for the second straight game. The Hilltoppers used the same starting lineup for the first seven games before making a switch at Missouri on Dec. 3.
- **KEY FIRST HALF RUN:** With the game tied at 6-6, WKU went on a 19-7 run to open a 25-13 lead with 9:21 to play in the first half on Anton Waters' bucket. The Hilltoppers led by 12 multiple times.
 - Indiana State scored the final seven points over the last two-plus minutes of the first half, pulling back within 35-31 at halftime.
- **KEY SECOND HALF RUN:** Indiana State made several runs in the second half, including getting within 54-52 with about eight minutes to play. WKU answered with an 11-0 burst, stretching its lead back out to 13 with four minutes and change remaining.

- WKU shot 53.2 percent from the field, 57.1 percent from 3-point range (8 of 14) and made 19 free throws.
- Indiana State was 2-for 24 (8.3 percent) from 3-point range.
- WKU had a season-high nine steals and tied a season high with 13 assists.
- WKU has made a 3-pointer in 915 straight games dating back to March 15, 1987.

INDIVIDUAL NOTES

JUNIOR LOMOMBA

- The senior Lomomba went 3-for-3 from the 3-point line, tying a career high for makes from behind the arc. He finished with 12 points and four rebounds.

JABARI MCGHEE

- The redshirt sophomore McGhee, a transfer from Tennessee, became eligible this week and made his Hilltopper debut Sunday. He chipped in six points, three rebounds, a block and a steal in nine minutes.

JUSTIN JOHNSON

- The junior Johnson played one of his most well-rounded games with 14 points, 10 rebounds and a career-high six assists, notching his fourth double-double of the season and the 14th of his career.

PANCAKE THOMAS

- The senior Thomas scored 22 points – the most by a Hilltopper this season – with three rebounds in 35 minutes.

TOBIAS HOWARD

- The freshman Howard earned his second career start and responded with a career-high five assists in 31 minutes.

ANTON WATERS

- The senior Waters scored six points and tied a career high with 10 rebounds in 23 minutes.

QUE JOHNSON

- The senior Johnson scored 15 points and has reached double figures in every game this season.

WKU MBB: Postgame Video / Quotes – WKU 77, Indiana State 59, Dec. 11, 2016

Please find links below to postgame interviews with WKU head coach Rick Stansbury and senior guard Pancake Thomas after the Hilltoppers' 77-59 win at Indiana State. Select quotes from both are also attached as a PDF.

Video: WKU coach Rick Stansbury – <https://youtu.be/rAwAv8AaFyw>

Video: Senior guard Pancake Thomas – <https://youtu.be/tAq7OIWgn5A>

WKU Basketball
Indiana State Postgame Quotes
Dec. 11, 2016

HC Rick Stansbury

Opening Statement....

"First off, I'm proud for our guys. We've been fighting, and several games we'd get down in the second half, and we'd hit that wall. For them to keep fighting and come out the way they came out – we beat a really good basketball team tonight. There's not going to be a lot of teams come in here and win. And it's not just winning. It's how we won. We took their two best players and took them out of the game for the most part."

On withstanding Indiana State's runs....

"That's what you've got to do. You've got to answer those runs. But you've got to answer those runs with patience and toughness. Tonight was our best effort with offensive toughness. We all talk about defense and being tough. You've got to be tough offensively."

On Pancake Thomas' 22-point night....

"Very efficient. 2-for-4 from the 3-point line. He got to the foul line, made shots, played under control, didn't force things. Tonight was our best game, by far, our most complete game against a really good team on the road."

Senior Guard Pancake Thomas

On Sunday's victory....

"You could tell at the start of this trip, and during the break that we had, we were more together. It just led from practice right into the game."

On Jabari McGhee's debut....

"That's his thing. He brings energy all the time. He keeps a lot of positive energy."

On getting the first road win of the season....

"I think it's starting to click. We got a bad start to the season, but as we keep going, guys start figuring out stuff, and we'll just keep going. ... It was big time. I thank God for it, because we really needed it."

Official Basketball Box Score -- Game Totals -- Final Statistics
 Western Kentucky vs Indiana State
 12-11-16 4:32 pm (ET) at Hulman Center (Terre Haute, Ind.)

Western Kentucky 77 • 4-5

##	Player		Total	3-Ptr	FT-FTA	Rebounds			PF	TP	A	TO	Blk	Stl	Min
			FG-FGA	FG-FGA		Off	Def	Tot							
01	HOWARD, Tobias	*	0-1	0-1	2-2	1	2	3	1	2	5	1	0	1	31
05	LOMOMBA, Junior	*	4-6	3-3	1-2	0	4	4	1	12	1	5	0	1	28
12	THOMAS, Pancake	*	7-13	2-4	6-8	0	3	3	1	22	1	1	0	2	35
23	JOHNSON, Justin	*	4-7	1-1	5-8	1	9	10	1	14	6	1	0	1	33
32	JOHNSON, Que	*	5-11	2-4	3-4	1	1	2	3	15	0	4	1	2	29
00	MCGHEE, Jabari		2-3	0-0	2-2	2	1	3	4	6	0	1	1	1	9
14	LAWSON, Ben		0-0	0-0	0-0	0	0	0	2	0	0	0	0	0	2
42	WATERS, Anton		3-6	0-1	0-3	2	8	10	1	6	0	1	1	1	23
43	LEAHY, Marty		0-0	0-0	0-0	0	0	0	1	0	0	0	0	0	10
Team						0	3	3							
Totals			25-47	8-14	19-29	7	31	38	15	77	13	14	3	9	200

FG % 1st Half: 13-25 52.0% 2nd half: 12-22 54.5% Game: 25-47 53.2%
 3FG % 1st Half: 6-8 75.0% 2nd half: 2-6 33.3% Game: 8-14 57.1%
 FT % 1st Half: 3-4 75.0% 2nd half: 16-25 64.0% Game: 19-29 65.5%

Deadball
Rebounds
5

Indiana State 59 • 5-5

##	Player		Total	3-Ptr	FT-FTA	Rebounds			PF	TP	A	TO	Blk	Stl	Min
			FG-FGA	FG-FGA		Off	Def	Tot							
00	Clemons, Everett	*	3-4	0-0	0-1	0	5	5	2	6	2	0	0	4	30
04	Scott, Brenton	*	6-19	0-7	5-6	1	2	3	2	17	1	2	0	3	32
30	Van Scyoc, Matt	*	0-3	0-3	1-3	2	3	5	3	1	0	1	0	0	23
32	Paige, Laquarious	*	1-4	0-1	0-0	0	2	2	4	2	0	5	1	0	14
42	Bell, TJ	*	2-3	0-0	0-0	2	1	3	1	4	1	0	1	0	13
01	Ojinnaka, Demonte		0-2	0-1	0-0	1	0	1	1	0	0	0	0	0	6
02	Barnes, Jordan		1-3	0-2	0-0	0	2	2	1	2	2	2	0	0	15
03	Knight III, Trey		0-0	0-0	0-0	0	0	0	1	0	0	0	0	0	2
05	Kessinger, Bronson		0-0	0-0	0-0	0	0	0	0	0	0	0	0	0	5
12	Bunschoten, Niels		3-7	1-5	2-2	0	0	0	3	9	0	1	0	0	18
13	Franklin, Donovan		3-8	1-5	0-2	1	1	2	2	7	0	0	0	0	17
34	Murphy, Brandon		3-5	0-0	5-8	3	4	7	3	11	0	2	0	0	23
41	Rickman, Emondre		0-0	0-0	0-0	0	0	0	0	0	0	0	0	0	2
Team						2	0	2							
Totals			22-58	2-24	13-22	12	20	32	23	59	6	13	2	7	200

FG % 1st Half: 12-26 46.2% 2nd half: 10-32 31.3% Game: 22-58 37.9%
 3FG % 1st Half: 1-11 9.1% 2nd half: 1-13 7.7% Game: 2-24 8.3%
 FT % 1st Half: 6-8 75.0% 2nd half: 7-14 50.0% Game: 13-22 59.1%

Deadball
Rebounds
2

Officials: Don Daily, John Hampton, Bret Smith
 Technical fouls: Western Kentucky-None. Indiana State-Scott, Brenton.
 Attendance: 3345

Score by periods	1st	2nd	Total
Western Kentucky	35	42	77
Indiana State	31	28	59

	In	Off	2nd	Fast	
Points	Paint	T/O	Chance	Break	Bench
WKU	22	13	6	0	12
INS	34	20	5	2	29

Last FG - WKU 2nd-02:39, INS 2nd-01:21.
 Largest lead - WKU by 19 2nd-01:28, INS by 2 1st-19:50.
 WKU led for 36:54. INS led for 00:40. Game was tied for 02:24.

Score tied - 1 time.
 Lead changed - 3 times.

WKU ATHLETIC COMMUNICATIONS / MEDIA RELATIONS

FOR IMMEDIATE RELEASE / December 13, 2016

Men's Basketball / Contact: Zach Greenwell, WKU Athletic Communications/Media Relations

WKU and Saint Mary's game notes are attached.

Conference USA notes — <http://goto.ps/2hj3m1c>

Video: Head coach Rick Stansbury talks after Indiana State win — <https://youtu.be/rAwAv8AaFyw>

Video: Senior guard Pancake Thomas talks after Indiana State win — <https://youtu.be/tAq7OIWgn5A>

HILLTOPPERS VISIT NO. 20 SAINT MARY'S ON WEDNESDAY

MORAGA, Calif. — WKU Hilltopper Basketball continues its seven-game road swing with a trip to No. 20 Saint Mary's at 9 p.m. CT Wednesday in Moraga, Calif.

The Hilltoppers (4-5) are coming off a 77-59 victory at Indiana State, their first road win of the year and their first road victory overall since Feb. 25, 2016, at Middle Tennessee. It was also their largest true road win since a 69-51 victory at Louisiana-Monroe on Jan. 23, 2014.

This will be the first meeting between WKU and Saint Mary's. The Gaels (7-1) are one of the most experienced teams in the country and are coming off an 84-53 home win over UC Irvine on Sunday. They average 18 assists per game and are ranked 22nd in the RPI. Jock Landale leads Saint Mary's with 18.4 points and 8.5 rebounds per game. WKU head coach Rick Stansbury is 1-1 all-time against the Gaels. WKU is 35-96 all-time against ranked opponents, most recently beating No. 25 Old Dominion on Jan. 10, 2015. The Hilltoppers haven't won a true road game against a ranked opponent since Nov. 15, 2001, at No. 4 Kentucky.

GAME 10

WKU (4-5) at No. 20 Saint Mary's (7-1)

December 14, 2016 | 9 p.m. (CT)

Moraga, Calif. | McKeon Pavilion (3,500)

BROADCAST

Listen: [Hilltopper IMG Sports Network](#) (WKLX 100.7 FM flagship), [TuneIn Radio](#) (free) (Randy Lee, pxp | Hal Schmitt, analysis)

Watch: Campus Insiders ([Online Stream](#)); Comcast Hometown Network ([Online Stream](#))

Live Stats: [Saint Mary's Live Stats](#)

QUICK SHOTS

- Starting Nov. 23, WKU will not play at home for almost a full calendar month. The Hilltoppers play seven straight games on the road or at neutral sites before returning to host Ohio on Dec. 21.
- WKU will travel more than 10,000 miles and play in six different states and three time zones on the road swing.
- This is the most consecutive games away from home for the Hilltoppers since 2007-08, when they played eight in a row away from the end of the regular season to the NCAA Tournament Sweet 16.
- WKU will go 29 days between home games, the most since going 42 days between home contests from Dec. 11, 1999, to Jan. 22, 2000.
- In games where the opponent shot 20-plus 3s, WKU has never held a foe to a lower 3-point percentage than it did at Indiana State (8.3 percent). It was the lowest 3-point percentage for a WKU opponent since Kansas went 0-for-6 from deep in the 2013 NCAA Tournament.
- WKU has made at least one 3-pointer in 915 consecutive games, dating back to March 15, 1987. The 3-point shot was instituted prior to the 1986-87 season.
- Junior Justin Johnson has made 7 of 14 shots from 3-point range this year after netting just one 3-pointer over his first two seasons.
- Graduate senior Pancake Thomas and graduate senior Junior Lomomba are a combined 53 of 67 from the free-throw line. WKU's guards are a combined 90 of 114 (.789) from the charity stripe.
- WKU has made more free throws (147) than its opponents have attempted (126). The Hilltoppers' 31 makes vs. North Carolina A&T were their most since netting 33 vs. Ball State on Feb. 22, 2003.

- WKU has outscored its opponents by six points overall in the first half, but has been outscored by 39 total points in the second half of its nine games. WKU's opponents have made 26 more 3-pointers.
- Pancake Thomas is second in C-USA and is tied for 26th nationally at 36.0 minutes played per game.
- Graduate transfer seniors Que Johnson, Pancake Thomas and Junior Lomomba all reached the 100th career game milestone this season.
- Justin Johnson needs 228 points this season to become the 49th player in Hilltopper Basketball history to score 1,000 career points.
- Graduate senior Que Johnson needs 35 points to reach 1,000 for his career across his time at Washington State and WKU. Pancake Thomas needs 152 points to reach 1,000 for his career across his time at New Mexico, Hartford and WKU.
- Head coach Rick Stansbury needs three more wins to reach 300 victories for his career.

HILLTOPPER

B A S K E T B A L L

WKU Hilltoppers at No. 20 Saint Mary's Gaels

Postgame Notes

Dec. 14, 2016

McKeon Pavilion, Moraga, Calif.

FINAL SCORE: No. 20 Saint Mary's 73, WKU 51

RECORDS AND NOTABLES

- WKU falls to 4-6, while No. 20 Saint Mary's improves to 8-1.
- WKU drops to 35-97 all-time against ranked opponents.
- WKU is now 0-1 all-time against Saint Mary's. Head coach Rick Stansbury falls to 1-2 against the Gaels.
- Attendance was 2,581.
- **UP NEXT:** The Hilltoppers complete their seven-game, month-long road swing at Detroit Mercy at 1 p.m. (CT) Saturday in Detroit, Mich. The game will be broadcast by ESPN3.

TEAM NOTES

- WKU used the starting lineup of Junior Lomomba, Tobias Howard, Pancake Thomas, Que Johnson, and Justin Johnson for the third straight game. The Hilltoppers used the same starting lineup for the first seven games before making a switch at Missouri on Dec. 3.
- **KEY FIRST HALF RUN:** Saint Mary's scored the game's first seven points, including five from Evan Fitzner. His first 3-pointer made it 7-0 at the 17:37 mark.
 - WKU trimmed its double-digit deficit to five at one point and trailed 25-18 with 6:08 left in the half, but the Gaels used a 13-2 burst to pad their cushion before the break.
- **KEY SECOND HALF RUN:** After a Tobias Howard 3 made it 40-27 Saint Mary's less than a minute into the second half, the Gaels went on an 11-2 run over the next nearly six minutes to push their advantage to 51-29 with 13:57 remaining.
- Saint Mary's tallied 23 assists on 31 made baskets and shot 47.7 percent from the field.
- WKU has made a 3-pointer in 916 straight games dating back to March 15, 1987.

INDIVIDUAL NOTES

JUSTIN JOHNSON

- The junior Johnson scored 11 points with six rebounds and two assists, including two made 3-pointers. He has hit a 3-pointer in five games this year and is 9 of 17 from deep this season after making one 3-pointer combined in his first two seasons. He has three games with multiple 3s.

MARTY LEAHY

- The freshman Leahy scored five points in 16 minutes, his most points since scoring six against North Carolina A&T on Nov. 22.

TOBIAS HOWARD

- The freshman Howard had seven points with two assists and a career-high four rebounds.

BEN LAWSON

- The senior Lawson tallied eight points, five rebounds, a block and a steal in 17 reserve minutes.

QUE JOHNSON

- The senior Johnson scored 11 points with four rebounds and three assists, and has scored in double figures in every game this season.

WILLIE CARMICHAEL

- The redshirt sophomore Carmichael made his Hilltopper debut and registered two points and two rebounds in four second-half minutes.



@WKUBasketball /WKUBasketball

@wkubasketball WKUSports

WKUSports.com

WKU (4-5) AT NO. 20 SAINT MARY'S (7-1)

Wednesday, Dec. 14 | 9 p.m. (CT) | Moraga, Calif.
McKeon Pavilion (3,500)

LISTEN Hilltopper IMG Sports Network, TuneIn

• Randy Lee (ppx), Hal Schmitt (analysis)

WATCH Campus Insiders (online stream)

• Comcast Hometown Network (online stream)

NOVEMBER (3-4)

1	Campbellsville (Ky.) (Exh.)	W, 87-79
5	Kentucky Wesleyan (Exh.)	W, 103-97 (2OT)
12	(1) Alabama State	W, 79-66
16	(1) Jacksonville State	W, 74-67
19	at Belmont	L, 90-69
22	North Carolina A&T	W, 77-56
25	(2) vs. Washington	L, 86-47
26	(2) at UNLV	L, 71-61
30	at Eastern Kentucky	L, 78-59

DECEMBER (1-1)

3	at Missouri	L, 59-56
11	at Indiana State	W, 77-59
14	at No. 20 Saint Mary's	9 p.m.
17	at Detroit Mercy	1 p.m.
21	Ohio	8 p.m.
28	Austin Peay	7 p.m.
31	at Florida Atlantic*	Noon

JANUARY (0-0)

2	at FIU*	6 p.m.
5	Charlotte*	7 p.m.
7	Old Dominion*	5 p.m.
12	at UAB*	7 p.m.
14	at Middle Tennessee*	7 p.m.
21	at Marshall*	5 p.m.
26	UTEP*	7 p.m.
28	UTSA*	3 p.m.

FEBRUARY (0-0)

2	at LA Tech*	7 p.m.
4	at Southern Miss*	4 p.m.
11	Marshall*	5 p.m.
16	Middle Tennessee*	8 p.m.
19	UAB*	1 p.m.
23	at Charlotte*	6 p.m.
25	at Old Dominion*	6 p.m.

MARCH (0-0)

2	North Texas*	7 p.m.
4	Rice*	7 p.m.
8-11	(3) vs. Conference USA Tournament	TBD
	(4) vs. NCAA Tournament	TBD

All times (CT) and subject to change

(*) Conference USA Game

(1) 2016 Global Sports Classic (campus sites)

(2) 2016 Global Sports Classic (Las Vegas, Nev.)

(3) Conference USA Tournament (BJCC, Birmingham, Ala.)

(4) Various Locations

HILLTOPPER

BASKETBALL

2016-17 GAME NOTES

MEDIA CONTACT: Zach Greenwell, Associate Director of Media Relations • zachary.greenwell@wku.edu • (270) 668-4716

SECONDARY CONTACT: Lance Dozier, Media Relations Assistant • lance.dozier962@topper.wku.edu • (507) 993-1898

THE TIP-OFF

WKU Hilltopper Basketball continues its seven-game road swing with a trip to No. 20 Saint Mary's at 9 p.m. CT Wednesday in Moraga, Calif. The Hilltoppers (4-5) are coming off a 77-59 victory at Indiana State, their first road win of the year and their first road victory overall since Feb. 25, 2016, at Middle Tennessee. It was also their largest true road win since a 69-51 victory at Louisiana-Monroe on Jan. 23, 2014.

This will be the first meeting between WKU and Saint Mary's. The Gaels (7-1) are one of the most experienced teams in the country and are coming off an 84-53 home win over UC Irvine on Sunday. They average 18 assists per game and are ranked 22nd in the RPI. Jock Landale leads Saint Mary's with 18.4 points and 8.5 rebounds per game. WKU head coach Rick Stansbury is 1-1 all-time against the Gaels.

WKU is 35-96 all-time against ranked opponents, most recently beating No. 25 Old Dominion on Jan. 10, 2015. The Hilltoppers haven't won a true road game against a ranked opponent since Nov. 15, 2001, at No. 4 Kentucky.

QUICK SHOTS

- Starting Nov. 23, WKU will not play at home for almost a full calendar month. The Hilltoppers play seven straight games on the road or at neutral sites before returning to host Ohio on Dec. 21.
- WKU will travel more than 10,000 miles and play in six different states and three time zones on the road swing.
- This is the most consecutive games away from home for the Hilltoppers since 2007-08, when they played eight in a row away from the end of the regular season to the NCAA Tournament Sweet 16.
- WKU will go 29 days between home games, the most since going 42 days between home contests from Dec. 11, 1999, to Jan. 22, 2000.
- In games where the opponent shot 20-plus 3s, WKU has never held a foe to a lower 3-point percentage than it did at Indiana State (8.3 percent). It was the lowest 3-point percentage for a WKU opponent since Kansas went 0-for-6 from deep in the 2013 NCAA Tournament.
- WKU has made at least one 3-pointer in 915 consecutive games, dating back to March 15, 1987. The 3-point shot was instituted prior to the 1986-87 season.
- Junior Justin Johnson has made 7 of 14 shots from 3-point range this year after netting just one 3-pointer over his first two seasons.
- Graduate senior Pancake Thomas and graduate senior Junior Lomomba are a combined 53 of 67 from the free-throw line. WKU's guards are a combined 90 of 114 (.789) from the charity stripe.
- WKU has made more free throws (147) than its opponents have attempted (126). The Hilltoppers' 31 makes vs. North Carolina A&T were their most since netting 33 vs. Ball State on Feb. 22, 2003.
- WKU has outscored its opponents by six points overall in the first half, but has been outscored by 39 total points in the second half of its nine games. WKU's opponents have made 26 more 3-pointers.
- Pancake Thomas is second in C-USA and is tied for 26th nationally at 36.0 minutes played per game.
- Graduate transfer seniors Que Johnson, Pancake Thomas and Junior Lomomba all reached the 100th career game milestone this season.
- Justin Johnson needs 228 points this season to become the 49th player in Hilltopper Basketball history to score 1,000 career points.
- Graduate senior Que Johnson needs 35 points to reach 1,000 for his career across his time at Washington State and WKU. Pancake Thomas needs 152 points to reach 1,000 for his career across his time at New Mexico, Hartford and WKU.
- Head coach Rick Stansbury needs three more wins to reach 300 victories for his career.

LAST GAME AGAINST SAINT MARY'S: First meeting.

WKU HILLTOPPERS

Record	4-5 (0-0 C-USA)
Ranking	NR
NCAA RPI	263
Last Game	W, 77-59 at Indiana State
Head Coach	Rick Stansbury
Career Record	297-171 (15th season)
Record at School	4-5 (First season)
Leading Scorer	Q. Johnson (14.4 ppg)
Leading Rebounder	J. Johnson (8.9 rpg)
Leading Assists	J. Lomomba (3.6 apg)

SAINT MARY'S GAELS

Record	7-1 (0-0 WCC)
Ranking	20
NCAA RPI	22
Last Game	W, 84-53 vs. UC Irvine
Head Coach	Randy Bennett
Career Record	340-153 (16th season)
Record at School	Same
Leading Scorer	J. Landale (18.4 ppg)
Leading Rebounder	J. Landale (8.5 rpg)
Leading Assists	E. Naar/J. Rahon (6.1 apg)

WORKING CREDENTIALS: To request credentials, please contact Zach Greenwell, Associate Director of Media Relations, or Lance Dozier, WKU Media Relations Assistant. All requests should be made as early as possible and should be limited to working press only. Space on the E.A. Diddle Arena press row is limited, and a media/photo work room is available on the ground level just off the arena floor for credentialed media members.

Credentials will be screened and issued on a priority basis, with national publications, daily newspapers, wire services, originating radio and television networks, television tape crews and student newspapers from WKU and the visiting school receiving top priority. Requests from weekly newspapers, internet publications and radio stations that cover WKU and the visiting team will be honored on a space-available basis. Requests for credentials will be reviewed on a case-by-case, year-by-year basis.

The Athletic Communications/Media Relations office has the final authority on whether any individuals from any organization will be issued media credentials. Space will also be made available to professional scouts. Complimentary tickets are not provided to media. Spouses, dates, equipment carriers and non-working members of the media are restricted from press row, sidelines and interview areas.

MEDIA WILL CALL: Credentials may be picked up on gameday at Media Will Call at Entrance 2 of E.A. Diddle Arena. Please be mindful that parking is done by a list and parking passes will not be issued, so please request parking at the same time.

PHOTOGRAPHERS: Credentials for photographers will be issued on the basis of circulation, with priority granted to agencies covering the participating schools on a regular basis. Credentials will not be issued to freelance photographers unless they are employed by a reputable publication or the media relations office of the participating schools. Per NCAA rule, images or likeness of current student-athletes may not be sold, distributed or used for commercial purposes.

RADIO COVERAGE: Radio broadcast permission must be obtained in advance, along with press row reservations, from Zach Greenwell. WKU maintains

courtesy phone lines for schools who can provide reciprocal arrangements for the Hilltopper IMG Sports Network. Other arrangements for installation of broadcast lines, including ISDN lines, should be made well in advance with Greenwell and WKU Telecommunications.

BASELINE AREAS: Access to the baselines is reserved for photographers/videographers. When on the baselines, media must remain outside the team bench areas. This includes during pregame activities. With rare exceptions, a seat on press row will not be issued to media members shooting from the baselines, since a media/photo work room is easily accessible.

RECRUITS: Per NCAA rule, media are not permitted to have contact with a prospect or family members of a prospect during their visit (official or unofficial) to campus, including prospects in attendance at practice or games. Contact includes in-person conversations, phone calls, text messages, emails, social media, etc. Media are also asked to make every effort to keep distance from prospects on campus, including at practice, during pre-game activities on the sidelines and in the stands.

GAMEDAY SERVICES: Members of the media covering the game will be provided with pregame notes for both teams, a media guide and a flipcard. Statistics will be handed out at each media timeout, and a running play-by-play will also be provided following the game. WKU offers live stats for media members through StatBroadcast. Approximately 15 minutes following the completion of the game, a final statistical book will be available. The first run of books will be given directly to the visiting SID to allow for easy departure.

POSTGAME INTERVIEWS: For home games, head coach Rick Stansbury and select players will hold a postgame news conference with the media in the Paul Just Media Center at E.A. Diddle Arena. WKU Athletic Communications/Media Relations representatives will be available to assist in postgame interviews. Interviews with the visiting team can be coordinated with the visiting SID, unless it is predetermined that the visiting team will also come to the media room.

WEEKLY PRESS CONFERENCE: Head coach Rick Stansbury holds a press conference for credentialed media during the week when the team schedule allows, usually on a weekly basis. Select players may also be available at the weekly press conference.

CURRENT WKU STREAKS	
All Games	W1
Last Loss: 12/03/16 at Missouri	
At E.A. Diddle Arena	W6
Last Loss: 02/18/16 vs. Old Dominion	
On the Road	W1
Last Loss: 12/03/16 at Missouri	
Neutral Sites	L2
Last Win: 03/10/16 vs. UAB	
vs. Ranked Opponents	L2
Last Win: 01/10/15 vs. #25 Old Dominion	
Nonconference (Home)	W12
Last Loss: 12/20/14 vs. #4 Louisville	
Nonconference (Road/Neutral)	W1
Last Loss: 12/03/16 at Missouri	
Conference USA	W2
Last Loss: 02/27/16 at UAB	
Conference USA (Home)	W3
Last Loss: 02/18/16 vs. Old Dominion	
Conference USA (Road)	L1
Last Win: 02/25/16 at Middle Tennessee	
Games Allowing 75 or Fewer Points	2
Last Miss: 11/30/16 at Eastern Kentucky (78)	
Games with a 15-Point Scorer	1
Last Miss: 12/03/16 at Missouri	
Games with an Even/Pos. Assist-to-TO Ratio	0
Last Time: 11/26/16 at UNLV	
Games with a 3-Point FG	915
Last Miss: 03/13/87 vs. West Virginia	
When Scoring 80+ Points	W3
Last Loss: 02/13/16 vs. Marshall (93, OT)	
When Scoring 90+ Points	W1
Last Loss: 02/13/16 vs. Marshall (93, OT)	
When Scoring 100+ Points	W4
Last Loss: 01/29/04 vs. La.-Lafayette (110-102)	

2016-17 C-USA STANDINGS

	[---C-USA---]		[--Overall--]	
	W-L	PCT	W-L	PCT
1. Middle Tenn.	0-0	.000	9-1	.900
2. Rice	0-0	.000	7-2	.750
3. Charlotte	0-0	.000	6-3	.667
Marshall	0-0	.000	6-3	.667
5. LA Tech	0-0	.000	5-4	.556
North Texas	0-0	.000	5-4	.556
Old Dominion	0-0	.000	5-4	.556
8. UAB	0-0	.000	5-5	.500
9. WKU	0-0	.000	4-5	.444
10. Florida Atlantic	0-0	.000	3-5	.375
Southern Miss	0-0	.000	3-5	.375
12. UTSA	0-0	.000	3-7	.300
FIU	0-0	.000	3-7	.300
14. UTEP	0-0	.000	2-5	.286

2016-17 C-USA PRESEASON

ALL-CONFERENCE USA TEAM

Erik McCree, LA Tech (Senior, F)
 Jon Elmore, Marshall (Junior, G)
 Ryan Taylor, Marshall (Senior, F)
 Giddy Potts, Middle Tennessee (Junior, G)
 Reggie Upshaw Jr., Middle Tennessee (Senior, F)
 Jeremy Combs, North Texas (Junior, F)
 Marcus Evans, Rice (Sophomore, G)
 Chris Cokley, UAB (Junior, F)
 William Lee, UAB (Junior, F)
Justin Johnson, WKU (Junior, F)

COACHES POLL (first-place votes)

1. UAB (10)	5. ODU	9. Rice	13. USM
2. MT (4)	6. UTEP	10. North Texas	14. UTSA
3. WKU	7. LA Tech	11. FIU	
4. Marshall	8. Charlotte	12. Florida Atlantic	

WKU IN 2016-17 C-USA STATISTICS

CATEGORY	TEAM	PLAYERS
Scoring Offense	10th (66.6)	Q. Johnson (t-14th, 14.4)
Scoring Defense	7th (70.2)	--
Scoring Margin	12th (-3.7)	--
Free Throw %	6th (.717)	Thomas (9th, .806)
Field Goal %	11th (.416)	N/A
FG% Defense	8th (.424)	--
3-Point FG%	7th (.360)	Q. Johnson (9th, .373)
3-Point FG Made	7th (6.0)	Q. Johnson (t-9th, 2.1)
3-Pt. FG% Defense	9th (.352)	--
Reb. Offense	10th (35.4)	J. Johnson (5th, 8.8)
Reb. Defense	9th (37.0)	--
Reb. Margin	12th (-1.6)	--
Offensive Rebs.	14th (7.8)	Waters (t-9th, 2.1)
Defensive Rebs.	4th (27.7)	J. Johnson (4th, 6.9)
Blocked Shots	t-5th (4.2)	Lawson (t-2nd, 2.2)
Assists	12th (10.9)	Lomomba (11th, 3.6)
Steals	12th (5.1)	Q. Johnson (t-10th, 1.4)
TO Margin	9th (-1.4)	--
A/TO Ratio	10th (0.79)	Lomomba (t-16th, 1.1)
Minutes Played	--	Thomas (2nd, 36.0)

TEAM ROSTER

NO	NAME	POS	HT	WT	YR	EXP	HOMETOWN (PREVIOUS SCHOOL)
00	Jabari McGhee	F	6-7	205	r-So.	TR	Albany, Ga. (Univ. of Tennessee)
1	Tobias Howard	G	6-2	185	Fr.	HS	Lithonia, Ga. (DME Academy)
3	Damari Parris	G	6-0	160	Fr.	HS	Bowie, Md. (Evelyn Mack Academy)
5	Junior Lomomba	G	6-5	205	r-Sr.	TR	Montreal, Quebec (Providence)
12	Pancake Thomas	G	6-4	195	r-Sr.	FR	Baton Rouge, La. (Hartford)
14	Ben Lawson	F	7-1	235	Sr.	3L	Hitchin, England (Oaklands College)
15	Tyler Miller	G	6-4	185	Jr.	TR	Louisville, Ky. (Marshalltown Community College)
21	Marko Stajkovski	G	6-7	195	Fr.	HS	Novi Sad, Serbia (E-Gimnazija Novi Sad)
23	Justin Johnson	F	6-7	240	Jr.	2L	Hazard, Ky. (Perry County Central HS)
24	Willie Carmichael	F	6-8	210	r-So.	TR	Apopka, Fla. (Univ. of Tennessee)
32	Que Johnson	G	6-6	205	r-Sr.	TR	Pontiac, Mich. (Washington State)
42	Anton Waters	F	6-7	245	Sr.	1L	Baltimore, Md. (Gulf Coast State College)
43	Marty Leahy	G	6-5	210	Fr.	HS	Brisbane, Australia (Ipswich Grammar)
	Lamonte Bearden	G	6-3	160	Jr.	TR	Milwaukee, Wis. (University at Buffalo)

PRONUNCIATION GUIDE

NAME	PRONUNCIATION
Marty Leahy	LAY
Junior Lomomba	luh-MOM-buh
Jabari McGhee	juh-BAR-ee
Damari Parris	duh-MAR-ee
Marko Stajkovski	sty-CAHV-ski
Anton Waters	ann-TAWN
Shammond Williams	shuh-MOND
Quannas White	kuh-WAHN-us

COACHING AND SUPPORT STAFF

POSITION	NAME	ALMA MATER (YEAR)	YEAR IN ROLE
Head Coach	Rick Stansbury	Campbellsville (1981)	First Season
Assistant Coach	Chris Cheeks	VCU (1990)	First Season
Assistant Coach	Shammond Williams	North Carolina (1998)	First Season
Assistant Coach	Quannas White	Oklahoma (2003)	First Season
Director of Basketball Operations	Talvis Franklin	Mississippi State (2007)	First Season
Associate Director of Basketball Ops	Martin Cross	WKU (2015)	First Season
Video Coordinator	Mark Martin	Texas A&M (2012)	First Season
Academic Coordinator	William Monts	Clemson (2006)	First Season
Graduate Assistant Manager	Ben Hansbrough	Notre Dame (2011)	First Season
Strength and Conditioning Coach	Duane Hall	WKU (1996)	Third Season
Athletic Trainer	Mike Gaddie	Murray State (1992)	17th Season
Program Manager	Erien Watson	Mississippi State (2009)	First Season



Head Coach
Rick Stansbury



Assistant Coach
Chris Cheeks




Assistant Coach
Shammond Williams




Assistant Coach
Quannas White



Director of Ops
Talvis Franklin



Assoc. Dir. of Ops
Martin Cross



Video Coordinator
Mark Martin




Academic Coord.
William Monts



Grad. Ast. Manager
Ben Hansbrough



Strength Coach
Duane Hall



Athletic Trainer
Mike Gaddie



Program Manager
Erien Watson

THE LAST TIME OUT

TERRE HAUTE, Ind. (AP) — Pancake Thomas scored 22 points and Western Kentucky beat Indiana State 77-59 on Sunday. Thomas, a graduate transfer, posted his career high as a Hilltopper. Que Johnson added 15 points, Justin Johnson 14 points, 10 rebounds and six assists, Junior Lomomba 12 points and Anton Waters 10 rebounds. The Hilltoppers shot 53.2 percent and were 8 of 14 from the arc. WKU (4-5) won for the first time in the fifth game of a seven-game road trip. Brenton Scott scored 17 points for the Sycamores (5-5), who made only 2 of 24 3-point tries in having a three-game winning streak snapped. WKU led 35-31 at halftime and didn't pull away until a 16-2 run put them ahead 70-54 with under three minutes left.

NOTES ON THE PROGRAM

BOUND FOR THE BAHAMAS

The Hilltoppers will be part of the eight-team field for the 2017 Battle 4 Atlantis, which was announced in November during the championship game for this year's event. 2016 national champion Villanova, Arizona, Purdue, North Carolina State, Tennessee, SMU and Northern Iowa join WKU in the star-studded field. The eight teams in the field have won a combined five national championships and reached a combined 16 Final Fours, as well as a combined 76 Sweet Sixteen berths. WKU, Arizona, Villanova, Purdue and NC State are all within the top 26 in NCAA history for all-time wins.

WKU PICKS UP THREE PIECES IN TOP-25 SIGNING CLASS

The Hilltoppers added three standout prospects during the early signing period, giving WKU a consensus top-15 signing class. WKU received national letters of intent from five-star center Mitchell Robinson, four-star guard Josh Anderson and three-star guard Taveion Hollingsworth. The newest Hilltoppers give WKU its first top-25 signing class in the modern era. With the trio, the Hilltoppers' haul is currently ranked seventh by Rivals, 10th by Scout, and 12th by 247Sports.

TOPS SIGN ELITE BIG MAN ROBINSON

WKU put the cherry on top of its early signing haul with the signing of five-star prospect Mitchell Robinson (7-0, Center). Robinson, out of Chalmette (La.) High School, is far and away the highest-ranked signee for the Hilltoppers since the beginning of the modern recruiting services. The big man is a consensus five-star recruit across all outlets and is ranked as the No. 4 prospect nationally in the 2017 class by 247Sports and No. 6 by both Rivals and Scout. Robinson is also the highest-ranked recruit ever signed by head coach Rick Stansbury, who produced five top-20 signing classes in a nine-year stretch during his 14-year tenure at the helm at Mississippi State. Robinson heads to WKU with a reputation as a defensive force. He averaged 20.9 points, 13.6 rebounds, 8.1 blocks and 2.0 steals per game last season as a junior for Chalmette High School while shooting 69 percent from the floor.

HILLTOPPERS LAND FOUR-STAR GUARD ANDERSON

The Hilltoppers added to their 2017 recruiting haul with the signing of four-star prospect Josh Anderson (6-4, Guard) to a national letter of intent in the 2017 recruiting class. Anderson, out of Madison Prep Academy in Baton Rouge, La., is a consensus four-star recruit across all outlets and is ranked as the No. 43 player nationally in the 2017 class by Rivals, No. 50 by Scout and No. 52 by 247Sports. Anderson helped Madison Prep to its third state championship in four years last season. He averaged 18.1 points, 5.8 assists and 4.6 rebounds per game as a junior as Madison Prep won its second straight title and appeared in its third straight state championship game.

WKU ADDS BLUEGRASS-BORN HOLLINGSWORTH

The Hilltoppers hauled in their first piece in the 2017 recruiting class in the early signing period with the addition of three-star prospect Taveion Hollingsworth (6-2, Guard) via national letter of intent. Hollingsworth, an in-state product out of Paul Laurence Dunbar High School in Lexington, is a consensus three-star recruit across all outlets and is a front-runner for Kentucky's 2017 Mr. Basketball award. A proven winner with Bluegrass roots, Hollingsworth was named the KHSAA Sweet 16 MVP last year while leading Dunbar to a 33-6 record and its first state title.

NEW-LOOK ROSTER

WKU's 2016-17 roster, which has nine newcomers, represents seven states – Florida, Georgia, Kentucky, Louisiana, Maryland, Michigan and Wisconsin – as well

as four other countries – Australia, Canada, England and Serbia. With many new faces on the roster, WKU returns 31 percent of its scoring, 39 percent of its rebounding and 14 percent of its assists from the 2015-16 campaign.

POSTSEASON PLAY

WKU has advanced to the semifinals of its league tournament in 11 of the last 12 seasons, including a run to the 2016 Conference USA Tournament semifinals. The team is 21-5 with four championships in the last nine conference tournaments overall. WKU's 23 NCAA Tournament appearances are six more than the next closest Conference USA school (UTEP, 17), and one more than the eight league schools with the fewest appearances combined (LA Tech, 5; Marshall, 5; Rice, 4; North Texas, 3; Southern Miss, 3; FIU, 1; Florida Atlantic, 1; UTSA, 0).

PROGRAM PRESTIGE

Entering 2016-17, WKU ranks third in NCAA history in regular-season league titles (42), ninth in all-time winning percentage (.663) and is tied for 16th in all-time victories (1,737). WKU, Middle Tennessee and LA Tech are the only schools in Conference USA to win 20 or more games in at least three of the last four seasons. WKU's 43 20-win seasons are the seventh-most in NCAA history.

FRIENDLY CONFINES

WKU is 52-15 (.776) at E.A. Diddle Arena over the last four-plus seasons after going 27-17 (.614) in the three seasons prior. The Hilltoppers are 576-162 all-time at Diddle Arena for a .780 winning percentage.

CONFERENCE USA PRESEASON

Justin Johnson was named to the 2016-17 Conference USA Men's Basketball Preseason All-Conference Team, while WKU was picked to finish third in the league. Johnson, a 6-foot-7 junior forward from Hazard, Ky., is WKU's first preseason all-conference selection since George Fant and T.J. Price both made the list in the Hilltoppers' inaugural season in C-USA in 2014-15. Third is the highest the Hilltoppers have been picked to finish as a team since they joined C-USA, and it's their highest projection overall since being tabbed to win the Sun Belt Conference before the 2013-14 campaign.

NOTES ON THE HILLTOPPERS

JUSTIN JOHNSON'S GOOD WORKS

Junior forward Justin Johnson was named a 2017 Allstate NABC Good Works Team nominee in November. The Allstate NABC Good Works Team recognizes players at all levels of college basketball whose charitable involvement and altruistic acts stand out amongst all other student-athletes participating in the sport. Johnson, a Hazard, Ky., native, has been active in the community since he arrived on The Hill. The standout post player has made mission trips to China and Belize the last two summers with the Sports Reach program, and he's also volunteered at Bowling Green Retirement Village and the Boys & Girls Club.

JUNIOR LOMOMBA ON POINT

Graduate senior Junior Lomomba continued to settle into his new role as a point guard with a career-high seven assists in WKU's victory over Jacksonville State. Lomomba's 29 points in the preseason win over Kentucky Wesleyan were the most by a Hilltopper in an exhibition since Juan Pattillo scored 31 against Campbellsville on Nov. 5, 2010.

ANTON WATERS STEPS UP

With depth sorely needed in the post, senior forward Anton Waters has stepped up for the Hilltoppers. Waters has matched or set a new career high for rebounds four times this season, including 10 boards against Washington and Indiana State. He's averaging 7.0 points and 6.1 rebounds per outing.

BEN LAWSON'S BLOCK PARTY

Senior forward Ben Lawson ranks fifth in WKU history with 148 career blocked shots. His 66 blocks in 2015-16 were the seventh-most in a season in Hilltopper history. Lawson joins Jeremy Evans, Elgrace Wilborn and Chris Marcus as Hilltoppers with at least 50 blocks in multiple seasons.

GRADUATE TRANSFERS

On a team in need of backcourt help, graduate transfer guards Que Johnson (Washington State), Junior Lomomba (Providence) and Pancake Thomas

(Hartford) will provide valuable experience this year. The trio had played in 281 combined games and scored a combined 1,954 points over their college careers, while Lomomba helped the Friars to the NCAA Tournament the last two seasons. Thomas reached the NCAA Tournament in his first two seasons at New Mexico before transferring to Hartford.

TENNESSEE TRANSFERS

WKU adds the services of two transfers from the University of Tennessee, forwards Willie Carmichael and Jabari McGhee. Carmichael, who played in all 32 UT games as a freshman in 2014-15 and averaged three points and 2.3 rebounds in 14.8 minutes per game, became eligible to start the 2016-17 season. McGhee will become eligible in December.

LAMONTE BEARDEN

Buffalo transfer guard Lamonte Bearden will sit out this season, but he also offers WKU postseason experience. Bearden was a starter on the Bulls' NCAA Tournament teams the last two seasons.

NOTES ON THE COACHING STAFF

STANSBURY BACK AT THE HELM

Among the 40-plus Division I men's basketball coaching hires over the offseason, Rick Stansbury ranked fifth with 293 career Division I wins. Among those new Division I hires across the country, Stansbury was also tied for fifth in NCAA Tournament appearances with six.

HOME-COURT ADVANTAGE

Stansbury's teams have been outstanding on their own turf, boasting a winning percentage at home of better than 80 percent during his 15 seasons at the helm at Mississippi State and WKU.

TOURNAMENT TIME

In Stansbury's 30 previous seasons as a head coach or assistant coach, his teams have gone to the postseason 18 times, with top-five seeds in the NCAA Tournament six times. The Bulldogs reached the postseason 11 times in Stansbury's 14 seasons as a head coach at Mississippi State.

CHAMPIONSHIP MINDSET

During Stansbury's final 10 years leading Mississippi State, only Kentucky won more SEC championships than his eight, and over his entire 14-year run at the helm, only Kentucky and Florida won more games. His 293 career victories are the 10th-most in SEC history.

ACADEMIC SUCCESS

During Stansbury's time as a head coach at Mississippi State, only Vanderbilt had a higher graduation rate in the SEC, and the Bulldogs were third in the SEC with 41 academic honorees in 14 years.

FILLING THE STANDS

Of the top 30 games for attendance in MSU history, 26 came during Stansbury's run as head coach, including all of the top 10.

FAMILY TRADITION

Stansbury's connection to The Hill goes back well before his hiring as head coach to his great uncle, Edgar B. Stansbury, a 1994 WKU Athletics Hall of Famer as a three-sport athlete (baseball, basketball, football), football assistant coach under W.L. "Gander" Terry, and Director of Athletics in 1946 after serving his country in World War II. The concourse inside E.A. Diddle Arena is named in E.B. Stansbury's honor.

QUICK START

Rick Stansbury is the first Hilltopper coach to start his first season 2-0 since Murray Arnold in the 1986-87 campaign, and just the third since 1922, joining Arnold and E.A. Diddle.

ASSISTANTS' WINNING PEDIGREE

WKU's three assistants – Chris Cheeks (VCU), Shammond Williams (North Carolina) and Quannas White (Oklahoma) – reached a combined four Final Fours and scored 3,286 career points between them at the Division I level as players.

NOTES ON THE SCHEDULE

CONFERENCE USA SLATE

Home games against six of the top seven finishers in C-USA last season highlight the conference slate. The Hilltoppers will play home-and-home series with four of the top five finishers in C-USA last season – UAB, Middle Tennessee, Old Dominion and Marshall. The 18-game conference slate also includes a home-and-home series with Charlotte and single games against the other eight teams in the league.

NONCONFERENCE SCHEDULE

WKU welcomes Austin Peay, Ohio, North Carolina A&T, Alabama State and Jacksonville State to E.A. Diddle Arena in nonconference contests as the program enters a new era under Rick Stansbury. The Hilltoppers will be well-tested on the road with trips to regional rivals Belmont, Eastern Kentucky and Indiana State, as well as Saint Mary's (Calif.), Detroit and SEC foe Missouri. They will also play two games in the Global Sports Classic in Las Vegas, starting against Washington on the day after Thanksgiving. The Hilltoppers will then square off with either UNLV or TCU.

NUMBERS OF NOTE

WINS AGAINST RANKED TEAMS SINCE 1985-86

WKU has notched 11 wins against ranked opponents since the 1985-86 season, with three at E.A. Diddle Arena, three on the road and five at neutral sites.

WKU's Wins Against Ranked Opponents since 1985-86

- 12/07/85: (W) 71-58 vs. #19 Auburn at E.A. Diddle Arena
- 01/16/86: (W) 75-72 (OT) at #12 UAB
- 01/25/86: (W) 81-75 vs. #18 UAB at E.A. Diddle Arena
- 02/16/93: (W) 78-77 at #22 Louisville
- 03/08/93: (W) 72-63 vs. #13 New Orleans in SBC Tourn. in Biloxi, Miss.
- 03/20/93: (W) 72-68 vs. #6 Seton Hall in NCAA Tourn. in Orlando, Fla.
- 11/15/01: (W) 64-52 at #4 Kentucky
- 03/21/08: (W) 101-99 (OT) vs. #14 Drake in NCAA Tourn. in Tampa, Fla.
- 11/30/08: (W) 68-54 vs. #3 Louisville in Nashville, Tenn.
- 12/11/09: (W) 76-69 vs. #24 Vanderbilt in Nashville, Tenn.
- 01/10/15: (W) 72-65 vs. #25 Old Dominion at E.A. Diddle Arena

TOP E.A. DIDDLE ARENA ATTENDANCES SINCE 2002-03

Since the 2002-03 season, after E.A. Diddle Arena underwent its renovation to its current capacity of 7,326, the Hilltoppers have played in front of 16 home crowds of at least 7,000 people. A standing room only crowd of 7,598 was on-hand on Dec. 20, 2014, to see WKU face No. 4 Louisville, which became the largest non-conference crowd since the renovation, and 7,119 were at E.A. Diddle Arena for Senior Night on Feb. 28, 2015.

Games of At Least 7,000 at E.A. Diddle Arena since Capacity Went to 7,326

1. 8,118 - 03/11/03 - W, 64-52 vs. Middle Tennessee - SBC Tournament
2. 7,718 - 02/21/08 - L, 69-64 vs. South Alabama
3. 7,598 - 12/20/14 - L, 76-67 vs. #4 Louisville
4. 7,523 - 12/30/13 - L, 79-74 vs. Ole Miss
5. 7,412 - 03/01/03 - W, 89-75 vs. Middle Tennessee
6. 7,336 - 11/26/05 - L, 69-65 vs. Georgia
7. 7,328 - 11/29/03 - L, 81-75 vs. Mississippi State
8. 7,326 - 01/26/06 - W, 94-81 vs. Louisiana-Lafayette
- 7,326 - 02/18/06 - W, 79-58 vs. Northern Arizona
- 7,326 - 02/25/06 - W, 80-65 vs. FIU
- 7,326 - 12/22/10 - L, 114-82 vs. #25 Louisville
- 7,326 - 02/25/12 - W, 73-67 vs. Middle Tennessee
- 7,326 - 03/02/13 - L, 70-62 vs. Middle Tennessee
14. 7,119 - 02/28/15 - W, 77-61 vs. FIU
15. 7,117 - 02/21/09 - W, 79-66 vs. FIU
16. 7,089 - 12/09/06 - L, 75-70 vs. Southern Illinois
17. 7,086 - 12/02/08 - W, 67-63 vs. Georgia

MISCELLANEOUS STATS

10+ POINT GAMES

	2016-17	CAREER (WKU)
Que Johnson	9	9
Justin Johnson	7	37
Pancake Thomas	6	6
Junior Lomomba	3	3
Anton Waters	2	5
Ben Lawson	1	11

20+ POINT GAMES

Pancake Thomas	1	1
Justin Johnson	0	7

10+ REBOUND GAMES

Justin Johnson	5	15
Anton Waters	2	2
Ben Lawson	0	3

DOUBLE-DOUBLES

Justin Johnson	4	14
Anton Waters	1	1

GAMES LED WKU IN SCORING

Justin Johnson	4	18
Que Johnson	4	4
Pancake Thomas	1	1

GAMES LED WKU IN REBOUNDING

Justin Johnson	7	31
Que Johnson	2	2
Ben Lawson	0	6
Anton Waters	1	3

GAMES LED WKU IN ASSISTS

Junior Lomomba	5	5
Justin Johnson	2	5
Pancake Thomas	2	2
Que Johnson	1	1
Damari Parris	1	1
Ben Lawson	0	1

GAMES LED WKU IN BLOCKED SHOTS

Ben Lawson	8	57
Justin Johnson	3	15
Que Johnson	3	3
Anton Waters	2	7
Junior Lomomba	1	1
Jabari McGhee	1	1

GAMES LED WKU IN STEALS

Que Johnson	5	5
Pancake Thomas	4	4
Damari Parris	1	1
Marty Leahy	1	1
Tyler Miller	1	1
Tobias Howard	1	1
Justin Johnson	0	11
Ben Lawson	0	8
Anton Waters	0	1

WKU BY SITUATION

CATEGORY	2013-14	2014-15	2015-16	2016-17	ALL
All games	20-12	20-12	18-16	4-5	62-45
Conference games	12-6	12-6	8-10	0-0	32-22
Nonconference games	8-6	8-6	10-6	4-5	30-23
Home	13-4	13-3	12-4	3-0	41-11
Away	7-7	5-8	3-9	1-4	16-28
Neutral site	0-1	2-1	3-3	0-1	5-6
Televised games	16-10	17-10	13-14	3-2	49-36
vs. Ranked opponents	0-2	1-1	0-2	0-0	1-5
vs. Unranked opponents	20-10	19-11	18-14	4-5	61-40
Winning the tip	8-3	8-6	12-7	3-2	31-18
Losing the tip	12-9	12-6	6-9	1-3	31-27
Scoring first	12-4	10-8	15-10	2-1	39-23
Opponent scores first	8-8	10-4	3-6	2-4	23-22
Leading at halftime	15-2	14-2	14-5	3-1	46-10
Trailing at halftime	4-10	3-9	4-10	0-4	11-33
Tied at halftime	1-0	3-1	0-1	1-0	5-2
Leading with 5:00 to play	14-2	15-2	17-6	4-0	50-10
Trailing with 5:00 to play	6-10	2-10	1-10	0-5	9-35
Tied with 5:00 to play	0-0	3-0	0-0	0-0	3-0
In overtime	1-1	3-0	2-3	0-0	6-4
Games decided by ≤3 pts.	6-1	3-3	2-5	0-1	11-10
Games decided by 4-10 pts.	10-6	10-5	9-6	1-1	30-18
Games decided by 11+ pts.	4-5	7-4	7-5	3-3	21-17
Shooting 50% or higher	4-1	2-1	10-1	1-0	17-3
Shooting 40-49%	13-2	15-6	7-11	3-3	38-21
Shooting less than 40%	3-9	3-5	1-4	0-2	7-20
Opp. shooting 50% or higher	2-3	0-3	2-9	0-1	4-16
Opp. shooting 40-49%	12-7	10-7	9-6	2-2	33-22
Opp. shooting less than 40%	6-2	10-2	7-1	2-2	25-7
Make more 3FG than opp.	11-9	14-4	4-4	2-0	31-17
Make fewer 3FG than opp.	7-3	4-4	8-12	1-5	20-24
3FG made are even	2-0	2-4	6-0	1-0	11-4
Attempt more FT than opp.	14-3	14-2	13-11	4-3	66-25
Attempt fewer FT than opp.	6-8	4-9	5-5	0-2	23-38
FT attempts are even	0-1	2-1	0-0	0-0	4-5
More rebounds than opp.	16-6	14-5	16-11	4-0	45-22
Fewer rebounds than opp.	2-5	5-7	2-5	0-4	9-21
Rebounds are even	2-1	1-0	0-0	0-1	3-2
More assists than opp.	11-4	18-3	13-1	3-1	45-9
Fewer assists than opp.	7-6	2-9	3-14	1-4	13-33
Assists are even	2-2	0-0	2-1	0-0	4-3
Commit more TOs than opp.	7-9	6-9	14-12	3-3	30-33
Commit fewer TOs than opp.	12-2	11-3	3-2	1-1	27-8
Turnovers are even	1-1	3-0	1-2	0-1	5-4
Scoring 100+ points	1-0	1-0	0-0	0-0	2-0
Scoring 90-99 points	0-0	0-0	3-1	0-0	3-1
Scoring 80-89 points	2-1	6-2	7-2	0-0	15-5
Scoring 70-79 points	7-3	8-0	5-7	4-0	24-10
Scoring 60-69 points	7-4	4-6	2-4	0-2	13-16
Scoring fewer than 60 points	3-4	1-4	1-2	0-3	5-13
Allowing 100+ points	0-0	0-0	0-0	0-0	0-0
Allowing 90-99 points	0-0	0-1	1-5	0-1	1-7
Allowing 80-89 points	0-2	2-1	2-5	0-1	4-9
Allowing 70-79 points	6-8	3-6	8-3	0-2	17-19
Allowing 60-69 points	7-2	9-3	6-2	2-0	24-7
Allowing fewer than 60 pts.	7-0	6-1	1-1	2-1	16-3
Following a win	11-9	13-7	6-12	1-2	31-30
Following a loss	9-3	7-5	12-4	3-3	31-14
More bench points than opp.	14-10	10-3	15-12	2-1	41-26
Fewer bench pts. than opp.	6-2	10-9	3-4	2-4	21-19
Bench points are even	0-0	0-0	0-0	0-0	0-0
in November	4-2	2-3	3-3	3-4	12-11
in December	4-3	5-2	5-2	1-1	15-8
in January	6-2	8-1	3-6	0-0	17-9
in February	5-2	3-4	3-4	0-0	11-10
in March	1-3	2-2	4-1	0-0	7-6
on Monday	0-3	1-0	1-1	0-0	2-4
on Tuesday	0-2	0-2	3-0	1-0	4-4
on Wednesday	1-0	3-0	2-2	2-1	8-3
on Thursday	7-2	7-3	5-4	0-0	19-9
on Friday	0-0	0-0	0-1	0-1	0-2
on Saturday	12-5	8-6	6-7	1-3	27-21
on Sunday	0-0	1-1	1-1	0-0	2-2

THE LAST TIME IT HAPPENED

A WKU TEAM:

Was ranked	2007-08
Final Associated Press Poll (No. 22)	
Received votes in a national poll	11/13/09
Associated Press Preseason Top 25	
Played a ranked team	12/19/15
(L) 79-56 at #16 Louisville	
Beat a ranked team	01/10/15
(W) 72-65 vs. #25 Old Dominion	
Won 10+ straight	01/10/08 - 02/16/08 (11)
Won 15+ straight	01/03/02 - 03/05/02 (15)
Won 20+ straight	12/03/66 - 02/20/67 (21)
Lost 5+ straight	12/31/11 - 01/15/12 (5)
Scored 100 pts	12/29/14
(W) 104-62 vs. Alice Lloyd (Ky.) College	
Scored 100 pts on the road	02/22/01
(W) 100-60 at Arkansas State	
Scored 100 pts and lost	01/29/04
(L) 110-102 vs. Louisiana-Lafayette	
Allowed 100 pts	12/22/10
(L) 114-82 vs. #25 Louisville	
Allowed 100 pts at home	12/22/10
(L) 114-82 vs. #25 Louisville	
Allowed 100 pts and won	12/03/73
(W) 102-100 at Arkansas	
Scored fewer than 50 pts	11/25/16
(L) 86-47 vs. Washington	
Allowed fewer than 50 pts	12/27/14
(W) 89-42 vs. Brescia (Ky.)	
Back-to-back 20-point wins	2010
11/12/10 • (W) 98-70 at Saint Joseph's	
11/15/10 • (W) 83-61 vs. Alabama A&M	
30-point win	12/28/13
(W) 103-65 vs. Brescia (Ky.)	
Back-to-back 30-point wins	2001
12/15/01 • (W) 103-40 vs. West Alabama	
12/19/01 • (W) 95-61 vs. Creighton	
40-point win	12/29/14
(W) 104-62 vs. Alice Lloyd (Ky.) College	
Back-to-back 40-point wins	2014
12/27/14 • (W) 89-42 vs. Brescia (Ky.)	
12/29/14 • (W) 104-62 vs. Alice Lloyd (Ky.) College	
50-point win	01/03/04
(W) 107-52 vs. Kentucky State	
60-point win	12/15/01
(W) 103-40 vs. West Alabama	
30-point loss	11/25/16
(L) 86-47 vs. Washington	
Played in OT game	03/05/16
(W) 96-90 (OT) vs. LA Tech	
Played in a 2OT game	01/18/14
(W) 82-77 (2OT) vs. Arkansas State	
Played in a 3OT game	01/19/84
(L) 76-74 (3OT) vs. Jacksonville	
Played in back-to-back OT games	2016
02/06/16 • (L) 93-89 (OT) at UTEP	
02/13/16 • (L) 96-93 (OT) vs. Marshall	
Won on "last second" shot	02/08/14
(W) 79-78 at UALR	
Trency Jackson hit a 28-footer with 0:00.0 left in regulation	
Lost on "last second" shot	03/21/09
(L) 83-81 in NCAA Tournament vs. #10 Gonzaga	
Demetri Goodson hit 6-footer at 0:00.9	
Had 5 players in double figures	03/10/16
(W) 88-77 vs. UAB	
Had 6 players in double figures	01/29/05
(W) 77-75 at New Mexico State	
Had 7 players in double figures	11/24/01
(W) 101-77 vs. Murray State	
Had 8 players in double figures	12/08/93
(W) 129-91 vs. North Florida	
Had 2 double-figure rebounders	12/11/16
Justin Johnson (10) and Anton Waters (10) at Indiana State	

Had two 20-point scorers	02/06/16
Fredrick Edmond (24) and Aaron Cosby (22) at UTEP	
Had three 20-point scorers	11/13/07
(W) 88-67 vs. Kentucky Wesleyan	
Had 10+ 3FGs	03/11/16
10-of-24 3FG vs. Old Dominion	
Held opponent under 35.0% shooting	11/24/15
30.7% (23-for-75) vs. Central Michigan	
Committed fewer than 10 TOs	03/11/16
4 vs. Old Dominion	
Committed fewer than 5 TOs	03/11/16
4 vs. Old Dominion	
Committed 25+ TOs	11/18/14
25 at Minnesota	
Forced 25+ TOs	11/10/12
26 at Southern Miss	
Shot 60% from the field	11/12/10
60.9% at St. Joseph's	
Shot 70% from the field	02/24/84
71.1% vs. UAB	
Shot 90% from FT line (min. 10)	01/23/16
93.3% (14-of-15) at Charlotte	

A WKU INDIVIDUAL:

Scored 25 pts	03/05/16
Aaron Cosby (34) vs. LA Tech	
Scored 30 pts	03/05/16
Aaron Cosby (34) vs. LA Tech	
Scored 40 pts	01/29/04
Anthony Winchester (40) vs. Louisiana-Lafayette	
Scored 50 pts	01/30/65
Clem Haskins (55) vs. Middle Tennessee	
Had 15 rebounds	11/14/15
Justin Johnson (15) vs. Campbellsville (Ky.)	
Had 20 rebounds	11/25/00
Chris Marcus (21) vs. Tennessee State	
Had 25 rebounds	03/07/72
Granville Bunton (27) at Morehead State	
Had 20 pts and 10 rebs	02/06/16
Fredrick Edmond (24 pts, 14 rebs) and Justin Johnson (15 pts, 12 rebs) at UTEP	
Had 10 assists	02/24/11
Jamal Crook (10) vs. FIU	
Had 5 blocks	11/25/16
Ben Lawson (5) vs. Washington	
Had 5 steals	12/28/15
Marlon Hunter (6) vs. Brescia (Ky.)	
Had a double-double	12/11/16
Justin Johnson (14 pts, 10 rebs) at Indiana State	
Two players had a double-double	02/06/16
Fredrick Edmond (24 pts, 14 rebs) and Justin Johnson (15 pts, 12 rebs) at UTEP	
Had a triple-double	01/01/09
Orlando Mendez-Valdez (18 pts, 12 asts, 10 rebs) vs. Troy	

AN OPPOSING INDIVIDUAL:

Scored 30 pts	03/13/16
Trey Freeman, Old Dominion (42)	
Scored 40 pts	03/13/16
Trey Freeman, Old Dominion (42)	
Had 15 rebounds	11/21/15
Jameel Warney, Stony Brook (16)	
Had 20 rebounds	12/07/03
Cuthbert Victor, Murray State (20)	
Had 20 pts and 10 rebs	11/19/16
Evan Bradds, Belmont (26 pts, 14 rebs)	
Had 10 assists	11/25/16
Markelle Fultz, Washington (10)	
Had a double-double	11/19/16
Evan Bradds, Belmont (26 pts, 14 rebs)	



HEAD COACH RICK STANSBURY

CAREER RECORD: 297-171 (15TH SEASON)

RECORD AT WKU: FIRST SEASON

With 297 career wins and 11 postseason trips as a head coach to his credit, Rick Stansbury is the 15th head men's basketball coach at Western Kentucky University.

Stansbury, a Battletown, Ky., native and Campbellsville University Class of 2003 Hall of Famer, came to The Hill following two years at 2015-16 Southeastern Conference regular season champion Texas A&M, which included a run to the 2016 NCAA Sweet 16. In his 30 seasons as a head coach or an assistant coach, Stansbury's teams have gone to the postseason 18 times, with Top 5 seeds in the NCAA Tournament in 2016 (3), 2004 (2), 2003 (5), 2002 (3), 1996 (5) and 1995 (5) and in the NIT in 2012 (4), 2010 (1), and 2007 (1).

The veteran head coach made his name over a 22-year run at Mississippi State, including the final 14 as head coach (1999-2012), where he compiled a career record of 293-166 (.638), led the Bulldogs to the postseason 11 times – with six NCAA appearances – and became Mississippi State's all-time wins leader in the process.

In his two seasons in College Station, working for head coach Billy Kennedy, Stansbury helped the Aggie coaching staff sign a consensus top-10 recruiting class, a class regarded as one of the best in school history, in 2015. This past season, with Stansbury serving as associate head coach, the Aggies set a school record for wins with 28 after a 21-12 campaign and third place SEC finish in his first season. Texas A&M's run to the Sweet 16 was the deepest the Aggies have advanced in the tournament in program history.

During Stansbury's final 10 years leading Mississippi State, only Kentucky won more SEC championships than his eight, and over his entire 14-year run at the helm, only Kentucky and Florida won more games. His 293 career victories are the 10th-most in SEC history. The Bulldogs won the SEC tournament in 2002 and 2009, the overall SEC championship in 2004 and dominated the league's Western Division during Stansbury's tenure, winning the side in 2003, 2004, 2007, 2008 and 2010.

His teams were also postseason regulars, appearing in the NCAA Tournament or NIT 11 of his 14 seasons as MSU's head coach including trips to the NCAA Tournament in four consecutive seasons (2002-2005) and consecutive appearances in 2008 and 2009 with NIT trips in 1999, 2001, 2007, 2010 and 2012. Including his time as an assistant, Mississippi State went to the postseason 15 times in 22 seasons.

Seven Bulldogs earned All-America honors, 23 were named All-SEC (11 first teamers), and he posted 20 or more wins in 10 seasons during his 14-year run as head coach. Prior to Stansbury taking over as head coach, MSU had just seven postseason tournament appearances and won at least 20 games just seven times in the school's previous 86 years of basketball competition.

Stansbury is, in every essence of the word, a winner.

THE STANSBURY FILE

PERSONAL

Born: Dec. 23, 1959

Hometown: Battletown, Ky.

Wife: Meo **Children:** Isaac, Noah, Luke

COACHING CAREER

1981-82: Campbellsville (student assistant)

1983-84: Cumberland (graduate assistant)

1985-90: Austin Peay (assistant coach)

1990-94: Mississippi State (assistant coach)

1994-98: Mississippi State (assoc. head coach)

1998-2012: Mississippi State (head coach)

2014-15: Texas A&M (assistant coach)

2015-16: Texas A&M (associate head coach)

2016-17: WKU (head coach)

Off the court, Stansbury's program graduated players at a rate never before seen at Mississippi State. Over his time as head coach, only Vanderbilt had a higher graduation rate in the SEC, and the Bulldogs were third in the SEC with 41 academic honorees in 14 years. Fans also came out in droves in Starkville to watch Stansbury's Bulldogs play. Of the Top 30 most attended games in MSU history, 26 came during Stansbury's run as head coach, including all of the Top 10. He was the only coach in MSU history to average more than 10,000 fans per game in SEC play (2003-04/10,209), and his Bulldogs played in front of an average of over 7,000 fans per night in six of his 14 seasons as head coach.

Stansbury also brings to The Hill a national reputation of success as evidenced by his 2004 SEC Associated Press Coach of the Year, finalist for National Coach of the Year, and District 17 NABC Coach of the Year awards. During the 2003-04 season, Stansbury's Bulldogs ranked as high as No. 4 in the AP poll and finished No. 8 that year, their third consecutive Top 25 finish in the final AP poll. As a recruiter, Stansbury is no stranger to sending players to the NBA ranks. Since 1996, Stansbury has nine lottery picks including the 5th overall pick in the 1999 Draft, Jonathan Bender (Toronto), the 10th overall pick in the 1996 Draft, Erick Dampier (Indiana), and Parade All-American and 2005's 40th overall pick, Monta Ellis (Golden State). Over a nine-year period in Starkville (2003-11), Stansbury signed five different top-20 recruiting classes. His 2005 class was rated the sixth-best nationally by Rivals.com while his final class in the spring of 2011 was No. 12 nationally by the outlet. The Class of 2015 at Texas A&M was rated No. 8 nationally by Rivals.com.

Before going to Starkville, Stansbury spent six seasons as an assistant at Austin Peay State University in Clarksville, Tenn. Working alongside the late Lake Kelly, APSU recorded three consecutive winning seasons including an Ohio Valley Conference tournament championship and NCAA Tournament second-round berth in 1986-87.

His 16-year career as an assistant prior to the MSU head coaching post began at his alma mater,

CAREER RECORD BY OPPONENT 2016-17 OPPONENTS IN BOLD

TEAM	W-L	PCT
AKRON	0-2	.000
ALABAMA	16-14	.533
ALABAMA A&M	4-0	1.000
UAB	2-0	1.000
ALABAMA STATE	4-0	1.000
APPALACHIAN STATE	1-0	1.000
ARIZONA	2-1	.667
ARKANSAS	16-14	.533
ARKANSAS-LITTLE ROCK	3-0	1.000
ARKANSAS-PINE BLUFF	2-0	1.000
ARKANSAS STATE	2-0	1.000
AUBURN	16-12	.571
BAYLOR	0-1	.000
BELMONT	1-1	.500
BETHUNE-COOKMAN	1-0	1.000
BIRMINGHAM-SOUTHERN	1-0	1.000
BRADLEY	1-0	1.000
BUTLER	0-1	.000
CALIFORNIA	0-1	.000
CENTENARY	4-0	1.000
CHARLOTTE	2-1	.667
CHATTANOOGA	1-0	1.000
CINCINNATI	0-2	.000
CLEMSON	0-2	.000
COLORADO STATE	0-1	.000
DEPAUL	1-0	1.000
DETROIT	2-0	1.000
DUKE	0-1	.000
EAST TENNESSEE STATE	0-1	.000
EASTERN KENTUCKY	2-1	.667
FAIRFIELD	1-0	1.000
FAIRLEIGH DICKINSON	1-0	1.000
FLORIDA	8-9	.471
FLORIDA A&M	2-0	1.000
FLORIDA ATLANTIC	1-1	.500
FLORIDA STATE	1-1	.500
GEORGE MASON	1-1	.500
GEORGIA	9-9	.500
GEORGIA STATE	2-0	1.000
HAWAII	0-1	.000
HOLY CROSS	1-0	1.000
HOUSTON	2-0	1.000
IDAHO	1-0	1.000
ILLINOIS-CHICAGO	1-0	1.000
INDIANA STATE	1-0	1.000
JACKSON STATE	2-0	1.000
JACKSONVILLE	1-0	1.000
JACKSONVILLE STATE	5-0	1.000
KENTUCKY	4-13	.235
LAFAYETTE	1-0	1.000
LIBERTY	1-0	1.000
LOUISIANA-LAFAYETTE	3-2	.600
LOUISIANA-MONROE	4-0	1.000
LSU	18-13	.581
LOUISIANA TECH	3-0	1.000
LOYOLA MARYMOUNT	2-0	1.000
MASSACHUSETTS	0-1	.000
MCNEESE STATE	5-0	1.000
MEMPHIS	0-1	.000
MIAMI (FLA.)	1-1	.500
MIAMI-OHIO	0-1	.000
MISSISSIPPI VALLEY STATE	3-0	1.000
MISSOURI	1-2	.333
MISSOURI-KANSAS CITY	1-0	1.000
MONMOUTH	1-0	1.000
MONTANA STATE	1-1	.500
MURRAY STATE	1-0	1.000
NEW ORLEANS	4-0	1.000
NICHOLLS STATE	5-0	1.000
NORTHWESTERN	1-0	1.000
NORTHWESTERN STATE	2-1	.667
NORTH ALABAMA	1-0	1.000
NORTH CAROLINA	0-1	.000
NORTH CAROLINA A&T	2-0	1.000
NORTH TEXAS	1-0	1.000
OKLAHOMA	1-0	1.000

CAREER RECORD BY OPPONENT 2016-17 OPPONENTS IN BOLD

TEAM	W-L	PCT
OLD DOMINION	1-0	1.000
OLE MISS	21-8	.724
OREGON	1-0	1.000
PITTSBURGH	1-0	1.000
RICHMOND	2-2	.500
RIDER	0-1	.000
RUTGERS	0-1	.000
SAINT MARY'S (CALIF.)	1-1	.500
SAM HOUSTON STATE	1-0	1.000
SAN DIEGO	2-1	.667
SANTA CLARA	2-0	1.000
SOUTH ALABAMA	7-1	.875
SOUTH CAROLINA	12-5	.706
SOUTH CAROLINA STATE	1-0	1.000
SOUTHEASTERN LOUISIANA	5-1	.833
SOUTHERN ILLINOIS	0-1	.000
SOUTHERN MISSISSIPPI	1-0	1.000
STANFORD	1-1	.500
ST. BONAVENTURE	2-0	1.000
SYRACUSE	0-1	.000
TENNESSEE	7-9	.438
TENNESSEE-MARTIN	4-0	1.000
TENNESSEE STATE	1-0	1.000
TEXAS	0-2	.000
TEXAS A&M	1-0	1.000
TEXAS A&M-CORPUS CHRISTI	2-0	1.000
TEXAS-PAN AMERICAN	1-0	1.000
TEXAS TECH	0-1	.000
TROY	3-0	1.000
TULANE	3-0	1.000
TULSA	0-1	.000
UC IRVINE	1-0	1.000
UCLA	1-0	1.000
UNLV	0-1	.000
UTAH STATE	1-0	1.000
VALPARAISO	0-1	.000
VANDERBILT	11-8	.579
VIRGINIA TECH	1-1	.500
WASHINGTON	0-2	.000
WASHINGTON STATE	0-2	.000
WEST VIRGINIA	1-1	.500
WESTERN KENTUCKY	3-1	.750
WINTHROP	0-1	.000
WRIGHT STATE	1-0	1.000
XAVIER	3-1	.750
TOTALS	297-171	.635

Campbellsville, during the 1981-82 season as he worked toward earning a double major in business and physical education. He then moved on to work for Randy Vernon at Cumberland in Williamsburg where he earned his master's in Business Education. In 1983-84, the team went 31-5 and earned a second-round appearance in the NAIA Tournament. In October 1999, Stansbury was honored by the Campbellsville Alumni Association as a proud recipient of the school's Distinguished Alumni Award.

Stansbury's connection to The Hill goes back well before his hiring as head coach to his great uncle, Edgar B. Stansbury, a 1994 WKU Athletics Hall of Famer as a three-sport athlete (baseball, basketball, football), football assistant coach under W.L. "Gander" Terry, and Director of Athletics in 1946 after serving his country in World War II. The concourse inside E.A. Diddle Arena is named in E.B. Stansbury's honor.

STANSBURY'S NBA DRAFT PICKS

Erick Dampier* - 1996 - 10th (Indiana Pacers)
Dontae' Jones* - 1996 - 21st (New York Knicks)
Tyrone Washington - 1999 - 44th (Rockets)
Mario Austin - 2003 - 36th (Chicago Bulls)
Derrick Zimmerman - 2003 - 40th (Golden State)
Lawrence Roberts - 2005 - 55th (SuperSonics)
Jarvis Varnado - 2010 - 41st (Miami Heat)
Arnett Moultrie - 2012 - 27th (Miami Heat)

* As Mississippi State assistant

Stansbury is married to the former Meo Mellen of Roanoke, Va. The couple has three sons, Isaac, Noah and Luke.



HEAD COACHING RECORD

1998-99: Mississippi State.....	20-13^
1999-00: Mississippi State.....	14-16
2000-01: Mississippi State.....	18-13^
2001-02: Mississippi State.....	27-8*#
2002-03: Mississippi State.....	21-10*%
2003-04: Mississippi State.....	26-4*%
2004-05: Mississippi State.....	23-11*
2005-06: Mississippi State.....	15-15
2006-07: Mississippi State.....	21-14^%
2007-08: Mississippi State.....	23-11*%
2008-09: Mississippi State.....	23-13*#
2009-10: Mississippi State.....	24-12^%
2010-11: Mississippi State.....	17-14
2011-12: Mississippi State.....	21-12^
2016-17: WKU.....	4-5

297-171 (.635)

(*) NCAA Tournament appearance

(^) NIT appearance

(#) SEC Tournament champions

(%) SEC Western Conference champions

STANSBURY'S COACHING ACCOLADES

CHAMPIONSHIPS

- **SEC WESTERN CONFERENCE CHAMPIONSHIPS** (2003, 2004, 2007, 2008, 2010)
- **SEC TOURNAMENT CHAMPIONS** (2002, 2009)
- **OVERALL SEC CHAMPION** (2004)

POSTSEASON EXPERIENCE AS HEAD COACH

- **NCAA** (2002, 2003, 2004, 2005, 2008, 2009)
- **NIT** (1999, 2001, 2007, 2010, 2012)

AS ASSISTANT

- **NCAA** (1987, 1991, 1995 - SWEET 16, 1996 - FINAL FOUR, 2016 - SWEET 16)
- **NIT** (1990, 1994)

AWARDS

- **SEC COACH OF THE YEAR** (2004)
- **DISTRICT 17 NABC COACH OF THE YEAR** (2004)



#0 JABARI MCGHEE
RS-SOPHOMORE | FORWARD | 6-7 | 205 | RS
ALBANY, GA. (UNIV. OF TENNESSEE)

Opp.	GS	Min	FG	A	Pct	3FG	A	Pct	FT	A	Pct	O	D	T	PF	FO	A	TO	B	S	Pts
ALABAMA STATE		DNP																			
JACKSONVILLE ST.		DNP																			
at Belmont		DNP																			
NC A&T		DNP																			
vs. Washington		DNP																			
at UNLV		DNP																			
at Eastern Ky.		DNP																			
at Missouri		DNP																			
at Indiana State		9	2	3	.667	0	0	.000	2	2	1.000	2	1	3	4	0	0	1	1	1	6
at Saint Mary's																					
at Detroit																					
OHIO																					
AUSTIN PEAY																					
at Fla. Atlantic																					
at FIU																					
CHARLOTTE																					
OLD DOMINION																					
at UAB																					
at Middle Tenn.																					
at Marshall																					
UTEP																					
UTSA																					
at LA Tech																					
at Southern Miss																					
MARSHALL																					
MIDDLE TENN.																					
UAB																					
at Charlotte																					
at Old Dominion																					
NORTH TEXAS																					
RICE																					

SEASON/CAREER HIGHS AT WKU

POINTS	
Season	6, at Indiana State, 12/11/16
Career	Same
REBOUNDS	
Season	3, at Indiana State, 12/11/16
Career	Same
FIELD GOALS	
Season	2, at Indiana State, 12/11/16
Career	Same
FIELD GOALS ATTEMPTED	
Season	3, at Indiana State, 12/11/16
Career	Same
THREE-POINT FIELD GOALS	
Season	0
Career	Same
THREE-POINT FIELD GOALS ATTEMPTED	
Season	0
Career	Same
FREE THROWS	
Season	2, at Indiana State, 12/11/16
Career	Same
FREE THROWS ATTEMPTED	
Season	2, at Indiana State, 12/11/16
Career	Same
ASSISTS	
Season	0
Career	Same
BLOCKED SHOTS	
Season	1, at Indiana State, 12/11/16
Career	Same
STEALS	
Season	1, at Indiana State, 12/11/16
Career	Same
MINUTES PLAYED	
Season	9, at Indiana State, 12/11/16
Career	Same

QUICK-HITTERS

- Made his Hilltopper debut at Indiana State on Dec. 11, 2016, contributing six points and three rebounds in nine minutes
- Averaged 3.8 points and 3.2 rebounds as a red-shirt freshman at Tennessee before transferring
- Played in eight games for the Volunteers in 2014-15 before taking a medical redshirt following a foot injury
- Averaged 24 points and 15 rebounds in his final year of prep ball at Hargrave Military Academy

CAREER STATISTICS

Year	GP	GS	Min	Avg	FG	FGA	Pct	3FG	FGA	Pct	FT	FTA	Pct	Off	Def	Tot	Avg	PF	FO	Ast	TO	Blk	Stl	Pts	Avg
2016-17	1	0	9	9.0	2	3	.667	0	0	.000	2	2	1.000	2	1	3	3.0	4	0	0	1	1	1	6	6.0
TOTAL	1	0	9	9.0	2	3	.667	0	0	.000	2	2	1.000	2	1	3	3.0	4	0	0	1	1	1	6	6.0



#1 TOBIAS HOWARD

FRESHMAN | GUARD | 6-2 | 185 | HS
LITHONIA, GA. (DME ACADEMY)

Opp.	GS	Min	FG	A	Pct	3FG	A	Pct	FT	A	Pct	O	D	T	PF	FO	A	TO	B	S	Pts
ALABAMA STATE		14	2	4	.500	2	3	.667	0	0	.000	1	2	3	0	0	2	1	0	0	6
JACKSONVILLE ST.		6	1	1	1.000	1	1	1.000	0	0	.000	0	0	0	0	0	0	0	0	0	3
at Belmont		9	0	0	.000	0	0	.000	0	0	.000	1	0	1	1	0	0	1	0	1	0
NC A&T		11	1	3	.333	0	1	.000	0	0	.000	0	0	0	0	0	0	0	0	0	2
vs. Washington		17	3	7	.429	1	4	.250	0	0	.000	1	1	2	2	0	0	2	1	0	7
at UNLV		11	1	3	.333	1	2	.500	0	0	.000	0	0	0	0	0	2	0	0	1	3
at Eastern Ky.		14	0	3	.000	0	2	.000	0	0	.000	0	1	1	0	0	1	0	0	0	0
at Missouri	*	26	2	3	.667	0	1	.000	2	2	1.000	0	0	0	4	0	1	2	0	2	6
at Indiana State	*	31	0	1	.000	0	1	.000	2	2	1.000	1	2	3	1	0	5	1	0	1	2
at Saint Mary's																					
at Detroit																					
OHIO																					
AUSTIN PEAY																					
at Fla. Atlantic																					
at FIU																					
CHARLOTTE																					
OLD DOMINION																					
at UAB																					
at Middle Tenn.																					
at Marshall																					
UTEP																					
UTSA																					
at LA Tech																					
at Southern Miss																					
MARSHALL																					
MIDDLE TENN.																					
UAB																					
at Charlotte																					
at Old Dominion																					
NORTH TEXAS																					
RICE																					

SEASON/CAREER HIGHS AT WKU

POINTS

Season 7, vs. Washington, 11/25/16
Career Same

REBOUNDS

Season 3, 2x, last at Indiana State, 12/11/16
Career Same

FIELD GOALS

Season 3, vs. Washington, 11/25/16
Career Same

FIELD GOALS ATTEMPTED

Season 7, vs. Washington, 11/25/16
Career Same

THREE-POINT FIELD GOALS

Season 2, vs. Alabama State, 11/12/16
Career Same

THREE-POINT FIELD GOALS ATTEMPTED

Season 4, vs. Washington, 11/25/16
Career Same

FREE THROWS

Season 2, 2x, last at Indiana State, 12/11/16
Career Same

FREE THROWS ATTEMPTED

Season 2, 2x, last at Indiana State, 12/11/16
Career Same

ASSISTS

Season 5, at Indiana State, 12/11/16
Career Same

BLOCKED SHOTS

Season 1, vs. Washington, 11/25/16
Career Same

STEALS

Season 2, at Missouri, 12/03/16
Career Same

MINUTES PLAYED

Season 31, at Indiana State, 12/11/16
Career Same

QUICK-HITTERS

- Tallied career-high five assists in 31 minutes at Indiana State on 12/11/16
- Made first career start at Missouri on 12/3/16, scoring six points in career-high 26 minutes
- Set new career highs for points (7) and minutes (17) against Washington on Nov. 25, 2016
- Hit two 3-pointers in his college debut vs. Alabama State on Nov. 12, 2016
- Played fifth prep year at DME Academy in Daytona Beach, Fla., during the 2015-16 season
- Averaged 14.6 points, 4.9 rebounds and 2.8 assists per game for DME Academy, shooting 57.9 percent from 3-point range and 89.4 percent from the free-throw line

CAREER STATISTICS

Year	GP	GS	Min	Avg	FG	FGA	Pct	3FG	FGA	Pct	FT	FTA	Pct	Off	Def	Tot	Avg	PF	FO	Ast	TO	Blk	Stl	Pts	Avg
2016-17	9	2	139	15.4	10	25	.400	5	15	.333	4	4	1.000	4	6	10	1.1	8	0	11	7	1	5	29	3.2
TOTAL	9	2	139	15.4	10	25	.400	5	15	.333	4	4	1.000	4	6	10	1.1	8	0	11	7	1	5	29	3.2



#3 DAMARI PARRIS

FRESHMAN | GUARD | 6-0 | 160 | HS
BOWIE, MD. (EVELYN MACK ACADEMY)

Opp.	GS	Min	FG	A	Pct	3FG	A	Pct	FT	A	Pct	O	D	T	PF	FO	A	TO	B	S	Pts
ALABAMA STATE		12	0	1	.000	0	0	.000	2	2	1.000	1	0	1	1	0	0	1	0	0	2
JACKSONVILLE ST.		8	0	1	.000	0	0	.000	0	0	.000	0	2	2	1	0	1	2	0	0	0
at Belmont		14	3	6	.500	0	1	.000	0	0	.000	0	1	1	2	0	0	1	0	0	6
NC A&T		19	1	5	.200	0	2	.000	0	0	.000	1	1	2	1	0	4	2	0	2	2
vs. Washington		14	0	6	.000	0	0	.000	0	0	.000	0	1	1	3	0	1	1	0	0	0
at UNLV	DNP																				
at Eastern Ky.		1	0	0	.000	0	0	.000	0	0	.000	0	0	0	0	0	0	0	0	0	0
at Missouri		8	0	0	.000	0	0	.000	0	0	.000	0	0	0	0	0	1	0	0	1	0
at Indiana State	DNP																				
at Saint Mary's																					
at Detroit																					
OHIO																					
AUSTIN PEAY																					
at Fla. Atlantic																					
at FIU																					
CHARLOTTE																					
OLD DOMINION																					
at UAB																					
at Middle Tenn.																					
at Marshall																					
UTEP																					
UTSA																					
at LA Tech																					
at Southern Miss																					
MARSHALL																					
MIDDLE TENN.																					
UAB																					
at Charlotte																					
at Old Dominion																					
NORTH TEXAS																					
RICE																					

SEASON/CAREER HIGHS AT WKU

POINTS

Season	6, at Belmont, 11/19/16
Career	Same

REBOUNDS

Season	2, 2x, last vs. N.C. A&T, 11/22/16
Career	Same

FIELD GOALS

Season	3, at Belmont, 11/19/16
Career	Same

FIELD GOALS ATTEMPTED

Season	6, 2x, last vs. Washington, 11/25/16
Career	Same

THREE-POINT FIELD GOALS

Season	0
Career	Same

THREE-POINT FIELD GOALS ATTEMPTED

Season	2, vs. N.C. A&T, 11/22/16
Career	Same

FREE THROWS

Season	2, vs. Alabama State, 11/12/16
Career	Same

FREE THROWS ATTEMPTED

Season	2, vs. Alabama State, 11/12/16
Career	Same

ASSISTS

Season	4, vs. N.C. A&T, 11/22/16
Career	Same

BLOCKED SHOTS

Season	0
Career	Same

STEALS

Season	2, vs. N.C. A&T, 11/22/16
Career	Same

MINUTES PLAYED

Season	19, vs. N.C. A&T, 11/22/16
Career	Same

QUICK-HITTERS

- Tallied career-high four assists and two steals in 19 minutes vs. North Carolina A&T on Nov. 22, 2016
- Scored his first career field goal at Belmont on Nov. 19, 2016, and tallied six points in 14 minutes
- Netted two free throws in his first college game vs. Alabama State on Nov. 12, 2016, for his first career points
- Averaged 25 points and six assists as a senior at Evelyn Mack Academy in Charlotte, N.C.
- Scored 38 points against Oak Hill Academy, 34 points against Hargrave Military Academy, 34 points against 22ft Academy and 26 points against Huntington Prep Academy

CAREER STATISTICS

Year	GP	GS	Min	Avg	FG	FGA	Pct	3FG	FGA	Pct	FT	FTA	Pct	Off	Def	Tot	Avg	PF	FO	Ast	TO	Blk	Stl	Pts	Avg
2016-17	7	0	76	10.9	4	19	.211	0	3	.000	2	2	1.000	2	5	7	1.2	8	0	7	7	0	3	10	1.4
TOTAL	7	0	76	10.9	4	19	.211	0	3	.000	2	2	1.000	2	5	7	1.2	8	0	7	7	0	3	10	1.4



#5 JUNIOR LOMOMBA

RS-SENIOR | GUARD | 6-5 | 205 | TR

MONTREAL, QUEBEC, CANADA (PROVIDENCE)

Opp.	GS	Min	FG	A	Pct	3FG	A	Pct	FT	A	Pct	O	D	T	PF	FO	A	TO	B	S	Pts
ALABAMA STATE	*	28	1	5	.200	1	1	1.000	6	6	1.000	0	6	6	0	0	3	3	0	0	9
JACKSONVILLE ST.	*	33	2	6	.333	0	2	.000	7	7	1.000	0	2	2	2	0	7	4	0	1	11
at Belmont	*	30	3	9	.333	0	2	.000	0	1	.000	0	0	0	2	0	5	3	0	0	6
NC A&T	*	21	0	3	.000	0	1	.000	2	2	1.000	0	0	0	5	1	2	2	0	0	2
vs. Washington	*	26	1	7	.143	0	1	.000	0	1	.000	0	2	2	1	0	4	5	0	0	2
at UNLV	*	33	2	6	.333	0	3	.000	1	2	.500	0	2	2	3	0	3	3	1	1	5
at Eastern Ky.	*	36	3	5	.600	0	0	.000	9	12	.750	0	2	2	2	0	1	3	0	1	15
at Missouri	*	35	3	9	.333	1	3	.333	2	3	.667	0	3	3	5	1	6	2	0	1	9
at Indiana State	*	28	4	6	.667	3	3	1.000	1	2	.500	0	4	4	1	0	1	5	0	1	12
at Saint Mary's																					
at Detroit																					
OHIO																					
AUSTIN PEAY																					
at Fla. Atlantic																					
at FIU																					
CHARLOTTE																					
OLD DOMINION																					
at UAB																					
at Middle Tenn.																					
at Marshall																					
UTEP																					
UTSA																					
at LA Tech																					
at Southern Miss																					
MARSHALL																					
MIDDLE TENN.																					
UAB																					
at Charlotte																					
at Old Dominion																					
NORTH TEXAS																					
RICE																					

SEASON/CAREER HIGHS AT WKU

POINTS

Season 15, at Eastern Kentucky, 11/30/16
Career Same

REBOUNDS

Season 6, vs. Alabama State, 11/12/16
Career Same

FIELD GOALS

Season 4, at Indiana State, 12/11/16
Career Same

FIELD GOALS ATTEMPTED

Season 9, 2x, last at Missouri, 12/03/16
Career Same

THREE-POINT FIELD GOALS

Season 3, at Indiana State, 12/11/16
Career Same

THREE-POINT FIELD GOALS ATTEMPTED

Season 3, 3x, last at Indiana State, 12/11/16
Career Same

FREE THROWS

Season 9, at Eastern Kentucky, 11/30/16
Career Same

FREE THROWS ATTEMPTED

Season 12, at Eastern Kentucky, 11/30/16
Career Same

ASSISTS

Season 7, vs. Jacksonville State, 11/16/16
Career Same

BLOCKED SHOTS

Season 1, at UNLV, 11/26/16
Career Same

STEALS

Season 1, 5x, last at Indiana State, 12/11/16
Career Same

MINUTES PLAYED

Season 36, at Eastern Kentucky, 11/30/16
Career Same

QUICK-HITTERS

- Made all three of his 3-point attempts at Indiana State on Dec. 11, 2016, tying a career high
- Set new season high with 15 points, including 9 of 12 free throws, at ECU on Nov. 30, 2016
- Set new career high with seven assists against Jacksonville State on Nov. 16, 2016
- Registered nine points, six rebounds and three assists in his Hilltopper debut vs. Alabama State on Nov. 12, 2016
- Reached NCAA Tournament last two seasons with Providence, starting 34 games in 2015-16
- Graduated in 2016 and is enrolled in graduate school at WKU studying intercollegiate athletic administration
- Won two state titles as a prep player at Madison (Wis.) Memorial High School
- Originally from Montreal, Quebec, Canada, and speaks French

CAREER STATISTICS

Year	GP	GS	Min	Avg	FG	FGA	Pct	3FG	FGA	Pct	FT	FTA	Pct	Off	Def	Tot	Avg	PF	FO	Ast	TO	Blk	Stl	Pts	Avg
CLEVELAND STATE																									
2012-13	25	3	462	18.5	39	121	.322	12	33	.364	55	80	.688	23	35	58	2.3	43	1	31	40	1	20	145	5.8
PROVIDENCE																									
2013-14	Sat out per NCAA transfer rules																								
2014-15	31	13	344	11.1	15	46	.326	2	11	.182	21	32	.656	11	26	37	1.2	27	0	13	13	1	8	53	1.7
2015-16	35	34	855	24.4	63	156	.404	15	47	.319	43	64	.672	28	60	88	2.5	63	0	68	44	1	13	184	5.3
WKU																									
2016-17	9	9	270	30.0	19	56	.339	5	16	.313	28	36	.778	0	21	21	2.3	21	2	32	30	1	5	71	7.9
TOTAL	100	59	1,931	19.3	136	379	.359	34	107	.318	147	212	.693	62	142	204	2.0	154	3	144	127	4	46	453	4.5



#12 PANCAKE THOMAS

RS- SENIOR | GUARD | 6-4 | 195 | TR
BATON ROUGE, LA. (HARTFORD)

Opp.	GS	Min	FG	A	Pct	3FG	A	Pct	FT	A	Pct	O	D	T	PF	FO	A	TO	B	S	Pts
ALABAMA STATE	*	34	3	11	.273	1	3	.333	8	8	1.000	0	2	2	0	0	4	2	0	0	15
JACKSONVILLE ST.	*	36	5	10	.500	4	7	.571	0	0	.000	0	0	0	2	0	2	2	0	0	14
at Belmont	*	37	2	9	.222	0	2	.000	4	4	1.000	1	5	6	1	0	1	1	0	2	8
NC A&T	*	35	4	7	.571	1	3	.333	4	5	.800	0	3	3	1	0	1	2	0	0	13
vs. Washington	*	33	4	14	.286	1	4	.250	1	1	1.000	2	2	4	1	0	1	1	0	1	10
at UNLV	*	38	5	12	.417	3	6	.500	0	0	.000	1	2	3	1	0	2	1	0	1	13
at Eastern Ky.	*	37	3	11	.273	1	7	.143	0	0	.000	1	1	2	1	0	4	2	0	2	7
at Missouri	*	39	3	12	.250	1	5	.200	2	5	.400	0	5	5	1	0	1	1	0	1	9
at Indiana State	*	35	7	13	.538	2	4	.500	6	8	.750	0	3	3	1	0	1	1	0	2	22
at Saint Mary's																					
at Detroit																					
OHIO																					
AUSTIN PEAY																					
at Fla. Atlantic																					
at FIU																					
CHARLOTTE																					
OLD DOMINION																					
at UAB																					
at Middle Tenn.																					
at Marshall																					
UTEP																					
UTSA																					
at LA Tech																					
at Southern Miss																					
MARSHALL																					
MIDDLE TENN.																					
UAB																					
at Charlotte																					
at Old Dominion																					
NORTH TEXAS																					
RICE																					

SEASON/CAREER HIGHS AT WKU

POINTS

Season 22, at Indiana State, 12/11/16
Career Same

REBOUNDS

Season 6, at Belmont, 11/19/16
Career Same

FIELD GOALS

Season 7, at Indiana State, 12/11/16
Career Same

FIELD GOALS ATTEMPTED

Season 14, vs. Washington, 11/25/16
Career Same

THREE-POINT FIELD GOALS

Season 4, vs. Jacksonville State, 11/16/16
Career Same

THREE-POINT FIELD GOALS ATTEMPTED

Season 7, 2x, last at Eastern Kentucky, 11/30/16
Career Same

FREE THROWS

Season 8, vs. Alabama State, 11/12/16
Career Same

FREE THROWS ATTEMPTED

Season 8, 2x, last at Indiana State, 12/11/16
Career Same

ASSISTS

Season 4, 2x, last at Eastern Kentucky, 11/30/16
Career Same

BLOCKED SHOTS

Season 0
Career Same

STEALS

Season 2, 3x, last at Indiana State, 12/11/16
Career Same

MINUTES PLAYED


Season 39, at Missouri, 12/03/16
Career Same

QUICK-HITTERS

- Scored 15 points with four assists in his Hilltopper debut vs. Alabama State on Nov. 12, 2016
- Graduated in 2016 and is enrolled in graduate school at WKU studying intercollegiate athletic administration
- Averaged 18.9 points, 6.4 rebounds, and 2.8 assists last season at Hartford
- Only player in the America East to finish in the league's top 10 in points, rebounds, assists and steals last season
- Reached NCAA Tournament in first two seasons at New Mexico
- Won Louisiana state title as senior at Scotlandville Magnet School in Baton Rouge, La.
- Real first name is "Cleveland" and was nicknamed "Pancake" as a child by his grandmother

CAREER STATISTICS

Year	GP	GS	Min	Avg	FG	FGA	Pct	3FG	FGA	Pct	FT	FTA	Pct	Off	Def	Tot	Avg	PF	FO	Ast	TO	Blk	Stl	Pts	Avg
NEW MEXICO																									
2012-13	34	2	217	6.4	12	31	.387	0	3	.000	14	18	.778	8	20	28	0.8	23	0	17	11	0	4	38	1.1
2013-14	33	10	513	15.5	39	115	.339	21	59	.356	34	39	.872	28	52	80	2.4	30	0	25	18	1	8	133	4.0
HARTFORD																									
2014-15	Sat out per NCAA transfer rules																								
2015-16	30	28	1,038	34.6	178	407	.437	81	190	.426	129	156	.827	30	163	193	6.4	72	0	84	53	6	36	566	18.9
WKU																									
2016-17	9	9	324	36.0	36	99	.364	14	41	.341	25	31	.806	5	23	28	3.1	9	0	17	13	0	9	111	12.3
TOTAL	106	49	2,092	19.7	265	652	.406	116	293	.396	202	244	.828	71	258	327	3.1	134	0	143	95	7	57	848	8.0



#14 BEN LAWSON

SENIOR | FORWARD | 7-1 | 235 | 3L
HITCHIN, ENGLAND (OAKLANDS COLLEGE)

Opp.	GS	Min	FG	A	Pct	3FG	A	Pct	FT	A	Pct	O	D	T	PF	FO	A	TO	B	S	Pts
ALABAMA STATE	*	21	3	5	.600	0	0	.000	2	4	.500	2	4	6	0	0	0	1	1	0	8
JACKSONVILLE ST.	*	26	3	7	.429	0	0	.000	2	3	.667	1	4	5	1	0	0	0	2	1	8
at Belmont	*	27	4	7	.571	0	1	.000	1	2	.500	0	4	4	1	0	0	3	3	0	9
NC A&T	*	23	4	6	.667	0	0	.000	5	7	.714	3	4	7	1	0	0	0	2	0	13
vs. Washington	*	15	0	0	.000	0	0	.000	0	2	.000	1	3	4	4	0	0	3	5	0	0
at UNLV	*	10	1	3	.333	0	0	.000	0	0	.000	0	2	2	2	0	0	0	1	0	2
at Eastern Ky.	*	18	0	2	.000	0	0	.000	2	2	1.000	0	3	3	2	0	0	1	3	1	2
at Missouri		20	2	2	1.000	0	0	.000	0	0	.000	2	2	4	3	0	0	3	3	0	4
at Indiana State		2	0	0	.000	0	0	.000	0	0	.000	0	0	0	2	0	0	0	0	0	0
at Saint Mary's																					
at Detroit																					
OHIO																					
AUSTIN PEAY																					
at Fla. Atlantic																					
at FIU																					
CHARLOTTE																					
OLD DOMINION																					
at UAB																					
at Middle Tenn.																					
at Marshall																					
UTEP																					
UTSA																					
at LA Tech																					
at Southern Miss																					
MARSHALL																					
MIDDLE TENN.																					
UAB																					
at Charlotte																					
at Old Dominion																					
NORTH TEXAS																					
RICE																					

SEASON/CAREER HIGHS AT WKU

POINTS

Season 13, vs. N.C. A&T, 11/22/16
Career 14, vs. UAB, 01/28/16

REBOUNDS

Season 7, vs. N.C. A&T, 11/22/16
Career 12, 2x, last vs. Alabama A&M, 12/16/15

FIELD GOALS

Season 4, 2x, last vs. N.C. A&T, 11/22/16
Career 5, 2x, last vs. Camp. (Ky.), 11/14/15

FIELD GOALS ATTEMPTED

Season 7, 2x, last at Belmont, 11/19/16
Career 11, vs. Florida Atlantic, 01/09/16

THREE-POINT FIELD GOALS

Season 0
Career 1, at Marshall, 01/03/16

THREE-POINT FIELD GOALS ATTEMPTED

Season 1, at Belmont, 11/19/16
Career 1, 4x, last at Belmont, 11/19/16

FREE THROWS

Season 5, vs. N.C. A&T, 11/22/16
Career 6, vs. UAB, 01/28/16

FREE THROWS ATTEMPTED

Season 7, vs. N.C. A&T, 11/22/16
Career 7, 2x, last vs. N.C. A&T, 11/22/16

ASSISTS

Season 0
Career 3, 2x, last vs. Brescia (Ky.), 12/27/14

BLOCKED SHOTS

Season 5, vs. Washington, 11/25/16
Career 6, 2x, last vs. Brescia (Ky.), 12/28/15

STEALS

Season 1, 2x, last at Eastern Kentucky, 11/30/16
Career 3, vs. Marshall, 03/11/15

MINUTES PLAYED

Season 27, at Belmont, 11/19/16
Career 33, 2x, last vs. Florida Atlantic, 01/09/16

QUICK-HITTERS

- Blocked season-high five shots vs. Washington on Nov 25, 2016
- Notched season-high 13 points and seven rebounds with two blocks against North Carolina A&T on Nov. 22, 2016
- Blocked 66 shots in 2015-16, the seventh-most in a season in WKU history, and ranked fifth in Conference USA with 1.9 blocks per game
- One of four Hilltoppers – along with Jeremy Evans, Elgrace Wilborn and Chris Marcus – with at least 50 blocks in multiple seasons
- Has played for Great Britain's National Team three times in the FIBA European Championships, most recently in 2015 in the U20 championships

CAREER STATISTICS

Year	GP	GS	Min	Avg	FG	FGA	Pct	3FG	FGA	Pct	FT	FTA	Pct	Off	Def	Tot	Avg	PF	FO	Ast	TO	Blk	Stl	Pts	Avg
2013-14	12	2	95	7.9	8	17	.471	0	2	.000	8	12	.667	6	12	18	1.5	16	1	2	6	9	1	24	2.0
2014-15	32	8	602	18.8	49	84	.583	0	0	.000	25	51	.490	35	68	103	3.2	71	0	21	27	53	14	123	3.8
2015-16	34	11	547	16.1	57	96	.594	1	1	1.000	56	73	.767	37	75	112	3.3	91	6	13	37	66	11	171	5.0
2016-17	9	7	162	18.0	17	32	.531	0	1	.000	12	20	.600	9	26	35	3.9	16	0	0	11	20	2	46	5.1
TOTAL	87	28	1,406	16.2	131	229	.572	1	4	.250	101	156	.647	87	181	268	3.1	194	7	36	81	148	28	364	4.2



#15 TYLER MILLER

JUNIOR | GUARD | 6-4 | 185 | TR
LOUISVILLE, KY. (MARSHALLTOWN CC)

Opp.	GS	Min	FG	A	Pct	3FG	A	Pct	FT	A	Pct	O	D	T	PF	FO	A	TO	B	S	Pts
ALABAMA STATE		1	0	0	.000	0	0	.000	0	0	.000	0	0	0	0	0	0	0	0	0	0
JACKSONVILLE ST.		DNP																			
at Belmont		1	0	0	.000	0	0	.000	0	0	.000	0	0	0	0	0	0	0	0	0	0
NC A&T		2	0	0	.000	0	0	.000	0	0	.000	0	0	0	0	0	1	0	0	0	0
vs. Washington		2	0	0	.000	0	0	.000	0	0	.000	0	0	0	0	0	0	0	0	1	0
at UNLV		DNP																			
at Eastern Ky.		1	0	0	.000	0	0	.000	0	0	.000	0	0	0	0	0	0	0	0	0	0
at Missouri		DNP																			
at Indiana State		DNP																			
at Saint Mary's																					
at Detroit																					
OHIO																					
AUSTIN PEAY																					
at Fla. Atlantic																					
at FIU																					
CHARLOTTE																					
OLD DOMINION																					
at UAB																					
at Middle Tenn.																					
at Marshall																					
UTEP																					
UTSA																					
at LA Tech																					
at Southern Miss																					
MARSHALL																					
MIDDLE TENN.																					
UAB																					
at Charlotte																					
at Old Dominion																					
NORTH TEXAS																					
RICE																					

SEASON/CAREER HIGHS AT WKU

POINTS

Season	0
Career	Same

REBOUNDS

Season	0
Career	Same

FIELD GOALS

Season	0
Career	Same

FIELD GOALS ATTEMPTED

Season	0
Career	Same

THREE-POINT FIELD GOALS

Season	0
Career	Same

THREE-POINT FIELD GOALS ATTEMPTED

Season	0
Career	Same

FREE THROWS

Season	0
Career	Same

FREE THROWS ATTEMPTED

Season	0
Career	Same

ASSISTS

Season	1, vs. N.C. A&T, 11/22/16
Career	Same

BLOCKED SHOTS

Season	0
Career	Same

STEALS

Season	1, vs. Washington, 11/25/16
Career	Same

MINUTES PLAYED

Season	2, 2x, last vs. Washington, 11/25/16
Career	Same

QUICK-HITTERS

- Registered first assist as a Hilltopper against North Carolina A&T on Nov. 22, 2016
- Made Hilltopper debut on Nov. 12, 2016, against Alabama State
- Appeared in 59 games over two seasons at Marshalltown Community College, including 53 starts
- Averaged 8.5 points, 4.1 rebounds, 4.1 assists and 1.7 steals as a sophomore
- Named Defensive Player of the Year in his final prep season at 22ft Academy
- Previously played basketball, football and track at Louisville Male High School
- Mother played basketball at the University of Louisville.

CAREER STATISTICS

Year	GP	GS	Min	Avg	FG	FGA	Pct	3FG	FGA	Pct	FT	FTA	Pct	Off	Def	Tot	Avg	PF	FO	Ast	TO	Blk	Stl	Pts	Avg
MARSHALLTOWN COMMUNITY COLLEGE																									
2014-15	28	22	652	23.3	37	112	.330	1	9	.111	29	49	.592	18	45	63	2.3	50	1	49	36	14	27	104	3.7
2015-16	31	31	843	27.2	92	214	.430	8	31	.258	70	127	.551	32	95	127	4.1	62	0	126	76	6	54	262	8.5
WKU																									
2016-17	5	0	7	1.4	0	0	.000	0	0	.000	0	0	.000	0	0	0	0.0	0	0	1	0	0	1	0	0.0
WKU TOTAL	5	0	7	1.4	0	0	.000	0	0	.000	0	0	.000	0	0	0	0.0	0	0	1	0	0	1	0	0.0



#21 MARKO STAJKOVSKI

FRESHMAN | GUARD | 6-7 | 195 | HS
NOVI SAD, SERBIA (E-GIMNAZIJA NOVI SAD)

Opp.	GS	Min	FG	A	Pct	3FG	A	Pct	FT	A	Pct	O	D	T	PF	FO	A	TO	B	S	Pts
ALABAMA STATE	DNP																				
JACKSONVILLE ST.	DNP																				
at Belmont	1	0	0	.000	0	0	.000	0	0	.000	0	0	0	0	0	0	0	0	0	0	0
NC A&T	2	0	0	.000	0	0	.000	0	0	.000	0	1	1	0	0	0	0	0	0	0	0
vs. Washington	DNP																				
at UNLV	DNP																				
at Eastern Ky.	DNP																				
at Missouri	DNP																				
at Indiana State	DNP																				
at Saint Mary's																					
at Detroit																					
OHIO																					
AUSTIN PEAY																					
at Fla. Atlantic																					
at FIU																					
CHARLOTTE																					
OLD DOMINION																					
at UAB																					
at Middle Tenn.																					
at Marshall																					
UTEP																					
UTSA																					
at LA Tech																					
at Southern Miss																					
MARSHALL																					
MIDDLE TENN.																					
UAB																					
at Charlotte																					
at Old Dominion																					
NORTH TEXAS																					
RICE																					

SEASON/CAREER HIGHS AT WKU

POINTS

Season	0
Career	0

REBOUNDS

Season	1, vs. N.C. A&T, 11/22/16
Career	0

FIELD GOALS

Season	0
Career	0

FIELD GOALS ATTEMPTED

Season	0
Career	0

THREE-POINT FIELD GOALS

Season	0
Career	0

THREE-POINT FIELD GOALS ATTEMPTED

Season	0
Career	0

FREE THROWS

Season	0
Career	0

FREE THROWS ATTEMPTED

Season	0
Career	0

ASSISTS

Season	0
Career	0

BLOCKED SHOTS

Season	0
Career	0

STEALS

Season	0
Career	0

MINUTES PLAYED

Season	2, vs. N.C. A&T, 11/22/16
Career	0

QUICK-HITTERS

- Grabbed first career rebound against North Carolina A&T on Nov. 22, 2016
- Made college debut at Belmont on Nov. 19, 2016, and registered one minute
- Won Hungarian National Championship with Szolnoki Olaj while attending E-Gimnazija Novi Sad in Serbia
- Competed for Crvena Zvezda Junior Team in Belgrade, Serbia, winning the Euroleague Basketball International Junior Tournament

CAREER STATISTICS

Year	GP	GS	Min	Avg	FG	FGA	Pct	3FG	FGA	Pct	FT	FTA	Pct	Off	Def	Tot	Avg	PF	FO	Ast	TO	Blk	Stl	Pts	Avg
2016-17	2	0	3	1.5	0	0	.000	0	0	.000	0	0	.000	0	1	1	0.5	0	0	0	0	0	0	0	0.0
TOTAL	2	0	3	1.5	0	0	.000	0	0	.000	0	0	.000	0	1	1	0.5	0	0	0	0	0	0	0	0.0



#23 JUSTIN JOHNSON

JUNIOR | FORWARD | 6-7 | 240 | 2L
HAZARD, KY. (PERRY COUNTY CENTRAL HS)

Opp.	GS	Min	FG	A	Pct	3FG	A	Pct	FT	A	Pct	O	D	T	PF	FO	A	TO	B	S	Pts
ALABAMA STATE	*	28	3	8	.375	0	2	.000	3	6	.500	0	7	7	1	0	0	3	1	1	9
JACKSONVILLE ST.	*	36	6	14	.429	2	4	.500	3	3	1.000	4	6	10	0	0	1	0	1	0	17
at Belmont	*	30	7	11	.636	3	4	.750	0	1	.000	1	8	9	2	0	2	2	1	0	17
NC A&T	*	25	2	5	.400	0	0	.000	8	8	1.000	3	7	10	3	0	3	3	2	0	12
vs. Washington	*	32	2	9	.222	0	1	.000	1	2	.500	3	8	11	2	0	2	0	0	0	5
at UNLV	*	34	3	8	.375	0	0	.000	4	6	.667	3	7	10	4	0	3	2	1	0	10
at Eastern Ky.	*	33	6	10	.600	1	1	1.000	5	7	.714	2	6	8	0	0	0	1	1	0	18
at Missouri	*	25	5	11	.455	0	1	.000	4	7	.571	1	4	5	3	0	1	2	0	0	14
at Indiana State	*	33	4	7	.571	1	1	1.000	5	8	.625	1	9	10	1	0	6	1	0	1	14
at Saint Mary's																					
at Detroit																					
OHIO																					
AUSTIN PEAY																					
at Fla. Atlantic																					
at FIU																					
CHARLOTTE																					
OLD DOMINION																					
at UAB																					
at Middle Tenn.																					
at Marshall																					
UTEP																					
UTSA																					
at LA Tech																					
at Southern Miss																					
MARSHALL																					
MIDDLE TENN.																					
UAB																					
at Charlotte																					
at Old Dominion																					
NORTH TEXAS																					
RICE																					

SEASON/CAREER HIGHS AT WKU

POINTS

Season 18, at Eastern Kentucky, 11/30/16
Career 25, vs. FIU, 01/07/16

REBOUNDS

Season 11, vs. Washington, 11/25/16
Career 15, 2x, last vs. UAB, 03/10/16

FIELD GOALS

Season 7, at Belmont, 11/19/16
Career 11, at Marshall, 01/03/16

FIELD GOALS ATTEMPTED

Season 14, vs. Jacksonville State, 11/16/16
Career 18, vs. Stony Brook, 11/21/15

THREE-POINT FIELD GOALS

Season 3, at Belmont, 11/19/16
Career Same

THREE-POINT FIELD GOALS ATTEMPTED

Season 4, 2x, last at Belmont, 11/19/16
Career Same

FREE THROWS

Season 8, vs. N.C. A&T, 11/22/16
Career 11, vs. FIU, 01/07/16

FREE THROWS ATTEMPTED

Season 8, 2x, last at Indiana State, 12/11/16
Career 11, 2x, last vs. FIU, 01/07/16

ASSISTS

Season 6, at Indiana State, 12/11/16
Career Same

BLOCKED SHOTS

Season 2, vs. N.C. A&T, 11/22/16
Career 3, vs. Campbellsville (Ky.), 11/14/15

STEALS

Season 1, 2x, last at Indiana State, 12/11/16
Career 2, 7x, last at UAB, 02/27/16

MINUTES PLAYED

Season 36, vs. Jacksonville State, 11/16/16
Career 38, vs. LA Tech, 03/05/16

QUICK-HITTERS

- Tallied 14 points, 10 rebounds and a career-high six assists at Indiana State on Dec. 11, 2016
- Scored season-high 18 points at Eastern Kentucky on Nov. 30, 2016
- Knocked down a career-high three 3-pointers at Belmont on Nov. 19, 2016
- Named to Conference USA Preseason All-Conference Team
- Averaged 14.9 points and 7.9 rebounds per game, becoming the first Hilltopper to lead the team in both categories since Derrick Gordon in 2011-12
- Ranked second in C-USA and in the top 20 in the nation in field goal percentage at 60.2 percent
- His 507 points last season were the seventh-most ever by a Hilltopper sophomore
- Needs 228 points to reach 1,000 for his career

CAREER STATISTICS

Year	GP	GS	Min	Avg	FG	FGA	Pct	3FG	FGA	Pct	FT	FTA	Pct	Off	Def	Tot	Avg	PF	FO	Ast	TO	Blk	Stl	Pts	Avg
2014-15	31	1	482	15.5	60	119	.504	0	3	.000	29	67	.433	46	80	126	4.1	48	0	22	18	14	13	149	4.8
2015-16	34	26	984	28.9	197	327	.602	1	9	.111	112	166	.675	102	168	270	7.9	73	3	48	58	19	16	507	14.9
2016-17	9	9	276	30.7	38	83	.458	7	14	.500	33	48	.688	18	62	80	8.9	16	0	18	14	7	2	116	12.9
TOTAL	74	36	1,742	23.5	295	529	.558	8	26	.308	174	281	.619	166	310	476	6.4	137	3	88	90	40	31	772	10.4



#24 WILLIE CARMICHAEL

RS-SOPHOMORE | FORWARD | 6-8 | 210 | RS
APOPKA, FLA. (UNIV. OF TENNESSEE)

Opp.	GS	Min	FG	A	Pct	3FG	A	Pct	FT	A	Pct	O	D	T	PF	FO	A	TO	B	S	Pts
ALABAMA STATE		DNP																			
JACKSONVILLE ST.		DNP																			
at Belmont		DNP																			
NC A&T		DNP																			
vs. Washington		DNP																			
at UNLV		DNP																			
at Eastern Ky.		DNP																			
at Missouri		DNP																			
at Indiana State		DNP																			
at Saint Mary's																					
at Detroit																					
OHIO																					
AUSTIN PEAY																					
at Fla. Atlantic																					
at FIU																					
CHARLOTTE																					
OLD DOMINION																					
at UAB																					
at Middle Tenn.																					
at Marshall																					
UTEP																					
UTSA																					
at LA Tech																					
at Southern Miss																					
MARSHALL																					
MIDDLE TENN.																					
UAB																					
at Charlotte																					
at Old Dominion																					
NORTH TEXAS																					
RICE																					

SEASON/CAREER HIGHS AT WKU

POINTS	
Season	0
Career	0
REBOUNDS	
Season	0
Career	0
FIELD GOALS	
Season	0
Career	0
FIELD GOALS ATTEMPTED	
Season	0
Career	0
THREE-POINT FIELD GOALS	
Season	0
Career	0
THREE-POINT FIELD GOALS ATTEMPTED	
Season	0
Career	0
FREE THROWS	
Season	0
Career	0
FREE THROWS ATTEMPTED	
Season	0
Career	0
ASSISTS	
Season	0
Career	0
BLOCKED SHOTS	
Season	0
Career	0
STEALS	
Season	0
Career	0
MINUTES PLAYED	
Season	0
Career	0

QUICK-HITTERS

- Sat out last season at WKU after transferring from the University of Tennessee
- Appeared in all 32 games for Tennessee as a freshman with 19 starts, averaging 3.0 points and 2.3 rebounds per game
- Led the Volunteers in field goal percentage at 51.9 percent
- Named 7A State Player of the Year by the Orlando Sentinel as a senior at Wekiva (Fla.) High School

CAREER STATISTICS

Year	GP	GS	Min	Avg	FG	FGA	Pct	3FG	FGA	Pct	FT	FTA	Pct	Off	Def	Tot	Avg	PF	FO	Ast	TO	Blk	Stl	Pts	Avg
TENNESSEE																									
2014-15	32	19	475	14.8	40	77	.519	0	0	.000	15	24	.625	44	31	75	2.3	101	4	11	29	13	6	95	3.0
WKU																									
2015-16	Sat our per NCAA transfer rules																								
2016-17																									
TOTAL	32	19	475	14.8	40	77	.519	0	0	.000	15	24	.625	44	31	75	2.3	101	4	11	29	13	6	95	3.0



#32 QUE JOHNSON

RS-SENIOR | GUARD | 6-6 | 205 | TR
PONTIAC, MICH. (WASHINGTON STATE)

Opp.	GS	Min	FG	A	Pct	3FG	A	Pct	FT	A	Pct	O	D	T	PF	FO	A	TO	B	S	Pts
ALABAMA STATE	*	30	5	9	.556	3	6	.500	3	5	.600	0	9	9	3	0	1	3	1	2	16
JACKSONVILLE ST.	*	37	6	11	.545	2	4	.500	0	0	.000	1	6	7	2	0	1	2	0	2	14
at Belmont	*	34	6	15	.400	2	5	.400	0	0	.000	2	0	2	1	0	1	3	0	1	14
NC A&T	*	31	5	9	.556	3	7	.429	5	6	.833	0	3	3	0	0	0	1	0	1	18
vs. Washington	*	30	3	12	.250	1	5	.200	5	7	.714	0	5	5	4	0	0	1	0	1	12
at UNLV	*	39	5	14	.357	3	10	.300	3	4	.750	1	6	7	2	0	3	2	1	2	16
at Eastern Ky.	*	33	3	8	.375	2	5	.400	5	6	.833	0	4	4	4	0	3	3	0	1	13
at Missouri	*	34	5	12	.417	1	5	.200	1	2	.500	0	8	8	2	0	1	3	1	1	12
at Indiana State	*	29	5	11	.455	2	4	.500	3	4	.750	1	1	2	3	0	0	4	1	2	15
at Saint Mary's																					
at Detroit																					
OHIO																					
AUSTIN PEAY																					
at Fla. Atlantic																					
at FIU																					
CHARLOTTE																					
OLD DOMINION																					
at UAB																					
at Middle Tenn.																					
at Marshall																					
UTEP																					
UTSA																					
at LA Tech																					
at Southern Miss																					
MARSHALL																					
MIDDLE TENN.																					
UAB																					
at Charlotte																					
at Old Dominion																					
NORTH TEXAS																					
RICE																					

SEASON/CAREER HIGHS AT WKU

POINTS

Season	18, vs. N.C. A&T, 11/22/16
Career	Same

REBOUNDS

Season	9, vs. Alabama State, 11/12/16
Career	Same

FIELD GOALS

Season	6, 2x, last at Belmont, 11/19/16
Career	Same

FIELD GOALS ATTEMPTED

Season	15, at Belmont, 11/19/16
Career	Same

THREE-POINT FIELD GOALS

Season	3, 3x, last at UNLV, 11/26/16
Career	Same

THREE-POINT FIELD GOALS ATTEMPTED

Season	10, at UNLV, 11/26/16
Career	Same

FREE THROWS

Season	5, 3x, last at Eastern Kentucky, 11/30/16
Career	Same

FREE THROWS ATTEMPTED

Season	7, vs. Washington, 11/25/16
Career	Same

ASSISTS

Season	3, 2x, last at Eastern Kentucky, 11/30/16
Career	Same

BLOCKED SHOTS

Season	1, 4x, last at Indiana State, 12/11/16
Career	Same

STEALS

Season	2, 4x, last at Indiana State, 12/11/16
Career	Same

MINUTES PLAYED

Season	39, at UNLV, 11/26/16
Career	Same

QUICK-HITTERS

- Named to the All-Tournament team at the Global Sports Classic in Las Vegas in November
- Scored season-high 18 points – all in the first half – against North Carolina A&T on 11/22/16
- Tallied a team-high 16 points and nine rebounds in his Hilltopper debut against Alabama State on Nov. 12, 2016
- Graduated in 2016 and is enrolled in graduate school at WKU studying intercollegiate athletic administration
- Appeared in 31 games for Washington State last season, with 25 starts and 11.3 points per game
- Led the Cougars and ranked 11th in the Pac-12 Conference with a 40.4 shooting percentage from 3-point range
- Ranked 13th in the Pac-12 at 75.9 percent from the free-throw line
- Ranks 16th on WSU's all-time list for 3-point field goals made with 121

CAREER STATISTICS

Year	GP	GS	Min	Avg	FG	FGA	Pct	3FG	FGA	Pct	FT	FTA	Pct	Off	Def	Tot	Avg	PF	FO	Ast	TO	Blk	Stl	Pts	Avg
WASHINGTON STATE																									
2012-13	Sat out as redshirt																								
2013-14	31	14	737	23.8	103	262	.393	51	145	.352	39	55	.709	17	57	74	2.4	55	0	20	30	2	14	296	9.5
2014-15	31	3	559	18.0	60	155	.387	28	77	.364	41	48	.854	15	56	71	2.3	55	1	32	33	4	10	189	6.1
2015-16	31	25	795	25.6	121	293	.413	42	104	.404	66	87	.759	16	61	77	2.5	76	3	36	42	6	16	350	11.3
WKU																									
2016-17	9	9	297	33.0	43	101	.426	19	51	.373	25	34	.735	5	42	47	5.2	21	0	10	22	4	13	130	14.4
TOTAL	102	51	2,388	23.4	326	811	.402	140	377	.371	171	224	.763	53	216	269	2.6	207	4	98	127	16	53	965	9.5



#42 ANTON WATERS

SENIOR | FORWARD | 6-7 | 245 | 1L

BALTIMORE, MD. (GULF COAST STATE COLLEGE)

Opp.	GS	Min	FG	A	Pct	3FG	A	Pct	FT	A	Pct	O	D	T	PF	FO	A	TO	B	S	Pts
ALABAMA STATE		19	4	5	.800	0	0	.000	0	1	.000	3	5	8	4	0	0	2	1	0	8
JACKSONVILLE ST.		17	3	4	.750	0	0	.000	1	3	.333	2	6	8	2	0	0	1	0	0	7
at Belmont		16	3	5	.600	1	1	1.000	2	2	1.000	2	3	5	0	0	0	0	1	1	9
NC A&T		14	3	6	.500	0	0	.000	3	4	.750	1	3	4	3	0	0	1	0	0	9
vs. Washington		22	4	10	.400	0	0	.000	3	6	.500	4	6	10	3	0	0	2	1	0	11
at UNLV		24	5	9	.556	0	0	.000	0	0	.000	3	1	4	3	0	0	2	0	0	10
at Eastern Ky.		17	0	2	.000	0	1	.000	1	2	.500	1	3	4	3	0	1	2	0	0	1
at Missouri		6	1	3	.333	0	0	.000	0	0	.000	1	1	2	1	0	0	2	0	1	2
at Indiana State		23	3	6	.500	0	1	.000	0	3	.000	2	8	10	1	0	0	1	1	1	6
at Saint Mary's																					
at Detroit																					
OHIO																					
AUSTIN PEAY																					
at Fla. Atlantic																					
at FIU																					
CHARLOTTE																					
OLD DOMINION																					
at UAB																					
at Middle Tenn.																					
at Marshall																					
UTEP																					
UTSA																					
at LA Tech																					
at Southern Miss																					
MARSHALL																					
MIDDLE TENN.																					
UAB																					
at Charlotte																					
at Old Dominion																					
NORTH TEXAS																					
RICE																					

SEASON/CAREER HIGHS AT WKU

POINTS

Season 11, vs. Washington, 11/25/16
Career 12, at Middle Tennessee, 02/25/16

REBOUNDS

Season 10, 2x, last at Indiana State, 12/11/16
Career Same

FIELD GOALS

Season 5, at UNLV, 11/26/16
Career 6, at Middle Tennessee, 02/25/16

FIELD GOALS ATTEMPTED

Season 10, vs. Washington, 11/25/16
Career 10, 2x, last vs. Washington, 11/25/16

THREE-POINT FIELD GOALS

Season 1, at Belmont, 11/19/16
Career Same

THREE-POINT FIELD GOALS ATTEMPTED

Season 1, 3x, last at Indiana State, 12/11/16
Career 1, 5x, last at Indiana State, 12/11/16

FREE THROWS

Season 3, 2x, last vs. Washington, 11/25/16
Career 8, vs. Middle Tennessee, 01/30/16

FREE THROWS ATTEMPTED

Season 6, vs. Washington, 11/25/16
Career 10, vs. Brescia (Ky.), 12/28/15

ASSISTS

Season 1, at Eastern Kentucky, 11/30/16
Career 1, 8x, last at Eastern Kentucky, 11/30/16

BLOCKED SHOTS

Season 1, 4x, last at Indiana State, 12/11/16
Career 1, 12x, last at Indiana State, 12/11/16

STEALS

Season 1, 3x, last at Indiana State, 12/11/16
Career 1, 6x, last at Indiana State, 12/11/16

MINUTES PLAYED

Season 24, at UNLV, 11/26/16
Career Same

QUICK-HITTERS

- Recorded first career double-double with 11 points and a career-high 10 rebounds against Washington on Nov. 25, 2016
- Made first career 3-pointer at Belmont on Nov. 19, 2016
- Grabbed career-high eight rebounds in each of WKU's first two games in 2016-17
- Played in 33 games with 19 starts in his first year with the Hilltoppers in 2015-16
- Averaged 4.4 points and 4.0 rebounds as a junior
- Previously played two seasons at Gulf Coast State College, averaging 11.2 point and 7.9 rebounds as a sophomore

CAREER STATISTICS

Year	GP	GS	Min	Avg	FG	FGA	Pct	3FG	FGA	Pct	FT	FTA	Pct	Off	Def	Tot	Avg	PF	FO	Ast	TO	Blk	Stl	Pts	Avg
GULF COAST STATE COLLEGE																									
2013-14	28	16	N/A	N/A	75	159	.472	0	0	.000	49	69	.710	74	98	172	6.1	88	3	16	41	22	11	199	7.1
2014-15	28	19	N/A	N/A	124	245	.506	0	1	.000	66	94	.702	95	126	221	7.9	73	1	15	57	17	8	314	11.2
WKU																									
2015-16	33	19	480	14.5	57	110	.518	0	2	.000	30	43	.698	57	74	131	4.0	65	2	7	26	10	3	144	4.4
2016-17	9	0	158	17.6	26	50	.520	1	3	.333	10	21	.476	19	36	55	6.1	20	0	1	13	4	3	63	7.0
WKU TOTAL	42	19	638	15.2	83	160	.519	1	5	.200	40	64	.625	76	110	186	4.4	85	2	8	39	14	6	207	4.9



#43 MARTY LEAHY

FRESHMAN | GUARD | 6-5 | 210 | HS
BRISBANE, AUSTRALIA (IPSWICH GRAMMAR)

Opp.	GS	Min	FG	A	Pct	3FG	A	Pct	FT	A	Pct	O	D	T	PF	FO	A	TO	B	S	Pts
ALABAMA STATE		13	2	3	.667	2	3	.667	0	0	.000	0	0	0	4	0	0	1	0	0	6
JACKSONVILLE ST.		1	0	0	.000	0	0	.000	0	0	.000	0	0	0	0	0	0	0	0	0	0
at Belmont		1	0	0	.000	0	0	.000	0	0	.000	0	0	0	0	0	0	0	0	0	0
NC A&T		17	1	4	.250	0	1	.000	4	5	.800	1	2	3	2	0	1	2	0	1	6
vs. Washington		9	0	2	.000	0	1	.000	0	0	.000	1	1	2	2	0	0	0	0	1	0
at UNLV		11	0	0	.000	0	0	.000	2	2	1.000	0	3	3	0	0	0	1	0	0	2
at Eastern Ky.		10	1	1	1.000	1	1	1.000	0	0	.000	0	0	0	0	0	0	0	0	0	3
at Missouri		7	0	0	.000	0	0	.000	0	0	.000	0	1	1	1	0	0	0	0	0	0
at Indiana State		10	0	0	.000	0	0	.000	0	0	.000	0	0	0	1	0	0	0	0	0	0
at Saint Mary's																					
at Detroit																					
OHIO																					
AUSTIN PEAY																					
at Fla. Atlantic																					
at FIU																					
CHARLOTTE																					
OLD DOMINION																					
at UAB																					
at Middle Tenn.																					
at Marshall																					
UTEP																					
UTSA																					
at LA Tech																					
at Southern Miss																					
MARSHALL																					
MIDDLE TENN.																					
UAB																					
at Charlotte																					
at Old Dominion																					
NORTH TEXAS																					
RICE																					

SEASON/CAREER HIGHS AT WKU

POINTS

Season 6, 2x, last vs. N.C. A&T, 11/22/16
Career Same

REBOUNDS

Season 3, 2x, last at UNLV, 11/26/16
Career Same

FIELD GOALS

Season 2, vs. Alabama State, 11/12/16
Career Same

FIELD GOALS ATTEMPTED

Season 4, vs. N.C. A&T, 11/22/16
Career Same

THREE-POINT FIELD GOALS

Season 2, vs. Alabama State, 11/12/16
Career Same

THREE-POINT FIELD GOALS ATTEMPTED

Season 3, vs. Alabama State, 11/12/16
Career Same

FREE THROWS

Season 4, vs. N.C. A&T, 11/22/16
Career Same

FREE THROWS ATTEMPTED

Season 5, vs. N.C. A&T, 11/22/16
Career Same

ASSISTS

Season 1, vs. N.C. A&T, 11/22/16
Career Same

BLOCKED SHOTS

Season 0
Career Same

STEALS

Season 1, 2x, last vs. Washington, 11/25/16
Career Same

MINUTES PLAYED

Season 17, vs. N.C. A&T, 11/22/16
Career Same

QUICK-HITTERS

- Played career-high 17 minutes with six points, 4 of 5 free throws, three rebounds, an assist and a steal against North Carolina A&T on Nov. 22, 2016
- Hit two 3-pointers in his college debut vs. Alabama State on Nov. 12, 2016
- Averaged 24 points, 10 rebounds and five assists per game as a senior at Ipswich Grammar School in Queensland, Australia
- Made trial camp appearances for the Under-17 and Under-19 Australian National Teams
- Played for the Papua New Guinea National Team during the 2015 Pacific Games
- Also played volleyball at Ipswich Grammar

CAREER STATISTICS

Year	GP	GS	Min	Avg	FG	FGA	Pct	3FG	FGA	Pct	FT	FTA	Pct	Off	Def	Tot	Avg	PF	FO	Ast	TO	Blk	Stl	Pts	Avg
2016-17	9	0	79	8.8	4	10	.400	3	6	.500	6	7	.857	2	7	9	1.0	10	0	1	4	0	2	17	1.9
TOTAL	9	0	79	8.8	4	10	.400	3	6	.500	6	7	.857	2	7	9	1.0	10	0	1	4	0	2	17	1.9

HILLTOPPER IMG SPORTS NETWORK

The Hilltoppers can be heard on the radio on 13 different stations throughout the Commonwealth of Kentucky, which reaches over 1.5 million potential listeners.

- WKLX-FM (100.7) Bowling Green*
- WTCO-AM (1450) Campbellsville
- WTHX-FM (106.1) Elizabethtown
- WIEL-AM (1400) Elizabethtown
- WFKN-AM (1220) Franklin
- WCDS-AM (1230) Glasgow
- WXAM-AM (1430) Hodgenville
- WHOP-FM (95.3) Hopkinsville
- WHOP-AM (1230) Hopkinsville
- WXVW-AM (1450) Louisville
- WTTL-AM (1310) Madisonville
- WPKY-AM (1580) Princeton
- WTLO-AM (1480) Somerset

(*) denotes originating station

GAME-BY-GAME HIGHLIGHTS

NOVEMBER 1, 2016 | WKU 87, CAMPBELLVILLE 79 (EXH.) | BOWLING GREEN, KY.

- Five players scored in double figures for the Hilltoppers, who shot 47 percent from the field, netted 26 of 32 free throws and made their last 11 shots of the first half
- Justin Johnson paced WKU with 22 points and 12 rebounds, including two 3-pointers – one more than he made all last season
- Pancake Thomas had 17 points, while fellow graduate senior guard Junior Lomomba tallied 11 points, five rebounds and three assists in 37 minutes
- Willie Carmichael, who sat out last season after transferring from Tennessee, amassed 11 points and 13 rebounds in his first action as a Hilltopper

NOVEMBER 5, 2016 | WKU 103, KENTUCKY WESLEYAN 97, 2OT (EXH.) | BOWLING GREEN, KY.

- Pancake Thomas hit a game-tying 3-pointer as time expired in the first overtime to force a second extra period
- The Hilltoppers held KWC to four points in the second overtime and netted 33 of 43 free throws to help seal the victory
- Junior Lomomba scored a team-high 29 points, while Pancake Thomas added 24 points
- Junior Lomomba, Pancake Thomas and Que Johnson all played at least 45 minutes
- KWC's Ken-Jah Bosley scored 42 points with eight made 3s, but he was held scoreless in the second overtime

NOVEMBER 12, 2016 | WKU 79, ALABAMA STATE 66 | BOWLING GREEN, KY.

- The Hilltoppers held Alabama State to 17 points and 20.6 percent shooting in the first half
- Que Johnson paced WKU with a team-high 16 points and nine rebounds
- Pancake Thomas tallied 15 points – including 8-of-8 from the free-throw line – with four assists
- Freshmen Marty Leahy and Tobias Howard each hit two 3-pointers in their college debuts

NOVEMBER 16, 2016 | WKU 74, JACKSONVILLE STATE 67 | BOWLING GREEN, KY.

- WKU made 9 of 18 shots from 3-point range for the second straight game and netted 13 of 16 free throws
- Justin Johnson tallied his 11th career double-double with 17 points and 10 rebounds
- Que Johnson and Pancake Thomas each tallied 14 points
- Junior Lomomba contributed 11 points and a career-high seven assists

NOVEMBER 19, 2016 | BELMONT 90, WKU 69 | NASHVILLE, TENN.

- Belmont netted 16 of 34 3-pointers and shot 65.5 percent in the second half
- The Bruins' Evan Bradds led the way with 26 points and 14 rebounds
- Justin Johnson paced WKU with 17 point and nine rebounds, while Que Johnson added 14 points

NOVEMBER 22, 2016 | WKU 77, NORTH CAROLINA A&T 56 | BOWLING GREEN, KY.

- WKU netted 31 of 37 free throws, its most makes from the charity stripe since 2003
- Que Johnson led the Hilltoppers with 18 points, all in the first half
- Pancake Thomas and Ben Lawson each scored 13 points
- Justin Johnson registered his 12th career double-double with 12 points and 10 rebounds

NOVEMBER 25, 2016 | WASHINGTON 86, WKU 47 | LAS VEGAS, NEV.

- WKU shot 25.4 percent from the field, including 17.1 percent in the second half
- Que Johnson paced the Hilltoppers with 12 points
- Anton Waters recorded his first career double-double with 11 points and a career-high 10 rebounds

NOVEMBER 26, 2016 | UNLV 71, WKU 61 | LAS VEGAS, NEV.

- UNLV made 13 of 29 3-pointers, including 11 combined from Tyrell Green and Jalen Poyser
- Que Johnson paced WKU with 16 points, seven rebounds, three assists, two steals and a block
- Justin Johnson registered his 13th career double-double with 10 points and 10 rebounds

NOVEMBER 30, 2016 | EASTERN KENTUCKY 78, WKU 59 | RICHMOND, KY.

- Eastern Kentucky made 13 of 29 3-pointers and shot 50.9 percent from the field, including 59.3 percent in the second half
- Justin Johnson paced WKU with 18 points and eight rebounds
- Junior Lomomba scored a season-high 15 points, including 13 in the first half, and made 9 of 12 free throws

DECEMBER 3, 2016 | MISSOURI 59, WKU 56 | COLUMBIA, MO.

- WKU held Missouri without a field goal for the final 8:29 but could not come any closer than one point in the waning minutes
- Justin Johnson led the Hilltoppers with 14 points to go along with five rebounds
- Que Johnson added 12 points and eight rebounds, and Junior Lomomba had nine points, six assists and three rebounds

DECEMBER 11, 2016 | WKU 77, INDIANA STATE 59 | TERRE HAUTE, IND.

- WKU notched its first road win of the season, its first road win overall since Feb. 25, 2016, and its largest road victory since Jan. 23, 2014
- Pancake Thomas led four WKU players in double figures with 22 points, the most by a Hilltopper to that point this season
- Justin Johnson added 14 points, 10 rebounds and a career-high six assists for his fourth double-double of the season and 14th of his career
- The Hilltoppers held Indiana State to 2-of-24 shooting from 3-point range, the lowest percentage ever by a WKU foe taking at least 20 attempts from long range

2016-17 RESULTS

DATE	OPPONENT	SCORE	ATTENDANCE	WKU HIGH POINTS	WKU HIGH REBOUNDS	OPP HIGH POINTS
11/12	ALABAMA STATE	W, 79-66	4,149	Q. Johnson (16)	Q. Johnson (9)	Rodney Simeon (25)
11/16	JACKSONVILLE STATE	W, 74-67	4,226	J. Johnson (17)	J. Johnson (10)	Erik Durham (17)
11/19	at Belmont	L, 90-69	3,619	J. Johnson (17)	J. Johnson (9)	Evan Bradds (26)
11/22	NORTH CAROLINA A&T	W, 77-56	3,751	Q. Johnson (18)	J. Johnson (10)	Sam Hunt (19)
11/25	vs. Washington	L, 86-47	9,815	Q. Johnson (12)	J. Johnson (11)	Dominic Green (20)
11/26	at UNLV	L, 71-61	8,810	Q. Johnson (16)	J. Johnson (10)	Tyrell Green (23)
11/30	at Eastern Kentucky	L, 78-59	5,400	J. Johnson (18)	J. Johnson (8)	Asante Gist (19)
12/03	at Missouri	L, 59-56	4,547	J. Johnson (14)	Q. Johnson (8)	Frankie Hughes (18)
12/11	at Indiana State	W, 77-59	3,345	P. Thomas (22)	J. Johnson/A. Waters (10)	Brenton Scott (17)
12/14	at Saint Mary's					
12/17	at Detroit					
12/21	OHIO					
12/28	AUSTIN PEAY					
12/31	at Florida Atlantic					
01/02	at FIU					
01/05	CHARLOTTE					
01/07	OLD DOMINION					
01/12	at UAB					
01/14	at Middle Tennessee					
01/21	at Marshall					
01/26	UTEP					
01/28	UTSA					
02/02	at LA Tech					
02/04	at Southern Miss					
02/11	MARSHALL					
02/16	MIDDLE TENNESSEE					
02/19	UAB					
02/23	at Charlotte					
02/25	at Old Dominion					
03/02	NORTH TEXAS					
03/04	RICE					

2016-17 GAME-BY-GAME STARTING LINEUPS

DATE	OPPONENT	G	G	G/F	F	F	RECORD*
11/12	ALABAMA STATE	Lomomba	Thomas	Q. Johnson	J. Johnson	Lawson	1-0
11/16	JACKSONVILLE STATE	Lomomba	Thomas	Q. Johnson	J. Johnson	Lawson	2-0
11/19	at Belmont	Lomomba	Thomas	Q. Johnson	J. Johnson	Lawson	2-1
11/22	NORTH CAROLINA A&T	Lomomba	Thomas	Q. Johnson	J. Johnson	Lawson	3-1
11/25	vs. Washington	Lomomba	Thomas	Q. Johnson	J. Johnson	Lawson	3-2
11/26	at UNLV	Lomomba	Thomas	Q. Johnson	J. Johnson	Lawson	3-3
11/30	at Eastern Kentucky	Lomomba	Thomas	Q. Johnson	J. Johnson	Lawson	3-4
12/03	at Missouri	Howard	Thomas	Lomomba	Q. Johnson	J. Johnson	0-1
12/11	at Indiana State	Howard	Thomas	Lomomba	Q. Johnson	J. Johnson	1-1
12/14	at Saint Mary's						
12/17	at Detroit						
12/21	OHIO						
12/28	AUSTIN PEAY						
12/31	at Florida Atlantic						
01/02	at FIU						
01/05	CHARLOTTE						
01/07	OLD DOMINION						
01/12	at UAB						
01/14	at Middle Tennessee						
01/21	at Marshall						
01/26	UTEP						
01/28	UTSA						
02/02	at LA Tech						
02/04	at Southern Miss						
02/11	MARSHALL						
02/16	MIDDLE TENNESSEE						
02/19	UAB						
02/23	at Charlotte						
02/25	at Old Dominion						
03/02	NORTH TEXAS						
03/04	RICE						

(*) running count of WKU's record with listed lineup

2016-17 GAME-BY-GAME COMPARISON

DATE	OPPONENT	FGM-A/%	3FG-A/%	FTM-A/%	OR-DR-TOT	PF	AST	TO	BK	STL	PTS
11/12	WKU	23-51/.451	9-18/.500	24-32/.750	8-36-44	13	10	18	4	3	79
	ALABAMA STATE	26-74/.351	9-29/.310	5-6/.833	12-27-39	27	12	13	2	7	66
11/16	WKU	26-54/.481	9-18/.500	13-16/.813	8-28-36	10	12	11	3	4	74
	JACKSONVILLE STATE	27-65/.415	8-22/.364	5-6/.833	11-23-34	17	11	8	2	6	67
11/19	WKU	28-62/.452	6-16/.375	7-10/.700	8-23-31	10	9	14	5	5	69
	at Belmont	36-62/.581	16-34/.471	2-4/.500	3-28-31	12	24	12	2	7	90
11/22	WKU	21-48/.438	4-15/.267	31-37/.838	10-25-35	16	12	13	4	4	77
	NORTH CAROLINA A&T	20-45/.444	5-14/.357	11-18/.611	4-21-25	28	4	18	4	6	56
11/25	WKU	17-67/.254	3-16/.188	10-19/.526	12-34-46	22	8	15	7	4	47
	vs. Washington	29-75/.387	9-22/.409	19-27/.704	19-41-60	19	16	10	12	7	86
11/26	WKU	22-55/.400	7-21/.333	10-14/.714	8-25-33	15	13	11	4	5	61
	at UNLV	24-57/.421	13-29/.448	10-12/.833	9-29-38	13	18	11	1	5	71
11/30	WKU	16-42/.381	5-17/.294	22-29/.759	5-21-26	12	10	13	4	5	59
	at Eastern Kentucky	29-57/.509	13-29/.448	7-10/.700	7-23-30	19	13	9	2	5	78
12/03	WKU	21-52/.404	3-15/.200	11-19/.579	4-26-30	20	11	15	4	7	56
	at Missouri	20-57/.351	5-24/.208	14-21/.667	14-30-44	16	10	17	1	10	59
12/11	WKU	25-47/.532	8-14/.571	19-29/.655	7-31-38	15	13	14	3	9	77
	at Indiana State	22-58/.379	2-24/.083	13-22/.591	12-20-32	23	6	13	2	7	59
12/14	WKU										
	at Saint Mary's										
12/17	WKU										
	at Detroit Mercy										
12/21	WKU										
	OHIO										
12/28	WKU										
	AUSTIN PEAY										
12/31	WKU										
	at Florida Atlantic										
01/02	WKU										
	at FIU										
01/05	WKU										
	CHARLOTTE										
01/07	WKU										
	OLD DOMINION										
01/12	WKU										
	at UAB										
01/14	WKU										
	at Middle Tennessee										
01/21	WKU										
	at Marshall										
01/26	WKU										
	UTEP										
01/28	WKU										
	UTSA										
02/02	WKU										
	at LA Tech										
02/04	WKU										
	at Southern Miss										
02/11	WKU										
	MARSHALL										
02/16	WKU										
	MIDDLE TENNESSEE										
02/19	WKU										
	UAB										
02/23	WKU										
	at Charlotte										
02/25	WKU										
	at Old Dominion										
03/02	WKU										
	NORTH TEXAS										
03/04	WKU										
	RICE										

2016-17 SPECIALTY STATS (LISTED: WKU-OPPONENT)

DATE	OPPONENT	IN PAINT	OFF TO	SECOND CHANCE	FAST BREAK	BENCH	LARGEST LEAD	LARGEST DEFICIT	LEAD CHANGES	TIES
11/12	ALABAMA STATE	24-30	14-21	9-18	4-11	22-16	24	None	0	0
11/16	JACKSONVILLE STATE	30-32	7-12	12-10	9-2	10-5	12	11	5	4
11/19	at Belmont	28-40	8-17	11-7	6-8	15-31	11	21	3	5
11/22	NORTH CAROLINA A&T	20-24	22-10	5-2	11-6	19-21	21	1	2	2
11/25	vs. Washington	20-34	4-10	7-17	2-13	18-41	2	41	4	4
11/26	at UNLV	22-16	7-14	7-9	7-2	15-9	3	13	8	6
11/30	at Eastern Kentucky	18-24	14-16	4-7	2-2	4-33	None	24	0	0
12/03	at Missouri	26-24	18-17	2-14	2-9	6-8	6	10	8	6
12/11	at Indiana State	22-34	13-20	6-5	0-2	12-29	19	2	3	1
12/14	at Saint Mary's									
12/17	at Detroit Mercy									
12/21	OHIO									
12/28	AUSTIN PEAY									
12/31	at Florida Atlantic									
01/02	at FIU									
01/05	CHARLOTTE									
01/07	OLD DOMINION									
01/12	at UAB									
01/14	at Middle Tennessee									
01/21	at Marshall									
01/26	UTEP									
01/28	UTSA									
02/02	at LA Tech									
02/04	at Southern Miss									
02/11	MARSHALL									
02/16	MIDDLE TENNESSEE									
02/19	UAB									
02/23	at Charlotte									
02/25	at Old Dominion									
03/02	NORTH TEXAS									
03/04	RICE									

2016-17 TEAM SUPERLATIVES

WKU	HIGHS	LOWS
Points	79 (vs. Alabama State, 11/12)	47 (vs. Washington, 11/25)
First-half points	42 (vs. North Carolina A&T, 11/22)	24 (at Eastern Kentucky, 11/30)
Second-half points	45 (vs. Alabama State, 11/12)	16 (vs. Washington, 11/25)
Overtime points		
Winning margin	21 (vs. North Carolina A&T, 11/22)	7 (vs. Jacksonville State, 11/16)
Field goals	28 (at Belmont, 11/19)	16 (at Eastern Kentucky, 11/30)
Field goals attempted	67 (vs. Washington, 11/25)	42 (at Eastern Kentucky, 11/30)
Field goal percentage	.532 (at Indiana State, 12/11)	.254 (vs. Washington, 11/25)
3-point field goals	9 (2 times)	3 (2 times)
3-point field goals attempted	21 (at UNLV, 11/26)	14 (at Indiana State, 12/11)
3-point field goal percentage	.571 (at Indiana State, 12/11)	.188 (vs. Washington, 11/25)
Free throws	31 (vs. North Carolina A&T, 11/22)	7 (at Belmont, 11/19)
Free throws attempted	37 (vs. North Carolina A&T, 11/22)	10 (at Belmont, 11/19)
Free throw percentage	.838 (vs. North Carolina A&T, 11/22)	.526 (vs. Washington, 11/25)
Rebounds	46 (vs. Washington, 11/25)	26 (at Eastern Kentucky, 11/30)
Offensive rebounds	12 (vs. Washington, 11/25)	4 (at Missouri, 12/03)
Defensive rebounds	36 (vs. Alabama State, 11/12)	21 (at Eastern Kentucky, 11/30)
Personal fouls	22 (vs. Washington, 11/25)	10 (at Belmont, 11/19)
Assists	13 (2 times)	8 (vs. Washington, 11/25)
Turnovers	18 (vs. Alabama State, 11/12)	11 (2 times)
Blocked shots	7 (vs. Washington, 11/25)	3 (vs. Jacksonville State, 11/16)
Steals	9 (at Indiana State, 12/11)	3 (vs. Alabama State, 11/12)

OPPONENTS	HIGHS	LOWS
Points	90 (at Belmont, 11/19)	56 (vs. North Carolina A&T, 11/22)
First-half points	42 (at Belmont, 11/19)	17 (vs. Alabama State, 11/12)
Second-half points	49 (vs. Alabama State, 11/12)	22 (vs. North Carolina A&T, 11/22)
Overtime points		
Winning margin	39 (vs. Washington, 11/25)	3 (at Missouri, 12/03)
Field goals	36 (at Belmont, 11/19)	20 (2 times)
Field goals attempted	75 (vs. Washington, 11/25)	45 (vs. North Carolina A&T, 11/22)
Field goal percentage	.581 (at Belmont, 11/19)	.351 (2 times)
3-point field goals	16 (at Belmont, 11/19)	2 (at Indiana State, 12/11)
3-point field goals attempted	34 (at Belmont, 11/19)	14 (vs. North Carolina A&T, 11/22)
3-point field goal percentage	.471 (at Belmont, 11/19)	.083 (at Indiana State, 12/11)
Free throws	19 (vs. Washington, 11/25)	2 (at Belmont, 11/19)
Free throws attempted	27 (vs. Washington, 11/25)	4 (at Belmont, 11/19)
Free throw percentage	.833 (3 times)	.500 (at Belmont, 11/19)
Rebounds	60 (vs. Washington, 11/25)	25 (vs. North Carolina A&T, 11/22)
Offensive rebounds	19 (vs. Washington, 11/25)	3 (at Belmont, 11/19)
Defensive rebounds	41 (vs. Washington, 11/25)	20 (at Indiana State, 12/11)
Personal fouls	28 (vs. North Carolina A&T, 11/22)	12 (at Belmont, 11/19)
Assists	24 (at Belmont, 11/19)	4 (vs. North Carolina A&T, 11/22)
Turnovers	18 (vs. North Carolina A&T, 11/22)	8 (vs. Jacksonville State, 11/16)
Blocked shots	12 (vs. Washington, 11/25)	1 (2 times)
Steals	10 (at Missouri, 12/03)	5 (2 times)

2016-17 INDIVIDUAL SUPERLATIVES
WKU HIGHS

Points	22 (Thomas at Indiana State, 12/11)
Field goals	7 (2 instances)
Field goals attempted	15 (Q. Johnson at Belmont, 11/19)
Field goal percentage (min. 6 att.)	.667 [4-6] (Lomomba at Indiana State, 12/11)
3-point field goals	4 (Thomas vs. Jacksonville State, 11/16)
3-point field goals attempted	10 (Q. Johnson, at UNLV, 11/26)
3-point field goal percentage (min. 4 att.)	.750 [3-4] (J. Johnson at Belmont, 11/19)
Free throws	8 (2 instances)
Free throws attempted	8 (4 instances)
Free throw percentage (min. 6 att.)	1.000 (4 instances)
Rebounds	11 (J. Johnson vs. Washington, 11/25)
Assists	7 (Lomomba vs. Jacksonville State, 11/16)
Turnovers	5 (2 instances)
Blocked shots	5 (Lawson vs. Washington, 11/25)
Steals	2 (9 instances)
Minutes	39 (2 instances)

OPPONENT HIGHS

Points	26 (Evan Bradds [Belmont], 11/19)
Field goals	12 (Evan Bradds [Belmont], 11/19)
Field goals attempted	20 (Sam Hunt, [N.C. A&T], 11/22)
Field goal percentage (min. 6 att.)	.750 [6-8] (2 instances)
3-point field goals	7 (Rodney Simeon [Alabama State], 11/12)
3-point field goals attempted	11 (2 instances)
3-point field goal percentage (min. 4 att.)	1.000 [4-4] (Isaac McGlone [Eastern Kentucky], 11/30)
Free throws	5 (2 instances)
Free throws attempted	6 (3 instances)
Free throw percentage (min. 6 att.)	.833 (2 instances)
Rebounds	14 (Evan Bradds [Belmont], 11/19)
Assists	10 (Markelle Fultz [Washington], 11/25)
Turnovers	6 (Austin Luke [Belmont], 11/19)
Blocked shots	4 (Malik Dime [Washington], 11/25)
Steals	4 (2 instances)
Minutes	38 (3 instances)

WKU'S TOP INDIVIDUAL GAMES

Points	
1. Pancake Thomas at Indiana State	22
2. Que Johnson vs. North Carolina A&T.....	18
Justin Johnson at Eastern Kentucky.....	18
4. Justin Johnson vs. Jacksonville State.....	17
Justin Johnson at Belmont	17
6. Que Johnson vs. Alabama State	16
Que Johnson at UNLV.....	16
8. Pancake Thomas vs. Alabama State	15
Junior Lomomba at Eastern Kentucky	15
Que Johnson at Indiana State	15

Rebounds	
1. Justin Johnson vs. Washington.....	11
2. Anton Waters vs. Washington.....	10
Justin Johnson vs. Jacksonville State.....	10
Justin Johnson vs. North Carolina A&T	10
Justin Johnson at UNLV	10
Justin Johnson at Indiana State.....	10
Anton Waters at Indiana State.....	10
8. Que Johnson vs. Alabama State	9
Justin Johnson at Belmont	9
10. Anton Waters vs. Alabama State	8
Anton Waters vs. Jacksonville State.....	8
Justin Johnson at Eastern Kentucky.....	8
Que Johnson at Missouri.....	8

Assists	
1. Junior Lomomba vs. Jacksonville State.....	7
2. Junior Lomomba at Missouri	6
3. Justin Johnson at Indiana State.....	6
4. Junior Lomomba at Belmont.....	5
Tobias Howard at Indiana State	5

Blocked Shots	
1. Ben Lawson vs. Washington.....	5
2. Ben Lawson at Belmont.....	3
Ben Lawson at Eastern Kentucky	3
Ben Lawson at Missouri	3

Steals	
1. Que Johnson vs. Jacksonville State	2
Que Johnson vs. Alabama State	2
Que Johnson at UNLV.....	2
Pancake Thomas at Belmont.....	2
Damari Parris vs. North Carolina A&T.....	2
Pancake Thomas at Eastern Kentucky	2
Tobias Howard at Missouri	2
Pancake Thomas at Indiana State	2
Que Johnson at Indiana State	2

Minutes Played	
1. Que Johnson at UNLV.....	39
Pancake Thomas at Missouri.....	39
3. Pancake Thomas at UNLV.....	38
4. Que Johnson vs. Jacksonville State	37
Pancake Thomas at Belmont.....	37
Pancake Thomas at Eastern Kentucky	37
7. Pancake Thomas vs. Jacksonville State	36
Justin Johnson vs. Jacksonville State.....	36
Junior Lomomba at Eastern Kentucky	36
10. Junior Lomomba at Missouri.....	35
Pancake Thomas at Indiana State	35

Pancake Thomas vs

GAME 1

Nov. 12, 2016
WKU 79
ASU 66



Official Basketball Box Score - Game Totals - Final Statistics
Alabama State vs WKU
11/12/16 7 p.m. at Bowling Green, Ky. (E.A. Diddle Arena)



Alabama State 66 • 0-1

#	Player	Total		3-Ptr		Rebounds		PF	TP	A	TO	Bk	Stl	Min
		FG	FGA	FT	FTA	Off	Def							
14	ARMSTRONG, Tony	1	3-9	0-0	0-0	2	5	8	3	6	0	1	1	29
00	WARNOCK, Amir	c	2-5	0-0	0-0	1	4	5	2	4	0	1	0	18
01	SIMEON, Rodney	g	8-15	7-11	2-3	0	1	1	4	25	1	2	0	0
30	THOMAS, Torloft	g	2-8	0-3	0-0	0	2	2	3	4	4	2	0	0
30	LEFLORE, Terrance	g	5-14	1-6	0-0	2	0	2	2	11	4	1	0	4
02	BUTLER, Corvon	g	4-10	0-1	3-3	3	4	7	3	11	1	0	0	1
11	ROGERS, Austin	g	0-2	0-1	0-0	0	0	0	2	0	0	0	0	12
12	GEE, Reginald	g	1-3	1-3	0-0	0	1	1	1	3	0	0	0	9
20	HOLLOWAY, Glenn	g	0-0	0-0	0-0	0	0	0	0	0	0	0	0	3
25	TYSON, Mikel	g	1-2	0-0	0-0	0	1	1	2	2	1	1	0	5
31	CLEVELAND, Artis	g	0-0	0-0	0-0	2	0	2	2	0	1	2	1	0
52	ROGERS, Steve	g	0-6	0-4	0-0	0	3	3	0	0	2	0	1	19
Team						2	5	7			1			
Totals		26-74	9-29	5-6	12	27	39	27	66	12	13	2	7	200

FG % 1st Half: 7-34 20.6% 2nd half: 19-40 47.5% Game: 26-74 35.1%
3FG % 1st Half: 2-16 12.5% 2nd half: 7-13 53.8% Game: 9-29 31.0%
FT % 1st Half: 1-1 100.0 2nd half: 4-5 80.0% Game: 5-6 83.3%

WKU 79 • 1-0

#	Player	Total		3-Ptr		Rebounds		PF	TP	A	TO	Bk	Stl	Min
		FG	FGA	FT	FTA	Off	Def							
14	LAWSON, Ben	f	3-5	0-0	2-4	2	4	6	0	8	0	1	1	0
23	JOHNSON, Justin	f	3-8	0-2	3-6	0	7	7	1	9	0	3	1	1
05	LOMOMBA, Junior	g	1-5	1-1	6-6	0	5	6	0	3	0	0	0	28
12	THOMAS, Pancake	g	3-11	1-3	8-8	0	2	0	15	4	2	0	0	34
32	JOHNSON, Que	g	5-9	3-6	3-5	0	9	9	3	16	1	3	1	2
01	HOWARD, Tobias	g	2-4	2-3	0-0	1	2	3	0	6	2	1	0	14
01	PARRIS, Damari	g	0-1	0-0	2-2	1	0	1	2	0	1	0	0	12
15	MILLER, Tyler	g	0-0	0-0	0-0	0	0	0	0	0	0	0	0	1
42	WATERS, Anton	g	4-5	0-0	0-1	3	5	8	4	8	2	1	0	19
43	LEAHY, Marty	g	2-3	2-3	0-0	0	0	0	4	6	0	1	0	0
Team						1	2	3			1			
Totals		23-51	9-18	24-32	8	36	44	13	79	10	18	4	3	200

FG % 1st Half: 12-30 40.0% 2nd half: 11-21 52.4% Game: 23-51 45.1%
3FG % 1st Half: 4-10 40.0% 2nd half: 5-8 62.5% Game: 9-18 50.0%
FT % 1st Half: 6-10 60.0% 2nd half: 18-22 81.8% Game: 24-32 75.0%

Officials: Tyler Kumpf, Antonio Petty, Mike Stuart
Technical fouls: Alabama State-None, WKU-None.
Attendance: 4149

Score by periods	1st	2nd	Total
Alabama State	17	49	66
WKU	34	45	79

Last FG - ALST 2nd-00:01, WKU 2nd-00:40.
Largest lead - ALST None, WKU by 24 2nd-04:41.
ALST led for 00:00. WKU led for 39:27. Game was tied for 00:33.

Points In Off 2nd Fast
ALST 30 21 18 11 16
WKU 24 14 18 4 22

Score tied - 0 times.
Lead changed - 0 times.

GAME 2

Nov. 16, 2016
WKU 74
JSU 67



Official Basketball Box Score - Game Totals - Final Statistics
Jacksonville State vs WKU
11/16/16 8 p.m. at Bowling Green, Ky. (E.A. Diddle Arena)



Jacksonville State 67 • 1-2

#	Player	Total		3-Ptr		Rebounds		PF	TP	A	TO	Bk	Stl	Min
		FG	FGA	FT	FTA	Off	Def							
31	CUNNINGHAM, Christian	f	4-5	0-0	1-2	3	5	8	3	9	2	1	1	2
12	GIGA, Norbertas	c	8-16	0-2	0-0	1	5	6	2	16	2	0	1	1
01	TUCKER, Greg	g	4-11	1-5	2-2	0	4	4	1	11	0	1	1	33
15	DURHAM, Erik	g	6-9	5-6	0-0	0	1	2	0	17	1	2	0	1
21	DRUMWRIGHT, Malcol	g	4-14	1-5	0-0	0	4	4	5	9	5	1	0	34
03	GREEN, Derrick	g	0-2	0-0	0-0	1	0	1	0	0	0	1	0	9
04	EDWARDS, Tyrik	g	0-0	0-0	0-0	0	0	0	0	0	0	1	0	0
01	JONES, Deshawn	g	0-1	0-0	0-0	0	0	0	0	1	0	0	0	5
11	CROSS, Jacara	g	0-2	0-0	2-2	1	0	1	1	2	0	0	0	7
33	STATAM, Andre	g	1-5	1-4	0-0	0	2	2	4	3	0	1	0	11
Team						4	2	6						
Totals		27-65	8-22	5-6	11	23	34	17	67	11	8	2	6	200

FG % 1st Half: 12-32 37.5% 2nd half: 15-33 45.5% Game: 27-65 41.5%
3FG % 1st Half: 4-10 40.0% 2nd half: 4-12 33.3% Game: 8-22 36.4%
FT % 1st Half: 2-2 100.0 2nd half: 3-4 75.0% Game: 5-6 83.3%

WKU 74 • 2-0

#	Player	Total		3-Ptr		Rebounds		PF	TP	A	TO	Bk	Stl	Min
		FG	FGA	FT	FTA	Off	Def							
14	LAWSON, Ben	f	3-7	0-0	2-3	1	4	5	1	8	0	0	2	1
23	JOHNSON, Justin	f	6-14	2-4	3-3	4	6	10	0	17	1	0	1	0
05	LOMOMBA, Junior	g	2-6	0-2	7-7	0	2	2	2	11	7	4	0	1
12	THOMAS, Pancake	g	5-10	4-7	0-0	0	0	0	2	14	2	2	0	0
32	JOHNSON, Que	g	6-11	2-4	0-0	1	7	2	4	1	2	0	2	37
01	HOWARD, Tobias	g	1-1	1-1	0-0	0	0	0	0	3	0	0	0	6
01	PARRIS, Damari	g	0-1	0-0	0-0	0	0	0	2	2	1	0	0	8
42	WATERS, Anton	g	3-4	0-0	1-3	2	6	8	2	7	0	1	0	17
43	LEAHY, Marty	g	0-0	0-0	0-0	0	0	0	0	0	0	0	0	1
Team						0	2	2						
Totals		26-54	9-18	13-16	8	28	36	10	74	12	11	3	4	200

FG % 1st Half: 13-32 40.6% 2nd half: 13-22 59.1% Game: 26-54 48.1%
3FG % 1st Half: 3-8 37.5% 2nd half: 6-10 60.0% Game: 9-18 50.0%
FT % 1st Half: 1-1 100.0 2nd half: 12-15 80.0% Game: 13-16 81.3%

Officials: Tom Eades, Tommy Short, Roger Ayers
Technical fouls: Jacksonville State-None, WKU-None.
Attendance: 4226

Score by periods	1st	2nd	Total
Jacksonville State	30	37	67
WKU	30	44	74

Last FG - JSU 2nd-00:09, WKU 2nd-01:28.
Largest lead - JSU by 11 1st-11:29, WKU by 12 2nd-04:40.
JSU led for 14:05. WKU led for 21:03. Game was tied for 04:52.

Points In Off 2nd Fast
JSU 32 12 10 2 10
WKU 30 7 12 9 10

Score tied - 4 times.
Lead changed - 5 times.

GAME 3

Nov. 19, 2016
BEL 90
WKU 69



Official Basketball Box Score - Game Totals - Final Statistics
WKU vs Belmont
11/19/16 7:00 p.m. at Nashville, Tenn. (Curb Event Center)



WKU 69 • 2-1

#	Player	Total		3-Ptr		Rebounds		PF	TP	A	TO	Bk	Stl	Min
		FG	FGA	FT	FTA	Off	Def							
14	LAWSON, Ben	f	4-7	0-1	1-2	0	4	4	1	9	0	3	3	0
23	JOHNSON, Justin	f	7-11	3-4	0-1	1	8	9	2	17	2	2	1	0
05	LOMOMBA, Junior	g	3-9	0-2	0-1	0	0	0	2	6	5	3	0	0
12	THOMAS, Pancake	g	2-9	0-2	4-4	1	5	6	1	8	1	1	0	2
32	JOHNSON, Que	g	6-15	2-5	0-0	2	0	2	1	14	1	3	0	1
01	HOWARD, Tobias	g	0-0	0-0	0-0	1	0	1	0	0	1	0	1	9
01	PARRIS, Damari	g	3-6	0-1	0-0	0	1	1	2	6	0	1	0	14
15	MILLER, Tyler	g	0-0	0-0	0-0	0	0	0	0	0	0	0	0	1
21	STAIKOVSKI, Marko	g	0-0	0-0	0-0	0	0	0	0	0	0	0	0	1
42	WATERS, Anton	g	3-5	1-1	2-2	2	3	5	0	9	0	1	1	16
43	LEAHY, Marty	g	0-0	0-0	0-0	0	0	0	0	0	0	0	0	1
Team						8	23	31	10	69	9	14	5	200

FG % 1st Half: 16-31 51.6% 2nd half: 12-31 38.7% Game: 28-62 45.2%
3FG % 1st Half: 4-8 50.0% 2nd half: 2-8 25.0% Game: 6-16 37.5%
FT % 1st Half: 3-4 75.0% 2nd half: 4-6 66.7% Game: 7-10 70.0%

Belmont 90 • 1-1

#	Player	Total		3-Ptr		Rebounds		PF	TP	A	TO	Bk	Stl	Min
		FG	FGA	FT	FTA	Off	Def							
32	EGEKEZE, Amanze	f	3-7	1-5	0-0	1	1	2	3	7	1	1	0	1
35	BRADDS, Evan	f	12-17	1-1	1-2	2	12	14	3	26	4	1	0	1
01	LUKE, Austin	g	6-8	4-6	0-0	0	4	4	2	16	9	6	0	2
03	WINDLER, Dylan	g	3-6	0-2	0-0	0	6	6	0	6	3	1	1	0
20	BARNETTE, Taylor	g	2-9	0-5	0-0	0	1	1	1	4	5	0	0	1
02	SMITH, Nick	g	6-8	6-8	0-0	0	0	0	1	18	0	0	0	15
21	MCCLAIN, Kevin	2-3	2-3	1-2	0	1	1	0	7	2	1	0	1	12
23	SAMPSON, Burton	0-0	0-0	0-0	0	0	0	0	0	1	0	0	0	8
24	BERKERT, Michael	1-3	1-3	0-0	0	0	0	0	0	0	0	0	0	1
31	LESTER, Josh	0-0	0-0	0-0	0	0	0	0	0	0	0	0	0	1
41	HADDEN, Tyler	1-1	1-1	0-0	0	0	0	1	3	0	0	1	0	2
50	ADLER-SPERGER, Seth	0-0	0-0	0-0	0	0	0	1	0	1	0	0	0	3
Totals		36-62	16-34	2-4	3	28	31	12	90	24	2	7	20	

GAME 5

Nov. 25, 2016
WASH 86
WKU 47



Official Basketball Box Score -- Game Totals -- Final Statistics
Washington vs WKU
11/25/16 5:00 PM at Tarkenton Court, Thomas & Mack Center



Washington 86 • 4-1

#	Player	Total		3-Ptr		Rebounds		PF	TP	A	TO	Bk	Stl	Min
		FG	FGA	FT	FTA	Off	Def							
04	Thybulle, Matisse	3-9	1-5	2-2	0	1	1	2	9	1	0	1	2	25
10	Dime, Malik	5-8	0-0	3-4	2	5	7	3	13	3	0	4	2	25
15	Dickerson, Noah	2-6	0-0	1-2	3	3	6	5	5	0	1	0	0	13
01	Crisp, David	3-8	3-5	0-0	1	1	2	2	9	0	2	0	1	22
20	Fultz, Markelle	3-14	1-3	2-4	3	5	8	3	10	10	3	3	1	31
00	Baruti, Bitumba	0-1	0-1	0-0	1	0	1	0	0	0	0	0	0	2
02	Kingma, Dan	0-1	0-1	1-2	0	0	0	1	1	0	0	0	0	4
05	Barnard, Quin	0-0	0-0	0-0	0	0	0	0	0	1	0	0	0	2
22	Green, Dominic	7-11	4-6	2-3	0	6	6	0	20	0	1	3	0	25
23	Johnson, Carlos	3-5	0-1	2-2	2	1	3	3	8	1	2	0	0	17
24	Durusseau, Devenir	0-1	0-0	0-0	1	2	3	1	0	0	1	0	0	5
32	Bowman, Greg	0-2	0-0	1-2	2	1	3	0	1	0	0	0	1	2
33	Timmins, Sam	1-3	0-0	3-4	1	11	12	0	5	0	0	0	0	17
41	Atewe, Matthew	2-6	0-0	2-2	1	2	7	0	6	0	0	0	0	10
Team		1		0		1		1		0		0		10
Totals		29-75	9-22	19-27	19	41	60	19	86	16	10	13	7	200

FG % 1st Half: 14-38 36.8% 2nd half: 15-37 40.5%
3FG % 1st Half: 3-8 37.5% 2nd half: 6-14 42.9%
FT % 1st Half: 8-10 80.0% 2nd half: 11-17 64.7%

Game: 29-75 38.7%
Game: 9-22 40.9%
Game: 19-27 70.4%

Deadball
Rebounds
1

WKU 47 • 3-2

#	Player	Total		3-Ptr		Rebounds		PF	TP	A	TO	Bk	Stl	Min
		FG	FGA	FT	FTA	Off	Def							
14	LAWSON, Ben	0-0	0-0	0-2	1	3	4	0	0	3	5	0	0	15
23	JOHNSON, Justin	2-9	0-1	1-2	3	8	11	2	5	2	0	0	0	32
05	LOMOMBA, Junior	1-7	0-1	0-1	0	2	2	1	2	4	5	0	0	26
12	THOMAS, Pancake	4-14	1-4	1-1	2	4	4	1	10	1	1	0	1	33
32	JOHNSON, Que	3-12	1-5	5-7	0	5	4	12	0	1	0	1	0	30
01	HOWARD, Tobias	3-7	1-4	0-0	1	1	2	2	7	0	2	1	0	17
03	PARRIS, Damari	0-6	0-0	0-0	0	1	1	3	0	1	1	0	0	14
15	MILLER, Tyler	0-0	0-0	0-0	0	0	0	0	0	0	0	0	0	1
42	WATERS, Anton	4-10	0-0	3-6	4	6	10	3	11	0	2	1	0	22
43	LEAHY, Marty	0-2	0-1	0-0	1	1	2	2	0	0	0	0	1	9
Team		0		5		5		0		0		0		10
Totals		17-67	3-16	10-19	12	34	46	22	47	8	15	7	4	200

FG % 1st Half: 11-32 34.4% 2nd half: 6-35 17.1%
3FG % 1st Half: 2-6 33.3% 2nd half: 1-10 10.0%
FT % 1st Half: 7-12 58.3% 2nd half: 3-7 42.9%

Game: 17-67 25.4%
Game: 3-16 18.8%
Game: 10-19 52.6%

Deadball
Rebounds
6

Officials: Randy McCall, David Hall, Dick Cartwell
Technical fouls: Washington-None. WKU-None.
Attendance: 9815

Global Sports Classic Game 3

Score by periods	1st	2nd	Total
Washington	39	47	86
WKU	31	16	47

Points	In	Off	2nd	Fast	Bench
WKU	20	4	7	2	18

Last FG - WKU 2nd-03:00, WKU 2nd-00:25.
Largest lead - UW by 41:2nd-02:04, WKU by 2 1st-16:50.
UW led for 36:55. WKU led for 00:32. Game was tied for 02:33.

Score tied - 4 times.
Lead changed - 4 times.

GAME 7

Nov. 30, 2016
EKU 78
WKU 59

Official Basketball Box Score -- Game Totals -- Final Statistics
Western Kentucky vs Eastern Kentucky
11/30/16 8:05 PM at Richmond, Ky. (Paul S. McBrayer Arena)

Western Kentucky 59 • 3-4

#	Player	Total		3-Ptr		Rebounds		PF	TP	A	TO	Bk	Stl	Min
		FG	FGA	FT	FTA	Off	Def							
14	LAWSON, Ben	0-2	0-0	2-2	0	3	3	2	2	0	1	3	1	18
23	JOHNSON, Justin	6-10	1-1	5-7	2	6	8	0	18	0	1	1	0	33
05	LOMOMBA, Junior	3-5	0-0	9-12	0	2	2	2	15	1	3	0	1	36
12	THOMAS, Pancake	3-11	1-7	0-0	1	1	2	1	7	4	2	0	2	37
32	JOHNSON, Que	3-8	2-5	5-6	0	4	4	4	13	3	3	0	1	33
01	HOWARD, Tobias	0-3	0-2	0-0	0	1	1	0	0	1	0	0	0	14
03	PARRIS, Damari	0-0	0-0	0-0	0	0	0	0	0	0	0	0	0	1
15	MILLER, Tyler	0-0	0-0	0-0	0	0	0	0	0	0	0	0	0	1
42	WATERS, Anton	0-2	0-1	1-2	1	3	4	3	1	1	2	0	0	17
43	LEAHY, Marty	1-1	1-1	0-0	0	0	0	0	3	0	0	0	0	10
Team		1		2		1		1		1		1		10
Totals		16-42	5-17	22-29	5	21	26	12	59	10	13	4	5	200

FG % 1st Half: 7-19 36.8% 2nd half: 9-23 39.1%
3FG % 1st Half: 1-7 14.3% 2nd half: 4-10 40.0%
FT % 1st Half: 9-12 75.0% 2nd half: 13-17 76.5%

Game: 16-42 38.1%
Game: 5-17 29.4%
Game: 22-29 75.9%

Deadball
Rebounds
4

Eastern Kentucky 78 • 4-4

#	Player	Total		3-Ptr		Rebounds		PF	TP	A	TO	Bk	Stl	Min
		FG	FGA	FT	FTA	Off	Def							
10	MAYO, Nick	6-14	2-5	0-0	1	2	3	3	14	5	2	2	1	34
12	CHARLES, Zach	0-2	0-0	0-0	2	1	3	3	0	0	0	0	0	14
05	MCLONE, Isaac	5-5	4-4	0-1	0	0	0	0	2	14	2	2	0	33
11	BABB-HARRISON, Jayle	4-11	3-7	2-2	1	6	7	2	13	1	1	0	1	30
31	CHITTY, Parker	2-5	0-3	0-0	0	1	1	2	4	0	1	0	0	16
01	ADAMS, Marlon	3-3	0-0	0-0	0	5	5	4	6	2	1	0	0	21
02	GIST, Asante	7-12	3-6	2-2	1	3	4	2	19	2	1	0	0	23
03	DISHMAN, DeAndre	1-1	0-0	3-5	0	2	2	0	5	0	0	0	1	8
04	AVARE, Dillon	1-4	1-4	0-0	0	0	0	1	3	1	0	0	0	21
Team		2		3		5		1		1		1		21
Totals		29-57	13-29	7-10	7	23	30	19	78	13	9	2	5	200

FG % 1st Half: 13-30 43.3% 2nd half: 16-27 59.3%
3FG % 1st Half: 6-17 35.3% 2nd half: 7-12 58.3%
FT % 1st Half: 3-3 100.0% 2nd half: 4-7 57.1%

Game: 29-57 50.9%
Game: 13-29 44.8%
Game: 7-10 70.0%

Deadball
Rebounds
2

Officials: Craig Murley, Jon Campbell, Kyle Ingram
Technical fouls: Western Kentucky-None. Eastern Kentucky-None.
Attendance: 5400

Score by periods	1st	2nd	Total
Western Kentucky	24	35	59
Eastern Kentucky	35	43	78

Points	In	Off	2nd	Fast	Bench
WKU	18	14	4	2	4
WKU	24	16	7	2	33

Last FG - WKU 2nd-02:08, ECU 2nd-00:32.
Largest lead - WKU None, ECU by 24 2nd-04:37.
WKU led for 00:00. ECU led for 38:05. Game was tied for 01:55.

Score tied - 0 times.
Lead changed - 0 times.

GAME 8

Dec. 31, 2016
MIZZ 59
WKU 56



Official Basketball Box Score -- Game Totals -- Final Statistics
Western Kentucky vs Mizzou
12-31-16 2:01 PM at Columbia, Mo. (Mizzou Arena)



Western Kentucky 56 • 3-5

#	Player	Total		3-Ptr		Rebounds		PF	TP	A	TO	Bk	Stl	Min
		FG	FGA	FT	FTA	Off	Def							
01	HOWARD, Tobias	2-3	0-1	2-2	0	0	4	6	1	2	0	2	2	26
05	LOMOMBA, Junior	3-9	1-3	2-3	0	3	5	9	6	2	0	1	1	35
12	THOMAS, Pancake	3-12	1-5	2-5	0	5	5	1	9	1	1	0	1	39
23	JOHNSON, Justin	5-11	0-1	4-7	1	4	5	3	14	1	2	0	0	25
32	JOHNSON, Que	5-12	1-5	1-2	0	8	8	2	12	1	3	1	1	34
03	PARRIS, Damari	0-0	0-0	0-0	0	0	0	0	0	1	0	0	1	8
14	LAWSON, Ben	2-2	0-0	0-0	2	2	4	3	4	0	3	3	0	20
42	WATERS, Anton	1-3	0-0	0-0	1	1	2	1	2	0	2	0	1	6
43	LEAHY, Marty	0-0	0-0	0-0	0	1	1	1	0	0	0	0	0	7
Team		0		2		2		0		0		0		10
Totals		21-52	3-15	11-19	4	26	30	20	56	11	15	4	7	200

FG % 1st Half: 13-30 43.3% 2nd half: 8-22 36.4%
3FG % 1st Half: 1-8 12.5% 2nd half: 2-7 28.6%
FT % 1st Half: 3-7 42.9% 2nd half: 8-12 66.7%

Game: 21-52 40.4%
Game: 3-15 20.0%
Game: 11-19 57.9%

Deadball
Rebounds
5

Mizzou 59 • 4-3

#	Player	Total		3-Ptr		Rebounds		PF	TP	A	TO
---	--------	-------	--	-------	--	----------	--	----	----	---	----

GAME 9

Dec. 11, 2016
WKU 77
ISU 59

Official Basketball Box Score -- Game Totals -- Final Statistics
Western Kentucky vs Indiana State
12-11-16 4:32 pm (ET) at Hulman Center (Terre Haute, Ind.)

Western Kentucky 77 • 4-5

#	Player	Total		3-Ptr		Rebounds		PF	TP	A	TO	Blk	Stl	Min
		FG-FGA	FG-FGA	FT-FTA	FT-FTA	Off	Def							
01	HOWARD, Tobias	•	0-1	0-1	2-2	1	2	3	1	2	5	1	0	31
05	LOMOMBA, Junior	•	4-6	3-3	1-2	0	4	4	1	12	1	5	0	28
12	THOMAS, Pancake	•	7-13	2-4	6-8	0	3	3	1	22	1	1	0	35
23	JOHNSON, Justin	•	4-7	1-1	5-8	1	9	10	1	14	6	1	0	33
32	JOHNSON, Que	•	5-11	2-4	3-4	1	1	2	3	15	0	4	1	29
00	MCGHEE, Jabari		2-3	0-0	2-2	2	1	3	4	6	0	1	1	9
14	LAWSON, Ben		0-0	0-0	0-0	0	0	0	2	0	0	0	0	2
42	WATERS, Anton		3-6	0-1	0-3	2	8	10	1	6	0	1	1	23
43	LEAHY, Marty		0-0	0-0	0-0	0	0	0	1	0	0	0	0	10
Team						0	3	3						
Totals			25-47	8-14	19-29	7	31	38	15	77	13	14	3	200

FG % 1st Half: 13-25 52.0% 2nd half: 12-22 54.5% Game: 25-47 53.2% Deadball Rebounds 5
3FG % 1st Half: 6-8 75.0% 2nd half: 2-6 33.3% Game: 8-14 57.1%
FT % 1st Half: 3-4 75.0% 2nd half: 16-25 64.0% Game: 19-29 65.5%

Indiana State 59 • 5-5

#	Player	Total		3-Ptr		Rebounds		PF	TP	A	TO	Blk	Stl	Min
		FG-FGA	FG-FGA	FT-FTA	FT-FTA	Off	Def							
00	Clemons, Everett	•	3-4	0-0	0-1	0	5	5	2	6	2	0	0	30
04	Scott, Brenton	•	6-19	0-7	5-6	1	2	3	2	17	1	2	0	32
30	Van Scyoc, Matt	•	0-3	0-3	1-3	2	3	5	3	1	0	1	0	23
32	Paige, Laquarius	•	1-4	0-1	0-0	0	2	2	4	2	0	5	1	14
42	Bell, TJ	•	2-3	0-0	0-0	2	1	3	1	4	1	0	1	13
01	Ojinnaka, Demonte		0-2	0-1	0-0	1	0	1	1	0	0	0	0	6
02	Barnes, Jordan		1-3	0-2	0-0	0	2	2	1	2	2	2	0	15
03	Knight III, Trey		0-0	0-0	0-0	0	0	0	1	0	0	0	0	2
05	Kessinger, Bronson		0-0	0-0	0-0	0	0	0	0	0	0	0	0	5
12	Burnschoten, Niels		3-7	1-5	2-2	0	0	0	3	9	0	1	0	18
13	Franklin, Donovan		3-8	1-5	0-2	1	1	2	2	7	0	0	0	17
24	Murphy, Brandon		3-5	0-0	5-8	3	4	7	3	11	0	2	0	23
41	Rickman, Emondre		0-0	0-0	0-0	0	0	0	0	0	0	0	0	2
Team						2	0	2						
Totals			22-58	2-24	13-22	12	20	32	23	59	6	13	2	200

FG % 1st Half: 12-26 46.2% 2nd half: 10-32 31.3% Game: 22-58 37.9% Deadball Rebounds 2
3FG % 1st Half: 1-11 9.1% 2nd half: 1-13 7.7% Game: 2-24 8.3%
FT % 1st Half: 6-8 75.0% 2nd half: 7-14 50.0% Game: 13-22 59.1%

Officials: Don Dally, John Hampton, Bret Smith
Technical fouls: Western Kentucky-None. Indiana State-Scott, Brenton.
Attendance: 3345

Score by periods	1st	2nd	Total
Western Kentucky	35	42	77
Indiana State	31	28	59

Points	In	Off	2nd	Fast	Bench
WKU	22	13	6	0	12
INS	34	20	5	2	29

Last FG - WKU 2nd-02:39, INS 2nd-01:21.
Largest lead - WKU by 19 2nd-01:28, INS by 2 1st-19:50.
Score tied - 1 time.
Lead changed - 3 times.
WKU led for 36:54, INS led for 00:40. Game was tied for 02:24.

OVERALL SEASON STATISTICS

RECORD:	OVERALL	HOME	AWAY	NEUTRAL
ALL GAMES	4-5	3-0	1-4	0-1
CONFERENCE	0-0	0-0	0-0	0-0
NON-CONFERENCE	4-5	3-0	1-4	0-1

##	Player	gp-gs	min	avg	Total	fg%	3-Point	3fg%	F-Throw	ft%	Rebounds			avg	pf	dq	a	to	blk	stl	pts	avg
					fg-fga		3fg-fga		ft-fa		off	def	tot									
32	JOHNSON, Que	9-9	297	33.0	43-101	.426	19-51	.373	25-34	.735	5	42	47	5.2	21	0	10	22	4	13	130	14.4
23	JOHNSON, Justin	9-9	276	30.7	38-83	.458	7-14	.500	33-48	.688	18	62	80	8.9	16	0	18	14	7	2	116	12.9
12	THOMAS, Pancake	9-9	324	36.0	36-99	.364	14-41	.341	25-31	.806	5	23	28	3.1	9	0	17	13	0	9	111	12.3
05	LOMOMBA, Junior	9-9	270	30.0	19-56	.339	5-16	.313	28-36	.778	0	21	21	2.3	21	2	32	30	1	5	71	7.9
42	WATERS, Anton	9-0	158	17.6	26-50	.520	1-3	.333	10-21	.476	19	36	55	6.1	20	0	1	13	4	3	63	7.0
00	MCGHEE, Jabari	1-0	9	9.0	2-3	.667	0-0	.000	2-2	1.000	2	1	3	3.0	4	0	0	1	1	1	6	6.0
14	LAWSON, Ben	9-7	162	18.0	17-32	.531	0-1	.000	12-20	.600	9	26	35	3.9	16	0	0	11	20	2	46	5.1
01	HOWARD, Tobias	9-2	139	15.4	10-25	.400	5-15	.333	4-4	1.000	4	6	10	1.1	8	0	11	7	1	5	29	3.2
43	LEAHY, Marty	9-0	79	8.8	4-10	.400	3-6	.500	6-7	.857	2	7	9	1.0	10	0	1	4	0	2	17	1.9
03	PARRIS, Damari	7-0	76	10.9	4-19	.211	0-3	.000	2-2	1.000	2	5	7	1.0	8	0	7	7	0	3	10	1.4
15	MILLER, Tyler	5-0	7	1.4	0-0	.000	0-0	.000	0-0	.000	0	0	0	0.0	0	0	1	0	0	1	0	0.0
21	STAJKOVSKI, Marko	2-0	3	1.5	0-0	.000	0-0	.000	0-0	.000	0	1	1	0.5	0	0	0	0	0	0	0	0.0
Team											4	19	23				2					
Total.....		9	1800		199-478	.416	54-150	.360	147-205	.717	70	249	319	35.4	133	2	98	124	38	46	599	66.6
Opponents.....		9	1800		233-550	.424	80-227	.352	86-126	.683	91	242	333	37.0	174	-	114	111	29	60	632	70.2

TEAM STATISTICS

	WKU	OPP
SCORING	599	632
Points per game	66.6	70.2
Scoring margin	-3.7	-
FIELD GOALS-ATT	199-478	233-550
Field goal pct	.416	.424
3 POINT FG-ATT	54-150	80-227
3-point FG pct	.360	.352
3-pt FG made per game	6.0	8.9
FREE THROWS-ATT	147-205	86-126
Free throw pct	.717	.683
F-Throws made per game	16.3	9.6
REBOUNDS	319	333
Rebounds per game	35.4	37.0
Rebounding margin	-1.6	-
ASSISTS	98	114
Assists per game	10.9	12.7
TURNOVERS	124	111
Turnovers per game	13.8	12.3
Turnover margin	-1.4	-
Assist/turnover ratio	0.8	1.0
STEALS	46	60
Steals per game	5.1	6.7
BLOCKS	38	29
Blocks per game	4.2	3.2
ATTENDANCE	12126	35536
Home games-Avg/Game	3-4042	5-5144
Neutral site-Avg/Game	-	1-9815

Date	Opponent		Score	Att.
11/12/16	ALABAMA STATE	w	79-66	4149
11/16/16	JACKSONVILLE STATE	w	74-67	4226
11/19/16	at Belmont	L	69-90	3619
11/22/16	NORTH CAROLINA A&T	w	77-56	3751
11/25/16	vs Washington	L	47-86	9815
11/26/16	at UNLV	L	61-71	8810
11/30/16	at Eastern Kentucky	L	59-78	5400
12-3-16	at Mizzou	L	56-59	4547
12-11-16	at Indiana State	w	77-59	3345

* - Conference game

Score by Periods

	1st	2nd	Totals
WKU	295	304	599
Opponents	289	343	632

Official Box Score -- Game Totals -- Final Statistics
Western Kentucky vs. Saint Mary's (CA)
12/14/2016 7:00 p.m. at Moraga, CA

Western Kentucky 51 (4-6)

##	Player		Total		3-Ptr	FT-FTA	Rebounds			PF	TP	A	TO	Blk	Stl	Min
			FG-FGA	FG-FGA	FG-FGA		Off	Def	Tot							
01	Tobias Howard	*	2-4	1-3	2-2	1	3	4	1	7	2	1	0	0		22
05	Junior Lomomba	*	0-2	0-1	0-0	0	0	0	0	0	1	2	0	0		27
12	Pancake Thomas	*	2-8	0-3	0-0	1	3	4	1	4	0	1	0	1		29
23	Justin Johnson	*	4-10	2-3	1-2	1	5	6	1	11	2	3	0	0		27
32	Que Johnson	*	5-12	1-4	0-1	1	3	4	1	11	3	1	0	0		31
00	Jabari McGhee		0-2	0-0	1-2	0	1	1	1	1	0	0	0	1		10
03	Damari Parris		0-0	0-0	0-0	0	0	0	0	0	0	0	0	0		4
14	Ben Lawson		3-4	0-0	2-2	1	4	5	1	8	0	2	1	1		17
24	Willie Carmichael		0-1	0-1	2-2	0	2	2	0	2	0	1	0	0		4
42	Anton Waters		0-2	0-1	2-2	2	2	4	1	2	0	1	0	0		13
43	Marty Leahy		2-3	1-1	0-0	0	0	0	1	5	2	1	0	0		16
TEAM						1	0	1								
Totals			18-48	5-17	10-13	8	23	31	8	51	10	13	1	3		200

FG % 1st Half: 10-24 41.7% 2nd Half: 8-24 33.3% Game: 18-48 37.5% Deadball
 3FG % 1st Half: 2-5 40.0% 2nd Half: 3-12 25.0% Game: 5-17 29.4% Rebounds
 FT % 1st Half: 2-4 50.0% 2nd Half: 8-9 88.9% Game: 10-13 76.9% 1

#20 Saint Mary's (CA) 73 (8-1)

##	Player		Total		3-Ptr	FT-FTA	Rebounds			PF	TP	A	TO	Blk	Stl	Min
			FG-FGA	FG-FGA	FG-FGA		Off	Def	Tot							
24	Calvin Hermanson	F	2-4	0-1	1-1	0	2	2	1	5	0	1	0	2		29
21	Evan Fitzner	C	4-9	3-5	0-0	1	5	6	1	11	2	0	1	0		21
34	Jock Landale	C	7-13	0-1	1-3	5	8	13	2	15	1	4	0	1		22
03	Emmett Naar	G	6-9	2-2	0-0	0	2	2	0	14	6	0	0	0		31
25	Joe Rahon	G	0-3	0-2	0-0	1	0	1	2	0	10	1	0	1		30
00	Tanner Krebs		0-3	0-3	0-0	0	1	1	1	0	0	0	0	0		5
01	Jordan Hunter		1-2	0-0	0-0	0	2	2	1	2	0	1	0	1		6
02	Stefan Gonzalez		2-8	2-8	0-0	0	1	1	1	6	1	0	0	0		11
15	Dan Sheets		0-0	0-0	0-0	0	0	0	0	0	0	0	0	0		1
22	Dane Pineau		5-7	0-0	0-1	2	2	4	2	10	0	0	2	2		20
30	Jordan Ford		3-5	1-3	0-0	1	1	2	0	7	2	0	0	1		14
33	Kyle Clark		1-2	1-2	0-0	2	0	2	4	3	1	0	0	0		10
TEAM						1	0	1								
Totals			31-65	9-27	2-5	13	24	37	15	73	23	7	3	8		200

FG % 1st Half: 16-33 48.5% 2nd Half: 15-32 46.9% Game: 31-65 47.7% Deadball
 3FG % 1st Half: 5-13 38.5% 2nd Half: 4-14 28.6% Game: 9-27 33.3% Rebounds
 FT % 1st Half: 1-1 100.0% 2nd Half: 1-4 25.0% Game: 2-5 40.0% 1

Officials: Tony Padilla, Larry Spaulding, Chris Rastatter
 Technical Fouls: Western Kentucky-None. Saint Mary's (CA)-None.
 McKeon Pavilion, Moraga, CA Attendance: 2581

Score by Period	1st	2nd	Total
Western Kentucky	24	27	51
Saint Mary's (CA)	38	35	73

Points	In	Off	2nd	Fast	Bench
Paint	Paint	T/O	Chance	Break	
WKU	18	4	10	2	18
SMC	40	20	8	10	28

Last FG - WKU 2nd-00:10, SMC 2nd-01:07.

Largest lead - WKU None, SMC by 26 2nd-12:30

WKU led for 00:00. SMC led for 39:19. Game was tied for 00:41.

Score Tied - 0 times
 Lead Changed - 0 times

HILLTOPPER

B A S K E T B A L L

WKU Hilltoppers at No. 20 Saint Mary's Gaels

Postgame Notes

Dec. 14, 2016

McKeon Pavilion, Moraga, Calif.

FINAL SCORE: No. 20 Saint Mary's 73, WKU 51

RECORDS AND NOTABLES

- WKU falls to 4-6, while No. 20 Saint Mary's improves to 8-1.
- WKU drops to 35-97 all-time against ranked opponents.
- WKU is now 0-1 all-time against Saint Mary's. Head coach Rick Stansbury falls to 1-2 against the Gaels.
- Attendance was 2,581.
- **UP NEXT:** The Hilltoppers complete their seven-game, month-long road swing at Detroit Mercy at 1 p.m. (CT) Saturday in Detroit, Mich. The game will be broadcast by ESPN3.

TEAM NOTES

- WKU used the starting lineup of Junior Lomomba, Tobias Howard, Pancake Thomas, Que Johnson, and Justin Johnson for the third straight game. The Hilltoppers used the same starting lineup for the first seven games before making a switch at Missouri on Dec. 3.
- **KEY FIRST HALF RUN:** Saint Mary's scored the game's first seven points, including five from Evan Fitzner. His first 3-pointer made it 7-0 at the 17:37 mark.
 - WKU trimmed its double-digit deficit to five at one point and trailed 25-18 with 6:08 left in the half, but the Gaels used a 13-2 burst to pad their cushion before the break.
- **KEY SECOND HALF RUN:** After a Tobias Howard 3 made it 40-27 Saint Mary's less than a minute into the second half, the Gaels went on an 11-2 run over the next nearly six minutes to push their advantage to 51-29 with 13:57 remaining.
- Saint Mary's tallied 23 assists on 31 made baskets and shot 47.7 percent from the field.
- WKU has made a 3-pointer in 916 straight games dating back to March 15, 1987.

INDIVIDUAL NOTES

JUSTIN JOHNSON

- The junior Johnson scored 11 points with six rebounds and two assists, including two made 3-pointers. He has hit a 3-pointer in five games this year and is 9 of 17 from deep this season after making one 3-pointer combined in his first two seasons. He has three games with multiple 3s.

MARTY LEAHY

- The freshman Leahy scored five points in 16 minutes, his most points since scoring six against North Carolina A&T on Nov. 22.

TOBIAS HOWARD

- The freshman Howard had seven points with two assists and a career-high four rebounds.

BEN LAWSON

- The senior Lawson tallied eight points, five rebounds, a block and a steal in 17 reserve minutes.

QUE JOHNSON

- The senior Johnson scored 11 points with four rebounds and three assists, and has scored in double figures in every game this season.

WILLIE CARMICHAEL

- The redshirt sophomore Carmichael made his Hilltopper debut and registered two points and two rebounds in four second-half minutes.

Official Box Score -- Game Totals -- Final Statistics
Western Kentucky vs. Saint Mary's (CA)
12/14/2016 7:00 p.m. at Moraga, CA

Western Kentucky 51 (4-6)

##	Player		Total		3-Ptr	FT-FTA	Rebounds			PF	TP	A	TO	Blk	Stl	Min
			FG-FGA	FG-FGA	FG-FGA		Off	Def	Tot							
01	Tobias Howard	*	2-4	1-3	2-2	1	3	4	1	7	2	1	0	0		22
05	Junior Lomomba	*	0-2	0-1	0-0	0	0	0	0	0	1	2	0	0		27
12	Pancake Thomas	*	2-8	0-3	0-0	1	3	4	1	4	0	1	0	1		29
23	Justin Johnson	*	4-10	2-3	1-2	1	5	6	1	11	2	3	0	0		27
32	Que Johnson	*	5-12	1-4	0-1	1	3	4	1	11	3	1	0	0		31
00	Jabari McGhee		0-2	0-0	1-2	0	1	1	1	1	0	0	0	1		10
03	Damari Parris		0-0	0-0	0-0	0	0	0	0	0	0	0	0	0		4
14	Ben Lawson		3-4	0-0	2-2	1	4	5	1	8	0	2	1	1		17
24	Willie Carmichael		0-1	0-1	2-2	0	2	2	0	2	0	1	0	0		4
42	Anton Waters		0-2	0-1	2-2	2	2	4	1	2	0	1	0	0		13
43	Marty Leahy		2-3	1-1	0-0	0	0	0	1	5	2	1	0	0		16
TEAM						1	0	1								
Totals			18-48	5-17	10-13	8	23	31	8	51	10	13	1	3		200

FG % 1st Half: 10-24 41.7% 2nd Half: 8-24 33.3% Game: 18-48 37.5% Deadball
 3FG % 1st Half: 2-5 40.0% 2nd Half: 3-12 25.0% Game: 5-17 29.4% Rebounds
 FT % 1st Half: 2-4 50.0% 2nd Half: 8-9 88.9% Game: 10-13 76.9% 1

#20 Saint Mary's (CA) 73 (8-1)

##	Player		Total		3-Ptr	FT-FTA	Rebounds			PF	TP	A	TO	Blk	Stl	Min
			FG-FGA	FG-FGA	FG-FGA		Off	Def	Tot							
24	Calvin Hermanson	F	2-4	0-1	1-1	0	2	2	1	5	0	1	0	2		29
21	Evan Fitzner	C	4-9	3-5	0-0	1	5	6	1	11	2	0	1	0		21
34	Jock Landale	C	7-13	0-1	1-3	5	8	13	2	15	1	4	0	1		22
03	Emmett Naar	G	6-9	2-2	0-0	0	2	2	0	14	6	0	0	0		31
25	Joe Rahon	G	0-3	0-2	0-0	1	0	1	2	0	10	1	0	1		30
00	Tanner Krebs		0-3	0-3	0-0	0	1	1	1	0	0	0	0	0		5
01	Jordan Hunter		1-2	0-0	0-0	0	2	2	1	2	0	1	0	1		6
02	Stefan Gonzalez		2-8	2-8	0-0	0	1	1	1	6	1	0	0	0		11
15	Dan Sheets		0-0	0-0	0-0	0	0	0	0	0	0	0	0	0		1
22	Dane Pineau		5-7	0-0	0-1	2	2	4	2	10	0	0	2	2		20
30	Jordan Ford		3-5	1-3	0-0	1	1	2	0	7	2	0	0	1		14
33	Kyle Clark		1-2	1-2	0-0	2	0	2	4	3	1	0	0	0		10
TEAM						1	0	1								
Totals			31-65	9-27	2-5	13	24	37	15	73	23	7	3	8		200

FG % 1st Half: 16-33 48.5% 2nd Half: 15-32 46.9% Game: 31-65 47.7% Deadball
 3FG % 1st Half: 5-13 38.5% 2nd Half: 4-14 28.6% Game: 9-27 33.3% Rebounds
 FT % 1st Half: 1-1 100.0% 2nd Half: 1-4 25.0% Game: 2-5 40.0% 1

Officials: Tony Padilla, Larry Spaulding, Chris Rastatter
 Technical Fouls: Western Kentucky-None. Saint Mary's (CA)-None.
 McKeon Pavilion, Moraga, CA Attendance: 2581

Score by Period	1st	2nd	Total
Western Kentucky	24	27	51
Saint Mary's (CA)	38	35	73

Points	In	Off	2nd	Fast	Bench
Paint	Paint	T/O	Chance	Break	
WKU	18	4	10	2	18
SMC	40	20	8	10	28

Last FG - WKU 2nd-00:10, SMC 2nd-01:07.

Largest lead - WKU None, SMC by 26 2nd-12:30

WKU led for 00:00. SMC led for 39:19. Game was tied for 00:41.

Score Tied - 0 times
 Lead Changed - 0 times

WKU ATHLETIC COMMUNICATIONS / MEDIA RELATIONS

FOR IMMEDIATE RELEASE / December 16, 2016

Men's Basketball / Contact: Zach Greenwell, WKU Athletic Communications/Media Relations

WKU game notes are attached.

Detroit Mercy game notes — <http://goto.ps/2hPi2pX>

Conference USA notes — <http://goto.ps/2hBJ6WU>

HILLTOPPERS FINISH LONG ROAD SWING AT DETROIT MERCY

DETROIT — WKU Hilltopper Basketball completes its seven-game, month-long road swing at Detroit Mercy at 1 p.m. CT Saturday in Detroit.

The Hilltoppers (4-6) are coming off a 73-51 loss at No. 20 Saint Mary's, in which the Gaels tallied 23 assists on 31 made baskets. WKU hasn't played at home since Nov. 22.

WKU leads the all-time series against Detroit Mercy 2-1, including the Hilltoppers' 79-74 win in Bowling Green last year. The Titans (1-9) have lost nine straight games since an opening win over Adrian. They're led in scoring by Josh McFolley and Jaleel Hogan, who each average 13 points per game.

WKU head coach Rick Stansbury is 2-0 all-time against Detroit Mercy. WKU graduate senior guard Que Johnson will be playing just a few miles from his hometown of Pontiac, Mich.

GAME 11

WKU (4-6) at Detroit Mercy (1-9)

December 17, 2016 | 1 p.m. (CT)

Detroit, Mich. | Calihan Hall (7,917)

BROADCAST

Listen: [Hilltopper IMG Sports Network](#) (WKLX 100.7 FM flagship), [TuneIn Radio](#) (free) (Randy Lee, ppx | Hal Schmitt, analysis)

Watch: ESPN3 ([Watch ESPN](#))

Live Stats: [Detroit Mercy Live Stats](#)

QUICK SHOTS

- Starting Nov. 23, WKU will not play at home for almost a full calendar month. The Hilltoppers play seven straight games on the road or at neutral sites before returning to host Ohio on Dec. 21.
- WKU will travel more than 10,000 miles and play in six different states and three time zones on the road swing.
- This is the most consecutive games away from home for the Hilltoppers since 2007-08, when they played eight in a row away from the end of the regular season to the NCAA Tournament Sweet 16.
- This is the most consecutive regular season games away from home since playing seven straight away from Diddle Arena in the 2002-03 season.
- WKU will go 29 days between home games, the most since going 42 days between home contests from Dec. 11, 1999, to Jan. 22, 2000.
- WKU has made at least one 3-pointer in 916 consecutive games, dating back to March 15, 1987. The 3-point shot was instituted prior to the 1986-87 season.
- Junior Justin Johnson has made 9 of 17 shots from 3-point range this year after netting just one 3-pointer over his first two seasons.
- Graduate senior Pancake Thomas and graduate senior Junior Lomomba are a combined 53 of 67 from the free-throw line. WKU's guards are a combined 92 of 117 (.786) from the charity stripe.
- WKU has made more free throws (157) than its opponents have attempted (131). The Hilltoppers' 31 makes vs. North Carolina A&T were their most since netting 33 vs. Ball State on Feb. 22, 2003.
- Pancake Thomas is fourth in C-USA and is tied for 41st nationally at 35.3 minutes played per game.
- Graduate transfer seniors Que Johnson, Pancake Thomas and Junior Lomomba all reached the 100th career game milestone this season.
- Justin Johnson needs 217 points this season to become the 49th player in Hilltopper Basketball history to score 1,000 career points.
- Graduate senior Que Johnson needs 24 points to reach 1,000 for his career across his time at Washington State and WKU. Pancake Thomas needs 148 points to reach 1,000 for his career across his time at New Mexico, Hartford and WKU.
- Ben Lawson ranks fifth in WKU history with 149 career blocked shots. He's tied for 44th nationally in blocks per game (2.1).
- Head coach Rick Stansbury needs three more wins to reach 300 victories for his career.



@WKUBasketball /WKUBasketball

@wkubasketball WKUSports

WKUSports.com

WKU (4-6) AT DETROIT MERCY (1-9)

Saturday, Dec. 17 | 1 p.m. (CT) | Detroit, Mich.
Calihan Hall (7,917)

LISTEN Hilltopper IMG Sports Network, TuneIn
• Randy Lee (pxp), Hal Schmitt (analysis)
WATCH ESPN3 (Watch ESPN stream)
• Dan Leach, Earl Cureton

NOVEMBER (3-4)

1	Campbellsville (Ky.) (Exh.)	W, 87-79
5	Kentucky Wesleyan (Exh.)	W, 103-97 (2OT)
12	(1) Alabama State	W, 79-66
16	(1) Jacksonville State	W, 74-67
19	at Belmont	L, 90-69
22	North Carolina A&T	W, 77-56
25	(2) vs. Washington	L, 86-47
26	(2) at UNLV	L, 71-61
30	at Eastern Kentucky	L, 78-59

DECEMBER (1-2)

3	at Missouri	L, 59-56
11	at Indiana State	W, 77-59
14	at No. 20 Saint Mary's	L, 73-51
17	at Detroit Mercy	1 p.m.
21	Ohio	8 p.m.
28	Austin Peay	7 p.m.
31	at Florida Atlantic*	Noon

JANUARY (0-0)

2	at FIU*	6 p.m.
5	Charlotte*	7 p.m.
7	Old Dominion*	5 p.m.
12	at UAB*	7 p.m.
14	at Middle Tennessee*	7 p.m.
21	at Marshall*	5 p.m.
26	UTEP*	7 p.m.
28	UTSA*	3 p.m.

FEBRUARY (0-0)

2	at LA Tech*	7 p.m.
4	at Southern Miss*	4 p.m.
11	Marshall*	5 p.m.
16	Middle Tennessee*	8 p.m.
19	UAB*	1 p.m.
23	at Charlotte*	6 p.m.
25	at Old Dominion*	6 p.m.

MARCH (0-0)

2	North Texas*	7 p.m.
4	Rice*	7 p.m.
8-11	(3) vs. Conference USA Tournament	TBD
	(4) vs. NCAA Tournament	TBD

All times (CT) and subject to change

(*) Conference USA Game

(1) 2016 Global Sports Classic (campus sites)

(2) 2016 Global Sports Classic (Las Vegas, Nev.)

(3) Conference USA Tournament (BJCC, Birmingham, Ala.)

(4) Various Locations

HILLTOPPER

BASKETBALL

2016-17 GAME NOTES

MEDIA CONTACT: Zach Greenwell, Associate Director of Media Relations • zachary.greenwell@wku.edu • (270) 668-4716
SECONDARY CONTACT: Lance Dozier, Media Relations Assistant • lance.dozier962@topper.wku.edu • (507) 993-1898

THE TIP-OFF

WKU Hilltopper Basketball completes its seven-game, month-long road swing at Detroit Mercy at 1 p.m. CT Saturday in Detroit, Mich. The Hilltoppers (4-6) are coming off a 73-51 loss at No. 20 Saint Mary's, in which the Gaels tallied 23 assists on 31 made baskets. WKU hasn't played at home since Nov. 22.

WKU leads the all-time series against Detroit Mercy 2-1, including the Hilltoppers' 79-74 win in Bowling Green last year. The Titans (1-9) have lost nine straight games since an opening win over Adrian. They're led in scoring by Josh McFolley and Jaleel Hogan, who each average 13 points per game. WKU head coach Rick Stansbury is 2-0 all-time against Detroit Mercy. WKU graduate senior guard Que Johnson will be playing just a few miles from his hometown of Pontiac, Mich.

QUICK SHOTS

- Starting Nov. 23, WKU will not play at home for almost a full calendar month. The Hilltoppers play seven straight games on the road or at neutral sites before returning to host Ohio on Dec. 21.
- WKU will travel more than 10,000 miles and play in six different states and three time zones on the road swing.
- This is the most consecutive games away from home for the Hilltoppers since 2007-08, when they played eight in a row away from the end of the regular season to the NCAA Tournament Sweet 16.
- This is the most consecutive regular season games away from home since playing seven straight away from Diddle Arena in the 2002-03 season.
- WKU will go 29 days between home games, the most since going 42 days between home contests from Dec. 11, 1999, to Jan. 22, 2000.
- WKU has made at least one 3-pointer in 916 consecutive games, dating back to March 15, 1987. The 3-point shot was instituted prior to the 1986-87 season.
- Junior Justin Johnson has made 9 of 17 shots from 3-point range this year after netting just one 3-pointer over his first two seasons.
- Graduate senior Pancake Thomas and graduate senior Junior Lomomba are a combined 53 of 67 from the free-throw line. WKU's guards are a combined 92 of 117 (.786) from the charity stripe.
- WKU has made more free throws (157) than its opponents have attempted (131). The Hilltoppers' 31 makes vs. North Carolina A&T were their most since netting 33 vs. Ball State on Feb. 22, 2003.
- Pancake Thomas is fourth in C-USA and is tied for 41st nationally at 35.3 minutes played per game.
- Graduate transfer seniors Que Johnson, Pancake Thomas and Junior Lomomba all reached the 100th career game milestone this season.
- Justin Johnson needs 217 points this season to become the 49th player in Hilltopper Basketball history to score 1,000 career points.
- Graduate senior Que Johnson needs 24 points to reach 1,000 for his career across his time at Washington State and WKU. Pancake Thomas needs 148 points to reach 1,000 for his career across his time at New Mexico, Hartford and WKU.
- Ben Lawson ranks fifth in WKU history with 149 career blocked shots. He's tied for 44th nationally in blocks per game (2.1).
- Head coach Rick Stansbury needs three more wins to reach 300 victories for his career.

LAST GAME AGAINST DETROIT MERCY: DECEMBER 22, 2015

Aaron Cosby scored seven of his 17 points in the final 2:15 and Justin Johnson finished with 17 points and 12 rebounds to help WKU slip past Detroit 79-74 at E.A. Diddle Arena. Fredrick Edmond scored 14 on 7-of-9 shooting while Ben Lawson and Chris McNeal added 10 points apiece for WKU (7-5). Lawson had five blocked shots and McNeal had a career-high seven assists.

WKU HILLTOPPERS

Record	4-6 (0-0 C-USA)
Ranking	NR
NCAA RPI	240
Last Game	L, 73-51 at No. 20 Saint Mary's
Head Coach	Rick Stansbury
Career Record	297-172 (15th season)
Record at School	4-6 (First season)
Leading Scorer	Q. Johnson (14.1 ppg)
Leading Rebounder	J. Johnson (8.6 rpg)
Leading Assists	J. Lomomba (3.3 apg)

DETROIT MERCY TITANS

Record	1-9 (0-0 Horizon)
Ranking	NR
NCAA RPI	329
Last Game	L, 74-61 at Bowling Green
Head Coach	Bacari Alexander
Career Record	1-9 (First season)
Record at School	Same
Leading Scorer	J. McFolley/J. Hogan (13.0 ppg)
Leading Rebounder	C. Jenkins (6.6 rpg)
Leading Assists	D. Black (3.2 apg)

WORKING CREDENTIALS: To request credentials, please contact Zach Greenwell, Associate Director of Media Relations, or Lance Dozier, WKU Media Relations Assistant. All requests should be made as early as possible and should be limited to working press only. Space on the E.A. Diddle Arena press row is limited, and a media/photo work room is available on the ground level just off the arena floor for credentialed media members.

Credentials will be screened and issued on a priority basis, with national publications, daily newspapers, wire services, originating radio and television networks, television tape crews and student newspapers from WKU and the visiting school receiving top priority. Requests from weekly newspapers, internet publications and radio stations that cover WKU and the visiting team will be honored on a space-available basis. Requests for credentials will be reviewed on a case-by-case, year-by-year basis.

The Athletic Communications/Media Relations office has the final authority on whether any individuals from any organization will be issued media credentials. Space will also be made available to professional scouts. Complimentary tickets are not provided to media. Spouses, dates, equipment carriers and non-working members of the media are restricted from press row, sidelines and interview areas.

MEDIA WILL CALL: Credentials may be picked up on gameday at Media Will Call at Entrance 2 of E.A. Diddle Arena. Please be mindful that parking is done by a list and parking passes will not be issued, so please request parking at the same time.

PHOTOGRAPHERS: Credentials for photographers will be issued on the basis of circulation, with priority granted to agencies covering the participating schools on a regular basis. Credentials will not be issued to freelance photographers unless they are employed by a reputable publication or the media relations office of the participating schools. Per NCAA rule, images or likeness of current student-athletes may not be sold, distributed or used for commercial purposes.

RADIO COVERAGE: Radio broadcast permission must be obtained in advance, along with press row reservations, from Zach Greenwell. WKU maintains

courtesy phone lines for schools who can provide reciprocal arrangements for the Hilltopper IMG Sports Network. Other arrangements for installation of broadcast lines, including ISDN lines, should be made well in advance with Greenwell and WKU Telecommunications.

BASELINE AREAS: Access to the baselines is reserved for photographers/videographers. When on the baselines, media must remain outside the team bench areas. This includes during pregame activities. With rare exceptions, a seat on press row will not be issued to media members shooting from the baselines, since a media/photo work room is easily accessible.

RECRUITS: Per NCAA rule, media are not permitted to have contact with a prospect or family members of a prospect during their visit (official or unofficial) to campus, including prospects in attendance at practice or games. Contact includes in-person conversations, phone calls, text messages, emails, social media, etc. Media are also asked to make every effort to keep distance from prospects on campus, including at practice, during pre-game activities on the sidelines and in the stands.

GAMEDAY SERVICES: Members of the media covering the game will be provided with pregame notes for both teams, a media guide and a flipcard. Statistics will be handed out at each media timeout, and a running play-by-play will also be provided following the game. WKU offers live stats for media members through StatBroadcast. Approximately 15 minutes following the completion of the game, a final statistical book will be available. The first run of books will be given directly to the visiting SID to allow for easy departure.

POSTGAME INTERVIEWS: For home games, head coach Rick Stansbury and select players will hold a postgame news conference with the media in the Paul Just Media Center at E.A. Diddle Arena. WKU Athletic Communications/Media Relations representatives will be available to assist in postgame interviews. Interviews with the visiting team can be coordinated with the visiting SID, unless it is predetermined that the visiting team will also come to the media room.

WEEKLY PRESS CONFERENCE: Head coach Rick Stansbury holds a press conference for credentialed media during the week when the team schedule allows, usually on a weekly basis. Select players may also be available at the weekly press conference.

CURRENT WKU STREAKS	
All Games	L1
Last Win: 12/11/16 at Indiana State	
At E.A. Diddle Arena	W6
Last Loss: 02/18/16 vs. Old Dominion	
On the Road	L1
Last Win: 12/11/16 at Indiana State	
Neutral Sites	L2
Last Win: 03/10/16 vs. UAB	
vs. Ranked Opponents	L3
Last Win: 01/10/15 vs. #25 Old Dominion	
Nonconference (Home)	W12
Last Loss: 12/20/14 vs. #4 Louisville	
Nonconference (Road/Neutral)	L1
Last Win: 12/11/16 at Indiana State	
Conference USA	W2
Last Loss: 02/27/16 at UAB	
Conference USA (Home)	W3
Last Loss: 02/18/16 vs. Old Dominion	
Conference USA (Road)	L1
Last Win: 02/25/16 at Middle Tennessee	
Games Allowing 75 or Fewer Points	3
Last Miss: 11/30/16 at Eastern Kentucky (78)	
Games with a 15-Point Scorer	0
Last Time: 12/11/16 at Indiana State	
Games with an Even/Pos. Assist-to-TO Ratio	0
Last Time: 11/26/16 at UNLV	
Games with a 3-Point FG	916
Last Miss: 03/13/87 vs. West Virginia	
When Scoring 80+ Points	W3
Last Loss: 02/13/16 vs. Marshall (93, OT)	
When Scoring 90+ Points	W1
Last Loss: 02/13/16 vs. Marshall (93, OT)	
When Scoring 100+ Points	W4
Last Loss: 01/29/04 vs. La.-Lafayette (110-102)	

2016-17 C-USA STANDINGS

	[---C-USA---]		[--Overall--]	
	W-L	PCT	W-L	PCT
1. Middle Tenn.	0-0	.000	10-1	.909
2. Rice	0-0	.000	8-2	.800
3. Charlotte	0-0	.000	6-3	.667
Marshall	0-0	.000	6-3	.667
5. LA Tech	0-0	.000	6-4	.600
6. North Texas	0-0	.000	5-4	.556
Old Dominion	0-0	.000	5-4	.556
8. UAB	0-0	.000	5-5	.500
9. WKU	0-0	.000	4-6	.400
10. Florida Atlantic	0-0	.000	3-5	.375
Southern Miss	0-0	.000	3-5	.375
12. UTSA	0-0	.000	3-7	.300
13. FIU	0-0	.000	3-8	.273
14. UTEP	0-0	.000	2-6	.250

2016-17 C-USA PRESEASON

ALL-CONFERENCE USA TEAM

Erik McCree, LA Tech (Senior, F)
 Jon Elmore, Marshall (Junior, G)
 Ryan Taylor, Marshall (Senior, F)
 Giddy Potts, Middle Tennessee (Junior, G)
 Reggie Upshaw Jr., Middle Tennessee (Senior, F)
 Jeremy Combs, North Texas (Junior, F)
 Marcus Evans, Rice (Sophomore, G)
 Chris Cokley, UAB (Junior, F)
 William Lee, UAB (Junior, F)
Justin Johnson, WKU (Junior, F)

COACHES POLL (first-place votes)

1. UAB (10)	5. ODU	9. Rice	13. USM
2. MT (4)	6. UTEP	10. North Texas	14. UTSA
3. WKU	7. LA Tech	11. FIU	
4. Marshall	8. Charlotte	12. Florida Atlantic	

WKU IN 2016-17 C-USA STATISTICS

CATEGORY	TEAM	PLAYERS
Scoring Offense	12th (65.0)	Q. Johnson (16th, 14.1)
Scoring Defense	7th (70.5)	--
Scoring Margin	13th (-5.5)	--
Free Throw %	6th (.720)	Thomas (9th, .806)
Field Goal %	11th (.413)	N/A
FG% Defense	9th (.429)	--
3-Point FG%	7th (.353)	Q. Johnson (11th, .364)
3-Point FG Made	8th (5.9)	Q. Johnson (t-11th, 2.0)
3-Pt. FG% Defense	8th (.350)	--
Reb. Offense	11th (35.0)	J. Johnson (t-4th, 8.6)
Reb. Defense	9th (37.0)	--
Reb. Margin	12th (-2.0)	--
Offensive Rebs.	14th (7.8)	Waters (t-9th, 2.1)
Defensive Rebs.	5th (27.2)	J. Johnson (4th, 6.7)
Blocked Shots	7th (3.9)	Lawson (t-3rd, 2.1)
Assists	12th (10.8)	Lomomba (t-13th, 3.3)
Steals	13th (4.9)	Q. Johnson (t-11th, 1.3)
TO Margin	11th (-1.9)	--
A/TO Ratio	10th (0.79)	Lomomba (17th, 1.0)
Minutes Played	--	Thomas (4th, 35.3)

TEAM ROSTER

NO	NAME	POS	HT	WT	YR	EXP	HOMETOWN (PREVIOUS SCHOOL)
00	Jabari McGhee	F	6-7	205	r-So.	TR	Albany, Ga. (Univ. of Tennessee)
1	Tobias Howard	G	6-2	185	Fr.	HS	Lithonia, Ga. (DME Academy)
3	Damari Parris	G	6-0	160	Fr.	HS	Bowie, Md. (Evelyn Mack Academy)
5	Junior Lomomba	G	6-5	205	r-Sr.	TR	Montreal, Quebec (Providence)
12	Pancake Thomas	G	6-4	195	r-Sr.	FR	Baton Rouge, La. (Hartford)
14	Ben Lawson	F	7-1	235	Sr.	3L	Hitchin, England (Oaklands College)
15	Tyler Miller	G	6-4	185	Jr.	TR	Louisville, Ky. (Marshalltown Community College)
21	Marko Stajkovski	G	6-7	195	Fr.	HS	Novi Sad, Serbia (E-Gimnazija Novi Sad)
23	Justin Johnson	F	6-7	240	Jr.	2L	Hazard, Ky. (Perry County Central HS)
24	Willie Carmichael	F	6-8	210	r-So.	TR	Apopka, Fla. (Univ. of Tennessee)
32	Que Johnson	G	6-6	205	r-Sr.	TR	Pontiac, Mich. (Washington State)
42	Anton Waters	F	6-7	245	Sr.	1L	Baltimore, Md. (Gulf Coast State College)
43	Marty Leahy	G	6-5	210	Fr.	HS	Brisbane, Australia (Ipswich Grammar)
	Lamonte Bearden	G	6-3	160	Jr.	TR	Milwaukee, Wis. (University at Buffalo)

PRONUNCIATION GUIDE

NAME	PRONUNCIATION
Marty Leahy	LAY
Junior Lomomba	luh-MOM-buh
Jabari McGhee	juh-BAR-ee
Damari Parris	duh-MAR-ee
Marko Stajkovski	sty-CAHV-ski
Anton Waters	ann-TAWN
Shammond Williams	shuh-MOND
Quannas White	kuh-WAHN-us

COACHING AND SUPPORT STAFF

POSITION	NAME	ALMA MATER (YEAR)	YEAR IN ROLE
Head Coach	Rick Stansbury	Campbellsville (1981)	First Season
Assistant Coach	Chris Cheeks	VCU (1990)	First Season
Assistant Coach	Shammond Williams	North Carolina (1998)	First Season
Assistant Coach	Quannas White	Oklahoma (2003)	First Season
Director of Basketball Operations	Talvis Franklin	Mississippi State (2007)	First Season
Associate Director of Basketball Ops	Martin Cross	WKU (2015)	First Season
Video Coordinator	Mark Martin	Texas A&M (2012)	First Season
Academic Coordinator	William Monts	Clemson (2006)	First Season
Graduate Assistant Manager	Ben Hansbrough	Notre Dame (2011)	First Season
Strength and Conditioning Coach	Duane Hall	WKU (1996)	Third Season
Athletic Trainer	Mike Gaddie	Murray State (1992)	17th Season
Program Manager	Erien Watson	Mississippi State (2009)	First Season



Head Coach
Rick Stansbury



Assistant Coach
Chris Cheeks



Assistant Coach
Shammond Williams




Assistant Coach
Quannas White



Director of Ops
Talvis Franklin



Assoc. Dir. of Ops
Martin Cross



Video Coordinator
Mark Martin




Academic Coord.
William Monts



Grad. Ast. Manager
Ben Hansbrough



Strength Coach
Duane Hall



Athletic Trainer
Mike Gaddie



Program Manager
Erien Watson

THE LAST TIME OUT

MORAGA, Calif. (AP) — Jock Landale had 15 points and 13 rebounds and the 20th-ranked Gaels jumped to a quick lead they never relinquished to beat Western Kentucky 73-51. Justin Johnson and Que Johnson each scored 11 points to lead Western Kentucky (4-6). The Hilltoppers shot 37.5 percent and 5 of 17 from 3-point range to lose for the fifth time in six games. Saint Mary's guard Joe Rahon limped off with a right leg injury with 4:37 left before halftime then returned just before intermission and wound up matching his career high with 10 assists. In the first meeting between the programs, Saint Mary's jumped to a 7-0 lead in the opening 2:27 and 12-2 then never looked back.

NOTES ON THE PROGRAM

BOUND FOR THE BAHAMAS

The Hilltoppers will be part of the eight-team field for the 2017 Battle 4 Atlantis, which was announced in November during the championship game for this year's event. 2016 national champion Villanova, Arizona, Purdue, North Carolina State, Tennessee, SMU and Northern Iowa join WKU in the star-studded field. The eight teams in the field have won a combined five national championships and reached a combined 16 Final Fours, as well as a combined 76 Sweet Sixteen berths. WKU, Arizona, Villanova, Purdue and NC State are all within the top 26 in NCAA history for all-time wins.

WKU PICKS UP THREE PIECES IN TOP-25 SIGNING CLASS

The Hilltoppers added three standout prospects during the early signing period, giving WKU a consensus top-15 signing class. WKU received national letters of intent from five-star center Mitchell Robinson, four-star guard Josh Anderson and three-star guard Taveion Hollingsworth. The newest Hilltoppers give WKU its first top-25 signing class in the modern era. With the trio, the Hilltoppers' haul is currently ranked eighth by Rivals, 11th by Scout, and 15th by 247Sports.

TOPS SIGN ELITE BIG MAN ROBINSON

WKU put the cherry on top of its early signing haul with the signing of five-star prospect Mitchell Robinson (7-0, Center). Robinson, out of Chalmette (La.) High School, is far and away the highest-ranked signee for the Hilltoppers since the beginning of the modern recruiting services. The big man is a consensus five-star recruit across all outlets and is ranked as the No. 6 prospect nationally in the 2017 class by 247Sports, Rivals and Scout. Robinson is also the highest-ranked recruit ever signed by head coach Rick Stansbury, who produced five top-20 signing classes in a nine-year stretch during his 14-year tenure at the helm at Mississippi State. Robinson heads to WKU with a reputation as a defensive force. He averaged 20.9 points, 13.6 rebounds, 8.1 blocks and 2.0 steals per game last season as a junior for Chalmette High School while shooting 69 percent from the floor.

HILLTOPPERS LAND FOUR-STAR GUARD ANDERSON

The Hilltoppers added to their 2017 recruiting haul with the signing of four-star prospect Josh Anderson (6-4, Guard) to a national letter of intent in the 2017 recruiting class. Anderson, out of Madison Prep Academy in Baton Rouge, La., is a consensus four-star recruit across all outlets and is ranked as the No. 43 player nationally in the 2017 class by Rivals, No. 50 by Scout and No. 52 by 247Sports. Anderson helped Madison Prep to its third state championship in four years last season. He averaged 18.1 points, 5.8 assists and 4.6 rebounds per game as a junior as Madison Prep won its second straight title and appeared in its third straight state championship game.

WKU ADDS BLUEGRASS-BORN HOLLINGSWORTH

The Hilltoppers hauled in their first piece in the 2017 recruiting class in the early signing period with the addition of three-star prospect Taveion Hollingsworth (6-2, Guard) via national letter of intent. Hollingsworth, an in-state product out of Paul Laurence Dunbar High School in Lexington, is a consensus three-star recruit across all outlets and is a front-runner for Kentucky's 2017 Mr. Basketball award. A proven winner with Bluegrass roots, Hollingsworth was named the KHSAA Sweet 16 MVP last year while leading Dunbar to a 33-6 record and its first state title.

NEW-LOOK ROSTER

WKU's 2016-17 roster, which has nine newcomers, represents seven states – Florida, Georgia, Kentucky, Louisiana, Maryland, Michigan and Wisconsin – as well

as four other countries – Australia, Canada, England and Serbia. With many new faces on the roster, WKU returns 31 percent of its scoring, 39 percent of its rebounding and 14 percent of its assists from the 2015-16 campaign.

POSTSEASON PLAY

WKU has advanced to the semifinals of its league tournament in 11 of the last 12 seasons, including a run to the 2016 Conference USA Tournament semifinals. The team is 21-5 with four championships in the last nine conference tournaments overall. WKU's 23 NCAA Tournament appearances are six more than the next closest Conference USA school (UTEP, 17), and one more than the eight league schools with the fewest appearances combined (LA Tech, 5; Marshall, 5; Rice, 4; North Texas, 3; Southern Miss, 3; FIU, 1; Florida Atlantic, 1; UTSA, 0).

PROGRAM PRESTIGE

Entering 2016-17, WKU ranks third in NCAA history in regular-season league titles (42), ninth in all-time winning percentage (.663) and is tied for 16th in all-time victories (1,737). WKU, Middle Tennessee and LA Tech are the only schools in Conference USA to win 20 or more games in at least three of the last four seasons. WKU's 43 20-win seasons are the seventh-most in NCAA history.

FRIENDLY CONFINES

WKU is 52-15 (.776) at E.A. Diddle Arena over the last four-plus seasons after going 27-17 (.614) in the three seasons prior. The Hilltoppers are 576-162 all-time at Diddle Arena for a .780 winning percentage.

CONFERENCE USA PRESEASON

Justin Johnson was named to the 2016-17 Conference USA Men's Basketball Preseason All-Conference Team, while WKU was picked to finish third in the league. Johnson, a 6-foot-7 junior forward from Hazard, Ky., is WKU's first preseason all-conference selection since George Fant and T.J. Price both made the list in the Hilltoppers' inaugural season in C-USA in 2014-15. Third is the highest the Hilltoppers have been picked to finish as a team since they joined C-USA, and it's their highest projection overall since being tabbed to win the Sun Belt Conference before the 2013-14 campaign.

SHUTTING DOWN THE SYCAMORES

In games where the opponent shot 20-plus 3s, WKU has never held a foe to a lower 3-point percentage than it did at Indiana State (8.3 percent) on Dec. 11, 2016. It was the lowest 3-point percentage for a WKU opponent since Kansas went 0-for-6 from deep in the 2013 NCAA Tournament.

NOTES ON THE HILLTOPPERS

JUSTIN JOHNSON'S GOOD WORKS

Junior forward Justin Johnson was named a 2017 Allstate NABC Good Works Team nominee in November. The Allstate NABC Good Works Team recognizes players at all levels of college basketball whose charitable involvement and altruistic acts stand out amongst all other student-athletes participating in the sport. Johnson, a Hazard, Ky., native, has been active in the community since he arrived on The Hill. The standout post player has made mission trips to China and Belize the last two summers with the Sports Reach program, and he's also volunteered at Bowling Green Retirement Village and the Boys & Girls Club.

JUNIOR LOMOMBA ON POINT

Graduate senior Junior Lomomba continued to settle into his new role as a point guard with a career-high seven assists in WKU's victory over Jacksonville State. Lomomba's 29 points in the preseason win over KWC were the most by a Hilltopper in an exhibition since Juan Pattillo scored 31 against Campbellsville on Nov. 5, 2010.

ANTON WATERS STEPS UP

With depth sorely needed in the post, senior forward Anton Waters has stepped up for the Hilltoppers. Waters has matched or set a new career high for rebounds four times this season, including 10 boards against Washington and Indiana State. He's averaging 6.5 points and 5.9 rebounds per outing.

BEN LAWSON'S BLOCK PARTY

Senior forward Ben Lawson ranks fifth in WKU history with 149 career blocked shots. His 66 blocks in 2015-16 were the seventh-most in a season in Hilltopper history. Lawson joins Jeremy Evans, Elgrace Wilborn and Chris Marcus as Hilltoppers with at least 50 blocks in multiple seasons.

GRADUATE TRANSFERS

On a team in need of backcourt help, graduate transfer guards Que Johnson (Washington State), Junior Lomomba (Providence) and Pancake Thomas (Hartford) will provide valuable experience this year. The trio had played in 281 combined games and scored a combined 1,954 points over their college careers, while Lomomba helped the Friars to the NCAA Tournament the last two seasons. Thomas reached the NCAA Tournament in his first two seasons at New Mexico before transferring to Hartford.

TENNESSEE TRANSFERS

WKU adds the services of two transfers from the University of Tennessee, forwards Willie Carmichael and Jabari McGhee. Both players made their Hilltopper debuts in December. Carmichael, who played in all 32 UT games as a freshman in 2014-15 and averaged three points and 2.3 rebounds in 14.8 minutes per game, saw his first action at No. 20 Saint Mary's. McGhee debuted at Indiana State.

LAMONTE BEARDEN

Buffalo transfer guard Lamonte Bearden will sit out this season, but he also offers WKU postseason experience. Bearden was a starter on the Bulls' NCAA Tournament teams the last two seasons.

NOTES ON THE COACHING STAFF

STANSBURY BACK AT THE HELM

Among the 40-plus Division I men's basketball coaching hires over the offseason, Rick Stansbury ranked fifth with 293 career Division I wins. Among those new Division I hires across the country, Stansbury was also tied for fifth in NCAA Tournament appearances with six.

HOME-COURT ADVANTAGE

Stansbury's teams have been outstanding on their own turf, boasting a winning percentage at home of better than 80 percent during his 15 seasons at the helm at Mississippi State and WKU.

TOURNAMENT TIME

In Stansbury's 30 previous seasons as a head coach or assistant coach, his teams have gone to the postseason 18 times, with top-five seeds in the NCAA Tournament six times. The Bulldogs reached the postseason 11 times in Stansbury's 14 seasons as a head coach at Mississippi State.

CHAMPIONSHIP MINDSET

During Stansbury's final 10 years leading Mississippi State, only Kentucky won more SEC championships than his eight, and over his entire 14-year run at the helm, only Kentucky and Florida won more games. His 293 career victories are the 10th-most in SEC history.

ACADEMIC SUCCESS

During Stansbury's time as a head coach at Mississippi State, only Vanderbilt had a higher graduation rate in the SEC, and the Bulldogs were third in the SEC with 41 academic honorees in 14 years.

FILLING THE STANDS

Of the top 30 games for attendance in MSU history, 26 came during Stansbury's run as head coach, including all of the top 10.

FAMILY TRADITION

Stansbury's connection to The Hill goes back well before his hiring as head coach to his great uncle, Edgar B. Stansbury, a 1994 WKU Athletics Hall of Famer as a three-sport athlete (baseball, basketball, football), football assistant coach under W.L. "Gander" Terry, and Director of Athletics in 1946 after serving his country in World War II. The concourse inside E.A. Diddle Arena is named in E.B. Stansbury's honor.

QUICK START

Rick Stansbury is the first Hilltopper coach to start his first season 2-0 since Murray Arnold in the 1986-87 campaign, and just the third since 1922, joining Arnold and E.A. Diddle.

ASSISTANTS' WINNING PEDIGREE

WKU's three assistants – Chris Cheeks (VCU), Shammond Williams (North Carolina) and Quannas White (Oklahoma) – reached a combined four Final Fours and scored 3,286 career points between them at the Division I level as players.

NOTES ON THE SCHEDULE

CONFERENCE USA SLATE

Home games against six of the top seven finishers in C-USA last season highlight the conference slate. The Hilltoppers will play home-and-home series with four of the top five finishers in C-USA last season – UAB, Middle Tennessee, Old Dominion and Marshall. The 18-game conference slate also includes a home-and-home series with Charlotte and single games against the other eight teams in the league.

NONCONFERENCE SCHEDULE

WKU welcomes Austin Peay, Ohio, North Carolina A&T, Alabama State and Jacksonville State to E.A. Diddle Arena in nonconference contests as the program enters a new era under Rick Stansbury. The Hilltoppers will be well-tested on the road with trips to regional rivals Belmont, Eastern Kentucky and Indiana State, as well as Saint Mary's (Calif.), Detroit Mercy and SEC foe Missouri. They will also play two games in the Global Sports Classic in Las Vegas, starting against Washington on the day after Thanksgiving. The Hilltoppers will then square off with either UNLV or TCU.

NUMBERS OF NOTE

WINS AGAINST RANKED TEAMS SINCE 1985-86

WKU has notched 11 wins against ranked opponents since the 1985-86 season, with three at E.A. Diddle Arena, three on the road and five at neutral sites.

WKU's Wins Against Ranked Opponents since 1985-86

- 12/07/85: (W) 71-58 vs. #19 Auburn at E.A. Diddle Arena
- 01/16/86: (W) 75-72 (OT) at #12 UAB
- 01/25/86: (W) 81-75 vs. #18 UAB at E.A. Diddle Arena
- 02/16/93: (W) 78-77 at #22 Louisville
- 03/08/93: (W) 72-63 vs. #13 New Orleans in SBC Tourn. in Biloxi, Miss.
- 03/20/93: (W) 72-68 vs. #6 Seton Hall in NCAA Tourn. in Orlando, Fla.
- 11/15/01: (W) 64-52 at #4 Kentucky
- 03/21/08: (W) 101-99 (OT) vs. #14 Drake in NCAA Tourn. in Tampa, Fla.
- 11/30/08: (W) 68-54 vs. #3 Louisville in Nashville, Tenn.
- 12/11/09: (W) 76-69 vs. #24 Vanderbilt in Nashville, Tenn.
- 01/10/15: (W) 72-65 vs. #25 Old Dominion at E.A. Diddle Arena

TOP E.A. DIDDLE ARENA ATTENDANCES SINCE 2002-03

Since the 2002-03 season, after E.A. Diddle Arena underwent its renovation to its current capacity of 7,326, the Hilltoppers have played in front of 16 home crowds of at least 7,000 people. A standing room only crowd of 7,598 was on-hand on Dec. 20, 2014, to see WKU face No. 4 Louisville, which became the largest non-conference crowd since the renovation, and 7,119 were at E.A. Diddle Arena for Senior Night on Feb. 28, 2015.

Games of At Least 7,000 at E.A. Diddle Arena since Capacity Went to 7,326

1. 8,118 - 03/11/03 - W, 64-52 vs. Middle Tennessee - SBC Tournament
2. 7,718 - 02/21/08 - L, 69-64 vs. South Alabama
3. 7,598 - 12/20/14 - L, 76-67 vs. #4 Louisville
4. 7,523 - 12/30/13 - L, 79-74 vs. Ole Miss
5. 7,412 - 03/01/03 - W, 89-75 vs. Middle Tennessee
6. 7,336 - 11/26/05 - L, 69-65 vs. Georgia
7. 7,328 - 11/29/03 - L, 81-75 vs. Mississippi State
8. 7,326 - 01/26/06 - W, 94-81 vs. Louisiana-Lafayette
- 7,326 - 02/18/06 - W, 79-58 vs. Northern Arizona
- 7,326 - 02/25/06 - W, 80-65 vs. FIU
- 7,326 - 12/22/10 - L, 114-82 vs. #25 Louisville
- 7,326 - 02/25/12 - W, 73-67 vs. Middle Tennessee
- 7,326 - 03/02/13 - L, 70-62 vs. Middle Tennessee
14. 7,119 - 02/28/15 - W, 77-61 vs. FIU
15. 7,117 - 02/21/09 - W, 79-66 vs. FIU
16. 7,089 - 12/09/06 - L, 75-70 vs. Southern Illinois
17. 7,086 - 12/02/08 - W, 67-63 vs. Georgia

MISCELLANEOUS STATS

10+ POINT GAMES

	2016-17	CAREER (WKU)
Que Johnson	10	10
Justin Johnson	8	38
Pancake Thomas	6	6
Junior Lomomba	3	3
Anton Waters	2	5
Ben Lawson	1	11

20+ POINT GAMES

Pancake Thomas	1	1
Justin Johnson	0	7

10+ REBOUND GAMES

Justin Johnson	5	15
Anton Waters	2	2
Ben Lawson	0	3

DOUBLE-DOUBLES

Justin Johnson	4	14
Anton Waters	1	1

GAMES LED WKU IN SCORING

Justin Johnson	5	19
Que Johnson	5	5
Pancake Thomas	1	1

GAMES LED WKU IN REBOUNDING

Justin Johnson	8	32
Que Johnson	2	2
Ben Lawson	0	6
Anton Waters	1	3

GAMES LED WKU IN ASSISTS

Junior Lomomba	5	5
Justin Johnson	2	5
Pancake Thomas	2	2
Que Johnson	2	2
Damari Parris	1	1
Ben Lawson	0	1

GAMES LED WKU IN BLOCKED SHOTS

Ben Lawson	9	58
Justin Johnson	3	15
Que Johnson	3	3
Anton Waters	2	7
Junior Lomomba	1	1
Jabari McGhee	1	1

GAMES LED WKU IN STEALS

Que Johnson	5	5
Pancake Thomas	5	5
Ben Lawson	1	9
Jabari McGhee	1	1
Damari Parris	1	1
Marty Leahy	1	1
Tyler Miller	1	1
Tobias Howard	1	1
Justin Johnson	0	11
Anton Waters	0	1

WKU BY SITUATION

CATEGORY	2013-14	2014-15	2015-16	2016-17	ALL
All games	20-12	20-12	18-16	4-6	62-46
Conference games	12-6	12-6	8-10	0-0	32-22
Nonconference games	8-6	8-6	10-6	4-6	30-24
Home	13-4	13-3	12-4	3-0	41-11
Away	7-7	5-8	3-9	1-5	16-29
Neutral site	0-1	2-1	3-3	0-1	5-6
Televised games	16-10	17-10	13-14	3-2	49-36
vs. Ranked opponents	0-2	1-1	0-2	0-1	1-6
vs. Unranked opponents	20-10	19-11	18-14	4-5	61-40
Winning the tip	8-3	8-6	12-7	3-3	31-19
Losing the tip	12-9	12-6	6-9	1-3	31-27
Scoring first	12-4	10-8	15-10	2-1	39-23
Opponent scores first	8-8	10-4	3-6	2-5	23-23
Leading at halftime	15-2	14-2	14-5	3-1	46-10
Trailing at halftime	4-10	3-9	4-10	0-5	11-34
Tied at halftime	1-0	3-1	0-1	1-0	5-2
Leading with 5:00 to play	14-2	15-2	17-6	4-0	50-10
Trailing with 5:00 to play	6-10	2-10	1-10	0-6	9-36
Tied with 5:00 to play	0-0	3-0	0-0	0-0	3-0
In overtime	1-1	3-0	2-3	0-0	6-4
Games decided by ≤3 pts.	6-1	3-3	2-5	0-1	11-10
Games decided by 4-10 pts.	10-6	10-5	9-6	1-1	30-18
Games decided by 11+ pts.	4-5	7-4	7-5	3-4	21-18
Shooting 50% or higher	4-1	2-1	10-1	1-0	17-3
Shooting 40-49%	13-2	15-6	7-11	3-3	38-21
Shooting less than 40%	3-9	3-5	1-4	0-3	7-21
Opp. shooting 50% or higher	2-3	0-3	2-9	0-1	4-16
Opp. shooting 40-49%	12-7	10-7	9-6	2-3	33-23
Opp. shooting less than 40%	6-2	10-2	7-1	2-2	25-7
Make more 3FG than opp.	11-9	14-4	4-4	2-0	31-17
Make fewer 3FG than opp.	7-3	4-4	8-12	1-6	20-25
3FG made are even	2-0	2-4	6-0	1-0	11-4
Attempt more FT than opp.	14-3	14-2	13-11	4-4	66-26
Attempt fewer FT than opp.	6-8	4-9	5-5	0-2	23-38
FT attempts are even	0-1	2-1	0-0	0-0	4-5
More rebounds than opp.	16-6	14-5	16-11	4-0	45-22
Fewer rebounds than opp.	2-5	5-7	2-5	0-5	9-22
Rebounds are even	2-1	1-0	0-0	0-1	3-2
More assists than opp.	11-4	18-3	13-1	3-1	45-9
Fewer assists than opp.	7-6	2-9	3-14	1-5	13-34
Assists are even	2-2	0-0	2-1	0-0	4-3
Commit more TOs than opp.	7-9	6-9	14-12	3-4	30-34
Commit fewer TOs than opp.	12-2	11-3	3-2	1-1	27-8
Turnovers are even	1-1	3-0	1-2	0-1	5-4
Scoring 100+ points	1-0	1-0	0-0	0-0	2-0
Scoring 90-99 points	0-0	0-0	3-1	0-0	3-1
Scoring 80-89 points	2-1	6-2	7-2	0-0	15-5
Scoring 70-79 points	7-3	8-0	5-7	4-0	24-10
Scoring 60-69 points	7-4	4-6	2-4	0-2	13-16
Scoring fewer than 60 points	3-4	1-4	1-2	0-4	5-14
Allowing 100+ points	0-0	0-0	0-0	0-0	0-0
Allowing 90-99 points	0-0	0-1	1-5	0-1	1-7
Allowing 80-89 points	0-2	2-1	2-5	0-1	4-9
Allowing 70-79 points	6-8	3-6	8-3	0-3	17-20
Allowing 60-69 points	7-2	9-3	6-2	2-0	24-7
Allowing fewer than 60 pts.	7-0	6-1	1-1	2-1	16-3
Following a win	11-9	13-7	6-12	1-3	31-31
Following a loss	9-3	7-5	12-4	3-3	31-14
More bench points than opp.	14-10	10-3	15-12	2-1	41-26
Fewer bench pts. than opp.	6-2	10-9	3-4	2-5	21-20
Bench points are even	0-0	0-0	0-0	0-0	0-0
in November	4-2	2-3	3-3	3-4	12-11
in December	4-3	5-2	5-2	1-2	15-9
in January	6-2	8-1	3-6	0-0	17-9
in February	5-2	3-4	3-4	0-0	11-10
in March	1-3	2-2	4-1	0-0	7-6
on Monday	0-3	1-0	1-1	0-0	2-4
on Tuesday	0-2	0-2	3-0	1-0	4-4
on Wednesday	1-0	3-0	2-2	2-2	8-4
on Thursday	7-2	7-3	5-4	0-0	19-9
on Friday	0-0	0-0	0-1	0-1	0-2
on Saturday	12-5	8-6	6-7	1-3	27-21
on Sunday	0-0	1-1	1-1	0-0	2-2

THE LAST TIME IT HAPPENED

A WKU TEAM:

Was ranked	2007-08
Final Associated Press Poll (No. 22)	
Received votes in a national poll	11/13/09
Associated Press Preseason Top 25	
Played a ranked team	12/14/16
(L) 73-51 at No. 20 Saint Mary's	
Beat a ranked team	01/10/15
(W) 72-65 vs. No. 25 Old Dominion	
Won 10+ straight	01/10/08 - 02/16/08 (11)
Won 15+ straight	01/03/02 - 03/05/02 (15)
Won 20+ straight	12/03/66 - 02/20/67 (21)
Lost 5+ straight	12/31/11 - 01/15/12 (5)
Scored 100 pts	12/29/14
(W) 104-62 vs. Alice Lloyd (Ky.) College	
Scored 100 pts on the road	02/22/01
(W) 100-60 at Arkansas State	
Scored 100 pts and lost	01/29/04
(L) 110-102 vs. Louisiana-Lafayette	
Allowed 100 pts	12/22/10
(L) 114-82 vs. #25 Louisville	
Allowed 100 pts at home	12/22/10
(L) 114-82 vs. #25 Louisville	
Allowed 100 pts and won	12/03/73
(W) 102-100 at Arkansas	
Scored fewer than 50 pts	11/25/16
(L) 86-47 vs. Washington	
Allowed fewer than 50 pts	12/27/14
(W) 89-42 vs. Brescia (Ky.)	
Back-to-back 20-point wins	2010
11/12/10 • (W) 98-70 at Saint Joseph's	
11/15/10 • (W) 83-61 vs. Alabama A&M	
30-point win	12/28/13
(W) 103-65 vs. Brescia (Ky.)	
Back-to-back 30-point wins	2001
12/15/01 • (W) 103-40 vs. West Alabama	
12/19/01 • (W) 95-61 vs. Creighton	
40-point win	12/29/14
(W) 104-62 vs. Alice Lloyd (Ky.) College	
Back-to-back 40-point wins	2014
12/27/14 • (W) 89-42 vs. Brescia (Ky.)	
12/29/14 • (W) 104-62 vs. Alice Lloyd (Ky.) College	
50-point win	01/03/04
(W) 107-52 vs. Kentucky State	
60-point win	12/15/01
(W) 103-40 vs. West Alabama	
30-point loss	11/25/16
(L) 86-47 vs. Washington	
Played in OT game	03/05/16
(W) 96-90 (OT) vs. LA Tech	
Played in a 2OT game	01/18/14
(W) 82-77 (2OT) vs. Arkansas State	
Played in a 3OT game	01/19/84
(L) 76-74 (3OT) vs. Jacksonville	
Played in back-to-back OT games	2016
02/06/16 • (L) 93-89 (OT) at UTEP	
02/13/16 • (L) 96-93 (OT) vs. Marshall	
Won on "last second" shot	02/08/14
(W) 79-78 at UALR	
Trency Jackson hit a 28-footer with 0:00.0 left in regulation	
Lost on "last second" shot	03/21/09
(L) 83-81 in NCAA Tournament vs. #10 Gonzaga	
Demetri Goodson hit 6-footer at 0:00.9	
Had 5 players in double figures	03/10/16
(W) 88-77 vs. UAB	
Had 6 players in double figures	01/29/05
(W) 77-75 at New Mexico State	
Had 7 players in double figures	11/24/01
(W) 101-77 vs. Murray State	
Had 8 players in double figures	12/08/93
(W) 129-91 vs. North Florida	
Had 2 double-figure rebounders	12/11/16
Justin Johnson (10) and Anton Waters (10) at Indiana State	

Had two 20-point scorers	02/06/16
Fredrick Edmond (24) and Aaron Cosby (22) at UTEP	
Had three 20-point scorers	11/13/07
(W) 88-67 vs. Kentucky Wesleyan	
Had 10+ 3FGs	03/11/16
10-of-24 3FG vs. Old Dominion	
Held opponent under 35.0% shooting	11/24/15
30.7% (23-for-75) vs. Central Michigan	
Committed fewer than 10 TOs	03/11/16
4 vs. Old Dominion	
Committed fewer than 5 TOs	03/11/16
4 vs. Old Dominion	
Committed 25+ TOs	11/18/14
25 at Minnesota	
Forced 25+ TOs	11/10/12
26 at Southern Miss	
Shot 60% from the field	11/12/10
60.9% at St. Joseph's	
Shot 70% from the field	02/24/84
71.1% vs. UAB	
Shot 90% from FT line (min. 10)	01/23/16
93.3% (14-of-15) at Charlotte	

A WKU INDIVIDUAL:

Scored 25 pts	03/05/16
Aaron Cosby (34) vs. LA Tech	
Scored 30 pts	03/05/16
Aaron Cosby (34) vs. LA Tech	
Scored 40 pts	01/29/04
Anthony Winchester (40) vs. Louisiana-Lafayette	
Scored 50 pts	01/30/65
Clem Haskins (55) vs. Middle Tennessee	
Had 15 rebounds	11/14/15
Justin Johnson (15) vs. Campbellsville (Ky.)	
Had 20 rebounds	11/25/00
Chris Marcus (21) vs. Tennessee State	
Had 25 rebounds	03/07/72
Granville Bunton (27) at Morehead State	
Had 20 pts and 10 rebs	02/06/16
Fredrick Edmond (24 pts, 14 rebs) and Justin Johnson (15 pts, 12 rebs) at UTEP	
Had 10 assists	02/24/11
Jamal Crook (10) vs. FIU	
Had 5 blocks	11/25/16
Ben Lawson (5) vs. Washington	
Had 5 steals	12/28/15
Marlon Hunter (6) vs. Brescia (Ky.)	
Had a double-double	12/11/16
Justin Johnson (14 pts, 10 rebs) at Indiana State	
Two players had a double-double	02/06/16
Fredrick Edmond (24 pts, 14 rebs) and Justin Johnson (15 pts, 12 rebs) at UTEP	
Had a triple-double	01/01/09
Orlando Mendez-Valdez (18 pts, 12 asts, 10 rebs) vs. Troy	

AN OPPOSING INDIVIDUAL:

Scored 30 pts	03/13/16
Trey Freeman, Old Dominion (42)	
Scored 40 pts	03/13/16
Trey Freeman, Old Dominion (42)	
Had 15 rebounds	11/21/15
Jameel Warney, Stony Brook (16)	
Had 20 rebounds	12/07/03
Cuthbert Victor, Murray State (20)	
Had 20 pts and 10 rebs	11/19/16
Evan Bradds, Belmont (26 pts, 14 rebs)	
Had 10 assists	12/14/16
Joe Rahon, Saint Mary's (10)	
Had a double-double	12/14/16
Jock Landale, Saint Mary's (15 pts, 13 rebs)	



HEAD COACH RICK STANSBURY

CAREER RECORD: 297-172 (15TH SEASON)

RECORD AT WKU: FIRST SEASON

With 297 career wins and 11 postseason trips as a head coach to his credit, Rick Stansbury is the 15th head men's basketball coach at Western Kentucky University.

Stansbury, a Battletown, Ky., native and Campbellsville University Class of 2003 Hall of Famer, came to The Hill following two years at 2015-16 Southeastern Conference regular season champion Texas A&M, which included a run to the 2016 NCAA Sweet 16. In his 30 seasons as a head coach or an assistant coach, Stansbury's teams have gone to the postseason 18 times, with Top 5 seeds in the NCAA Tournament in 2016 (3), 2004 (2), 2003 (5), 2002 (3), 1996 (5) and 1995 (5) and in the NIT in 2012 (4), 2010 (1), and 2007 (1).

The veteran head coach made his name over a 22-year run at Mississippi State, including the final 14 as head coach (1999-2012), where he compiled a career record of 293-166 (.638), led the Bulldogs to the postseason 11 times – with six NCAA appearances – and became Mississippi State's all-time wins leader in the process.

In his two seasons in College Station, working for head coach Billy Kennedy, Stansbury helped the Aggie coaching staff sign a consensus top-10 recruiting class, a class regarded as one of the best in school history, in 2015. This past season, with Stansbury serving as associate head coach, the Aggies set a school record for wins with 28 after a 21-12 campaign and third place SEC finish in his first season. Texas A&M's run to the Sweet 16 was the deepest the Aggies have advanced in the tournament in program history.

During Stansbury's final 10 years leading Mississippi State, only Kentucky won more SEC championships than his eight, and over his entire 14-year run at the helm, only Kentucky and Florida won more games. His 293 career victories are the 10th-most in SEC history. The Bulldogs won the SEC tournament in 2002 and 2009, the overall SEC championship in 2004 and dominated the league's Western Division during Stansbury's tenure, winning the side in 2003, 2004, 2007, 2008 and 2010.

His teams were also postseason regulars, appearing in the NCAA Tournament or NIT 11 of his 14 seasons as MSU's head coach including trips to the NCAA Tournament in four consecutive seasons (2002-2005) and consecutive appearances in 2008 and 2009 with NIT trips in 1999, 2001, 2007, 2010 and 2012. Including his time as an assistant, Mississippi State went to the postseason 15 times in 22 seasons.

Seven Bulldogs earned All-America honors, 23 were named All-SEC (11 first teamers), and he posted 20 or more wins in 10 seasons during his 14-year run as head coach. Prior to Stansbury taking over as head coach, MSU had just seven postseason tournament appearances and won at least 20 games just seven times in the school's previous 86 years of basketball competition.

Stansbury is, in every essence of the word, a winner.

THE STANSBURY FILE

PERSONAL

Born: Dec. 23, 1959

Hometown: Battletown, Ky.

Wife: Meo **Children:** Isaac, Noah, Luke

COACHING CAREER

1981-82: Campbellsville (student assistant)

1983-84: Cumberland (graduate assistant)

1985-90: Austin Peay (assistant coach)

1990-94: Mississippi State (assistant coach)

1994-98: Mississippi State (assoc. head coach)

1998-2012: Mississippi State (head coach)

2014-15: Texas A&M (assistant coach)

2015-16: Texas A&M (associate head coach)

2016-17: WKU (head coach)

Off the court, Stansbury's program graduated players at a rate never before seen at Mississippi State. Over his time as head coach, only Vanderbilt had a higher graduation rate in the SEC, and the Bulldogs were third in the SEC with 41 academic honorees in 14 years. Fans also came out in droves in Starkville to watch Stansbury's Bulldogs play. Of the Top 30 most attended games in MSU history, 26 came during Stansbury's run as head coach, including all of the Top 10. He was the only coach in MSU history to average more than 10,000 fans per game in SEC play (2003-04/10,209), and his Bulldogs played in front of an average of over 7,000 fans per night in six of his 14 seasons as head coach.

Stansbury also brings to The Hill a national reputation of success as evidenced by his 2004 SEC Associated Press Coach of the Year, finalist for National Coach of the Year, and District 17 NABC Coach of the Year awards. During the 2003-04 season, Stansbury's Bulldogs ranked as high as No. 4 in the AP poll and finished No. 8 that year, their third consecutive Top 25 finish in the final AP poll. As a recruiter, Stansbury is no stranger to sending players to the NBA ranks. Since 1996, Stansbury has nine lottery picks including the 5th overall pick in the 1999 Draft, Jonathan Bender (Toronto), the 10th overall pick in the 1996 Draft, Erick Dampier (Indiana), and Parade All-American and 2005's 40th overall pick, Monta Ellis (Golden State). Over a nine-year period in Starkville (2003-11), Stansbury signed five different top-20 recruiting classes. His 2005 class was rated the sixth-best nationally by Rivals.com while his final class in the spring of 2011 was No. 12 nationally by the outlet. The Class of 2015 at Texas A&M was rated No. 8 nationally by Rivals.com.

Before going to Starkville, Stansbury spent six seasons as an assistant at Austin Peay State University in Clarksville, Tenn. Working alongside the late Lake Kelly, APSU recorded three consecutive winning seasons including an Ohio Valley Conference tournament championship and NCAA Tournament second-round berth in 1986-87.

His 16-year career as an assistant prior to the MSU head coaching post began at his alma mater,

CAREER RECORD BY OPPONENT 2016-17 OPPONENTS IN BOLD

TEAM	W-L	PCT
AKRON	0-2	.000
ALABAMA	16-14	.533
ALABAMA A&M	4-0	1.000
UAB	2-0	1.000
ALABAMA STATE	4-0	1.000
APPALACHIAN STATE	1-0	1.000
ARIZONA	2-1	.667
ARKANSAS	16-14	.533
ARKANSAS-LITTLE ROCK	3-0	1.000
ARKANSAS-PINE BLUFF	2-0	1.000
ARKANSAS STATE	2-0	1.000
AUBURN	16-12	.571
BAYLOR	0-1	.000
BELMONT	1-1	.500
BETHUNE-COOKMAN	1-0	1.000
BIRMINGHAM-SOUTHERN	1-0	1.000
BRADLEY	1-0	1.000
BUTLER	0-1	.000
CALIFORNIA	0-1	.000
CENTENARY	4-0	1.000
CHARLOTTE	2-1	.667
CHATTANOOGA	1-0	1.000
CINCINNATI	0-2	.000
CLEMSON	0-2	.000
COLORADO STATE	0-1	.000
DEPAUL	1-0	1.000
DETROIT MERCY	2-0	1.000
DUKE	0-1	.000
EAST TENNESSEE STATE	0-1	.000
EASTERN KENTUCKY	2-1	.667
FAIRFIELD	1-0	1.000
FAIRLEIGH DICKINSON	1-0	1.000
FLORIDA	8-9	.471
FLORIDA A&M	2-0	1.000
FLORIDA ATLANTIC	1-1	.500
FLORIDA STATE	1-1	.500
GEORGE MASON	1-1	.500
GEORGIA	9-9	.500
GEORGIA STATE	2-0	1.000
HAWAII	0-1	.000
HOLY CROSS	1-0	1.000
HOUSTON	2-0	1.000
IDAHO	1-0	1.000
ILLINOIS-CHICAGO	1-0	1.000
INDIANA STATE	1-0	1.000
JACKSON STATE	2-0	1.000
JACKSONVILLE	1-0	1.000
JACKSONVILLE STATE	5-0	1.000
KENTUCKY	4-13	.235
LAFAYETTE	1-0	1.000
LIBERTY	1-0	1.000
LOUISIANA-LAFAYETTE	3-2	.600
LOUISIANA-MONROE	4-0	1.000
LSU	18-13	.581
LOUISIANA TECH	3-0	1.000
LOYOLA MARYMOUNT	2-0	1.000
MASSACHUSETTS	0-1	.000
MCNEESE STATE	5-0	1.000
MEMPHIS	0-1	.000
MIAMI (FLA.)	1-1	.500
MIAMI-OHIO	0-1	.000
MISSISSIPPI VALLEY STATE	3-0	1.000
MISSOURI	1-2	.333
MISSOURI-KANSAS CITY	1-0	1.000
MONMOUTH	1-0	1.000
MONTANA STATE	1-1	.500
MURRAY STATE	1-0	1.000
NEW ORLEANS	4-0	1.000
NICHOLLS STATE	5-0	1.000
NORTHWESTERN	1-0	1.000
NORTHWESTERN STATE	2-1	.667
NORTH ALABAMA	1-0	1.000
NORTH CAROLINA	0-1	.000
NORTH CAROLINA A&T	2-0	1.000
NORTH TEXAS	1-0	1.000
OKLAHOMA	1-0	1.000

CAREER RECORD BY OPPONENT 2016-17 OPPONENTS IN BOLD

TEAM	W-L	PCT
OLD DOMINION	1-0	1.000
OLE MISS	21-8	.724
OREGON	1-0	1.000
PITTSBURGH	1-0	1.000
RICHMOND	2-2	.500
RIDER	0-1	.000
RUTGERS	0-1	.000
SAINT MARY'S (CALIF.)	1-2	.333
SAM HOUSTON STATE	1-0	1.000
SAN DIEGO	2-1	.667
SANTA CLARA	2-0	1.000
SOUTH ALABAMA	7-1	.875
SOUTH CAROLINA	12-5	.706
SOUTH CAROLINA STATE	1-0	1.000
SOUTHEASTERN LOUISIANA	5-1	.833
SOUTHERN ILLINOIS	0-1	.000
SOUTHERN MISSISSIPPI	1-0	1.000
STANFORD	1-1	.500
ST. BONAVENTURE	2-0	1.000
SYRACUSE	0-1	.000
TENNESSEE	7-9	.438
TENNESSEE-MARTIN	4-0	1.000
TENNESSEE STATE	1-0	1.000
TEXAS	0-2	.000
TEXAS A&M	1-0	1.000
TEXAS A&M-CORPUS CHRISTI	2-0	1.000
TEXAS-PAN AMERICAN	1-0	1.000
TEXAS TECH	0-1	.000
TROY	3-0	1.000
TULANE	3-0	1.000
TULSA	0-1	.000
UC IRVINE	1-0	1.000
UCLA	1-0	1.000
UNLV	0-1	.000
UTAH STATE	1-0	1.000
VALPARAISO	0-1	.000
VANDERBILT	11-8	.579
VIRGINIA TECH	1-1	.500
WASHINGTON	0-2	.000
WASHINGTON STATE	0-2	.000
WEST VIRGINIA	1-1	.500
WESTERN KENTUCKY	3-1	.750
WINTHROP	0-1	.000
WRIGHT STATE	1-0	1.000
XAVIER	3-1	.750
TOTALS	297-172	.633

Campbellsville, during the 1981-82 season as he worked toward earning a double major in business and physical education. He then moved on to work for Randy Vernon at Cumberland in Williamsburg where he earned his master's in Business Education. In 1983-84, the team went 31-5 and earned a second-round appearance in the NAIA Tournament. In October 1999, Stansbury was honored by the Campbellsville Alumni Association as a proud recipient of the school's Distinguished Alumni Award.

Stansbury's connection to The Hill goes back well before his hiring as head coach to his great uncle, Edgar B. Stansbury, a 1994 WKU Athletics Hall of Famer as a three-sport athlete (baseball, basketball, football), football assistant coach under W.L. "Gander" Terry, and Director of Athletics in 1946 after serving his country in World War II. The concourse inside E.A. Diddle Arena is named in E.B. Stansbury's honor.

STANSBURY'S NBA DRAFT PICKS

Erick Dampier* - 1996 - 10th (Indiana Pacers)
Dontae' Jones* - 1996 - 21st (New York Knicks)
Tyrone Washington - 1999 - 44th (Rockets)
Mario Austin - 2003 - 36th (Chicago Bulls)
Derrick Zimmerman - 2003 - 40th (Golden State)
Lawrence Roberts - 2005 - 55th (SuperSonics)
Jarvis Varnado - 2010 - 41st (Miami Heat)
Arnett Moultrie - 2012 - 27th (Miami Heat)

* As Mississippi State assistant

Stansbury is married to the former Meo Mellen of Roanoke, Va. The couple has three sons, Isaac, Noah and Luke.



HEAD COACHING RECORD

1998-99: Mississippi State.....	20-13^
1999-00: Mississippi State.....	14-16
2000-01: Mississippi State.....	18-13^
2001-02: Mississippi State.....	27-8*#
2002-03: Mississippi State.....	21-10*%
2003-04: Mississippi State.....	26-4*%
2004-05: Mississippi State.....	23-11*
2005-06: Mississippi State.....	15-15
2006-07: Mississippi State.....	21-14^%
2007-08: Mississippi State.....	23-11*%
2008-09: Mississippi State.....	23-13*#
2009-10: Mississippi State.....	24-12^%
2010-11: Mississippi State.....	17-14
2011-12: Mississippi State.....	21-12^
2016-17: WKU.....	4-6

297-172 (.633)

(*) NCAA Tournament appearance

(^) NIT appearance

(#) SEC Tournament champions

(%) SEC Western Conference champions

STANSBURY'S COACHING ACCOLADES

CHAMPIONSHIPS

- **SEC WESTERN CONFERENCE CHAMPIONSHIPS** (2003, 2004, 2007, 2008, 2010)
- **SEC TOURNAMENT CHAMPIONS** (2002, 2009)
- **OVERALL SEC CHAMPION** (2004)

POSTSEASON EXPERIENCE AS HEAD COACH

- **NCAA** (2002, 2003, 2004, 2005, 2008, 2009)
- **NIT** (1999, 2001, 2007, 2010, 2012)

AS ASSISTANT

- **NCAA** (1987, 1991, 1995 - SWEET 16, 1996 - FINAL FOUR, 2016 - SWEET 16)
- **NIT** (1990, 1994)

AWARDS

- **SEC COACH OF THE YEAR** (2004)
- **DISTRICT 17 NABC COACH OF THE YEAR** (2004)



#0 JABARI MCGHEE

RS-SOPHOMORE | FORWARD | 6-7 | 205 | RS
ALBANY, GA. (UNIV. OF TENNESSEE)

Opp.	GS	Min	FG	A	Pct	3FG	A	Pct	FT	A	Pct	O	D	T	PF	FO	A	TO	B	S	Pts
ALABAMA STATE	DNP																				
JACKSONVILLE ST.	DNP																				
at Belmont	DNP																				
NC A&T	DNP																				
vs. Washington	DNP																				
at UNLV	DNP																				
at Eastern Ky.	DNP																				
at Missouri	DNP																				
at Indiana State	9	2	3	.667	0	0	.000	2	2	1.000	2	1	3	4	0	0	1	1	1	1	6
at Saint Mary's	10	0	2	.000	0	0	.000	1	2	.500	0	1	1	1	0	0	0	0	1	1	1
at Detroit Mercy																					
OHIO																					
AUSTIN PEAY																					
at Fla. Atlantic																					
at FIU																					
CHARLOTTE																					
OLD DOMINION																					
at UAB																					
at Middle Tenn.																					
at Marshall																					
UTEP																					
UTSA																					
at LA Tech																					
at Southern Miss																					
MARSHALL																					
MIDDLE TENN.																					
UAB																					
at Charlotte																					
at Old Dominion																					
NORTH TEXAS																					
RICE																					

SEASON/CAREER HIGHS AT WKU

POINTS

Season	6, at Indiana State, 12/11/16
Career	Same

REBOUNDS

Season	3, at Indiana State, 12/11/16
Career	Same

FIELD GOALS

Season	2, at Indiana State, 12/11/16
Career	Same

FIELD GOALS ATTEMPTED

Season	3, at Indiana State, 12/11/16
Career	Same

THREE-POINT FIELD GOALS

Season	0
Career	Same

THREE-POINT FIELD GOALS ATTEMPTED

Season	0
Career	Same

FREE THROWS

Season	2, at Indiana State, 12/11/16
Career	Same

FREE THROWS ATTEMPTED

Season	2, 2x, last at Saint Mary's, 12/14/16
Career	Same

ASSISTS

Season	0
Career	Same

BLOCKED SHOTS

Season	1, at Indiana State, 12/11/16
Career	Same

STEALS

Season	1, 2x, last at Saint Mary's, 12/14/16
Career	Same

MINUTES PLAYED

Season	10, at Saint Mary's, 12/14/16
Career	Same

QUICK-HITTERS

- Made his Hilltopper debut at Indiana State on Dec. 11, 2016, contributing six points and three rebounds in nine minutes
- Averaged 3.8 points and 3.2 rebounds as a red-shirt freshman at Tennessee before transferring
- Played in eight games for the Volunteers in 2014-15 before taking a medical redshirt following a foot injury
- Averaged 24 points and 15 rebounds in his final year of prep ball at Hargrave Military Academy

CAREER STATISTICS

Year	GP	GS	Min	Avg	FG	FGA	Pct	3FG	FGA	Pct	FT	FTA	Pct	Off	Def	Tot	Avg	PF	FO	Ast	TO	Blk	Stl	Pts	Avg
TENNESSEE																									
2014-15	8	2	103	12.9	14	20	.700	0	0	.000	7	17	.412	16	14	30	3.8	24	3	0	3	1	3	35	4.4
2015-16	6	0	65	10.8	9	17	.529	0	0	.000	5	6	.833	8	11	19	3.2	17	0	0	1	3	4	23	3.8
WKU																									
2016-17	2	0	19	9.5	2	5	.400	0	0	.000	3	4	.750	2	2	4	2.0	5	0	0	1	1	2	7	3.5
TOTAL	16	2	187	11.7	25	42	.595	0	0	.000	15	27	.556	26	27	53	3.3	46	3	0	5	5	9	65	4.1



#1 TOBIAS HOWARD

FRESHMAN | GUARD | 6-2 | 185 | HS
LITHONIA, GA. (DME ACADEMY)

Opp.	GS	Min	FG	A	Pct	3FG	A	Pct	FT	A	Pct	O	D	T	PF	FO	A	TO	B	S	Pts
ALABAMA STATE		14	2	4	.500	2	3	.667	0	0	.000	1	2	3	0	0	2	1	0	0	6
JACKSONVILLE ST.		6	1	1	1.000	1	1	1.000	0	0	.000	0	0	0	0	0	0	0	0	0	3
at Belmont		9	0	0	.000	0	0	.000	0	0	.000	1	0	1	1	0	0	1	0	1	0
NC A&T		11	1	3	.333	0	1	.000	0	0	.000	0	0	0	0	0	0	0	0	0	2
vs. Washington		17	3	7	.429	1	4	.250	0	0	.000	1	1	2	2	0	0	2	1	0	7
at UNLV		11	1	3	.333	1	2	.500	0	0	.000	0	0	0	0	0	2	0	0	1	3
at Eastern Ky.		14	0	3	.000	0	2	.000	0	0	.000	0	1	1	0	0	1	0	0	0	0
at Missouri	*	26	2	3	.667	0	1	.000	2	2	1.000	0	0	0	4	0	1	2	0	2	6
at Indiana State	*	31	0	1	.000	0	1	.000	2	2	1.000	1	2	3	1	0	5	1	0	1	2
at Saint Mary's	*	22	2	4	.500	1	3	.333	3	2	1.000	1	3	4	1	0	2	1	0	0	7
at Detroit Mercy																					
OHIO																					
AUSTIN PEAY																					
at Fla. Atlantic																					
at FIU																					
CHARLOTTE																					
OLD DOMINION																					
at UAB																					
at Middle Tenn.																					
at Marshall																					
UTEP																					
UTSA																					
at LA Tech																					
at Southern Miss																					
MARSHALL																					
MIDDLE TENN.																					
UAB																					
at Charlotte																					
at Old Dominion																					
NORTH TEXAS																					
RICE																					

SEASON/CAREER HIGHS AT WKU

POINTS

Season 7, 2x, last at Saint Mary's, 12/14/16
Career Same

REBOUNDS

Season 4, at Saint Mary's, 12/14/16
Career Same

FIELD GOALS

Season 3, vs. Washington, 11/25/16
Career Same

FIELD GOALS ATTEMPTED

Season 7, vs. Washington, 11/25/16
Career Same

THREE-POINT FIELD GOALS

Season 2, vs. Alabama State, 11/12/16
Career Same

THREE-POINT FIELD GOALS ATTEMPTED

Season 4, vs. Washington, 11/25/16
Career Same

FREE THROWS

Season 2, 3x, last at Saint Mary's, 12/14/16
Career Same

FREE THROWS ATTEMPTED

Season 2, 3x, last at Saint Mary's, 12/14/16
Career Same

ASSISTS

Season 5, at Indiana State, 12/11/16
Career Same

BLOCKED SHOTS

Season 1, vs. Washington, 11/25/16
Career Same

STEALS

Season 2, at Missouri, 12/03/16
Career Same

MINUTES PLAYED

Season 31, at Indiana State, 12/11/16
Career Same

QUICK-HITTERS

- Tied career high with seven points and grabbed career-high four rebounds against Saint Mary's on Dec. 14, 2016
- Tallied career-high five assists in 31 minutes at Indiana State on 12/11/16
- Made first career start at Missouri on 12/3/16, scoring six points in career-high 26 minutes
- Hit two 3-pointers in his college debut vs. Alabama State on Nov. 12, 2016
- Played fifth prep year at DME Academy in Daytona Beach, Fla., during the 2015-16 season
- Averaged 14.6 points, 4.9 rebounds and 2.8 assists per game for DME Academy, shooting 57.9 percent from 3-point range and 89.4 percent from the free-throw line

CAREER STATISTICS

Year	GP	GS	Min	Avg	FG	FGA	Pct	3FG	FGA	Pct	FT	FTA	Pct	Off	Def	Tot	Avg	PF	FO	Ast	TO	Blk	Stl	Pts	Avg
2016-17	10	3	161	16.1	12	29	.414	6	18	.333	6	6	1.000	5	9	14	1.4	9	0	13	8	1	5	36	3.6
TOTAL	10	3	161	16.1	12	29	.414	6	18	.333	6	6	1.000	5	9	14	1.4	9	0	13	8	1	5	36	3.6



#3 DAMARI PARRIS

FRESHMAN | GUARD | 6-0 | 160 | HS
BOWIE, MD. (EVELYN MACK ACADEMY)

Opp.	GS	Min	FG	A	Pct	3FG	A	Pct	FT	A	Pct	O	D	T	PF	FO	A	TO	B	S	Pts
ALABAMA STATE		12	0	1	.000	0	0	.000	2	2	1.000	1	0	1	1	0	0	1	0	0	2
JACKSONVILLE ST.		8	0	1	.000	0	0	.000	0	0	.000	0	2	2	1	0	1	2	0	0	0
at Belmont		14	3	6	.500	0	1	.000	0	0	.000	0	1	1	2	0	0	1	0	0	6
NC A&T		19	1	5	.200	0	2	.000	0	0	.000	1	1	2	1	0	4	2	0	2	2
vs. Washington		14	0	6	.000	0	0	.000	0	0	.000	0	1	1	3	0	1	1	0	0	0
at UNLV	DNP																				
at Eastern Ky.		1	0	0	.000	0	0	.000	0	0	.000	0	0	0	0	0	0	0	0	0	0
at Missouri		8	0	0	.000	0	0	.000	0	0	.000	0	0	0	0	0	1	0	0	1	0
at Indiana State	DNP																				
at Saint Mary's		4	0	0	.000	0	0	.000	0	0	.000	0	0	0	00	0	0	0	0	0	0
at Detroit Mercy																					
OHIO																					
AUSTIN PEAY																					
at Fla. Atlantic																					
at FIU																					
CHARLOTTE																					
OLD DOMINION																					
at UAB																					
at Middle Tenn.																					
at Marshall																					
UTEP																					
UTSA																					
at LA Tech																					
at Southern Miss																					
MARSHALL																					
MIDDLE TENN.																					
UAB																					
at Charlotte																					
at Old Dominion																					
NORTH TEXAS																					
RICE																					

SEASON/CAREER HIGHS AT WKU

POINTS

Season	6, at Belmont, 11/19/16
Career	Same

REBOUNDS

Season	2, 2x, last vs. N.C. A&T, 11/22/16
Career	Same

FIELD GOALS

Season	3, at Belmont, 11/19/16
Career	Same

FIELD GOALS ATTEMPTED

Season	6, 2x, last vs. Washington, 11/25/16
Career	Same

THREE-POINT FIELD GOALS

Season	0
Career	Same

THREE-POINT FIELD GOALS ATTEMPTED

Season	2, vs. N.C. A&T, 11/22/16
Career	Same

FREE THROWS

Season	2, vs. Alabama State, 11/12/16
Career	Same

FREE THROWS ATTEMPTED

Season	2, vs. Alabama State, 11/12/16
Career	Same

ASSISTS

Season	4, vs. N.C. A&T, 11/22/16
Career	Same

BLOCKED SHOTS

Season	0
Career	Same

STEALS

Season	2, vs. N.C. A&T, 11/22/16
Career	Same

MINUTES PLAYED

Season	19, vs. N.C. A&T, 11/22/16
Career	Same

QUICK-HITTERS

- Tallied career-high four assists and two steals in 19 minutes vs. North Carolina A&T on Nov. 22, 2016
- Scored his first career field goal at Belmont on Nov. 19, 2016, and tallied six points in 14 minutes
- Netted two free throws in his first college game vs. Alabama State on Nov. 12, 2016, for his first career points
- Averaged 25 points and six assists as a senior at Evelyn Mack Academy in Charlotte, N.C.
- Scored 38 points against Oak Hill Academy, 34 points against Hargrave Military Academy, 34 points against 22ft Academy and 26 points against Huntington Prep Academy

CAREER STATISTICS

Year	GP	GS	Min	Avg	FG	FGA	Pct	3FG	FGA	Pct	FT	FTA	Pct	Off	Def	Tot	Avg	PF	FO	Ast	TO	Blk	Stl	Pts	Avg
2016-17	8	0	80	10.0	4	19	.211	0	3	.000	2	2	1.000	2	5	7	0.9	8	0	7	7	0	3	10	1.3
TOTAL	8	0	80	10.0	4	19	.211	0	3	.000	2	2	1.000	2	5	7	0.9	8	0	7	7	0	3	10	1.3



#5 JUNIOR LOMOMBA

RS-SENIOR | GUARD | 6-5 | 205 | TR

MONTREAL, QUEBEC, CANADA (PROVIDENCE)

Opp.	GS	Min	FG	A	Pct	3FG	A	Pct	FT	A	Pct	O	D	T	PF	FO	A	TO	B	S	Pts
ALABAMA STATE	*	28	1	5	.200	1	1	1.000	6	6	1.000	0	6	6	0	0	3	3	0	0	9
JACKSONVILLE ST.	*	33	2	6	.333	0	2	.000	7	7	1.000	0	2	2	2	0	7	4	0	1	11
at Belmont	*	30	3	9	.333	0	2	.000	0	1	.000	0	0	0	2	0	5	3	0	0	6
NC A&T	*	21	0	3	.000	0	1	.000	2	2	1.000	0	0	0	5	1	2	2	0	0	2
vs. Washington	*	26	1	7	.143	0	1	.000	0	1	.000	0	2	2	1	0	4	5	0	0	2
at UNLV	*	33	2	6	.333	0	3	.000	1	2	.500	0	2	2	3	0	3	3	1	1	5
at Eastern Ky.	*	36	3	5	.600	0	0	.000	9	12	.750	0	2	2	2	0	1	3	0	1	15
at Missouri	*	35	3	9	.333	1	3	.333	2	3	.667	0	3	3	5	1	6	2	0	1	9
at Indiana State	*	28	4	6	.667	3	3	1.000	1	2	.500	0	4	4	1	0	1	5	0	1	12
at Saint Mary's	*	27	0	2	.000	0	1	.000	0	0	.000	0	0	0	0	0	1	2	0	0	0
at Detroit Mercy																					
OHIO																					
AUSTIN PEAY																					
at Fla. Atlantic																					
at FIU																					
CHARLOTTE																					
OLD DOMINION																					
at UAB																					
at Middle Tenn.																					
at Marshall																					
UTEP																					
UTSA																					
at LA Tech																					
at Southern Miss																					
MARSHALL																					
MIDDLE TENN.																					
UAB																					
at Charlotte																					
at Old Dominion																					
NORTH TEXAS																					
RICE																					

SEASON/CAREER HIGHS AT WKU

POINTS

Season 15, at Eastern Kentucky, 11/30/16

Career Same

REBOUNDS

Season 6, vs. Alabama State, 11/12/16

Career Same

FIELD GOALS

Season 4, at Indiana State, 12/11/16

Career Same

FIELD GOALS ATTEMPTED

Season 9, 2x, last at Missouri, 12/03/16

Career Same

THREE-POINT FIELD GOALS

Season 3, at Indiana State, 12/11/16

Career Same

THREE-POINT FIELD GOALS ATTEMPTED

Season 3, 3x, last at Indiana State, 12/11/16

Career Same

FREE THROWS

Season 9, at Eastern Kentucky, 11/30/16

Career Same

FREE THROWS ATTEMPTED

Season 12, at Eastern Kentucky, 11/30/16

Career Same

ASSISTS

Season 7, vs. Jacksonville State, 11/16/16

Career Same

BLOCKED SHOTS

Season 1, at UNLV, 11/26/16

Career Same

STEALS

Season 1, 5x, last at Indiana State, 12/11/16

Career Same

MINUTES PLAYED

Season 36, at Eastern Kentucky, 11/30/16

Career Same

QUICK-HITTERS

- Made all three of his 3-point attempts at Indiana State on Dec. 11, 2016, tying a career high
- Set new season high with 15 points, including 9 of 12 free throws, at ECU on Nov. 30, 2016
- Set new career high with seven assists against Jacksonville State on Nov. 16, 2016
- Registered nine points, six rebounds and three assists in his Hilltopper debut vs. Alabama State on Nov. 12, 2016
- Reached NCAA Tournament last two seasons with Providence, starting 34 games in 2015-16
- Graduated in 2016 and is enrolled in graduate school at WKU studying intercollegiate athletic administration
- Won two state titles as a prep player at Madison (Wis.) Memorial High School
- Originally from Montreal, Quebec, Canada, and speaks French

CAREER STATISTICS

Year	GP	GS	Min	Avg	FG	FGA	Pct	3FG	FGA	Pct	FT	FTA	Pct	Off	Def	Tot	Avg	PF	FO	Ast	TO	Blk	Stl	Pts	Avg
CLEVELAND STATE																									
2012-13	25	3	462	18.5	39	121	.322	12	33	.364	55	80	.688	23	35	58	2.3	43	1	31	40	1	20	145	5.8
PROVIDENCE																									
2013-14	Sat out per NCAA transfer rules																								
2014-15	31	13	344	11.1	15	46	.326	2	11	.182	21	32	.656	11	26	37	1.2	27	0	13	13	1	8	53	1.7
2015-16	35	34	855	24.4	63	156	.404	15	47	.319	43	64	.672	28	60	88	2.5	63	0	68	44	1	13	184	5.3
WKU																									
2016-17	10	10	297	29.7	19	58	.328	5	17	.294	28	36	.778	0	21	21	2.1	21	2	33	32	1	5	71	7.1
TOTAL	101	60	1,958	19.4	136	381	.357	34	108	.315	147	212	.693	62	142	204	2.0	154	3	145	129	4	46	453	4.5



#12 PANCAKE THOMAS

RS- SENIOR | GUARD | 6-4 | 195 | TR
BATON ROUGE, LA. (HARTFORD)

Opp.	GS	Min	FG	A	Pct	3FG	A	Pct	FT	A	Pct	O	D	T	PF	FO	A	TO	B	S	Pts
ALABAMA STATE	*	34	3	11	.273	1	3	.333	8	8	1.000	0	2	2	0	0	4	2	0	0	15
JACKSONVILLE ST.	*	36	5	10	.500	4	7	.571	0	0	.000	0	0	0	2	0	2	2	0	0	14
at Belmont	*	37	2	9	.222	0	2	.000	4	4	1.000	1	5	6	1	0	1	1	0	2	8
NC A&T	*	35	4	7	.571	1	3	.333	4	5	.800	0	3	3	1	0	1	2	0	0	13
vs. Washington	*	33	4	14	.286	1	4	.250	1	1	1.000	2	2	4	1	0	1	1	0	1	10
at UNLV	*	38	5	12	.417	3	6	.500	0	0	.000	1	2	3	1	0	2	1	0	1	13
at Eastern Ky.	*	37	3	11	.273	1	7	.143	0	0	.000	1	1	2	1	0	4	2	0	2	7
at Missouri	*	39	3	12	.250	1	5	.200	2	5	.400	0	5	5	1	0	1	1	0	1	9
at Indiana State	*	35	7	13	.538	2	4	.500	6	8	.750	0	3	3	1	0	1	1	0	2	22
at Saint Mary's	*	29	2	8	.250	0	3	.000	0	0	.000	1	3	4	1	0	0	1	0	1	4
at Detroit Mercy																					
OHIO																					
AUSTIN PEAY																					
at Fla. Atlantic																					
at FIU																					
CHARLOTTE																					
OLD DOMINION																					
at UAB																					
at Middle Tenn.																					
at Marshall																					
UTEP																					
UTSA																					
at LA Tech																					
at Southern Miss																					
MARSHALL																					
MIDDLE TENN.																					
UAB																					
at Charlotte																					
at Old Dominion																					
NORTH TEXAS																					
RICE																					

SEASON/CAREER HIGHS AT WKU

POINTS

Season 22, at Indiana State, 12/11/16
Career Same

REBOUNDS

Season 6, at Belmont, 11/19/16
Career Same

FIELD GOALS

Season 7, at Indiana State, 12/11/16
Career Same

FIELD GOALS ATTEMPTED

Season 14, vs. Washington, 11/25/16
Career Same

THREE-POINT FIELD GOALS

Season 4, vs. Jacksonville State, 11/16/16
Career Same

THREE-POINT FIELD GOALS ATTEMPTED

Season 7, 2x, last at Eastern Kentucky, 11/30/16
Career Same

FREE THROWS

Season 8, vs. Alabama State, 11/12/16
Career Same

FREE THROWS ATTEMPTED

Season 8, 2x, last at Indiana State, 12/11/16
Career Same

ASSISTS

Season 4, 2x, last at Eastern Kentucky, 11/30/16
Career Same

BLOCKED SHOTS

Season 0
Career Same

STEALS

Season 2, 3x, last at Indiana State, 12/11/16
Career Same

MINUTES PLAYED


Season 39, at Missouri, 12/03/16
Career Same

QUICK-HITTERS

- Scored 15 points with four assists in his Hilltopper debut vs. Alabama State on Nov. 12, 2016
- Graduated in 2016 and is enrolled in graduate school at WKU studying intercollegiate athletic administration
- Averaged 18.9 points, 6.4 rebounds, and 2.8 assists last season at Hartford
- Only player in the America East to finish in the league's top 10 in points, rebounds, assists and steals last season
- Reached NCAA Tournament in first two seasons at New Mexico
- Won Louisiana state title as senior at Scotlandville Magnet School in Baton Rouge, La.
- Real first name is "Cleveland" and was nicknamed "Pancake" as a child by his grandmother

CAREER STATISTICS

Year	GP	GS	Min	Avg	FG	FGA	Pct	3FG	FGA	Pct	FT	FTA	Pct	Off	Def	Tot	Avg	PF	FO	Ast	TO	Blk	Stl	Pts	Avg
NEW MEXICO																									
2012-13	34	2	217	6.4	12	31	.387	0	3	.000	14	18	.778	8	20	28	0.8	23	0	17	11	0	4	38	1.1
2013-14	33	10	513	15.5	39	115	.339	21	59	.356	34	39	.872	28	52	80	2.4	30	0	25	18	1	8	133	4.0
HARTFORD																									
2014-15	Sat out per NCAA transfer rules																								
2015-16	30	28	1,038	34.6	178	407	.437	81	190	.426	129	156	.827	30	163	193	6.4	72	0	84	53	6	36	566	18.9
WKU																									
2016-17	10	10	353	35.3	38	107	.355	14	44	.318	25	31	.806	6	26	32	3.2	10	0	17	14	0	10	115	11.5
TOTAL	107	50	2,121	19.8	267	660	.405	116	296	.392	202	244	.828	72	261	331	3.1	135	0	143	96	7	58	852	8.0



#14 BEN LAWSON

SENIOR | FORWARD | 7-1 | 235 | 3L
HITCHIN, ENGLAND (OAKLANDS COLLEGE)

Opp.	GS	Min	FG	A	Pct	3FG	A	Pct	FT	A	Pct	O	D	T	PF	FO	A	TO	B	S	Pts
ALABAMA STATE	*	21	3	5	.600	0	0	.000	2	4	.500	2	4	6	0	0	0	1	1	0	8
JACKSONVILLE ST.	*	26	3	7	.429	0	0	.000	2	3	.667	1	4	5	1	0	0	0	2	1	8
at Belmont	*	27	4	7	.571	0	1	.000	1	2	.500	0	4	4	1	0	0	3	3	0	9
NC A&T	*	23	4	6	.667	0	0	.000	5	7	.714	3	4	7	1	0	0	0	2	0	13
vs. Washington	*	15	0	0	.000	0	0	.000	0	2	.000	1	3	4	4	0	0	3	5	0	0
at UNLV	*	10	1	3	.333	0	0	.000	0	0	.000	0	2	2	2	0	0	0	1	0	2
at Eastern Ky.	*	18	0	2	.000	0	0	.000	2	2	1.000	0	3	3	2	0	0	1	3	1	2
at Missouri		20	2	2	1.000	0	0	.000	0	0	.000	2	2	4	3	0	0	3	3	0	4
at Indiana State		2	0	0	.000	0	0	.000	0	0	.000	0	0	0	2	0	0	0	0	0	0
at Saint Mary's		17	3	4	.750	0	0	.000	2	2	1.000	1	4	5	1	0	0	2	1	1	8
at Detroit Mercy																					
OHIO																					
AUSTIN PEAY																					
at Fla. Atlantic																					
at FIU																					
CHARLOTTE																					
OLD DOMINION																					
at UAB																					
at Middle Tenn.																					
at Marshall																					
UTEP																					
UTSA																					
at LA Tech																					
at Southern Miss																					
MARSHALL																					
MIDDLE TENN.																					
UAB																					
at Charlotte																					
at Old Dominion																					
NORTH TEXAS																					
RICE																					

SEASON/CAREER HIGHS AT WKU

POINTS

Season 13, vs. N.C. A&T, 11/22/16
Career 14, vs. UAB, 01/28/16

REBOUNDS

Season 7, vs. N.C. A&T, 11/22/16
Career 12, 2x, last vs. Alabama A&M, 12/16/15

FIELD GOALS

Season 4, 2x, last vs. N.C. A&T, 11/22/16
Career 5, 2x, last vs. Camp. (Ky.), 11/14/15

FIELD GOALS ATTEMPTED

Season 7, 2x, last at Belmont, 11/19/16
Career 11, vs. Florida Atlantic, 01/09/16

THREE-POINT FIELD GOALS

Season 0
Career 1, at Marshall, 01/03/16

THREE-POINT FIELD GOALS ATTEMPTED

Season 1, at Belmont, 11/19/16
Career 1, 4x, last at Belmont, 11/19/16

FREE THROWS

Season 5, vs. N.C. A&T, 11/22/16
Career 6, vs. UAB, 01/28/16

FREE THROWS ATTEMPTED

Season 7, vs. N.C. A&T, 11/22/16
Career 7, 2x, last vs. N.C. A&T, 11/22/16

ASSISTS

Season 0
Career 3, 2x, last vs. Brescia (Ky.), 12/27/14

BLOCKED SHOTS

Season 5, vs. Washington, 11/25/16
Career 6, 2x, last vs. Brescia (Ky.), 12/28/15

STEALS

Season 1, 3x, last at Saint Mary's, 12/14/16
Career 3, vs. Marshall, 03/11/15

MINUTES PLAYED

Season 27, at Belmont, 11/19/16
Career 33, 2x, last vs. Florida Atlantic, 01/09/16

QUICK-HITTERS

- Blocked season-high five shots vs. Washington on Nov 25, 2016
- Notched season-high 13 points and seven rebounds with two blocks against North Carolina A&T on Nov. 22, 2016
- Blocked 66 shots in 2015-16, the seventh-most in a season in WKU history, and ranked fifth in Conference USA with 1.9 blocks per game
- One of four Hilltoppers – along with Jeremy Evans, Elgrace Wilborn and Chris Marcus – with at least 50 blocks in multiple seasons
- Has played for Great Britain's National Team three times in the FIBA European Championships, most recently in 2015 in the U20 championships

CAREER STATISTICS

Year	GP	GS	Min	Avg	FG	FGA	Pct	3FG	FGA	Pct	FT	FTA	Pct	Off	Def	Tot	Avg	PF	FO	Ast	TO	Blk	Stl	Pts	Avg
2013-14	12	2	95	7.9	8	17	.471	0	2	.000	8	12	.667	6	12	18	1.5	16	1	2	6	9	1	24	2.0
2014-15	32	8	602	18.8	49	84	.583	0	0	.000	25	51	.490	35	68	103	3.2	71	0	21	27	53	14	123	3.8
2015-16	34	11	547	16.1	57	96	.594	1	1	1.000	56	73	.767	37	75	112	3.3	91	6	13	37	66	11	171	5.0
2016-17	10	7	179	17.9	20	36	.556	0	1	.000	14	22	.636	10	30	40	4.0	17	0	0	13	21	3	54	5.4
TOTAL	88	28	1,423	16.2	134	233	.575	1	4	.250	103	158	.652	88	185	273	3.1	195	7	36	83	149	29	372	4.2



#15 TYLER MILLER

JUNIOR | GUARD | 6-4 | 185 | TR
LOUISVILLE, KY. (MARSHALLTOWN CC)

Opp.	GS	Min	FG	A	Pct	3FG	A	Pct	FT	A	Pct	O	D	T	PF	FO	A	TO	B	S	Pts
ALABAMA STATE		1	0	0	.000	0	0	.000	0	0	.000	0	0	0	0	0	0	0	0	0	0
JACKSONVILLE ST.		DNP																			
at Belmont		1	0	0	.000	0	0	.000	0	0	.000	0	0	0	0	0	0	0	0	0	0
NC A&T		2	0	0	.000	0	0	.000	0	0	.000	0	0	0	0	0	1	0	0	0	0
vs. Washington		2	0	0	.000	0	0	.000	0	0	.000	0	0	0	0	0	0	0	0	1	0
at UNLV		DNP																			
at Eastern Ky.		1	0	0	.000	0	0	.000	0	0	.000	0	0	0	0	0	0	0	0	0	0
at Missouri		DNP																			
at Indiana State		DNP																			
at Saint Mary's		DNP																			
at Detroit Mercy																					
OHIO																					
AUSTIN PEAY																					
at Fla. Atlantic																					
at FIU																					
CHARLOTTE																					
OLD DOMINION																					
at UAB																					
at Middle Tenn.																					
at Marshall																					
UTEP																					
UTSA																					
at LA Tech																					
at Southern Miss																					
MARSHALL																					
MIDDLE TENN.																					
UAB																					
at Charlotte																					
at Old Dominion																					
NORTH TEXAS																					
RICE																					

SEASON/CAREER HIGHS AT WKU

POINTS

Season	0
Career	Same

REBOUNDS

Season	0
Career	Same

FIELD GOALS

Season	0
Career	Same

FIELD GOALS ATTEMPTED

Season	0
Career	Same

THREE-POINT FIELD GOALS

Season	0
Career	Same

THREE-POINT FIELD GOALS ATTEMPTED

Season	0
Career	Same

FREE THROWS

Season	0
Career	Same

FREE THROWS ATTEMPTED

Season	0
Career	Same

ASSISTS

Season	1, vs. N.C. A&T, 11/22/16
Career	Same

BLOCKED SHOTS

Season	0
Career	Same

STEALS

Season	1, vs. Washington, 11/25/16
Career	Same

MINUTES PLAYED

Season	2, 2x, last vs. Washington, 11/25/16
Career	Same

QUICK-HITTERS

- Registered first assist as a Hilltopper against North Carolina A&T on Nov. 22, 2016
- Made Hilltopper debut on Nov. 12, 2016, against Alabama State
- Appeared in 59 games over two seasons at Marshalltown Community College, including 53 starts
- Averaged 8.5 points, 4.1 rebounds, 4.1 assists and 1.7 steals as a sophomore
- Named Defensive Player of the Year in his final prep season at 22ft Academy
- Previously played basketball, football and track at Louisville Male High School
- Mother played basketball at the University of Louisville.

CAREER STATISTICS

Year	GP	GS	Min	Avg	FG	FGA	Pct	3FG	FGA	Pct	FT	FTA	Pct	Off	Def	Tot	Avg	PF	FO	Ast	TO	Blk	Stl	Pts	Avg
MARSHALLTOWN COMMUNITY COLLEGE																									
2014-15	28	22	652	23.3	37	112	.330	1	9	.111	29	49	.592	18	45	63	2.3	50	1	49	36	14	27	104	3.7
2015-16	31	31	843	27.2	92	214	.430	8	31	.258	70	127	.551	32	95	127	4.1	62	0	126	76	6	54	262	8.5
WKU																									
2016-17	5	0	7	1.4	0	0	.000	0	0	.000	0	0	.000	0	0	0	0.0	0	0	1	0	0	1	0	0.0
WKU TOTAL	5	0	7	1.4	0	0	.000	0	0	.000	0	0	.000	0	0	0	0.0	0	0	1	0	0	1	0	0.0



#21 MARKO STAJKOVSKI

FRESHMAN | GUARD | 6-7 | 195 | HS
NOVI SAD, SERBIA (E-GIMNAZIJA NOVI SAD)

Opp.	GS	Min	FG	A	Pct	3FG	A	Pct	FT	A	Pct	O	D	T	PF	FO	A	TO	B	S	Pts
ALABAMA STATE	DNP																				
JACKSONVILLE ST.	DNP																				
at Belmont	1	0	0	.000	0	0	.000	0	0	.000	0	0	0	0	0	0	0	0	0	0	0
NC A&T	2	0	0	.000	0	0	.000	0	0	.000	0	1	1	0	0	0	0	0	0	0	0
vs. Washington	DNP																				
at UNLV	DNP																				
at Eastern Ky.	DNP																				
at Missouri	DNP																				
at Indiana State	DNP																				
at Saint Mary's	DNP																				
at Detroit Mercy																					
OHIO																					
AUSTIN PEAY																					
at Fla. Atlantic																					
at FIU																					
CHARLOTTE																					
OLD DOMINION																					
at UAB																					
at Middle Tenn.																					
at Marshall																					
UTEP																					
UTSA																					
at LA Tech																					
at Southern Miss																					
MARSHALL																					
MIDDLE TENN.																					
UAB																					
at Charlotte																					
at Old Dominion																					
NORTH TEXAS																					
RICE																					

SEASON/CAREER HIGHS AT WKU

POINTS

Season	0
Career	0

REBOUNDS

Season	1, vs. N.C. A&T, 11/22/16
Career	0

FIELD GOALS

Season	0
Career	0

FIELD GOALS ATTEMPTED

Season	0
Career	0

THREE-POINT FIELD GOALS

Season	0
Career	0

THREE-POINT FIELD GOALS ATTEMPTED

Season	0
Career	0

FREE THROWS

Season	0
Career	0

FREE THROWS ATTEMPTED

Season	0
Career	0

ASSISTS

Season	0
Career	0

BLOCKED SHOTS

Season	0
Career	0

STEALS

Season	0
Career	0

MINUTES PLAYED

Season	2, vs. N.C. A&T, 11/22/16
Career	0

QUICK-HITTERS

- Grabbed first career rebound against North Carolina A&T on Nov. 22, 2016
- Made college debut at Belmont on Nov. 19, 2016, and registered one minute
- Won Hungarian National Championship with Szolnoki Olaj while attending E-Gimnazija Novi Sad in Serbia
- Competed for Crvena Zvezda Junior Team in Belgrade, Serbia, winning the Euroleague Basketball International Junior Tournament

CAREER STATISTICS

Year	GP	GS	Min	Avg	FG	FGA	Pct	3FG	FGA	Pct	FT	FTA	Pct	Off	Def	Tot	Avg	PF	FO	Ast	TO	Blk	Stl	Pts	Avg
2016-17	2	0	3	1.5	0	0	.000	0	0	.000	0	0	.000	0	1	1	0.5	0	0	0	0	0	0	0	0.0
TOTAL	2	0	3	1.5	0	0	.000	0	0	.000	0	0	.000	0	1	1	0.5	0	0	0	0	0	0	0	0.0



#23 JUSTIN JOHNSON

JUNIOR | FORWARD | 6-7 | 240 | 2L
HAZARD, KY. (PERRY COUNTY CENTRAL HS)

Opp.	GS	Min	FG	A	Pct	3FG	A	Pct	FT	A	Pct	O	D	T	PF	FO	A	TO	B	S	Pts
ALABAMA STATE	*	28	3	8	.375	0	2	.000	3	6	.500	0	7	7	1	0	0	3	1	1	9
JACKSONVILLE ST.	*	36	6	14	.429	2	4	.500	3	3	1.000	4	6	10	0	0	1	0	1	0	17
at Belmont	*	30	7	11	.636	3	4	.750	0	1	.000	1	8	9	2	0	2	2	1	0	17
NC A&T	*	25	2	5	.400	0	0	.000	8	8	1.000	3	7	10	3	0	3	3	2	0	12
vs. Washington	*	32	2	9	.222	0	1	.000	1	2	.500	3	8	11	2	0	2	0	0	0	5
at UNLV	*	34	3	8	.375	0	0	.000	4	6	.667	3	7	10	4	0	3	2	1	0	10
at Eastern Ky.	*	33	6	10	.600	1	1	1.000	5	7	.714	2	6	8	0	0	0	1	1	0	18
at Missouri	*	25	5	11	.455	0	1	.000	4	7	.571	1	4	5	3	0	1	2	0	0	14
at Indiana State	*	33	4	7	.571	1	1	1.000	5	8	.625	1	9	10	1	0	6	1	0	1	14
at Saint Mary's	*	27	4	10	.400	2	3	.667	1	2	.500	1	5	6	1	0	2	3	0	0	11
at Detroit Mercy																					
OHIO																					
AUSTIN PEAY																					
at Fla. Atlantic																					
at FIU																					
CHARLOTTE																					
OLD DOMINION																					
at UAB																					
at Middle Tenn.																					
at Marshall																					
UTEP																					
UTSA																					
at LA Tech																					
at Southern Miss																					
MARSHALL																					
MIDDLE TENN.																					
UAB																					
at Charlotte																					
at Old Dominion																					
NORTH TEXAS																					
RICE																					

SEASON/CAREER HIGHS AT WKU

POINTS

Season 18, at Eastern Kentucky, 11/30/16
Career 25, vs. FIU, 01/07/16

REBOUNDS

Season 11, vs. Washington, 11/25/16
Career 15, 2x, last vs. UAB, 03/10/16

FIELD GOALS

Season 7, at Belmont, 11/19/16
Career 11, at Marshall, 01/03/16

FIELD GOALS ATTEMPTED

Season 14, vs. Jacksonville State, 11/16/16
Career 18, vs. Stony Brook, 11/21/15

THREE-POINT FIELD GOALS

Season 3, at Belmont, 11/19/16
Career Same

THREE-POINT FIELD GOALS ATTEMPTED

Season 4, 2x, last at Belmont, 11/19/16
Career Same

FREE THROWS

Season 8, vs. N.C. A&T, 11/22/16
Career 11, vs. FIU, 01/07/16

FREE THROWS ATTEMPTED

Season 8, 2x, last at Indiana State, 12/11/16
Career 11, 2x, last vs. FIU, 01/07/16

ASSISTS

Season 6, at Indiana State, 12/11/16
Career Same

BLOCKED SHOTS

Season 2, vs. N.C. A&T, 11/22/16
Career 3, vs. Campbellsville (Ky.), 11/14/15

STEALS

Season 1, 2x, last at Indiana State, 12/11/16
Career 2, 7x, last at UAB, 02/27/16

MINUTES PLAYED

Season 36, vs. Jacksonville State, 11/16/16
Career 38, vs. LA Tech, 03/05/16

QUICK-HITTERS

- Tallied 14 points, 10 rebounds and a career-high six assists at Indiana State on Dec. 11, 2016
- Scored season-high 18 points at Eastern Kentucky on Nov. 30, 2016
- Knocked down a career-high three 3-pointers at Belmont on Nov. 19, 2016
- Named to Conference USA Preseason All-Conference Team
- Averaged 14.9 points and 7.9 rebounds per game, becoming the first Hilltopper to lead the team in both categories since Derrick Gordon in 2011-12
- Ranked second in C-USA and in the top 20 in the nation in field goal percentage at 60.2 percent
- His 507 points last season were the seventh-most ever by a Hilltopper sophomore
- Needs 228 points to reach 1,000 for his career

CAREER STATISTICS

Year	GP	GS	Min	Avg	FG	FGA	Pct	3FG	FGA	Pct	FT	FTA	Pct	Off	Def	Tot	Avg	PF	FO	Ast	TO	Blk	Stl	Pts	Avg
2014-15	31	1	482	15.5	60	119	.504	0	3	.000	29	67	.433	46	80	126	4.1	48	0	22	18	14	13	149	4.8
2015-16	34	26	984	28.9	197	327	.602	1	9	.111	112	166	.675	102	168	270	7.9	73	3	48	58	19	16	507	14.9
2016-17	10	10	303	30.3	42	93	.452	9	17	.529	34	50	.680	19	67	86	8.6	17	0	20	17	7	2	127	12.7
TOTAL	75	37	1,769	23.6	299	539	.555	10	29	.345	175	283	.618	167	315	482	6.4	138	3	90	93	40	31	783	10.4



#24 WILLIE CARMICHAEL

RS-SOPHOMORE | FORWARD | 6-8 | 210 | RS
APOPKA, FLA. (UNIV. OF TENNESSEE)

Opp.	GS	Min	FG	A	Pct	3FG	A	Pct	FT	A	Pct	O	D	T	PF	FO	A	TO	B	S	Pts
ALABAMA STATE	DNP																				
JACKSONVILLE ST.	DNP																				
at Belmont	DNP																				
NC A&T	DNP																				
vs. Washington	DNP																				
at UNLV	DNP																				
at Eastern Ky.	DNP																				
at Missouri	DNP																				
at Indiana State	DNP																				
at Saint Mary's	4	0	1	.000	0	1	.000	2	2	1.000	0	2	2	0	0	0	1	0	0	2	
at Detroit Mercy																					
OHIO																					
AUSTIN PEAY																					
at Fla. Atlantic																					
at FIU																					
CHARLOTTE																					
OLD DOMINION																					
at UAB																					
at Middle Tenn.																					
at Marshall																					
UTEP																					
UTSA																					
at LA Tech																					
at Southern Miss																					
MARSHALL																					
MIDDLE TENN.																					
UAB																					
at Charlotte																					
at Old Dominion																					
NORTH TEXAS																					
RICE																					

SEASON/CAREER HIGHS AT WKU

POINTS

Season	2, at Saint Mary's, 12/14/16
Career	Same

REBOUNDS

Season	2, at Saint Mary's, 12/14/16
Career	Same

FIELD GOALS

Season	0
Career	0

FIELD GOALS ATTEMPTED

Season	1, at Saint Mary's, 12/14/16
Career	Same

THREE-POINT FIELD GOALS

Season	0
Career	0

THREE-POINT FIELD GOALS ATTEMPTED

Season	1, at Saint Mary's, 12/14/16
Career	Same

FREE THROWS

Season	2, at Saint Mary's, 12/14/16
Career	Same

FREE THROWS ATTEMPTED

Season	2, at Saint Mary's, 12/14/16
Career	Same

ASSISTS

Season	0
Career	0

BLOCKED SHOTS

Season	0
Career	0

STEALS

Season	0
Career	0

MINUTES PLAYED

Season	4, at Saint Mary's, 12/14/16
Career	Same

QUICK-HITTERS

- Made Hilltopper debut at Saint Mary's on Dec. 14, 2016, scoring two points with two rebounds in four minutes
- Sat out last season at WKU after transferring from the University of Tennessee
- Appeared in all 32 games for Tennessee as a freshman with 19 starts, averaging 3.0 points and 2.3 rebounds per game
- Led the Volunteers in field goal percentage at 51.9 percent
- Named 7A State Player of the Year by the Orlando Sentinel as a senior at Wekiva (Fla.) High School

CAREER STATISTICS

Year	GP	GS	Min	Avg	FG	FGA	Pct	3FG	FGA	Pct	FT	FTA	Pct	Off	Def	Tot	Avg	PF	FO	Ast	TO	Blk	Stl	Pts	Avg
TENNESSEE																									
2014-15	32	19	475	14.8	40	77	.519	0	0	.000	15	24	.625	44	31	75	2.3	101	4	11	29	13	6	95	3.0
WKU																									
2015-16	Sat out per NCAA transfer rules																								
2016-17	1	0	4	4.0	0	1	.000	0	1	.000	2	2	1.000	0	2	2	2.0	0	0	0	1	0	0	2	2.0
TOTAL	33	20	479	14.5	40	78	.513	0	1	.000	17	26	.654	44	33	77	2.3	101	4	11	30	13	6	97	2.9



#32 QUE JOHNSON

RS-SENIOR | GUARD | 6-6 | 205 | TR
PONTIAC, MICH. (WASHINGTON STATE)

Opp.	GS	Min	FG	A	Pct	3FG	A	Pct	FT	A	Pct	O	D	T	PF	FO	A	TO	B	S	Pts
ALABAMA STATE	*	30	5	9	.556	3	6	.500	3	5	.600	0	9	9	3	0	1	3	1	2	16
JACKSONVILLE ST.	*	37	6	11	.545	2	4	.500	0	0	.000	1	6	7	2	0	1	2	0	2	14
at Belmont	*	34	6	15	.400	2	5	.400	0	0	.000	2	0	2	1	0	1	3	0	1	14
NC A&T	*	31	5	9	.556	3	7	.429	5	6	.833	0	3	3	0	0	0	1	0	1	18
vs. Washington	*	30	3	12	.250	1	5	.200	5	7	.714	0	5	5	4	0	0	1	0	1	12
at UNLV	*	39	5	14	.357	3	10	.300	3	4	.750	1	6	7	2	0	3	2	1	2	16
at Eastern Ky.	*	33	3	8	.375	2	5	.400	5	6	.833	0	4	4	4	0	3	3	0	1	13
at Missouri	*	34	5	12	.417	1	5	.200	1	2	.500	0	8	8	2	0	1	3	1	1	12
at Indiana State	*	29	5	11	.455	2	4	.500	3	4	.750	1	1	2	3	0	0	4	1	2	15
at Saint Mary's	*	31	5	12	.417	1	4	.250	0	1	.000	1	3	4	1	0	3	1	0	0	11
at Detroit Mercy																					
OHIO																					
AUSTIN PEAY																					
at Fla. Atlantic																					
at FIU																					
CHARLOTTE																					
OLD DOMINION																					
at UAB																					
at Middle Tenn.																					
at Marshall																					
UTEP																					
UTSA																					
at LA Tech																					
at Southern Miss																					
MARSHALL																					
MIDDLE TENN.																					
UAB																					
at Charlotte																					
at Old Dominion																					
NORTH TEXAS																					
RICE																					

SEASON/CAREER HIGHS AT WKU

POINTS

Season	18, vs. N.C. A&T, 11/22/16
Career	Same

REBOUNDS

Season	9, vs. Alabama State, 11/12/16
Career	Same

FIELD GOALS

Season	6, 2x, last at Belmont, 11/19/16
Career	Same

FIELD GOALS ATTEMPTED

Season	15, at Belmont, 11/19/16
Career	Same

THREE-POINT FIELD GOALS

Season	3, 3x, last at UNLV, 11/26/16
Career	Same

THREE-POINT FIELD GOALS ATTEMPTED

Season	10, at UNLV, 11/26/16
Career	Same

FREE THROWS

Season	5, 3x, last at Eastern Kentucky, 11/30/16
Career	Same

FREE THROWS ATTEMPTED

Season	7, vs. Washington, 11/25/16
Career	Same

ASSISTS

Season	3, 3x, last at Saint Mary's, 12/14/16
Career	Same

BLOCKED SHOTS

Season	1, 4x, last at Indiana State, 12/11/16
Career	Same

STEALS

Season	2, 4x, last at Indiana State, 12/11/16
Career	Same

MINUTES PLAYED

Season	39, at UNLV, 11/26/16
Career	Same

QUICK-HITTERS

- Named to the All-Tournament team at the Global Sports Classic in Las Vegas in November
- Scored season-high 18 points – all in the first half – against North Carolina A&T on 11/22/16
- Tallied a team-high 16 points and nine rebounds in his Hilltopper debut against Alabama State on Nov. 12, 2016
- Graduated in 2016 and is enrolled in graduate school at WKU studying intercollegiate athletic administration
- Appeared in 31 games for Washington State last season, with 25 starts and 11.3 points per game
- Led the Cougars and ranked 11th in the Pac-12 Conference with a 40.4 shooting percentage from 3-point range
- Ranked 13th in the Pac-12 at 75.9 percent from the free-throw line
- Ranks 16th on WSU's all-time list for 3-point field goals made with 121

CAREER STATISTICS

Year	GP	GS	Min	Avg	FG	FGA	Pct	3FG	FGA	Pct	FT	FTA	Pct	Off	Def	Tot	Avg	PF	FO	Ast	TO	Blk	Stl	Pts	Avg
WASHINGTON STATE																									
2012-13	Sat out as redshirt																								
2013-14	31	14	737	23.8	103	262	.393	51	145	.352	39	55	.709	17	57	74	2.4	55	0	20	30	2	14	296	9.5
2014-15	31	3	559	18.0	60	155	.387	28	77	.364	41	48	.854	15	56	71	2.3	55	1	32	33	4	10	189	6.1
2015-16	31	25	795	25.6	121	293	.413	42	104	.404	66	87	.759	16	61	77	2.5	76	3	36	42	6	16	350	11.3
WKU																									
2016-17	10	10	328	32.8	48	113	.425	20	55	.364	25	35	.714	6	45	51	5.1	22	0	13	23	4	13	141	14.1
TOTAL	103	52	2,419	23.5	331	823	.402	141	381	.370	171	225	.760	54	219	273	2.7	208	4	101	128	16	53	976	9.5



#42 ANTON WATERS

SENIOR | FORWARD | 6-7 | 245 | 1L

BALTIMORE, MD. (GULF COAST STATE COLLEGE)

Opp.	GS	Min	FG	A	Pct	3FG	A	Pct	FT	A	Pct	O	D	T	PF	FO	A	TO	B	S	Pts
ALABAMA STATE		19	4	5	.800	0	0	.000	0	1	.000	3	5	8	4	0	0	2	1	0	8
JACKSONVILLE ST.		17	3	4	.750	0	0	.000	1	3	.333	2	6	8	2	0	0	1	0	0	7
at Belmont		16	3	5	.600	1	1	1.000	2	2	1.000	2	3	5	0	0	0	0	1	1	9
NC A&T		14	3	6	.500	0	0	.000	3	4	.750	1	3	4	3	0	0	1	0	0	9
vs. Washington		22	4	10	.400	0	0	.000	3	6	.500	4	6	10	3	0	0	2	1	0	11
at UNLV		24	5	9	.556	0	0	.000	0	0	.000	3	1	4	3	0	0	2	0	0	10
at Eastern Ky.		17	0	2	.000	0	1	.000	1	2	.500	1	3	4	3	0	1	2	0	0	1
at Missouri		6	1	3	.333	0	0	.000	0	0	.000	1	1	2	1	0	0	2	0	1	2
at Indiana State		23	3	6	.500	0	1	.000	0	3	.000	2	8	10	1	0	0	1	1	1	6
at Saint Mary's		13	0	2	.000	0	1	.000	2	2	1.000	2	2	4	1	0	0	1	0	0	2
at Detroit Mercy																					
OHIO																					
AUSTIN PEAY																					
at Fla. Atlantic																					
at FIU																					
CHARLOTTE																					
OLD DOMINION																					
at UAB																					
at Middle Tenn.																					
at Marshall																					
UTEP																					
UTSA																					
at LA Tech																					
at Southern Miss																					
MARSHALL																					
MIDDLE TENN.																					
UAB																					
at Charlotte																					
at Old Dominion																					
NORTH TEXAS																					
RICE																					

SEASON/CAREER HIGHS AT WKU

POINTS

Season 11, vs. Washington, 11/25/16
Career 12, at Middle Tennessee, 02/25/16

REBOUNDS

Season 10, 2x, last at Indiana State, 12/11/16
Career Same

FIELD GOALS

Season 5, at UNLV, 11/26/16
Career 6, at Middle Tennessee, 02/25/16

FIELD GOALS ATTEMPTED

Season 10, vs. Washington, 11/25/16
Career 10, 2x, last vs. Washington, 11/25/16

THREE-POINT FIELD GOALS

Season 1, at Belmont, 11/19/16
Career Same

THREE-POINT FIELD GOALS ATTEMPTED

Season 1, 3x, last at Indiana State, 12/11/16
Career 1, 5x, last at Indiana State, 12/11/16

FREE THROWS

Season 3, 2x, last vs. Washington, 11/25/16
Career 8, vs. Middle Tennessee, 01/30/16

FREE THROWS ATTEMPTED

Season 6, vs. Washington, 11/25/16
Career 10, vs. Brescia (Ky.), 12/28/15

ASSISTS

Season 1, at Eastern Kentucky, 11/30/16
Career 1, 8x, last at Eastern Kentucky, 11/30/16

BLOCKED SHOTS

Season 1, 4x, last at Indiana State, 12/11/16
Career 1, 12x, last at Indiana State, 12/11/16

STEALS

Season 1, 3x, last at Indiana State, 12/11/16
Career 1, 6x, last at Indiana State, 12/11/16

MINUTES PLAYED

Season 24, at UNLV, 11/26/16
Career Same

QUICK-HITTERS

- Recorded first career double-double with 11 points and a career-high 10 rebounds against Washington on Nov. 25, 2016
- Made first career 3-pointer at Belmont on Nov. 19, 2016
- Grabbed career-high eight rebounds in each of WKU's first two games in 2016-17
- Played in 33 games with 19 starts in his first year with the Hilltoppers in 2015-16
- Averaged 4.4 points and 4.0 rebounds as a junior
- Previously played two seasons at Gulf Coast State College, averaging 11.2 point and 7.9 rebounds as a sophomore

CAREER STATISTICS

Year	GP	GS	Min	Avg	FG	FGA	Pct	3FG	FGA	Pct	FT	FTA	Pct	Off	Def	Tot	Avg	PF	FO	Ast	TO	Blk	Stl	Pts	Avg
GULF COAST STATE COLLEGE																									
2013-14	28	16	N/A	N/A	75	159	.472	0	0	.000	49	69	.710	74	98	172	6.1	88	3	16	41	22	11	199	7.1
2014-15	28	19	N/A	N/A	124	245	.506	0	1	.000	66	94	.702	95	126	221	7.9	73	1	15	57	17	8	314	11.2
WKU																									
2015-16	33	19	480	14.5	57	110	.518	0	2	.000	30	43	.698	57	74	131	4.0	65	2	7	26	10	3	144	4.4
2016-17	10	0	171	17.1	26	52	.500	1	4	.250	12	23	.522	21	38	59	5.9	21	0	1	14	4	3	65	6.5
WKU TOTAL	43	19	651	15.1	83	162	.512	1	6	.167	42	66	.636	78	112	190	4.4	86	2	8	40	14	6	209	4.9



#43 MARTY LEAHY

FRESHMAN | GUARD | 6-5 | 210 | HS
BRISBANE, AUSTRALIA (IPSWICH GRAMMAR)

Opp.	GS	Min	FG	A	Pct	3FG	A	Pct	FT	A	Pct	O	D	T	PF	FO	A	TO	B	S	Pts
ALABAMA STATE		13	2	3	.667	2	3	.667	0	0	.000	0	0	0	4	0	0	1	0	0	6
JACKSONVILLE ST.		1	0	0	.000	0	0	.000	0	0	.000	0	0	0	0	0	0	0	0	0	0
at Belmont		1	0	0	.000	0	0	.000	0	0	.000	0	0	0	0	0	0	0	0	0	0
NC A&T		17	1	4	.250	0	1	.000	4	5	.800	1	2	3	2	0	1	2	0	1	6
vs. Washington		9	0	2	.000	0	1	.000	0	0	.000	1	1	2	2	0	0	0	0	1	0
at UNLV		11	0	0	.000	0	0	.000	2	2	1.000	0	3	3	0	0	0	1	0	0	2
at Eastern Ky.		10	1	1	1.000	1	1	1.000	0	0	.000	0	0	0	0	0	0	0	0	0	3
at Missouri		7	0	0	.000	0	0	.000	0	0	.000	0	1	1	1	0	0	0	0	0	0
at Indiana State		10	0	0	.000	0	0	.000	0	0	.000	0	0	0	1	0	0	0	0	0	0
at Saint Mary's		16	2	3	.667	1	1	1.000	0	0	.000	0	0	0	1	0	2	1	0	0	5
at Detroit Mercy																					
OHIO																					
AUSTIN PEAY																					
at Fla. Atlantic																					
at FIU																					
CHARLOTTE																					
OLD DOMINION																					
at UAB																					
at Middle Tenn.																					
at Marshall																					
UTEP																					
UTSA																					
at LA Tech																					
at Southern Miss																					
MARSHALL																					
MIDDLE TENN.																					
UAB																					
at Charlotte																					
at Old Dominion																					
NORTH TEXAS																					
RICE																					

SEASON/CAREER HIGHS AT WKU

POINTS

Season 6, 2x, last vs. N.C. A&T, 11/22/16
Career Same

REBOUNDS

Season 3, 2x, last at UNLV, 11/26/16
Career Same

FIELD GOALS

Season 2, 2x, last at Saint Mary's, 12/14/16
Career Same

FIELD GOALS ATTEMPTED

Season 4, vs. N.C. A&T, 11/22/16
Career Same

THREE-POINT FIELD GOALS

Season 2, 2x, last at Saint Mary's, 12/14/16
Career Same

THREE-POINT FIELD GOALS ATTEMPTED

Season 3, 2x, last at Saint Mary's, 12/14/16
Career Same

FREE THROWS

Season 4, vs. N.C. A&T, 11/22/16
Career Same

FREE THROWS ATTEMPTED

Season 5, vs. N.C. A&T, 11/22/16
Career Same

ASSISTS

Season 2, at Saint Mary's, 12/14/16
Career Same

BLOCKED SHOTS

Season 0
Career Same

STEALS

Season 1, 2x, last vs. Washington, 11/25/16
Career Same

MINUTES PLAYED

Season 17, vs. N.C. A&T, 11/22/16
Career Same

QUICK-HITTERS

- Netted two 3-pointers and dished out a career-high two assists at Saint Mary's on Dec. 14, 2016
- Played career-high 17 minutes with six points, 4 of 5 free throws, three rebounds, an assist and a steal against North Carolina A&T on Nov. 22, 2016
- Hit two 3-pointers in his college debut vs. Alabama State on Nov. 12, 2016
- Averaged 24 points, 10 rebounds and five assists per game as a senior at Ipswich Grammar School in Queensland, Australia
- Made trial camp appearances for the Under-17 and Under-19 Australian National Teams
- Played for the Papua New Guinea National Team during the 2015 Pacific Games
- Also played volleyball at Ipswich Grammar

CAREER STATISTICS

Year	GP	GS	Min	Avg	FG	FGA	Pct	3FG	FGA	Pct	FT	FTA	Pct	Off	Def	Tot	Avg	PF	FO	Ast	TO	Blk	Stl	Pts	Avg
2016-17	10	0	95	9.5	6	13	.462	4	7	.571	6	7	.857	2	7	9	0.9	11	0	3	5	0	2	22	2.2
TOTAL	10	0	95	9.5	6	13	.462	4	7	.571	6	7	.857	2	7	9	0.9	11	0	3	5	0	2	22	2.2

HILLTOPPER IMG SPORTS NETWORK

The Hilltoppers can be heard on the radio on 13 different stations throughout the Commonwealth of Kentucky, which reaches over 1.5 million potential listeners.

- WKLX-FM (100.7) Bowling Green*
- WTCO-AM (1450) Campbellsville
- WTHX-FM (106.1) Elizabethtown
- WIEL-AM (1400) Elizabethtown
- WFKN-AM (1220) Franklin
- WCDS-AM (1230) Glasgow
- WXAM-AM (1430) Hodgenville
- WHOP-FM (95.3) Hopkinsville
- WHOP-AM (1230) Hopkinsville
- WXVW-AM (1450) Louisville
- WTTL-AM (1310) Madisonville
- WPKY-AM (1580) Princeton
- WTLO-AM (1480) Somerset

(*) denotes originating station

GAME-BY-GAME HIGHLIGHTS

NOVEMBER 1, 2016 | WKU 87, CAMPBELLVILLE 79 (EXH.) | BOWLING GREEN, KY.

- Five players scored in double figures for the Hilltoppers, who shot 47 percent from the field, netted 26 of 32 free throws and made their last 11 shots of the first half
- Justin Johnson paced WKU with 22 points and 12 rebounds, including two 3-pointers – one more than he made all last season
- Pancake Thomas had 17 points, while fellow graduate senior guard Junior Lomomba tallied 11 points, five rebounds and three assists in 37 minutes
- Willie Carmichael, who sat out last season after transferring from Tennessee, amassed 11 points and 13 rebounds in his first action as a Hilltopper

NOVEMBER 5, 2016 | WKU 103, KENTUCKY WESLEYAN 97, 2OT (EXH.) | BOWLING GREEN, KY.

- Pancake Thomas hit a game-tying 3-pointer as time expired in the first overtime to force a second extra period
- The Hilltoppers held KWC to four points in the second overtime and netted 33 of 43 free throws to help seal the victory
- Junior Lomomba scored a team-high 29 points, while Pancake Thomas added 24 points
- Junior Lomomba, Pancake Thomas and Que Johnson all played at least 45 minutes
- KWC's Ken-Jah Bosley scored 42 points with eight made 3s, but he was held scoreless in the second overtime

NOVEMBER 12, 2016 | WKU 79, ALABAMA STATE 66 | BOWLING GREEN, KY.

- The Hilltoppers held Alabama State to 17 points and 20.6 percent shooting in the first half
- Que Johnson paced WKU with a team-high 16 points and nine rebounds
- Pancake Thomas tallied 15 points – including 8-of-8 from the free-throw line – with four assists
- Freshmen Marty Leahy and Tobias Howard each hit two 3-pointers in their college debuts

NOVEMBER 16, 2016 | WKU 74, JACKSONVILLE STATE 67 | BOWLING GREEN, KY.

- WKU made 9 of 18 shots from 3-point range for the second straight game and netted 13 of 16 free throws
- Justin Johnson tallied his 11th career double-double with 17 points and 10 rebounds
- Que Johnson and Pancake Thomas each tallied 14 points
- Junior Lomomba contributed 11 points and a career-high seven assists

NOVEMBER 19, 2016 | BELMONT 90, WKU 69 | NASHVILLE, TENN.

- Belmont netted 16 of 34 3-pointers and shot 65.5 percent in the second half
- The Bruins' Evan Bradds led the way with 26 points and 14 rebounds
- Justin Johnson paced WKU with 17 point and nine rebounds, while Que Johnson added 14 points

NOVEMBER 22, 2016 | WKU 77, NORTH CAROLINA A&T 56 | BOWLING GREEN, KY.

- WKU netted 31 of 37 free throws, its most makes from the charity stripe since 2003
- Que Johnson led the Hilltoppers with 18 points, all in the first half
- Pancake Thomas and Ben Lawson each scored 13 points
- Justin Johnson registered his 12th career double-double with 12 points and 10 rebounds

NOVEMBER 25, 2016 | WASHINGTON 86, WKU 47 | LAS VEGAS, NEV.

- WKU shot 25.4 percent from the field, including 17.1 percent in the second half
- Que Johnson paced the Hilltoppers with 12 points
- Anton Waters recorded his first career double-double with 11 points and a career-high 10 rebounds

NOVEMBER 26, 2016 | UNLV 71, WKU 61 | LAS VEGAS, NEV.

- UNLV made 13 of 29 3-pointers, including 11 combined from Tyrell Green and Jalen Poyser
- Que Johnson paced WKU with 16 points, seven rebounds, three assists, two steals and a block
- Justin Johnson registered his 13th career double-double with 10 points and 10 rebounds

NOVEMBER 30, 2016 | EASTERN KENTUCKY 78, WKU 59 | RICHMOND, KY.

- Eastern Kentucky made 13 of 29 3-pointers and shot 50.9 percent from the field, including 59.3 percent in the second half
- Justin Johnson paced WKU with 18 points and eight rebounds
- Junior Lomomba scored a season-high 15 points, including 13 in the first half, and made 9 of 12 free throws

DECEMBER 3, 2016 | MISSOURI 59, WKU 56 | COLUMBIA, MO.

- WKU held Missouri without a field goal for the final 8:29 but could not come any closer than one point in the waning minutes
- Justin Johnson led the Hilltoppers with 14 points to go along with five rebounds
- Que Johnson added 12 points and eight rebounds, and Junior Lomomba had nine points, six assists and three rebounds

DECEMBER 11, 2016 | WKU 77, INDIANA STATE 59 | TERRE HAUTE, IND.

- WKU notched its first road win of the season, its first road win overall since Feb. 25, 2016, and its largest road victory since Jan. 23, 2014
- Pancake Thomas led four WKU players in double figures with 22 points, the most by a Hilltopper to that point this season
- Justin Johnson added 14 points, 10 rebounds and a career-high six assists for his fourth double-double of the season and 14th of his career
- The Hilltoppers held Indiana State to 2-of-24 shooting from 3-point range, the lowest percentage ever by a WKU foe taking at least 20 attempts from long range

DECEMBER 14, 2016 | NO. 20 SAINT MARY'S 73, WKU 51 | MORAGA, CALIF.

- Saint Mary's dished out 23 assists on 31 made baskets and shot 47.7 percent from the field
- Justin Johnson and Que Johnson led the Hilltoppers with 11 points apiece
- The Gaels' Jock Landale had 15 points and 13 rebounds, while Joe Rahon handed out 10 assists

2016-17 RESULTS

DATE	OPPONENT	SCORE	ATTENDANCE	WKU HIGH POINTS	WKU HIGH REBOUNDS	OPP HIGH POINTS
11/12	ALABAMA STATE	W, 79-66	4,149	Q. Johnson (16)	Q. Johnson (9)	Rodney Simeon (25)
11/16	JACKSONVILLE STATE	W, 74-67	4,226	J. Johnson (17)	J. Johnson (10)	Erik Durham (17)
11/19	at Belmont	L, 90-69	3,619	J. Johnson (17)	J. Johnson (9)	Evan Bradds (26)
11/22	NORTH CAROLINA A&T	W, 77-56	3,751	Q. Johnson (18)	J. Johnson (10)	Sam Hunt (19)
11/25	vs. Washington	L, 86-47	9,815	Q. Johnson (12)	J. Johnson (11)	Dominic Green (20)
11/26	at UNLV	L, 71-61	8,810	Q. Johnson (16)	J. Johnson (10)	Tyrell Green (23)
11/30	at Eastern Kentucky	L, 78-59	5,400	J. Johnson (18)	J. Johnson (8)	Asante Gist (19)
12/03	at Missouri	L, 59-56	4,547	J. Johnson (14)	Q. Johnson (8)	Frankie Hughes (18)
12/11	at Indiana State	W, 77-59	3,345	P. Thomas (22)	J. Johnson/A. Waters (10)	Brenton Scott (17)
12/14	at Saint Mary's	L, 73-51	2,581	Q. Johnson/J. Johnson (11)	J. Johnson (6)	Jock Landale (15)
12/17	at Detroit Mercy					
12/21	OHIO					
12/28	AUSTIN PEAY					
12/31	at Florida Atlantic					
01/02	at FIU					
01/05	CHARLOTTE					
01/07	OLD DOMINION					
01/12	at UAB					
01/14	at Middle Tennessee					
01/21	at Marshall					
01/26	UTEP					
01/28	UTSA					
02/02	at LA Tech					
02/04	at Southern Miss					
02/11	MARSHALL					
02/16	MIDDLE TENNESSEE					
02/19	UAB					
02/23	at Charlotte					
02/25	at Old Dominion					
03/02	NORTH TEXAS					
03/04	RICE					

2016-17 GAME-BY-GAME STARTING LINEUPS

DATE	OPPONENT	G	G	G/F	F	F	RECORD*
11/12	ALABAMA STATE	Lomomba	Thomas	Q. Johnson	J. Johnson	Lawson	1-0
11/16	JACKSONVILLE STATE	Lomomba	Thomas	Q. Johnson	J. Johnson	Lawson	2-0
11/19	at Belmont	Lomomba	Thomas	Q. Johnson	J. Johnson	Lawson	2-1
11/22	NORTH CAROLINA A&T	Lomomba	Thomas	Q. Johnson	J. Johnson	Lawson	3-1
11/25	vs. Washington	Lomomba	Thomas	Q. Johnson	J. Johnson	Lawson	3-2
11/26	at UNLV	Lomomba	Thomas	Q. Johnson	J. Johnson	Lawson	3-3
11/30	at Eastern Kentucky	Lomomba	Thomas	Q. Johnson	J. Johnson	Lawson	3-4
12/03	at Missouri	Howard	Thomas	Lomomba	Q. Johnson	J. Johnson	0-1
12/11	at Indiana State	Howard	Thomas	Lomomba	Q. Johnson	J. Johnson	1-1
12/14	at Saint Mary's	Howard	Thomas	Lomomba	Q. Johnson	J. Johnson	1-2
12/17	at Detroit Mercy						
12/21	OHIO						
12/28	AUSTIN PEAY						
12/31	at Florida Atlantic						
01/02	at FIU						
01/05	CHARLOTTE						
01/07	OLD DOMINION						
01/12	at UAB						
01/14	at Middle Tennessee						
01/21	at Marshall						
01/26	UTEP						
01/28	UTSA						
02/02	at LA Tech						
02/04	at Southern Miss						
02/11	MARSHALL						
02/16	MIDDLE TENNESSEE						
02/19	UAB						
02/23	at Charlotte						
02/25	at Old Dominion						
03/02	NORTH TEXAS						
03/04	RICE						

(*) running count of WKU's record with listed lineup

2016-17 GAME-BY-GAME COMPARISON

DATE	OPPONENT	FGM-A/%	3FG-A/%	FTM-A/%	OR-DR-TOT	PF	AST	TO	BK	STL	PTS
11/12	WKU	23-51/.451	9-18/.500	24-32/.750	8-36-44	13	10	18	4	3	79
	ALABAMA STATE	26-74/.351	9-29/.310	5-6/.833	12-27-39	27	12	13	2	7	66
11/16	WKU	26-54/.481	9-18/.500	13-16/.813	8-28-36	10	12	11	3	4	74
	JACKSONVILLE STATE	27-65/.415	8-22/.364	5-6/.833	11-23-34	17	11	8	2	6	67
11/19	WKU	28-62/.452	6-16/.375	7-10/.700	8-23-31	10	9	14	5	5	69
	at Belmont	36-62/.581	16-34/.471	2-4/.500	3-28-31	12	24	12	2	7	90
11/22	WKU	21-48/.438	4-15/.267	31-37/.838	10-25-35	16	12	13	4	4	77
	NORTH CAROLINA A&T	20-45/.444	5-14/.357	11-18/.611	4-21-25	28	4	18	4	6	56
11/25	WKU	17-67/.254	3-16/.188	10-19/.526	12-34-46	22	8	15	7	4	47
	vs. Washington	29-75/.387	9-22/.409	19-27/.704	19-41-60	19	16	10	12	7	86
11/26	WKU	22-55/.400	7-21/.333	10-14/.714	8-25-33	15	13	11	4	5	61
	at UNLV	24-57/.421	13-29/.448	10-12/.833	9-29-38	13	18	11	1	5	71
11/30	WKU	16-42/.381	5-17/.294	22-29/.759	5-21-26	12	10	13	4	5	59
	at Eastern Kentucky	29-57/.509	13-29/.448	7-10/.700	7-23-30	19	13	9	2	5	78
12/03	WKU	21-52/.404	3-15/.200	11-19/.579	4-26-30	20	11	15	4	7	56
	at Missouri	20-57/.351	5-24/.208	14-21/.667	14-30-44	16	10	17	1	10	59
12/11	WKU	25-47/.532	8-14/.571	19-29/.655	7-31-38	15	13	14	3	9	77
	at Indiana State	22-58/.379	2-24/.083	13-22/.591	12-20-32	23	6	13	2	7	59
12/14	WKU	18-48/.375	5-17/.294	10-13/.769	8-23-31	8	10	13	1	3	51
	at Saint Mary's	31-65/.477	9-27/.333	2-5/.400	13-24-37	15	23	7	3	8	73
12/17	WKU										
	at Detroit Mercy										
12/21	WKU										
	OHIO										
12/28	WKU										
	AUSTIN PEAY										
12/31	WKU										
	at Florida Atlantic										
01/02	WKU										
	at FIU										
01/05	WKU										
	CHARLOTTE										
01/07	WKU										
	OLD DOMINION										
01/12	WKU										
	at UAB										
01/14	WKU										
	at Middle Tennessee										
01/21	WKU										
	at Marshall										
01/26	WKU										
	UTEP										
01/28	WKU										
	UTSA										
02/02	WKU										
	at LA Tech										
02/04	WKU										
	at Southern Miss										
02/11	WKU										
	MARSHALL										
02/16	WKU										
	MIDDLE TENNESSEE										
02/19	WKU										
	UAB										
02/23	WKU										
	at Charlotte										
02/25	WKU										
	at Old Dominion										
03/02	WKU										
	NORTH TEXAS										
03/04	WKU										
	RICE										

2016-17 SPECIALTY STATS (LISTED: WKU-OPPONENT)

DATE	OPPONENT	IN PAINT	OFF TO	SECOND CHANCE	FAST BREAK	BENCH	LARGEST LEAD	LARGEST DEFICIT	LEAD CHANGES	TIES
11/12	ALABAMA STATE	24-30	14-21	9-18	4-11	22-16	24	None	0	0
11/16	JACKSONVILLE STATE	30-32	7-12	12-10	9-2	10-5	12	11	5	4
11/19	at Belmont	28-40	8-17	11-7	6-8	15-31	11	21	3	5
11/22	NORTH CAROLINA A&T	20-24	22-10	5-2	11-6	19-21	21	1	2	2
11/25	vs. Washington	20-34	4-10	7-17	2-13	18-41	2	41	4	4
11/26	at UNLV	22-16	7-14	7-9	7-2	15-9	3	13	8	6
11/30	at Eastern Kentucky	18-24	14-16	4-7	2-2	4-33	None	24	0	0
12/03	at Missouri	26-24	18-17	2-14	2-9	6-8	6	10	8	6
12/11	at Indiana State	22-34	13-20	6-5	0-2	12-29	19	2	3	1
12/14	at Saint Mary's	18-40	4-20	10-8	2-10	18-28	None	26	0	0
12/17	at Detroit Mercy									
12/21	OHIO									
12/28	AUSTIN PEAY									
12/31	at Florida Atlantic									
01/02	at FIU									
01/05	CHARLOTTE									
01/07	OLD DOMINION									
01/12	at UAB									
01/14	at Middle Tennessee									
01/21	at Marshall									
01/26	UTEP									
01/28	UTSA									
02/02	at LA Tech									
02/04	at Southern Miss									
02/11	MARSHALL									
02/16	MIDDLE TENNESSEE									
02/19	UAB									
02/23	at Charlotte									
02/25	at Old Dominion									
03/02	NORTH TEXAS									
03/04	RICE									

2016-17 TEAM SUPERLATIVES

WKU	HIGHS	LOWS
Points	79 (vs. Alabama State, 11/12)	47 (vs. Washington, 11/25)
First-half points	42 (vs. North Carolina A&T, 11/22)	24 (2 times)
Second-half points	45 (vs. Alabama State, 11/12)	16 (vs. Washington, 11/25)
Overtime points		
Winning margin	21 (vs. North Carolina A&T, 11/22)	7 (vs. Jacksonville State, 11/16)
Field goals	28 (at Belmont, 11/19)	16 (at Eastern Kentucky, 11/30)
Field goals attempted	67 (vs. Washington, 11/25)	42 (at Eastern Kentucky, 11/30)
Field goal percentage	.532 (at Indiana State, 12/11)	.254 (vs. Washington, 11/25)
3-point field goals	9 (2 times)	3 (2 times)
3-point field goals attempted	21 (at UNLV, 11/26)	14 (at Indiana State, 12/11)
3-point field goal percentage	.571 (at Indiana State, 12/11)	.188 (vs. Washington, 11/25)
Free throws	31 (vs. North Carolina A&T, 11/22)	7 (at Belmont, 11/19)
Free throws attempted	37 (vs. North Carolina A&T, 11/22)	10 (at Belmont, 11/19)
Free throw percentage	.838 (vs. North Carolina A&T, 11/22)	.526 (vs. Washington, 11/25)
Rebounds	46 (vs. Washington, 11/25)	26 (at Eastern Kentucky, 11/30)
Offensive rebounds	12 (vs. Washington, 11/25)	4 (at Missouri, 12/03)
Defensive rebounds	36 (vs. Alabama State, 11/12)	21 (at Eastern Kentucky, 11/30)
Personal fouls	22 (vs. Washington, 11/25)	8 (at Saint Mary's, 12/14)
Assists	13 (2 times)	8 (vs. Washington, 11/25)
Turnovers	18 (vs. Alabama State, 11/12)	11 (2 times)
Blocked shots	7 (vs. Washington, 11/25)	1 (at Saint Mary's, 12/14)
Steals	9 (at Indiana State, 12/11)	3 (2 times)

OPPONENTS	HIGHS	LOWS
Points	90 (at Belmont, 11/19)	56 (vs. North Carolina A&T, 11/22)
First-half points	42 (at Belmont, 11/19)	17 (vs. Alabama State, 11/12)
Second-half points	49 (vs. Alabama State, 11/12)	22 (vs. North Carolina A&T, 11/22)
Overtime points		
Winning margin	39 (vs. Washington, 11/25)	3 (at Missouri, 12/03)
Field goals	36 (at Belmont, 11/19)	20 (2 times)
Field goals attempted	75 (vs. Washington, 11/25)	45 (vs. North Carolina A&T, 11/22)
Field goal percentage	.581 (at Belmont, 11/19)	.351 (2 times)
3-point field goals	16 (at Belmont, 11/19)	2 (at Indiana State, 12/11)
3-point field goals attempted	34 (at Belmont, 11/19)	14 (vs. North Carolina A&T, 11/22)
3-point field goal percentage	.471 (at Belmont, 11/19)	.083 (at Indiana State, 12/11)
Free throws	19 (vs. Washington, 11/25)	2 (2 times)
Free throws attempted	27 (vs. Washington, 11/25)	4 (at Belmont, 11/19)
Free throw percentage	.833 (3 times)	.400 (at Saint Mary's, 12/14)
Rebounds	60 (vs. Washington, 11/25)	25 (vs. North Carolina A&T, 11/22)
Offensive rebounds	19 (vs. Washington, 11/25)	3 (at Belmont, 11/19)
Defensive rebounds	41 (vs. Washington, 11/25)	20 (at Indiana State, 12/11)
Personal fouls	28 (vs. North Carolina A&T, 11/22)	12 (at Belmont, 11/19)
Assists	24 (at Belmont, 11/19)	4 (vs. North Carolina A&T, 11/22)
Turnovers	18 (vs. North Carolina A&T, 11/22)	7 (at Saint Mary's, 12/14)
Blocked shots	12 (vs. Washington, 11/25)	1 (2 times)
Steals	10 (at Missouri, 12/03)	5 (2 times)

2016-17 INDIVIDUAL SUPERLATIVES

WKU HIGHS

Points	22 (Thomas at Indiana State, 12/11)
Field goals	7 (2 instances)
Field goals attempted	15 (Q. Johnson at Belmont, 11/19)
Field goal percentage (min. 6 att.)	.667 [4-6] (Lomomba at Indiana State, 12/11)
3-point field goals	4 (Thomas vs. Jacksonville State, 11/16)
3-point field goals attempted	10 (Q. Johnson, at UNLV, 11/26)
3-point field goal percentage (min. 4 att.)	.750 [3-4] (J. Johnson at Belmont, 11/19)
Free throws	8 (2 instances)
Free throws attempted	8 (4 instances)
Free throw percentage (min. 6 att.)	1.000 (4 instances)
Rebounds	11 (J. Johnson vs. Washington, 11/25)
Assists	7 (Lomomba vs. Jacksonville State, 11/16)
Turnovers	5 (2 instances)
Blocked shots	5 (Lawson vs. Washington, 11/25)
Steals	2 (9 instances)
Minutes	39 (2 instances)

OPPONENT HIGHS

Points	26 (Evan Bradds [Belmont], 11/19)
Field goals	12 (Evan Bradds [Belmont], 11/19)
Field goals attempted	20 (Sam Hunt, [N.C. A&T], 11/22)
Field goal percentage (min. 6 att.)	.750 [6-8] (2 instances)
3-point field goals	7 (Rodney Simeon [Alabama State], 11/12)
3-point field goals attempted	11 (2 instances)
3-point field goal percentage (min. 4 att.)	1.000 [4-4] (Isaac McGlone [Eastern Kentucky], 11/30)
Free throws	5 (2 instances)
Free throws attempted	6 (3 instances)
Free throw percentage (min. 6 att.)	.833 (2 instances)
Rebounds	14 (Evan Bradds [Belmont], 11/19)
Assists	10 (2 instances)
Turnovers	6 (Austin Luke [Belmont], 11/19)
Blocked shots	4 (Malik Dime [Washington], 11/25)
Steals	4 (2 instances)
Minutes	38 (3 instances)

WKU'S TOP INDIVIDUAL GAMES

Points

1. Pancake Thomas at Indiana State	22
2. Que Johnson vs. North Carolina A&T	18
Justin Johnson at Eastern Kentucky	18
4. Justin Johnson vs. Jacksonville State	17
Justin Johnson at Belmont	17
6. Que Johnson vs. Alabama State	16
Que Johnson at UNLV	16
8. Pancake Thomas vs. Alabama State	15
Junior Lomomba at Eastern Kentucky	15
Que Johnson at Indiana State	15

Rebounds

1. Justin Johnson vs. Washington	11
2. Anton Waters vs. Washington	10
Justin Johnson vs. Jacksonville State	10
Justin Johnson vs. North Carolina A&T	10
Justin Johnson at UNLV	10
Justin Johnson at Indiana State	10
Anton Waters at Indiana State	10
8. Que Johnson vs. Alabama State	9
Justin Johnson at Belmont	9
10. Anton Waters vs. Alabama State	8
Anton Waters vs. Jacksonville State	8
Justin Johnson at Eastern Kentucky	8
Que Johnson at Missouri	8

Assists

1. Junior Lomomba vs. Jacksonville State	7
2. Junior Lomomba at Missouri	6
3. Justin Johnson at Indiana State	6
4. Junior Lomomba at Belmont	5
Tobias Howard at Indiana State	5

Blocked Shots

1. Ben Lawson vs. Washington	5
2. Ben Lawson at Belmont	3
Ben Lawson at Eastern Kentucky	3
Ben Lawson at Missouri	3

Steals

1. Que Johnson vs. Jacksonville State	2
Que Johnson vs. Alabama State	2
Que Johnson at UNLV	2
Pancake Thomas at Belmont	2
Damari Parris vs. North Carolina A&T	2
Pancake Thomas at Eastern Kentucky	2
Tobias Howard at Missouri	2
Pancake Thomas at Indiana State	2
Que Johnson at Indiana State	2

Minutes Played

1. Que Johnson at UNLV	39
Pancake Thomas at Missouri	39
3. Pancake Thomas at UNLV	38
4. Que Johnson vs. Jacksonville State	37
Pancake Thomas at Belmont	37
Pancake Thomas at Eastern Kentucky	37
7. Pancake Thomas vs. Jacksonville State	36
Justin Johnson vs. Jacksonville State	36
Junior Lomomba at Eastern Kentucky	36
10. Pancake Thomas vs. NC A&T	35
Junior Lomomba at Missouri	35
Pancake Thomas at Indiana State	35

GAME 1

Nov. 12, 2016
WKU 79
ASU 66



Official Basketball Box Score - Game Totals - Final Statistics
Alabama State vs WKU
11/12/16 7 p.m. at Bowling Green, Ky. (E.A. Diddle Arena)



Alabama State 66 • 0-1

#	Player	Total		3-Ptr		Rebounds		PF	TP	A	TO	Bk	Stl	Min
		FG	FGA	FT	FTA	Off	Def							
14	ARMSTRONG, Tony	1	3-9	0-0	0-0	2	5	8	3	6	0	1	1	29
00	WARNOCK, Amir	c	2-5	0-0	0-0	1	4	5	2	4	0	1	0	18
01	SIMEON, Rodney	g	8-15	7-11	2-3	0	1	1	4	25	1	2	0	0
3	THOMAS, Torloft	g	2-8	0-3	0-0	0	2	2	3	4	2	0	0	34
30	LEFLORE, Terrance	g	5-14	1-6	0-0	2	0	2	2	11	4	1	0	4
02	BUTLER, Corvon	g	4-10	0-1	3-3	3	4	7	3	11	1	0	0	1
11	ROGERS, Austin	g	0-2	0-1	0-0	0	0	0	2	0	0	0	0	12
12	GEE, Reginald	g	1-3	1-3	0-0	0	1	1	1	3	0	0	0	9
00	HOLLOWAY, Glenn	g	0-0	0-0	0-0	0	0	0	0	0	0	0	0	3
25	TYSON, Mikel	g	1-2	0-0	0-0	0	1	1	2	2	1	1	0	5
31	CLEVELAND, Artis	g	0-0	0-0	0-0	2	0	2	2	0	1	2	1	0
52	ROGERS, Steve	g	0-6	0-4	0-0	0	3	3	0	0	2	0	1	19
Team						2	5	7			1			
Totals		26-74	9-29	5-6	12	27	39	27	66	12	13	2	7	200

FG % 1st Half: 7-34 20.6% 2nd half: 19-40 47.5% Game: 26-74 35.1%
3FG % 1st Half: 2-16 12.5% 2nd half: 7-13 53.8% Game: 9-29 31.0%
FT % 1st Half: 1-1 100.0 2nd half: 4-5 80.0% Game: 5-6 83.3%

WKU 79 • 1-0

#	Player	Total		3-Ptr		Rebounds		PF	TP	A	TO	Bk	Stl	Min
		FG	FGA	FT	FTA	Off	Def							
14	LAWSON, Ben	f	3-5	0-0	2-4	2	4	6	0	8	0	1	1	0
23	JOHNSON, Justin	f	3-8	0-2	3-6	0	7	7	1	9	0	3	1	1
05	LOMOMBA, Junior	g	1-5	1-1	6-6	0	5	6	0	3	0	0	0	28
12	THOMAS, Pancake	g	3-11	1-3	8-8	0	2	0	15	4	2	0	0	34
32	JOHNSON, Que	g	5-9	3-6	3-5	0	9	9	3	16	1	3	1	2
01	HOWARD, Tobias	g	2-4	2-3	0-0	1	2	3	0	6	2	1	0	14
03	PARRIS, Damari	g	0-1	0-0	2-2	1	0	1	2	0	1	0	0	12
15	MILLER, Tyler	g	0-0	0-0	0-0	0	0	0	0	0	0	0	0	1
42	WATERS, Anton	g	4-5	0-0	0-1	3	5	8	4	8	2	1	0	19
43	LEAHY, Marty	g	2-3	2-3	0-0	0	0	0	4	6	0	1	0	0
Team						1	2	3			1			
Totals		23-51	9-18	24-32	8	36	44	13	79	10	18	4	3	200

FG % 1st Half: 12-30 40.0% 2nd half: 11-21 52.4% Game: 23-51 45.1%
3FG % 1st Half: 4-10 40.0% 2nd half: 5-8 62.5% Game: 9-18 50.0%
FT % 1st Half: 6-10 60.0% 2nd half: 18-22 81.8% Game: 24-32 75.0%

Officials: Tyler Kumpf, Antonio Petty, Mike Stuart
Technical fouls: Alabama State-None, WKU-None.
Attendance: 4149

Score by periods	1st	2nd	Total
Alabama State	17	49	66
WKU	34	45	79

Last FG - ALST 2nd-00:01, WKU 2nd-00:40.
Largest lead - ALST None, WKU by 24 2nd-04:41.
ALST led for 00:00. WKU led for 39:27. Game was tied for 00:33.

Score tied - 0 times.
Lead changed - 0 times.

GAME 2

Nov. 16, 2016
WKU 74
JSU 67



Official Basketball Box Score - Game Totals - Final Statistics
Jacksonville State vs WKU
11/16/16 8 p.m. at Bowling Green, Ky. (E.A. Diddle Arena)



Jacksonville State 67 • 1-2

#	Player	Total		3-Ptr		Rebounds		PF	TP	A	TO	Bk	Stl	Min
		FG	FGA	FT	FTA	Off	Def							
31	CUNNINGHAM, Christian	f	4-5	0-0	1-2	3	5	8	3	9	2	1	1	2
12	GIGA, Norbertas	c	8-16	0-2	0-0	1	5	6	2	16	2	0	1	1
01	TUCKER, Greg	g	4-11	1-5	2-2	0	4	4	1	11	0	0	1	2
15	DURHAM, Erik	g	6-9	5-6	0-0	0	1	2	0	17	1	2	0	1
21	DRUMWRIGHT, Malcol	g	4-14	1-5	0-0	0	4	4	5	9	5	1	0	38
03	GREEN, Derrick	g	0-2	0-0	0-0	1	0	1	0	0	0	1	0	9
04	EDWARDS, Tyrik	g	0-0	0-0	0-0	0	0	0	0	0	0	1	0	0
01	JONES, Deshawn	g	0-1	0-0	0-0	0	0	0	0	1	0	0	0	5
11	CROSS, Jacara	g	0-2	0-0	2-2	1	0	1	1	2	0	0	0	7
33	STATAM, Andre	g	1-5	1-4	0-0	0	2	2	4	3	0	1	0	11
Team						4	2	6						
Totals		27-65	8-22	5-6	11	23	34	17	67	11	8	2	6	200

FG % 1st Half: 12-32 37.5% 2nd half: 15-33 45.5% Game: 27-65 41.5%
3FG % 1st Half: 4-10 40.0% 2nd half: 4-12 33.3% Game: 8-22 36.4%
FT % 1st Half: 2-2 100.0 2nd half: 3-4 75.0% Game: 5-6 83.3%

WKU 74 • 2-0

#	Player	Total		3-Ptr		Rebounds		PF	TP	A	TO	Bk	Stl	Min
		FG	FGA	FT	FTA	Off	Def							
14	LAWSON, Ben	f	3-7	0-0	2-3	1	4	5	1	8	0	0	2	1
23	JOHNSON, Justin	f	6-14	2-4	3-3	4	6	10	0	17	1	0	1	0
05	LOMOMBA, Junior	g	2-6	0-2	7-7	0	2	2	2	11	7	4	0	1
12	THOMAS, Pancake	g	5-10	4-7	0-0	0	0	0	2	14	2	2	0	0
32	JOHNSON, Que	g	6-11	2-4	0-0	1	7	2	4	1	2	0	2	37
01	HOWARD, Tobias	g	1-1	1-1	0-0	0	0	0	0	3	0	0	0	6
03	PARRIS, Damari	g	0-1	0-0	0-0	0	0	0	2	2	1	0	0	8
42	WATERS, Anton	g	3-4	0-0	1-3	2	6	8	2	7	0	1	0	17
43	LEAHY, Marty	g	0-0	0-0	0-0	0	0	0	0	0	0	0	0	1
Team						0	2	2						
Totals		26-54	9-18	13-16	8	28	36	10	74	12	11	3	4	200

FG % 1st Half: 13-32 40.6% 2nd half: 13-22 59.1% Game: 26-54 48.1%
3FG % 1st Half: 3-8 37.5% 2nd half: 6-10 60.0% Game: 9-18 50.0%
FT % 1st Half: 1-1 100.0 2nd half: 12-15 80.0% Game: 13-16 81.3%

Officials: Tom Eades, Tommy Short, Roger Ayers
Technical fouls: Jacksonville State-None, WKU-None.
Attendance: 4226

Attendance: 4226

Score by periods	1st	2nd	Total
Jacksonville State	30	37	67
WKU	30	44	74

Last FG - JSU 2nd-00:09, WKU 2nd-01:28.
Largest lead - JSU by 11 1st-11:29, WKU by 12 2nd-04:40.
JSU led for 14:05. WKU led for 21:03. Game was tied for 04:52.

Score tied - 4 times.
Lead changed - 5 times.

GAME 3

Nov. 19, 2016
BEL 90
WKU 69



Official Basketball Box Score - Game Totals - Final Statistics
WKU vs Belmont
11/19/16 7:00 p.m. at Nashville, Tenn. (Curb Event Center)



WKU 69 • 2-1

#	Player	Total		3-Ptr		Rebounds		PF	TP	A	TO	Bk	Stl	Min
		FG	FGA	FT	FTA	Off	Def							
14	LAWSON, Ben	f	4-7	0-1	1-2	0	4	4	1	9	0	3	3	0
23	JOHNSON, Justin	f	7-11	3-4	0-1	1	8	9	2	17	2	2	1	0
05	LOMOMBA, Junior	g	3-9	0-2	0-1	0	0	0	2	6	5	3	0	0
12	THOMAS, Pancake	g	2-9	0-2	4-4	1	5	6	1	8	1	1	0	2
32	JOHNSON, Que	g	6-15	2-5	0-0	2	0	2	1	14	1	3	0	1
01	HOWARD, Tobias	g	0-0	0-0	0-0	1	0	1	0	0	1	0	1	9
03	PARRIS, Damari	g	3-6	0-1	0-0	0	1	1	2	6	0	1	0	14
15	MILLER, Tyler	g	0-0	0-0	0-0	0	0	0	0	0	0	0	0	1
21	STAIKOVSKI, Marko	g	0-0	0-0	0-0	0	0	0	0	0	0	0	0	1
42	WATERS, Anton	g	3-5	1-1	2-2	2	3	5	0	9	0	1	1	16
43	LEAHY, Marty	g	0-0	0-0	0-0	0	0	0	0	0	0	0	0	1
Team						8	23	31	10	69	9	14	5	200

FG % 1st Half: 16-31 51.6% 2nd half: 12-31 38.7% Game: 28-62 45.2%
3FG % 1st Half: 4-8 50.0% 2nd half: 2-8 25.0% Game: 6-16 37.5%
FT % 1st Half: 3-4 75.0% 2nd half: 4-6 66.7% Game: 7-10 70.0%

Belmont 90 • 1-1

#	Player	Total		3-Ptr		Rebounds		PF	TP	A	TO	Bk	Stl	Min
		FG	FGA	FT	FTA	Off	Def							
32	EGEKEZE, Amanze	f	3-7	1-5	0-0	1	1	2	3	7	1	1	0	1
35	BRADDS, Evan	f	12-17	1-1	1-2	2	12	14	3	26	4	1	0	1
01	LUKE, Austin	g	6-8	4-6	0-0	0	4	4	2	16	9	6	0	2
03	WINDLER, Dylan	g	3-6	0-2	0-0	0	6	6	0	6	3	1	1	1
04	BARNETTE, Taylor	f	6-8	2-5	0-0	4	4	4	0	14	1	0	0	1
02	SMITH, Nick	g	6-8	0-8	0-0	0	0	0	1	18	0	0	0	15
11	MCCLAIN, Kevin	g	2-3	2-3	1-2	0	1	1	0	7	2	1	0	12
21	SAMPSON, Burton	g	0-0	0-0	0-0	0	0	0	0	0	1	0	0	8
22	BERKERT, Michael	g	1-1	1-3	0-0	0	0	0	0	0	0	0	0	1
31	LESTER, Josh	g	0-0	0-0	0-0	0	0	0	0	0	0	0	0	1
41	HADDEN, Tyler	g	1-1	1-1	0-0	0	0	0	1	3	0	0	1	2
50	ADLER-SPERGER, Seth	g	0-0	0-0	0-0	0	0	0	0	1	0	1	0	3
Totals			36-62	16-34	2-4	3	28	31	12	90	24	2	7	200

GAME 5

Nov. 25, 2016
WASH 86
WKU 47



Official Basketball Box Score -- Game Totals -- Final Statistics
Washington vs WKU
11/25/16 5:00 PM at Tarkenton Court, Thomas & Mack Center



Washington 86 • 4-1

#	Player	Total		3-Ptr		Rebounds		PF	TP	A	TO	Bk	Stl	Min
		FG	FGA	FT	FTA	Off	Def							
04	Thybulle, Matisse	3-9	1-5	2-2	0	1	1	2	9	1	0	1	2	25
10	Dime, Malik	5-8	0-0	3-4	2	5	7	3	13	3	0	4	2	25
15	Dickerson, Noah	2-6	0-0	1-2	3	3	6	5	5	0	1	0	0	13
01	Crisp, David	3-8	3-5	0-0	1	1	2	2	9	0	2	0	1	22
20	Fultz, Markelle	3-14	1-3	2-4	3	5	8	3	10	10	3	3	1	31
00	Baruti, Bitumba	0-1	0-1	0-0	1	0	1	0	0	0	0	0	0	2
02	Kingma, Dan	0-1	0-1	1-2	0	0	0	1	1	0	0	0	0	4
05	Barnard, Quin	0-0	0-0	0-0	0	0	0	0	0	1	0	0	0	2
22	Green, Dominic	7-11	4-6	2-3	0	6	6	0	20	0	1	3	0	25
23	Johnson, Carlos	3-5	0-1	2-2	2	1	3	3	8	1	2	0	0	17
24	Durusseau, Devenir	0-1	0-0	0-0	1	2	3	1	0	0	1	0	0	5
32	Bowman, Greg	0-2	0-0	1-2	2	1	3	0	1	0	0	0	1	2
33	Timmins, Sam	1-3	0-0	3-4	1	11	12	0	5	0	0	0	0	17
41	Atewe, Matthew	2-6	0-0	2-2	1	2	7	0	6	0	0	0	0	10
Team		1		0		1		1		0		0		10
Totals		29-75	9-22	19-27	19	41	60	19	86	16	10	13	7	200

FG % 1st Half: 14-38 36.8% 2nd half: 15-37 40.5%
3FG % 1st Half: 3-8 37.5% 2nd half: 6-14 42.9%
FT % 1st Half: 8-10 80.0% 2nd half: 11-17 64.7%

Game: 29-75 38.7%
Game: 9-22 40.9%
Game: 19-27 70.4%

Deadball
Rebounds
1

WKU 47 • 3-2

#	Player	Total		3-Ptr		Rebounds		PF	TP	A	TO	Bk	Stl	Min
		FG	FGA	FT	FTA	Off	Def							
14	LAWSON, Ben	0-0	0-0	0-2	1	3	4	0	0	3	5	0	0	15
23	JOHNSON, Justin	2-9	0-1	1-2	3	8	11	2	5	2	0	0	0	32
05	LOMOMBA, Junior	1-7	0-1	0-1	0	2	2	1	2	4	5	0	0	26
12	THOMAS, Pancake	4-14	1-4	1-1	2	4	4	1	10	1	1	0	1	33
32	JOHNSON, Que	3-12	1-5	5-7	0	5	4	12	0	1	0	1	0	30
01	HOWARD, Tobias	3-7	1-4	0-0	1	1	2	2	7	0	2	1	0	17
03	PARRIS, Damari	0-6	0-0	0-0	0	1	1	3	0	1	1	0	0	14
15	MILLER, Tyler	0-0	0-0	0-0	0	0	0	0	0	0	0	0	0	1
42	WATERS, Anton	4-10	0-0	3-6	4	6	10	3	11	0	2	1	0	22
43	LEAHY, Marty	0-2	0-1	0-0	1	1	2	2	0	0	0	0	1	9
Team		0		5		5		0		0		0		10
Totals		17-67	3-16	10-19	12	34	46	22	47	8	15	7	4	200

FG % 1st Half: 11-32 34.4% 2nd half: 6-35 17.1%
3FG % 1st Half: 2-6 33.3% 2nd half: 1-10 10.0%
FT % 1st Half: 7-12 58.3% 2nd half: 3-7 42.9%

Game: 17-67 25.4%
Game: 3-16 18.8%
Game: 10-19 52.6%

Deadball
Rebounds
6

Officials: Randy McCall, David Hall, Dick Cartwell
Technical fouls: Washington-None. WKU-None.
Attendance: 9815
Global Sports Classic Game 3

Score by periods	1st	2nd	Total
Washington	39	47	86
WKU	31	16	47

Points	In	Off	2nd	Fast	Bench
WKU	20	4	7	2	18

Last FG - WKU 2nd-03:00, WKU 2nd-00:25.
Largest lead - UW by 41:2nd-02:04, WKU by 2 1st-16:50.
UW led for 36:55. WKU led for 00:32. Game was tied for 02:33.

Score tied - 4 times.
Lead changed - 4 times.

GAME 7

Nov. 30, 2016
EKU 78
WKU 59

Official Basketball Box Score -- Game Totals -- Final Statistics
Western Kentucky vs Eastern Kentucky
11/30/16 8:05 PM at Richmond, Ky. (Paul S. McBrayer Arena)

Western Kentucky 59 • 3-4

#	Player	Total		3-Ptr		Rebounds		PF	TP	A	TO	Bk	Stl	Min
		FG	FGA	FT	FTA	Off	Def							
14	LAWSON, Ben	0-2	0-0	2-2	0	3	3	2	2	0	1	3	1	18
23	JOHNSON, Justin	6-10	1-1	5-7	2	6	8	0	18	0	1	1	0	33
05	LOMOMBA, Junior	3-5	0-0	9-12	0	2	2	2	15	1	3	0	1	36
12	THOMAS, Pancake	3-11	1-7	0-0	1	1	2	1	7	4	2	0	2	37
32	JOHNSON, Que	3-8	2-5	5-6	0	4	4	4	13	3	3	0	1	33
01	HOWARD, Tobias	0-3	0-2	0-0	0	1	1	0	0	1	0	0	0	14
03	PARRIS, Damari	0-0	0-0	0-0	0	0	0	0	0	0	0	0	0	1
15	MILLER, Tyler	0-0	0-0	0-0	0	0	0	0	0	0	0	0	0	1
42	WATERS, Anton	0-2	0-1	1-2	1	3	4	3	1	1	2	0	0	17
43	LEAHY, Marty	1-1	1-1	0-0	0	0	0	0	3	0	0	0	0	10
Team		1		2		1		1		1		1		10
Totals		16-42	5-17	22-29	5	21	26	12	59	10	13	4	5	200

FG % 1st Half: 7-19 36.8% 2nd half: 9-23 39.1%
3FG % 1st Half: 1-7 14.3% 2nd half: 4-10 40.0%
FT % 1st Half: 9-12 75.0% 2nd half: 13-17 76.5%

Game: 16-42 38.1%
Game: 5-17 29.4%
Game: 22-29 75.9%

Deadball
Rebounds
4

Eastern Kentucky 78 • 4-4

#	Player	Total		3-Ptr		Rebounds		PF	TP	A	TO	Bk	Stl	Min
		FG	FGA	FT	FTA	Off	Def							
10	MAYO, Nick	6-14	2-5	0-0	1	2	3	3	14	5	2	2	1	34
12	CHARLES, Zach	0-2	0-0	0-0	2	1	3	3	0	0	0	0	0	14
05	MCLONE, Isaac	5-5	4-4	0-1	0	0	0	0	2	14	2	2	0	33
11	BABB-HARRISON, Jayle	4-11	3-7	2-2	1	6	7	2	13	1	1	0	3	30
31	CHITTY, Parker	2-5	0-3	0-0	0	1	1	2	4	0	1	0	0	16
01	ADAMS, Marlon	3-3	0-0	0-0	0	5	5	4	6	2	1	0	0	21
02	GIST, Asante	7-12	3-6	2-2	1	3	4	2	19	2	1	0	0	23
03	DISHMAN, DeAndre	1-1	0-0	3-5	0	2	2	0	5	0	0	0	1	8
04	AVARE, Dillon	1-4	1-4	0-0	0	0	0	1	3	1	0	0	0	21
Team		2		3		5		1		1		1		21
Totals		29-57	13-29	7-10	7	23	30	19	78	13	9	2	5	200

FG % 1st Half: 13-30 43.3% 2nd half: 16-27 59.3%
3FG % 1st Half: 6-17 35.3% 2nd half: 7-12 58.3%
FT % 1st Half: 3-3 100.0% 2nd half: 4-7 57.1%

Game: 29-57 50.9%
Game: 13-29 44.8%
Game: 7-10 70.0%

Deadball
Rebounds
2

Officials: Craig Murley, Jon Campbell, Kyle Ingram
Technical fouls: Western Kentucky-None. Eastern Kentucky-None.
Attendance: 5400

Score by periods	1st	2nd	Total
Western Kentucky	24	35	59
Eastern Kentucky	35	43	78

Points	In	Off	2nd	Fast	Bench
WKU	18	14	4	2	4
WKU	24	16	7	2	33

Last FG - WKU 2nd-02:08, ECU 2nd-00:32.
Largest lead - WKU None, ECU by 24 2nd-04:37.
WKU led for 00:00. ECU led for 38:05. Game was tied for 01:55.

Score tied - 0 times.
Lead changed - 0 times.

GAME 8

Dec. 31, 2016
MIZZ 59
WKU 56



Official Basketball Box Score -- Game Totals -- Final Statistics
Western Kentucky vs Mizzou
12-31-16 2:01 PM at Columbia, Mo. (Mizzou Arena)



Western Kentucky 56 • 3-5

#	Player	Total		3-Ptr		Rebounds		PF	TP	A	TO	Bk	Stl	Min
		FG	FGA	FT	FTA	Off	Def							
01	HOWARD, Tobias	2-3	0-1	2-2	0	0	4	6	1	2	0	2	2	26
05	LOMOMBA, Junior	3-9	1-3	2-3	0	3	5	9	6	2	0	1	1	35
12	THOMAS, Pancake	3-12	1-5	2-5	0	5	5	1	9	1	1	0	1	39
23	JOHNSON, Justin	5-11	0-1	4-7	1	4	5	3	14	1	2	0	0	25
32	JOHNSON, Que	5-12	1-5	1-2	0	8	8	2	12	1	3	1	1	34
03	PARRIS, Damari	0-0	0-0	0-0	0	0	0	0	0	1	0	0	1	8
14	LAWSON, Ben	2-2	0-0	0-0	2	2	4	3	4	0	3	3	0	20
42	WATERS, Anton	1-3	0-0	0-0	1	1	2	1	2	0	2	0	1	6
43	LEAHY, Marty	0-0	0-0	0-0	0	1	1	1	0	0	0	0	0	7
Team		0		2		2		0		2		1		10
Totals		21-52	3-15	11-19	4	26	30	20	56	11	15	4	7	200

FG % 1st Half: 13-30 43.3% 2nd half: 8-22 36.4%
3FG % 1st Half: 1-8 12.5% 2nd half: 2-7 28.6%
FT % 1st Half: 3-7 42.9% 2nd half: 8-12 66.7%

Game: 21-52 40.4%
Game: 3-15 20.0%
Game: 11-19 57.9%

Deadball
Rebounds
5

Mizzou 59 • 4-3

#	Player	Total		3-Ptr		Rebounds		PF	TP	A	TO	Bk	
---	--------	-------	--	-------	--	----------	--	----	----	---	----	----	--

GAME 9

Dec. 11, 2016
WKU 77
ISU 59

Official Basketball Box Score -- Game Totals -- Final Statistics
Western Kentucky vs Indiana State
12-11-16 4:32 pm (ET) at Hulman Center (Terre Haute, Ind.)

Western Kentucky 77 • 4-5

#	Player	Total		3-Ptr		Rebounds			PF	TP	A TO Blk Stl			Min
		FG	FGA	FG	FGA	FT	FTA	Off Def Tot			A	TO	Blk	
01	HOWARD, Tobias	0-1	0-1	2-2	1	2	3	1	2	5	1	0	1	31
05	LOMOMBA, Junior	4-6	3-3	1-2	0	4	4	1	12	1	5	0	1	28
12	THOMAS, Pancake	7-13	2-4	6-8	0	3	3	1	22	1	1	0	2	35
23	JOHNSON, Justin	4-7	1-1	5-8	1	9	10	1	14	6	1	0	1	33
32	JOHNSON, Que	5-11	2-4	1	1	2	3	15	0	4	1	2	29	
00	MCGHEE, Jabari	2-3	0-0	2-2	2	1	3	4	6	0	1	1	9	
14	LAWSON, Ben	0-0	0-0	0-0	0	0	0	2	0	0	0	0	2	
42	WATERS, Anton	3-6	0-1	0-3	2	8	10	1	6	0	1	1	1	23
43	LEAHY, Marty	0-0	0-0	0-0	0	0	0	1	0	0	0	0	0	10
Team														
Totals		25-47	8-14	19-29	7	31	38	15	77	13	14	3	9	200

FG % 1st Half: 13-25 52.0% 2nd half: 12-22 54.5% Game: 25-47 53.2%
3FG % 1st Half: 6-8 75.0% 2nd half: 2-6 33.3% Game: 8-14 57.1%
FT % 1st Half: 3-4 75.0% 2nd half: 16-25 64.0% Game: 19-29 65.5%

Indiana State 59 • 5-5

#	Player	Total		3-Ptr		Rebounds			PF	TP	A TO Blk Stl			Min			
		FG	FGA	FG	FGA	FT	FTA	Off Def Tot			A	TO	Blk		Stl		
00	Clemons, Everett	3	4	0	0	1	0	5	5	2	6	2	0	0	4	30	
04	Scott, Brenton	6	19	0	7	5	6	1	2	3	2	17	1	2	0	3	32
30	Van Scyoc, Matt	0	3	0	3	1	3	2	3	5	3	1	0	1	0	0	23
32	Paige, Laquarius	1	4	0	1	0	0	0	2	2	4	2	0	5	1	0	14
42	Bell, TJ	2	3	0	0	0	0	2	1	3	1	4	1	0	1	0	13
01	Ojinnaka, Demonte	0	2	0	1	0	0	1	0	1	1	0	0	0	0	0	6
02	Barnes, Jordan	1	3	0	2	0	0	0	2	2	1	2	2	0	0	0	15
03	Knight III, Trey	0	0	0	0	0	0	0	0	0	1	0	0	0	0	0	2
05	Kessinger, Bronson	0	0	0	0	0	0	0	0	0	0	0	0	0	0	0	5
12	Bunschoten, Niels	3	7	1	5	2	2	0	0	0	3	9	0	1	0	0	18
13	Franklin, Donovan	3	8	1	5	0	2	1	1	2	7	0	0	0	0	0	17
34	Murphy, Brandon	3	5	0	0	5	8	3	4	7	3	11	0	2	0	0	23
41	Rickman, Emondre	0	0	0	0	0	0	0	0	0	0	0	0	0	0	0	2
	Team							2	2	2							
Totals		22	58	2	24	13	22	12	20	32	23	59	6	13	2	7	200

FG % 1st Half: 12-26 46.2% 2nd half: 10-32 31.3% Game: 22-58 37.9%
3FG % 1st Half: 1-11 9.1% 2nd half: 1-13 7.7% Game: 2-24 8.3%
FT % 1st Half: 6-8 75.0% 2nd half: 7-14 50.0% Game: 13-22 59.1%

Officials: Don Dally, John Hampton, Bret Smith
Technical fouls: Western Kentucky-None. Indiana State-Scott, Brenton.
Attendance: 3345

Score by periods	1st	2nd	Total
Western Kentucky	35	42	77
Indiana State	31	28	59

Last FG - WKU 2nd-02:39, INS 2nd-01:21.
Largest lead - WKU by 19 2nd-01:28, INS by 2 1st-19:50.
WKU led for 36:54, INS led for 00:40. Game was tied for 02:24.

Points In Off 2nd Fast
WKU 22 13 6 0 12
INS 34 20 5 2 29

Score tied - 1 time.
Lead changed - 3 times.

GAME 10

Dec. 14, 2016
SMC 73
WKU 51



Official Basketball Box Score -- Game Totals -- Final Statistics
WKU vs Saint Mary's (CA)
12/14/16 7:00 PM at Moraga, CA



WKU 51 • 4-6

#	Player	Total		3-Ptr		Rebounds			PF	TP	A TO Blk Stl			Min
		FG	FGA	FG	FGA	FT	FTA	Off Def Tot			A	TO	Blk	
01	HOWARD, Tobias	2-4	1-3	2-2	1	3	4	1	7	2	1	0	0	22
05	LOMOMBA, Junior	0-2	0-1	0-0	0	0	0	0	0	1	2	0	0	27
12	THOMAS, Pancake	2-8	0-3	0-0	1	3	4	1	4	0	1	0	1	29
23	JOHNSON, Justin	4-10	2-3	1-2	1	5	6	1	11	2	3	0	0	27
32	JOHNSON, Que	5-12	1-4	0-1	1	3	4	1	11	3	1	0	0	31
00	MCGHEE, Jabari	0-2	0-0	1-2	0	1	1	1	1	0	0	0	1	10
03	PARRIS, Damari	0-0	0-0	0-0	0	0	0	0	0	0	0	0	0	4
14	LAWSON, Ben	3-4	0-0	2-2	1	4	5	1	8	0	2	1	1	17
24	CARMICHAEL, Willie	0-1	0-1	2-2	0	2	2	0	2	0	1	0	0	4
42	WATERS, Anton	0-2	0-1	2-2	2	2	4	1	2	0	1	0	0	13
43	LEAHY, Marty	2-3	1-1	0-0	0	0	0	1	5	2	1	0	0	16
Team		18-48	5-17	10-13	8	23	31	8	51	10	13	1	3	200

FG % 1st Half: 10-24 41.7% 2nd half: 8-24 33.3% Game: 18-48 37.5%
3FG % 1st Half: 2-5 40.0% 2nd half: 3-12 25.0% Game: 5-17 29.4%
FT % 1st Half: 2-4 50.0% 2nd half: 6-9 66.7% Game: 10-13 76.9%

Saint Mary's (CA) 73 • 8-1

#	Player	Total		3-Ptr		Rebounds			PF	TP	A TO Blk Stl			Min
		FG	FGA	FG	FGA	FT	FTA	Off Def Tot			A	TO	Blk	
24	Hermanson, Calvin	2-4	0-1	1-1	0	2	2	1	5	0	1	0	2	29
21	Fitzner, Evan	4-9	3-5	0-0	1	5	6	1	11	2	0	1	0	21
34	Landale, Jock	7-13	0-1	1-3	5	8	13	2	15	1	4	0	1	22
03	Naar, Emmett	6-9	2-2	0-0	2	2	0	14	6	0	0	0	0	31
25	Rahon, Joe	0-3	0-2	0-0	1	0	1	2	0	10	1	0	1	30
00	Krebs, Tanner	0-3	0-3	0-0	0	1	1	1	0	0	0	0	0	5
01	Hunter, Jordan	1-2	0-0	0-0	0	2	2	1	2	0	1	0	1	6
02	Gonzalez, Stefan	2-8	2-8	0-0	0	1	1	1	6	1	0	0	0	11
15	Sheets, Dan	0-0	0-0	0-0	0	0	0	0	0	0	0	0	0	1
22	Pineau, Dane	5-7	0-0	1-1	2	2	4	2	10	0	0	2	2	20
30	Ford, Jordan	3-5	1-3	0-0	1	1	2	0	7	2	0	0	1	14
33	Clark, Kyle	1-2	1-2	0-0	2	0	2	4	3	1	0	0	0	10
Team														
Totals		31-65	9-27	2-5	13	24	37	15	73	23	7	3	8	200

FG % 1st Half: 16-33 48.5% 2nd half: 15-32 46.9% Game: 31-65 47.7%
3FG % 1st Half: 5-13 38.5% 2nd half: 4-14 28.6% Game: 9-27 33.3%
FT % 1st Half: 1-1 100.0 2nd half: 1-4 25.0% Game: 2-5 40.0%

Officials: Tony Padilla, Larry Spaulding, Chris Rastatter
Technical fouls: WKU-None. Saint Mary's (CA)-None.
Attendance: 2581

Score by periods	1st	2nd	Total
WKU	24	27	51
Saint Mary's (CA)	38	35	73

Last FG - WKU 2nd-00:10, SMC 2nd-01:07.
Largest lead - WKU None, SMC by 26 2nd-12:30.
WKU led for 00:00, SMC led for 39:19. Game was tied for 00:41.

Points In Off 2nd Fast
WKU 18 4 10 2 18
SMC 40 20 8 10 28

Score tied - 0 times.
Lead changed - 0 times.

OVERALL SEASON STATISTICS

RECORD:	OVERALL	HOME	AWAY	NEUTRAL
ALL GAMES	4-6	3-0	1-5	0-1
CONFERENCE	0-0	0-0	0-0	0-0
NON-CONFERENCE	4-6	3-0	1-5	0-1

##	Player	gp-gs	min	avg	Total		3-Point		F-Throw		Rebounds				pf	dq	a	to	blk	stl	pts	avg
					fg-fga	fg%	3fg-fga	3fg%	ft-fa	ft%	off	def	tot	avg								
32	JOHNSON, Que	10-10	328	32.8	48-113	.425	20-55	.364	25-35	.714	6	45	51	5.1	22	0	13	23	4	13	141	14.1
23	JOHNSON, Justin	10-10	303	30.3	42-93	.452	9-17	.529	34-50	.680	19	67	86	8.6	17	0	20	17	7	2	127	12.7
12	THOMAS, Pancake	10-10	353	35.3	38-107	.355	14-44	.318	25-31	.806	6	26	32	3.2	10	0	17	14	0	10	115	11.5
05	LOMOMBA, Junior	10-10	297	29.7	19-58	.328	5-17	.294	28-36	.778	0	21	21	2.1	21	2	33	32	1	5	71	7.1
42	WATERS, Anton	10-0	171	17.1	26-52	.500	1-4	.250	12-23	.522	21	38	59	5.9	21	0	1	14	4	3	65	6.5
14	LAWSON, Ben	10-7	179	17.9	20-36	.556	0-1	.000	14-22	.636	10	30	40	4.0	17	0	0	13	21	3	54	5.4
01	HOWARD, Tobias	10-3	161	16.1	12-29	.414	6-18	.333	6-6	1.000	5	9	14	1.4	9	0	13	8	1	5	36	3.6
00	MCGHEE, Jabari	2-0	19	9.5	2-5	.400	0-0	.000	3-4	.750	2	2	4	2.0	5	0	0	1	1	2	7	3.5
43	LEAHY, Marty	10-0	95	9.5	6-13	.462	4-7	.571	6-7	.857	2	7	9	0.9	11	0	3	5	0	2	22	2.2
24	CARMICHAEL, Willie	1-0	4	4.0	0-1	.000	0-1	.000	2-2	1.000	0	2	2	2.0	0	0	0	1	0	0	2	2.0
03	PARRIS, Damari	8-0	80	10.0	4-19	.211	0-3	.000	2-2	1.000	2	5	7	0.9	8	0	7	7	0	3	10	1.3
21	STAJKOVSKI, Marko	2-0	3	1.5	0-0	.000	0-0	.000	0-0	.000	0	1	1	0.5	0	0	0	0	0	0	0	0.0
15	MILLER, Tyler	5-0	7	1.4	0-0	.000	0-0	.000	0-0	.000	0	0	0	0.0	0	0	1	0	0	1	0	0.0
Team											5	19	24					2				
Total.....		10	2000		217-526	.413	59-167	.353	157-218	.720	78	272	350	35.0	141	2	108	137	39	49	650	65.0
Opponents.....		10	2000		264-615	.429	89-254	.350	88-131	.672	104	266	370	37.0	189	-	137	118	32	68	705	70.5

TEAM STATISTICS	WKU	OPP
SCORING	650	705
Points per game	65.0	70.5
Scoring margin	-5.5	-
FIELD GOALS-ATT	217-526	264-615
Field goal pct	.413	.429
3 POINT FG-ATT	59-167	89-254
3-point FG pct	.353	.350
3-pt FG made per game	5.9	8.9
FREE THROWS-ATT	157-218	88-131
Free throw pct	.720	.672
F-Throws made per game	15.7	8.8
REBOUNDS	350	370
Rebounds per game	35.0	37.0
Rebounding margin	-2.0	-
ASSISTS	108	137
Assists per game	10.8	13.7
TURNOVERS	137	118
Turnovers per game	13.7	11.8
Turnover margin	-1.9	-
Assist/turnover ratio	0.8	1.2
STEALS	49	68
Steals per game	4.9	6.8
BLOCKS	39	32
Blocks per game	3.9	3.2
ATTENDANCE	12126	38117
Home games-Avg/Game	3-4042	6-4717
Neutral site-Avg/Game	-	1-9815

Date	Opponent		Score	Att.
11/12/16	ALABAMA STATE	W	79-66	4149
11/16/16	JACKSONVILLE STATE	W	74-67	4226
11/19/16	at Belmont	L	69-90	3619
11/22/16	NORTH CAROLINA A&T	W	77-56	3751
11/25/16	vs Washington	L	47-86	9815
11/26/16	at UNLV	L	61-71	8810
11/30/16	at Eastern Kentucky	L	59-78	5400
12-3-16	at Mizzou	L	56-59	4547
12-11-16	at Indiana State	W	77-59	3345
12/14/16	at Saint Mary's (CA)	L	51-73	2581

* - Conference game

Score by Periods	1st	2nd	Totals
WKU	319	331	650
Opponents	327	378	705

HILLTOPPER

B A S K E T B A L L

WKU Hilltoppers at Detroit Mercy Titans

Postgame Notes

Dec. 17, 2016

Calihan Hall, Detroit, Mich.

FINAL SCORE: Detroit Mercy 85, WKU 79

RECORDS AND NOTABLES

- WKU falls to 4-7, while Detroit Mercy improves to 2-9. The Hilltoppers are 1-6 away from home.
- WKU drops to 2-2 all-time against Detroit and 0-2 on the Titans' home court.
- WKU head coach Rick Stansbury is now 2-1 all-time against Detroit Mercy.
- Attendance was 1,027.
- **UP NEXT:** With a seven-game road swing now complete, the Hilltoppers finally return home to host Ohio at 8 p.m. (CT) Wednesday at E.A. Diddle Arena. The game will be televised nationally on Fox College Sports, regionally on WKU PBS and in Louisville on WBNA via the Hilltopper Sports Satellite Network.

TEAM NOTES

- WKU used the starting lineup of Junior Lomomba, Tobias Howard, Pancake Thomas, Que Johnson, and Justin Johnson for the fourth straight game. The Hilltoppers used the same starting lineup for the first seven games before making a switch at Missouri on Dec. 3.
- **KEY FIRST HALF RUN:** Detroit opened a 29-24 lead with 6:20 left in the half, but WKU answered with a 10-0 run in less than two minutes, including two 3-pointers, to take back a 34-29 advantage with 4:29 left in the half.
 - WKU also had an 8-0 run earlier in the half, using two Pancake Thomas 3-pointers to pull in front 17-11 at the 12:41 mark.
- **KEY SECOND HALF RUN:** WKU got back within two at 74-72 with 5:40 left, but Detroit rattled off seven straight points to give itself some cushion at 81-72, a lead it never relinquished.
 - Detroit extended its lead to 56-52 with 12-plus minutes left in the game, but WKU responded with an 11-1 run to make it 63-57 Hilltoppers with 9:47 remaining.

- The Titans punched right back with their own 14-1 run, getting back in front 71-64 with 7:07 left on a burst that included four 3s.
- WKU made 10 3-pointers, including eight in the first half, setting a new season high from behind the arc.
- The Hilltoppers tallied a season-high 16 assists.
- Detroit shot 52.4 percent from the field and netted 12 of 20 3-pointers.
- WKU has made a 3-pointer in 917 straight games dating back to March 15, 1987.

INDIVIDUAL NOTES

JUSTIN JOHNSON

- The junior Johnson had 15 points and 14 rebounds, tallying his fifth double-double of the season and 15th of his career.

QUE JOHNSON

- The senior Johnson led WKU with 21 points, including five 3-pointers, to go along with six rebounds while playing near his hometown of Pontiac, Mich. Johnson has scored in double figures in every game this season and needs three points to reach 1,000 for his career.

PANCAKE THOMAS

- The senior Thomas scored 11 points and dished out a season-high six assists.

JUNIOR LOMOMBA

- The senior Lomomba finished with 11 points and five assists.

JABARI MCGHEE

- The redshirt sophomore McGhee added seven points and three rebounds in eight minutes.



Official Basketball Box Score -- Game Totals -- Final Statistics
Western Kentucky vs Detroit Mercy
12/17/16 2:00 PM at Calihan Hall - Detroit, Mich.



Western Kentucky 79 • 4-7

##	Player		Total	3-Ptr	FT-FTA	Rebounds			PF	TP	A	TO	Blk	Stl	Min
			FG-FGA	FG-FGA		Off	Def	Tot							
23	JOHNSON, Justin	f	6-11	0-1	3-4	4	10	14	2	15	1	2	2	1	32
01	HOWARD, Tobias	g	1-4	0-3	0-0	1	1	2	3	2	0	3	0	0	18
05	LOMOMBA, Junior	g	5-9	1-2	0-0	2	1	3	2	11	5	4	0	2	37
12	THOMAS, Pancake	g	4-12	3-9	0-0	1	2	3	2	11	6	2	0	0	40
32	JOHNSON, Que	g	7-16	5-10	2-2	2	4	6	2	21	1	2	0	0	31
00	MCGHEE, Jabari		3-3	0-0	1-3	1	2	3	1	7	0	1	1	0	8
14	LAWSON, Ben		3-5	0-0	3-3	1	2	3	1	9	1	0	2	0	17
42	WATERS, Anton		0-1	0-0	0-0	0	1	1	1	0	1	1	0	0	8
43	LEAHY, Marty		1-1	1-1	0-0	0	2	2	0	3	1	0	0	0	9
Team						0	0	0							
Totals			30-62	10-26	9-12	12	25	37	14	79	16	15	5	3	200

FG % 1st Half: 15-32 46.9% 2nd half: 15-30 50.0% Game: 30-62 48.4%
3FG % 1st Half: 8-17 47.1% 2nd half: 2-9 22.2% Game: 10-26 38.5%
FT % 1st Half: 2-2 100.0 2nd half: 7-10 70.0% Game: 9-12 75.0%

Deadball
Rebounds
2

Detroit Mercy 85 • 2-9

##	Player		Total	3-Ptr	FT-FTA	Rebounds			PF	TP	A	TO	Blk	Stl	Min
			FG-FGA	FG-FGA		Off	Def	Tot							
13	LONG, Cole	f	2-4	0-1	0-0	1	3	4	4	4	2	0	1	1	34
25	BLACKSHEAR, Gerald	f	3-7	0-0	2-2	1	0	1	4	8	0	1	0	0	17
00	JENKINS, Chris	g	4-10	3-4	1-2	0	6	6	1	12	2	1	0	0	37
01	ALLEN, Corey	g	5-9	3-5	3-4	0	1	1	2	16	2	3	0	2	40
04	BLACK, DeShawndre	g	0-4	0-1	0-1	1	2	3	0	0	1	1	0	1	13
12	EICHLER, Malik		1-1	0-0	0-0	1	0	1	0	2	0	0	1	0	7
21	HOGAN, Jaleel		9-13	0-0	1-2	5	3	8	4	19	0	1	0	1	21
23	MCFOLLEY, Josh		9-15	6-9	0-1	0	3	3	1	24	8	2	0	3	30
55	CARTER III, Ed		0-0	0-0	0-1	0	0	0	0	0	0	0	0	0	1
Team						1	3	4				1			
Totals			33-63	12-20	7-13	10	21	31	16	85	15	10	2	8	200

FG % 1st Half: 15-32 46.9% 2nd half: 18-31 58.1% Game: 33-63 52.4%
3FG % 1st Half: 4-7 57.1% 2nd half: 8-13 61.5% Game: 12-20 60.0%
FT % 1st Half: 4-6 66.7% 2nd half: 3-7 42.9% Game: 7-13 53.8%

Deadball
Rebounds
1

Officials: Lamont Simpson, John Floyd, Edward Phillips
Technical fouls: Western Kentucky-None. Detroit Mercy-None.
Attendance: 1027

Score by periods	1st	2nd	Total
Western Kentucky	40	39	79
Detroit Mercy	38	47	85

	In Paint	Off T/O	2nd Chance	Fast Break	Bench
Points WKU	34	14	14	7	19
DETMER	40	14	9	11	45

Last FG - WKU 2nd-00:17, DETMERCY 2nd-00:09.
Largest lead - WKU by 6 1st-12:45, DETMERCY by 9 2nd-03:28.
WKU led for 13:56. DETMERCY led for 19:31. Game was tied for 06:26.

Score tied - 9 times.
Lead changed - 15 times.

WKU ATHLETIC COMMUNICATIONS / MEDIA RELATIONS

FOR IMMEDIATE RELEASE / December 20, 2016

Men's Basketball / Contact: Zach Greenwell, WKU Athletic Communications/Media Relations

WKU and Ohio game notes are attached.

Conference USA notes — <http://goto.ps/2hRw0HC>

Video: Head coach Rick Stansbury previews Ohio — <https://youtu.be/bNtNsFIKkSo>

Video: Forwards Justin Johnson, Ben Lawson preview Ohio — <https://youtu.be/STlhOwQEmp4>

HILLTOPPERS RETURN HOME TO HOST OHIO ON WEDNESDAY

BOWLING GREEN, Ky. — After a seven-game, month-long road swing, WKU Hilltopper Basketball finally returns home to host Ohio at 8 p.m. CT Wednesday at E.A. Diddle Arena.

This will be the first home game since Nov. 22 for the Hilltoppers, who are 3-0 at home this season but 1-7 away from Bowling Green. WKU (4-7) most recently fell 85-79 at Detroit Mercy on Saturday.

WKU leads the all-time series against Ohio 3-1, but the teams haven't met since the Hilltoppers won 97-87 in an NCAA Tournament game on March 12, 1960, in Louisville. The Bobcats (7-2) are led by senior forward Antonio Campbell, who is averaging 18.7 points and 10.1 rebounds per game.

WKU head coach Rick Stansbury has never faced Ohio.

GAME 12

Ohio (7-2) at WKU (4-7)

December 21, 2016 | 8 p.m. (CT)

Bowling Green, Ky. | E.A. Diddle Arena (7,326)

BROADCAST

Listen: [Hilltopper IMG Sports Network](#) (WKLX 100.7 FM flagship), [TuneIn Radio](#) (free) (Randy Lee, pxp | Hal Schmitt, analysis)

Watch: Fox College Sports, WKU PBS, WBNA (radio simulcast)

Live Stats: [Gametracker](#)

QUICK SHOTS

- WKU is 52-15 (.776) at E.A. Diddle Arena over the last four-plus seasons after going 27-17 (.614) in the three seasons prior. The Hilltoppers are 576-162 all-time at Diddle Arena for a .780 winning percentage.
- The Hilltoppers have won 12 straight nonconference home games dating back to a loss to fourth-ranked Louisville on Dec. 20, 2014.
- The Hilltoppers are averaging 4,042 fans through three home games this season. They averaged 3,672 fans over 16 home games last season.
- WKU traveled more than 10,000 miles and played in six different states and three time zones, and played in front of 35,525 total fans on its recent road swing.
- The road swing was the most consecutive games away from home for the Hilltoppers since 2007-08, when they played eight in a row away from the end of the regular season to the NCAA Tournament Sweet 16.
- WKU went 29 days between home games, the most since going 42 days between home contests from Dec. 11, 1999, to Jan. 22, 2000.
- WKU has made at least one 3-pointer in 917 consecutive games, dating back to March 15, 1987. The 3-point shot was instituted prior to the 1986-87 season.
- Junior Justin Johnson has made 9 of 18 shots from 3-point range this year after netting just one 3-pointer over his first two seasons.
- Graduate senior Pancake Thomas and graduate senior Junior Lomomba are a combined 53 of 67 from the free-throw line. WKU's guards are a combined 94 of 119 (.790) from the charity stripe.
- WKU has made more free throws (166) than its opponents have attempted (144). The Hilltoppers' 31 makes vs. North Carolina A&T were their most since netting 33 vs. Ball State on Feb. 22, 2003.
- Pancake Thomas is second in C-USA and 28th nationally at 35.7 minutes played per game.

- Graduate transfer seniors Que Johnson, Pancake Thomas and Junior Lomomba all reached the 100th career game milestone this season.
- Justin Johnson needs 202 points this season to become the 49th player in Hilltopper Basketball history to score 1,000 career points.
- Graduate senior Que Johnson needs three points to reach 1,000 for his career across his time at Washington State and WKU. Pancake Thomas needs 137 points to reach 1,000 for his career across his time at New Mexico, Hartford and WKU.
- Ben Lawson ranks fifth in WKU history with 151 career blocked shots. He's tied for 41st nationally in blocks per game (2.1).
- Head coach Rick Stansbury needs three more wins to reach 300 victories for his career.

PROMOTIONS

Toys for Tots: Bring a new toy to the game for the Marines Toys for Tots foundation and receive a complimentary ticket.

Pictures with Big Red and Santa: Big Red and Santa will be taking pictures on the concourse prior to the game.

Holiday Stocking Giveaway: First 500 Fans receive a WKU holiday stocking.

TICKETS

WKU Ticket Office: Online at WKUTickets.com, in person at E.A. Diddle Arena, via phone at 1-800-5-BIG Red or 745-5222 locally.



@WKUBasketball /WKUBasketball

@wkubasketball WKUSports

WKUSports.com

OHIO (7-2) AT WKU (4-7)

Wed., Dec. 21 | 8 p.m. (CT) | Bowling Green, Ky.
E.A. Diddle Arena (7,326)

LISTEN Hilltopper IMG Sports Network, TuneIn

• Randy Lee (pxp), Hal Schmitt (analysis)

WATCH Fox College Sports, WKU PBS, WBNA

• radio simulcast

NOVEMBER (3-4)

1	Campbellsville (Ky.) (Exh.)	W, 87-79
5	Kentucky Wesleyan (Exh.)	W, 103-97 (2OT)
12	(1) Alabama State	W, 79-66
16	(1) Jacksonville State	W, 74-67
19	at Belmont	L, 90-69
22	North Carolina A&T	W, 77-56
25	(2) vs. Washington	L, 86-47
26	(2) at UNLV	L, 71-61
30	at Eastern Kentucky	L, 78-59

DECEMBER (1-3)

3	at Missouri	L, 59-56
11	at Indiana State	W, 77-59
14	at No. 20 Saint Mary's	L, 73-51
17	at Detroit Mercy	L, 85-79
21	Ohio	8 p.m.
28	Austin Peay	7 p.m.
31	at Florida Atlantic*	Noon

JANUARY (0-0)

2	at FIU*	6 p.m.
5	Charlotte*	7 p.m.
7	Old Dominion*	5 p.m.
12	at UAB*	7 p.m.
14	at Middle Tennessee*	7 p.m.
21	at Marshall*	5 p.m.
26	UTEP*	7 p.m.
28	UTSA*	3 p.m.

FEBRUARY (0-0)

2	at LA Tech*	7 p.m.
4	at Southern Miss*	4 p.m.
11	Marshall*	5 p.m.
16	Middle Tennessee*	8 p.m.
19	UAB*	1 p.m.
23	at Charlotte*	6 p.m.
25	at Old Dominion*	6 p.m.

MARCH (0-0)

2	North Texas*	7 p.m.
4	Rice*	7 p.m.
8-11	(3) vs. Conference USA Tournament	TBD
	(4) vs. NCAA Tournament	TBD

All times (CT) and subject to change

(*) Conference USA Game

(1) 2016 Global Sports Classic (campus sites)

(2) 2016 Global Sports Classic (Las Vegas, Nev.)

(3) Conference USA Tournament (BJCC, Birmingham, Ala.)

(4) Various Locations

HILLTOPPER

BASKETBALL

2016-17 GAME NOTES

MEDIA CONTACT: Zach Greenwell, Associate Director of Media Relations • zachary.greenwell@wku.edu • (270) 668-4716

SECONDARY CONTACT: Lance Dozier, Media Relations Assistant • lance.dozier962@topper.wku.edu • (507) 993-1898

THE TIP-OFF

After a seven-game, month-long road swing, WKU Hilltopper Basketball finally returns home to host Ohio at 8 p.m. CT Wednesday at E.A. Diddle Arena. This will be the first home game since Nov. 22 for the Hilltoppers, who are 3-0 at home this season but 1-7 away from Bowling Green. WKU (4-7) most recently fell 85-79 at Detroit Mercy on Saturday.

WKU leads the all-time series against Ohio 3-1, but the teams haven't met since the Hilltoppers won 97-87 in an NCAA Tournament game on March 12, 1960, in Louisville. The Bobcats (7-2) are led by senior forward Antonio Campbell, who is averaging 18.7 points and 10.1 rebounds per game. WKU head coach Rick Stansbury has never faced Ohio.

QUICK SHOTS

- WKU is 52-15 (.776) at E.A. Diddle Arena over the last four-plus seasons after going 27-17 (.614) in the three seasons prior. The Hilltoppers are 576-162 all-time at Diddle Arena for a .780 winning percentage.
- The Hilltoppers have won 12 straight nonconference home games dating back to a loss to fourth-ranked Louisville on Dec. 20, 2014.
- The Hilltoppers are averaging 4,042 fans through three home games this season. They averaged 3,672 fans over 16 home games last season.
- WKU traveled more than 10,000 miles and played in six different states and three time zones, and played in front of 35,525 total fans on its recent road swing.
- The road swing was the most consecutive games away from home for the Hilltoppers since 2007-08, when they played eight in a row away from the end of the regular season to the NCAA Tournament Sweet 16.
- WKU went 29 days between home games, the most since going 42 days between home contests from Dec. 11, 1999, to Jan. 22, 2000.
- WKU has made at least one 3-pointer in 917 consecutive games, dating back to March 15, 1987. The 3-point shot was instituted prior to the 1986-87 season.
- Junior Justin Johnson has made 9 of 18 shots from 3-point range this year after netting just one 3-pointer over his first two seasons.
- Graduate senior Pancake Thomas and graduate senior Junior Lomomba are a combined 53 of 67 from the free-throw line. WKU's guards are a combined 94 of 119 (.790) from the charity stripe.
- WKU has made more free throws (166) than its opponents have attempted (144). The Hilltoppers' 31 makes vs. North Carolina A&T were their most since netting 33 vs. Ball State on Feb. 22, 2003.
- Pancake Thomas is second in C-USA and 28th nationally at 35.7 minutes played per game.
- Graduate transfer seniors Que Johnson, Pancake Thomas and Junior Lomomba all reached the 100th career game milestone this season.
- Justin Johnson needs 202 points this season to become the 49th player in Hilltopper Basketball history to score 1,000 career points.
- Graduate senior Que Johnson needs three points to reach 1,000 for his career across his time at Washington State and WKU. Pancake Thomas needs 137 points to reach 1,000 for his career across his time at New Mexico, Hartford and WKU.
- Ben Lawson ranks fifth in WKU history with 151 career blocked shots. He's tied for 41st nationally in blocks per game (2.1).
- Head coach Rick Stansbury needs three more wins to reach 300 victories for his career.

LAST GAME AGAINST OHIO: MARCH 12, 1960

WKU defeated Ohio 97-87 in a third-place game of the Mideast Regional of the NCAA Tournament in Louisville. Charlie Osborne and Don Parsons each scored 23 points, while Osborne also pulled down 12 rebounds.

WKU HILLTOPPERS

Record	4-7 (0-0 C-USA)
Ranking	NR
NCAA RPI	284
Last Game	L, 85-79 at Detroit Mercy
Head Coach	Rick Stansbury
Career Record	297-173 (15th season)
Record at School	4-7 (First season)
Leading Scorer	Q. Johnson (14.7 ppg)
Leading Rebounder	J. Johnson (9.1 rpg)
Leading Assists	J. Lomomba (3.5 apg)

OHIO BOBCATS

Record	7-2 (0-0 MAC)
Ranking	NR
NCAA RPI	98
Last Game	W, 71-53 vs. Cleveland State
Head Coach	Saul Phillips
Career Record	174-118 (10th season)
Record at School	40-34 (Third season)
Leading Scorer	A. Campbell (18.7 ppg)
Leading Rebounder	A. Campbell (10.1 rpg)
Leading Assists	J. Simmons (7.4 apg)

WORKING CREDENTIALS: To request credentials, please contact Zach Greenwell, Associate Director of Media Relations, or Lance Dozier, WKU Media Relations Assistant. All requests should be made as early as possible and should be limited to working press only. Space on the E.A. Diddle Arena press row is limited, and a media/photo work room is available on the ground level just off the arena floor for credentialed media members.

Credentials will be screened and issued on a priority basis, with national publications, daily newspapers, wire services, originating radio and television networks, television tape crews and student newspapers from WKU and the visiting school receiving top priority. Requests from weekly newspapers, internet publications and radio stations that cover WKU and the visiting team will be honored on a space-available basis. Requests for credentials will be reviewed on a case-by-case, year-by-year basis.

The Athletic Communications/Media Relations office has the final authority on whether any individuals from any organization will be issued media credentials. Space will also be made available to professional scouts. Complimentary tickets are not provided to media. Spouses, dates, equipment carriers and non-working members of the media are restricted from press row, sidelines and interview areas.

MEDIA WILL CALL: Credentials may be picked up on gameday at Media Will Call at Entrance 2 of E.A. Diddle Arena. Please be mindful that parking is done by a list and parking passes will not be issued, so please request parking at the same time.

PHOTOGRAPHERS: Credentials for photographers will be issued on the basis of circulation, with priority granted to agencies covering the participating schools on a regular basis. Credentials will not be issued to freelance photographers unless they are employed by a reputable publication or the media relations office of the participating schools. Per NCAA rule, images or likeness of current student-athletes may not be sold, distributed or used for commercial purposes.

RADIO COVERAGE: Radio broadcast permission must be obtained in advance, along with press row reservations, from Zach Greenwell. WKU maintains

courtesy phone lines for schools who can provide reciprocal arrangements for the Hilltopper IMG Sports Network. Other arrangements for installation of broadcast lines, including ISDN lines, should be made well in advance with Greenwell and WKU Telecommunications.

BASELINE AREAS: Access to the baselines is reserved for photographers/videographers. When on the baselines, media must remain outside the team bench areas. This includes during pregame activities. With rare exceptions, a seat on press row will not be issued to media members shooting from the baselines, since a media/photo work room is easily accessible.

RECRUITS: Per NCAA rule, media are not permitted to have contact with a prospect or family members of a prospect during their visit (official or unofficial) to campus, including prospects in attendance at practice or games. Contact includes in-person conversations, phone calls, text messages, emails, social media, etc. Media are also asked to make every effort to keep distance from prospects on campus, including at practice, during pre-game activities on the sidelines and in the stands.

GAMEDAY SERVICES: Members of the media covering the game will be provided with pregame notes for both teams, a media guide and a flipcard. Statistics will be handed out at each media timeout, and a running play-by-play will also be provided following the game. WKU offers live stats for media members through StatBroadcast. Approximately 15 minutes following the completion of the game, a final statistical book will be available. The first run of books will be given directly to the visiting SID to allow for easy departure.

POSTGAME INTERVIEWS: For home games, head coach Rick Stansbury and select players will hold a postgame news conference with the media in the Paul Just Media Center at E.A. Diddle Arena. WKU Athletic Communications/Media Relations representatives will be available to assist in postgame interviews. Interviews with the visiting team can be coordinated with the visiting SID, unless it is predetermined that the visiting team will also come to the media room.

WEEKLY PRESS CONFERENCE: Head coach Rick Stansbury holds a press conference for credentialed media during the week when the team schedule allows, usually on a weekly basis. Select players may also be available at the weekly press conference.

CURRENT WKU STREAKS	
All Games	L2
Last Win: 12/11/16 at Indiana State	
At E.A. Diddle Arena	W6
Last Loss: 02/18/16 vs. Old Dominion	
On the Road	L2
Last Win: 12/11/16 at Indiana State	
Neutral Sites	L2
Last Win: 03/10/16 vs. UAB	
vs. Ranked Opponents	L3
Last Win: 01/10/15 vs. #25 Old Dominion	
Nonconference (Home)	W12
Last Loss: 12/20/14 vs. #4 Louisville	
Nonconference (Road/Neutral)	L2
Last Win: 12/11/16 at Indiana State	
Conference USA	W2
Last Loss: 02/27/16 at UAB	
Conference USA (Home)	W3
Last Loss: 02/18/16 vs. Old Dominion	
Conference USA (Road)	L1
Last Win: 02/25/16 at Middle Tennessee	
Games Allowing 75 or Fewer Points	0
Last Time: 12/14/16 at No. 20 Saint Mary's (73)	
Games with a 15-Point Scorer	1
Last Miss: 12/14/16 at No. 20 Saint Mary's	
Games with an Even/Pos. Assist-to-TO Ratio	1
Last Miss: 12/14/16 at No. 20 Saint Mary's	
Games with a 3-Point FG	917
Last Miss: 03/13/87 vs. West Virginia	
When Scoring 80+ Points	W3
Last Loss: 02/13/16 vs. Marshall (93, OT)	
When Scoring 90+ Points	W1
Last Loss: 02/13/16 vs. Marshall (93, OT)	
When Scoring 100+ Points	W4
Last Loss: 01/29/04 vs. La.-Lafayette (110-102)	

2016-17 C-USA STANDINGS

	---C-USA---		--Overall--	
	W-L	PCT	W-L	PCT
1. Middle Tenn.	0-0	.000	10-2	.833
2. Rice	0-0	.000	9-3	.750
3. LA Tech	0-0	.000	7-4	.636
Marshall	0-0	.000	7-4	.636
5. Charlotte	0-0	.000	6-4	.600
Old Dominion	0-0	.000	6-4	.600
7. UAB	0-0	.000	6-5	.545
8. North Texas	0-0	.000	5-5	.500
9. WKU	0-0	.000	4-7	.364
10. Florida Atlantic	0-0	.000	3-6	.333
Southern Miss	0-0	.000	3-6	.333
12. UTSA	0-0	.000	3-8	.273
13. FIU	0-0	.000	3-9	.250
14. UTEP	0-0	.000	2-7	.222

2016-17 C-USA PRESEASON

ALL-CONFERENCE USA TEAM

Erik McCree, LA Tech (Senior, F)
 Jon Elmore, Marshall (Junior, G)
 Ryan Taylor, Marshall (Senior, F)
 Giddy Potts, Middle Tennessee (Junior, G)
 Reggie Upshaw Jr., Middle Tennessee (Senior, F)
 Jeremy Combs, North Texas (Junior, F)
 Marcus Evans, Rice (Sophomore, G)
 Chris Cokley, UAB (Junior, F)
 William Lee, UAB (Junior, F)
Justin Johnson, WKU (Junior, F)

COACHES POLL (first-place votes)

1. UAB (10)	5. ODU	9. Rice	13. USM
2. MT (4)	6. UTEP	10. North Texas	14. UTSA
3. WKU	7. LA Tech	11. FIU	
4. Marshall	8. Charlotte	12. Florida Atlantic	

WKU IN 2016-17 C-USA STATISTICS

CATEGORY	TEAM	PLAYERS
Scoring Offense	11th (66.3)	Q. Johnson (t-14th, 14.7)
Scoring Defense	7th (71.8)	--
Scoring Margin	13th (-5.5)	--
Free Throw %	5th (.722)	Lomomba (13th, .778)
Field Goal %	10th (.420)	Q. Johnson (14th, .426)
FG% Defense	9th (.438)	--
3-Point FG%	7th (.358)	Q. Johnson (7th, .385)
3-Point FG Made	7th (6.3)	Q. Johnson (8th, 2.3)
3-Pt. FG% Defense	10th (.369)	--
Reb. Offense	11th (35.2)	J. Johnson (3th, 9.1)
Reb. Defense	10th (36.5)	--
Reb. Margin	10th (-1.3)	--
Offensive Rebs.	14th (8.2)	J. Johnson (t-9th, 2.1)
Defensive Rebs.	4th (27.0)	J. Johnson (4th, 7.0)
Blocked Shots	5th (4.0)	Lawson (t-3rd, 2.1)
Assists	11th (11.3)	Lomomba (12th, 3.5)
Steals	13th (4.7)	Q. Johnson (t-14th, 1.2)
TO Margin	12th (-2.2)	--
A/TO Ratio	10th (0.82)	Lomomba (t-17th, 1.1)
Minutes Played	--	Thomas (2nd, 35.7)

TEAM ROSTER

NO	NAME	POS	HT	WT	YR	EXP	HOMETOWN (PREVIOUS SCHOOL)
00	Jabari McGhee	F	6-7	205	r-So.	TR	Albany, Ga. (Univ. of Tennessee)
1	Tobias Howard	G	6-2	185	Fr.	HS	Lithonia, Ga. (DME Academy)
3	Damari Parris	G	6-0	160	Fr.	HS	Bowie, Md. (Evelyn Mack Academy)
5	Junior Lomomba	G	6-5	205	r-Sr.	TR	Montreal, Quebec (Providence)
12	Pancake Thomas	G	6-4	195	r-Sr.	FR	Baton Rouge, La. (Hartford)
14	Ben Lawson	F	7-1	235	Sr.	3L	Hitchin, England (Oaklands College)
15	Tyler Miller	G	6-4	185	Jr.	TR	Louisville, Ky. (Marshalltown Community College)
21	Marko Stajkovski	G	6-7	195	Fr.	HS	Novi Sad, Serbia (E-Gimnazija Novi Sad)
23	Justin Johnson	F	6-7	240	Jr.	2L	Hazard, Ky. (Perry County Central HS)
24	Willie Carmichael	F	6-8	210	r-So.	TR	Apopka, Fla. (Univ. of Tennessee)
32	Que Johnson	G	6-6	205	r-Sr.	TR	Pontiac, Mich. (Washington State)
42	Anton Waters	F	6-7	245	Sr.	1L	Baltimore, Md. (Gulf Coast State College)
43	Marty Leahy	G	6-5	210	Fr.	HS	Brisbane, Australia (Ipswich Grammar)
	Lamonte Bearden	G	6-3	160	Jr.	TR	Milwaukee, Wis. (University at Buffalo)

PRONUNCIATION GUIDE

NAME	PRONUNCIATION
Marty Leahy	LAY
Junior Lomomba	luh-MOM-buh
Jabari McGhee	juh-BAR-ee
Damari Parris	duh-MAR-ee
Marko Stajkovski	sty-CAHV-ski
Anton Waters	ann-TAWN
Shammond Williams	shuh-MOND
Quannas White	kuh-WAHN-us

COACHING AND SUPPORT STAFF

POSITION	NAME	ALMA MATER (YEAR)	YEAR IN ROLE
Head Coach	Rick Stansbury	Campbellsville (1981)	First Season
Assistant Coach	Chris Cheeks	VCU (1990)	First Season
Assistant Coach	Shammond Williams	North Carolina (1998)	First Season
Assistant Coach	Quannas White	Oklahoma (2003)	First Season
Director of Basketball Operations	Talvis Franklin	Mississippi State (2007)	First Season
Associate Director of Basketball Ops	Martin Cross	WKU (2015)	First Season
Video Coordinator	Mark Martin	Texas A&M (2012)	First Season
Academic Coordinator	William Monts	Clemson (2006)	First Season
Graduate Assistant Manager	Ben Hansbrough	Notre Dame (2011)	First Season
Strength and Conditioning Coach	Duane Hall	WKU (1996)	Third Season
Athletic Trainer	Mike Gaddie	Murray State (1992)	17th Season
Program Manager	Erien Watson	Mississippi State (2009)	First Season



Head Coach
Rick Stansbury



Assistant Coach
Chris Cheeks



Assistant Coach
Shammond Williams




Assistant Coach
Quannas White



Director of Ops
Talvis Franklin



Assoc. Dir. of Ops
Martin Cross



Video Coordinator
Mark Martin




Academic Coord.
William Monts



Grad. Ast. Manager
Ben Hansbrough



Strength Coach
Duane Hall



Athletic Trainer
Mike Gaddie



Program Manager
Erien Watson

THE LAST TIME OUT

DETROIT (AP) — Josh McFolley drilled 6 of 9 from beyond the arc and totaled 24 points as Detroit Mercy earned its second win of the season, upsetting Western Kentucky 85-79 on Saturday. Detroit Mercy (2-9) won its opener, a 99-69 victory over Division III Adrian College before dropping nine straight. McFolley dished out a career-best eight assists and had three steals. Western Kentucky led 40-38 at the break. The teams traded the lead until McFolley drilled a trey and followed with a layup to give the Titans the lead for good, 65-64, with 8:29 remaining. The Titans finished on a 24-13 run. Que Johnson led Western Kentucky (4-7) with 21 points. Justin Johnson added 15 and grabbed 14 rebounds.

NOTES ON THE PROGRAM

BOUND FOR THE BAHAMAS

The Hilltoppers will be part of the eight-team field for the 2017 Battle 4 Atlantis, which was announced in November during the championship game for this year's event. 2016 national champion Villanova, Arizona, Purdue, North Carolina State, Tennessee, SMU and Northern Iowa join WKU in the star-studded field. The eight teams in the field have won a combined five national championships and reached a combined 16 Final Fours, as well as a combined 76 Sweet Sixteen berths. WKU, Arizona, Villanova, Purdue and NC State are all within the top 26 in NCAA history for all-time wins.

WKU PICKS UP THREE PIECES IN TOP-25 SIGNING CLASS

The Hilltoppers added three standout prospects during the early signing period, giving WKU a consensus top-15 signing class. WKU received national letters of intent from five-star center Mitchell Robinson, four-star guard Josh Anderson and three-star guard Taveion Hollingsworth. The newest Hilltoppers give WKU its first top-25 signing class in the modern era. With the trio, the Hilltoppers' haul is currently ranked eighth by Rivals, 11th by Scout, and 15th by 247Sports.

TOPS SIGN ELITE BIG MAN ROBINSON

WKU put the cherry on top of its early signing haul with the signing of five-star prospect Mitchell Robinson (7-0, Center). Robinson, out of Chalmette (La.) High School, is far and away the highest-ranked signee for the Hilltoppers since the beginning of the modern recruiting services. The big man is a consensus five-star recruit across all outlets and is ranked as the No. 6 prospect nationally in the 2017 class by 247Sports, Rivals and Scout. Robinson is also the highest-ranked recruit ever signed by head coach Rick Stansbury, who produced five top-20 signing classes in a nine-year stretch during his 14-year tenure at the helm at Mississippi State. Robinson heads to WKU with a reputation as a defensive force. He averaged 20.9 points, 13.6 rebounds, 8.1 blocks and 2.0 steals per game last season as a junior for Chalmette High School while shooting 69 percent from the floor.

HILLTOPPERS LAND FOUR-STAR GUARD ANDERSON

The Hilltoppers added to their 2017 recruiting haul with the signing of four-star prospect Josh Anderson (6-4, Guard) to a national letter of intent in the 2017 recruiting class. Anderson, out of Madison Prep Academy in Baton Rouge, La., is a consensus four-star recruit across all outlets and is ranked as the No. 43 player nationally in the 2017 class by Rivals, No. 50 by Scout and No. 52 by 247Sports. Anderson helped Madison Prep to its third state championship in four years last season. He averaged 18.1 points, 5.8 assists and 4.6 rebounds per game as a junior as Madison Prep won its second straight title and appeared in its third straight state championship game.

WKU ADDS BLUEGRASS-BORN HOLLINGSWORTH

The Hilltoppers hauled in their first piece in the 2017 recruiting class in the early signing period with the addition of three-star prospect Taveion Hollingsworth (6-2, Guard) via national letter of intent. Hollingsworth, an in-state product out of Paul Laurence Dunbar High School in Lexington, is a consensus three-star recruit across all outlets and is a front-runner for Kentucky's 2017 Mr. Basketball award. A proven winner with Bluegrass roots, Hollingsworth was named the KHSAA Sweet 16 MVP last year while leading Dunbar to a 33-6 record and its first state title.

NEW-LOOK ROSTER

WKU's 2016-17 roster, which has nine newcomers, represents seven states – Florida, Georgia, Kentucky, Louisiana, Maryland, Michigan and Wisconsin – as well

as four other countries – Australia, Canada, England and Serbia. With many new faces on the roster, WKU returns 31 percent of its scoring, 39 percent of its rebounding and 14 percent of its assists from the 2015-16 campaign.

POSTSEASON PLAY

WKU has advanced to the semifinals of its league tournament in 11 of the last 12 seasons, including a run to the 2016 Conference USA Tournament semifinals. The team is 21-5 with four championships in the last nine conference tournaments overall. WKU's 23 NCAA Tournament appearances are six more than the next closest Conference USA school (UTEP, 17), and one more than the eight league schools with the fewest appearances combined (LA Tech, 5; Marshall, 5; Rice, 4; North Texas, 3; Southern Miss, 3; FIU, 1; Florida Atlantic, 1; UTSA, 0).

PROGRAM PRESTIGE

Entering 2016-17, WKU ranks third in NCAA history in regular-season league titles (42), ninth in all-time winning percentage (.663) and is tied for 16th in all-time victories (1,737). WKU, Middle Tennessee and LA Tech are the only schools in Conference USA to win 20 or more games in at least three of the last four seasons. WKU's 43 20-win seasons are the seventh-most in NCAA history.

FRIENDLY CONFINES

WKU is 52-15 (.776) at E.A. Diddle Arena over the last four-plus seasons after going 27-17 (.614) in the three seasons prior. The Hilltoppers are 576-162 all-time at Diddle Arena for a .780 winning percentage.

CONFERENCE USA PRESEASON

Justin Johnson was named to the 2016-17 Conference USA Men's Basketball Preseason All-Conference Team, while WKU was picked to finish third in the league. Johnson, a 6-foot-7 junior forward from Hazard, Ky., is WKU's first preseason all-conference selection since George Fant and T.J. Price both made the list in the Hilltoppers' inaugural season in C-USA in 2014-15. Third is the highest the Hilltoppers have been picked to finish as a team since they joined C-USA, and it's their highest projection overall since being tabbed to win the Sun Belt Conference before the 2013-14 campaign.

SHUTTING DOWN THE SYCAMORES

In games where the opponent shot 20-plus 3s, WKU has never held a foe to a lower 3-point percentage than it did at Indiana State (8.3 percent) on Dec. 11, 2016. It was the lowest 3-point percentage for a WKU opponent since Kansas went 0-for-6 from deep in the 2013 NCAA Tournament.

NOTES ON THE HILLTOPPERS

JUSTIN JOHNSON'S GOOD WORKS

Junior forward Justin Johnson was named a 2017 Allstate NABC Good Works Team nominee in November. The Allstate NABC Good Works Team recognizes players at all levels of college basketball whose charitable involvement and altruistic acts stand out amongst all other student-athletes participating in the sport. Johnson, a Hazard, Ky., native, has been active in the community since he arrived on The Hill. The standout post player has made mission trips to China and Belize the last two summers with the Sports Reach program, and he's also volunteered at Bowling Green Retirement Village and the Boys & Girls Club.

JUNIOR LOMOMBA ON POINT

Graduate senior Junior Lomomba continued to settle into his new role as a point guard with a career-high seven assists in WKU's victory over Jacksonville State. Lomomba's 29 points in the preseason win over KWC were the most by a Hilltopper in an exhibition since Juan Pattillo scored 31 against Campbellsville on Nov. 5, 2010.

ANTON WATERS STEPS UP

With depth sorely needed in the post, senior forward Anton Waters has stepped up for the Hilltoppers. Waters has matched or set a new career high for rebounds four times this season, including 10 boards against Washington and Indiana State. He's averaging 5.9 points and 5.5 rebounds per outing.

LEAHY'S HOT SHOOTING

Freshman guard Marty Leahy has made the most of his opportunities off the bench. The Australia native is shooting 50 percent from the field (7 of 14) and has netted 5 of 8 shots from 3-point range. Leahy has made his last three 3-point attempts and is also shooting 85.7 percent from the free-throw line.

BEN LAWSON'S BLOCK PARTY

Senior forward Ben Lawson ranks fifth in WKU history with 151 career blocked shots. His 66 blocks in 2015-16 were the seventh-most in a season in Hilltopper history. Lawson joins Jeremy Evans, Elgrace Wilborn and Chris Marcus as Hilltoppers with at least 50 blocks in multiple seasons.

GRADUATE TRANSFERS

On a team in need of backcourt help, graduate transfer guards Que Johnson (Washington State), Junior Lomomba (Providence) and Pancake Thomas (Hartford) are providing valuable experience this year. The trio had played in 281 combined games and scored a combined 1,954 points over their college careers, while Lomomba helped the Friars to the NCAA Tournament the last two seasons. Thomas reached the NCAA Tournament in his first two seasons at New Mexico before transferring to Hartford.

TENNESSEE TRANSFERS

WKU adds the services of two transfers from the University of Tennessee, forwards Willie Carmichael and Jabari McGhee. Both players made their Hilltopper debuts in December. Carmichael, who played in all 32 UT games as a freshman in 2014-15 and averaged three points and 2.3 rebounds in 14.8 minutes per game, saw his first action at No. 20 Saint Mary's. McGhee debuted at Indiana State.

LAMONTE BEARDEN

Buffalo transfer guard Lamonte Bearden will sit out this season, but he also offers WKU postseason experience. Bearden was a starter on the Bulls' NCAA Tournament teams the last two seasons.

NOTES ON THE COACHING STAFF

STANSBURY BACK AT THE HELM

Among the 40-plus Division I men's basketball coaching hires over the offseason, Rick Stansbury ranked fifth with 293 career Division I wins. Among those new Division I hires across the country, Stansbury was also tied for fifth in NCAA Tournament appearances with six.

HOME-COURT ADVANTAGE

Stansbury's teams have been outstanding on their own turf, boasting a winning percentage at home of better than 80 percent during his 15 seasons at the helm at Mississippi State and WKU.

TOURNAMENT TIME

In Stansbury's 30 previous seasons as a head coach or assistant coach, his teams have gone to the postseason 18 times, with top-five seeds in the NCAA Tournament six times. The Bulldogs reached the postseason 11 times in Stansbury's 14 seasons as a head coach at Mississippi State.

CHAMPIONSHIP MINDSET

During Stansbury's final 10 years leading Mississippi State, only Kentucky won more SEC championships than his eight, and over his entire 14-year run at the helm, only Kentucky and Florida won more games. His 293 career victories are the 10th-most in SEC history.

ACADEMIC SUCCESS

During Stansbury's time as a head coach at Mississippi State, only Vanderbilt had a higher graduation rate in the SEC, and the Bulldogs were third in the SEC with 41 academic honorees in 14 years.

FILLING THE STANDS

Of the top 30 games for attendance in MSU history, 26 came during Stansbury's run as head coach, including all of the top 10.

FAMILY TRADITION

Stansbury's connection to The Hill goes back well before his hiring as head coach to his great uncle, Edgar B. Stansbury, a 1994 WKU Athletics Hall of Famer as a three-sport athlete (baseball, basketball, football), football assistant coach under W.L. "Gander" Terry, and Director of Athletics in 1946 after serving his country in World War II. The concourse inside E.A. Diddle Arena is named in E.B. Stansbury's honor.

QUICK START

Rick Stansbury is the first Hilltopper coach to start his first season 2-0 since Murray Arnold in the 1986-87 campaign, and just the third since 1922, joining Arnold and E.A. Diddle.

ASSISTANTS' WINNING PEDIGREE

WKU's three assistants – Chris Cheeks (VCU), Shammond Williams (North Carolina) and Quannas White (Oklahoma) – reached a combined four Final Fours and scored 3,286 career points between them at the Division I level as players.

NOTES ON THE SCHEDULE

CONFERENCE USA SLATE

Home games against six of the top seven finishers in C-USA last season highlight the conference slate. The Hilltoppers will play home-and-home series with four of the top five finishers in C-USA last season – UAB, Middle Tennessee, Old Dominion and Marshall. The 18-game conference slate also includes a home-and-home series with Charlotte and single games against the other eight teams in the league.

NONCONFERENCE SCHEDULE

WKU welcomes Austin Peay, Ohio, North Carolina A&T, Alabama State and Jacksonville State to E.A. Diddle Arena in nonconference contests as the program enters a new era under Rick Stansbury. The Hilltoppers will be well-tested on the road with trips to regional rivals Belmont, Eastern Kentucky and Indiana State, as well as Saint Mary's (Calif.), Detroit Mercy and SEC foe Missouri. They will also play two games in the Global Sports Classic in Las Vegas, starting against Washington on the day after Thanksgiving. The Hilltoppers will then square off with either UNLV or TCU.

NUMBERS OF NOTE

WINS AGAINST RANKED TEAMS SINCE 1985-86

WKU has notched 11 wins against ranked opponents since the 1985-86 season, with three at E.A. Diddle Arena, three on the road and five at neutral sites.

WKU's Wins Against Ranked Opponents since 1985-86

- 12/07/85: (W) 71-58 vs. #19 Auburn at E.A. Diddle Arena
- 01/16/86: (W) 75-72 (OT) at #12 UAB
- 01/25/86: (W) 81-75 vs. #18 UAB at E.A. Diddle Arena
- 02/16/93: (W) 78-77 at #22 Louisville
- 03/08/93: (W) 72-63 vs. #13 New Orleans in SBC Tourn. in Biloxi, Miss.
- 03/20/93: (W) 72-68 vs. #6 Seton Hall in NCAA Tourn. in Orlando, Fla.
- 11/15/01: (W) 64-52 at #4 Kentucky
- 03/21/08: (W) 101-99 (OT) vs. #14 Drake in NCAA Tourn. in Tampa, Fla.
- 11/30/08: (W) 68-54 vs. #3 Louisville in Nashville, Tenn.
- 12/11/09: (W) 76-69 vs. #24 Vanderbilt in Nashville, Tenn.
- 01/10/15: (W) 72-65 vs. #25 Old Dominion at E.A. Diddle Arena

TOP E.A. DIDDLE ARENA ATTENDANCES SINCE 2002-03

Since the 2002-03 season, after E.A. Diddle Arena underwent its renovation to its current capacity of 7,326, the Hilltoppers have played in front of 16 home crowds of at least 7,000 people. A standing room only crowd of 7,598 was on-hand on Dec. 20, 2014, to see WKU face No. 4 Louisville, which became the largest non-conference crowd since the renovation, and 7,119 were at E.A. Diddle Arena for Senior Night on Feb. 28, 2015.

Games of At Least 7,000 at E.A. Diddle Arena since Capacity Went to 7,326

- 8,118 - 03/11/03 - W, 64-52 vs. Middle Tennessee - SBC Tournament
- 7,718 - 02/21/08 - L, 69-64 vs. South Alabama
- 7,598 - 12/20/14 - L, 76-67 vs. #4 Louisville
- 7,523 - 12/30/13 - L, 79-74 vs. Ole Miss
- 7,412 - 03/01/03 - W, 89-75 vs. Middle Tennessee
- 7,336 - 11/26/05 - L, 69-65 vs. Georgia
- 7,328 - 11/29/03 - L, 81-75 vs. Mississippi State
- 7,326 - 01/26/06 - W, 94-81 vs. Louisiana-Lafayette
7,326 - 02/18/06 - W, 79-58 vs. Northern Arizona
7,326 - 02/25/06 - W, 80-65 vs. FIU
7,326 - 12/22/10 - L, 114-82 vs. #25 Louisville
7,326 - 02/25/12 - W, 73-67 vs. Middle Tennessee
7,326 - 03/02/13 - L, 70-62 vs. Middle Tennessee
- 7,119 - 02/28/15 - W, 77-61 vs. FIU
- 7,117 - 02/21/09 - W, 79-66 vs. FIU
- 7,089 - 12/09/06 - L, 75-70 vs. Southern Illinois
- 7,086 - 12/02/08 - W, 67-63 vs. Georgia

MISCELLANEOUS STATS

10+ POINT GAMES

	2016-17	CAREER (WKU)
Que Johnson	11	11
Justin Johnson	9	39
Pancake Thomas	7	7
Junior Lomomba	4	4
Anton Waters	2	5
Ben Lawson	1	11

20+ POINT GAMES

Pancake Thomas	1	1
Que Johnson	1	1
Justin Johnson	0	7

10+ REBOUND GAMES

Justin Johnson	6	16
Anton Waters	2	2
Ben Lawson	0	3

DOUBLE-DOUBLES

Justin Johnson	5	15
Anton Waters	1	1

GAMES LED WKU IN SCORING

Que Johnson	6	6
Justin Johnson	5	19
Pancake Thomas	1	1

GAMES LED WKU IN REBOUNDING

Justin Johnson	9	33
Que Johnson	2	2
Ben Lawson	0	6
Anton Waters	1	3

GAMES LED WKU IN ASSISTS

Junior Lomomba	5	5
Pancake Thomas	3	3
Justin Johnson	2	5
Que Johnson	2	2
Damari Parris	1	1
Ben Lawson	0	1

GAMES LED WKU IN BLOCKED SHOTS

Ben Lawson	10	59
Justin Johnson	4	16
Que Johnson	3	3
Anton Waters	2	7
Junior Lomomba	1	1
Jabari McGhee	1	1

GAMES LED WKU IN STEALS

Que Johnson	5	5
Pancake Thomas	5	5
Ben Lawson	1	9
Jabari McGhee	1	1
Damari Parris	1	1
Marty Leahy	1	1
Tyler Miller	1	1
Tobias Howard	1	1
Junior Lomomba	1	1
Justin Johnson	0	11
Anton Waters	0	1

WKU BY SITUATION

CATEGORY	2013-14	2014-15	2015-16	2016-17	ALL
All games	20-12	20-12	18-16	4-7	62-47
Conference games	12-6	12-6	8-10	0-0	32-22
Nonconference games	8-6	8-6	10-6	4-7	30-25
Home	13-4	13-3	12-4	3-0	41-11
Away	7-7	5-8	3-9	1-6	16-30
Neutral site	0-1	2-1	3-3	0-1	5-6
Televised games	16-10	17-10	13-14	3-3	49-37
vs. Ranked opponents	0-2	1-1	0-2	0-1	1-6
vs. Unranked opponents	20-10	19-11	18-14	4-6	61-41
Winning the tip	8-3	8-6	12-7	3-4	31-20
Losing the tip	12-9	12-6	6-9	1-3	31-27
Scoring first	12-4	10-8	15-10	2-2	39-24
Opponent scores first	8-8	10-4	3-6	2-5	23-23
Leading at halftime	15-2	14-2	14-5	3-2	46-11
Trailing at halftime	4-10	3-9	4-10	0-5	11-34
Tied at halftime	1-0	3-1	0-1	1-0	5-2
Leading with 5:00 to play	14-2	15-2	17-6	4-0	50-10
Trailing with 5:00 to play	6-10	2-10	1-10	0-7	9-37
Tied with 5:00 to play	0-0	3-0	0-0	0-0	3-0
In overtime	1-1	3-0	2-3	0-0	6-4
Games decided by ≤3 pts.	6-1	3-3	2-5	0-1	11-10
Games decided by 4-10 pts.	10-6	10-5	9-6	1-2	30-19
Games decided by 11+ pts.	4-5	7-4	7-5	3-4	21-18
Shooting 50% or higher	4-1	2-1	10-1	1-0	17-3
Shooting 40-49%	13-2	15-6	7-11	3-4	38-22
Shooting less than 40%	3-9	3-5	1-4	0-3	7-21
Opp. shooting 50% or higher	2-3	0-3	2-9	0-2	4-17
Opp. shooting 40-49%	12-7	10-7	9-6	2-3	33-23
Opp. shooting less than 40%	6-2	10-2	7-1	2-2	25-7
Make more 3FG than opp.	11-9	14-4	4-4	2-0	31-17
Make fewer 3FG than opp.	7-3	4-4	8-12	1-7	20-26
3FG made are even	2-0	2-4	6-0	1-0	11-4
Attempt more FT than opp.	14-3	14-2	13-11	4-4	66-26
Attempt fewer FT than opp.	6-8	4-9	5-5	0-3	23-39
FT attempts are even	0-1	2-1	0-0	0-0	4-5
More rebounds than opp.	16-6	14-5	16-11	4-1	45-23
Fewer rebounds than opp.	2-5	5-7	2-5	0-5	9-22
Rebounds are even	2-1	1-0	0-0	0-1	3-2
More assists than opp.	11-4	18-3	13-1	3-2	45-10
Fewer assists than opp.	7-6	2-9	3-14	1-5	13-34
Assists are even	2-2	0-0	2-1	0-0	4-3
Commit more TOs than opp.	7-9	6-9	14-12	3-5	30-35
Commit fewer TOs than opp.	12-2	11-3	3-2	1-1	27-8
Turnovers are even	1-1	3-0	1-2	0-1	5-4
Scoring 100+ points	1-0	1-0	0-0	0-0	2-0
Scoring 90-99 points	0-0	0-0	3-1	0-0	3-1
Scoring 80-89 points	2-1	6-2	7-2	0-0	15-5
Scoring 70-79 points	7-3	8-0	5-7	4-1	24-11
Scoring 60-69 points	7-4	4-6	2-4	0-2	13-16
Scoring fewer than 60 points	3-4	1-4	1-2	0-4	5-14
Allowing 100+ points	0-0	0-0	0-0	0-0	0-0
Allowing 90-99 points	0-0	0-1	1-5	0-1	1-7
Allowing 80-89 points	0-2	2-1	2-5	0-2	4-10
Allowing 70-79 points	6-8	3-6	8-3	0-3	17-20
Allowing 60-69 points	7-2	9-3	6-2	2-0	24-7
Allowing fewer than 60 pts.	7-0	6-1	1-1	2-1	16-3
Following a win	11-9	13-7	6-12	1-3	31-31
Following a loss	9-3	7-5	12-4	3-4	31-15
More bench points than opp.	14-10	10-3	15-12	2-1	41-26
Fewer bench pts. than opp.	6-2	10-9	3-4	2-6	21-21
Bench points are even	0-0	0-0	0-0	0-0	0-0
in November	4-2	2-3	3-3	3-4	12-11
in December	4-3	5-2	5-2	1-3	15-10
in January	6-2	8-1	3-6	0-0	17-9
in February	5-2	3-4	3-4	0-0	11-10
in March	1-3	2-2	4-1	0-0	7-6
on Monday	0-3	1-0	1-1	0-0	2-4
on Tuesday	0-2	0-2	3-0	1-0	4-4
on Wednesday	1-0	3-0	2-2	2-2	8-4
on Thursday	7-2	7-3	5-4	0-0	19-9
on Friday	0-0	0-0	0-1	0-1	0-2
on Saturday	12-5	8-6	6-7	1-4	27-22
on Sunday	0-0	1-1	1-1	0-0	2-2

THE LAST TIME IT HAPPENED

A WKU TEAM:

Was ranked	2007-08
Final Associated Press Poll (No. 22)	
Received votes in a national poll	11/13/09
Associated Press Preseason Top 25	
Played a ranked team	12/14/16
(L) 73-51 at No. 20 Saint Mary's	
Beat a ranked team	01/10/15
(W) 72-65 vs. No. 25 Old Dominion	
Won 10+ straight	01/10/08 - 02/16/08 (11)
Won 15+ straight	01/03/02 - 03/05/02 (15)
Won 20+ straight	12/03/66 - 02/20/67 (21)
Lost 5+ straight	12/31/11 - 01/15/12 (5)
Scored 100 pts	12/29/14
(W) 104-62 vs. Alice Lloyd (Ky.) College	
Scored 100 pts on the road	02/22/01
(W) 100-60 at Arkansas State	
Scored 100 pts and lost	01/29/04
(L) 110-102 vs. Louisiana-Lafayette	
Allowed 100 pts	12/22/10
(L) 114-82 vs. #25 Louisville	
Allowed 100 pts at home	12/22/10
(L) 114-82 vs. #25 Louisville	
Allowed 100 pts and won	12/03/73
(W) 102-100 at Arkansas	
Scored fewer than 50 pts	11/25/16
(L) 86-47 vs. Washington	
Allowed fewer than 50 pts	12/27/14
(W) 89-42 vs. Brescia (Ky.)	
Back-to-back 20-point wins	2010
11/12/10 • (W) 98-70 at Saint Joseph's	
11/15/10 • (W) 83-61 vs. Alabama A&M	
30-point win	12/28/13
(W) 103-65 vs. Brescia (Ky.)	
Back-to-back 30-point wins	2001
12/15/01 • (W) 103-40 vs. West Alabama	
12/19/01 • (W) 95-61 vs. Creighton	
40-point win	12/29/14
(W) 104-62 vs. Alice Lloyd (Ky.) College	
Back-to-back 40-point wins	2014
12/27/14 • (W) 89-42 vs. Brescia (Ky.)	
12/29/14 • (W) 104-62 vs. Alice Lloyd (Ky.) College	
50-point win	01/03/04
(W) 107-52 vs. Kentucky State	
60-point win	12/15/01
(W) 103-40 vs. West Alabama	
30-point loss	11/25/16
(L) 86-47 vs. Washington	
Played in OT game	03/05/16
(W) 96-90 (OT) vs. LA Tech	
Played in a 2OT game	01/18/14
(W) 82-77 (2OT) vs. Arkansas State	
Played in a 3OT game	01/19/84
(L) 76-74 (3OT) vs. Jacksonville	
Played in back-to-back OT games	2016
02/06/16 • (L) 93-89 (OT) at UTEP	
02/13/16 • (L) 96-93 (OT) vs. Marshall	
Won on "last second" shot	02/08/14
(W) 79-78 at UALR	
Trency Jackson hit a 28-footer with 0:00.0 left in regulation	
Lost on "last second" shot	03/21/09
(L) 83-81 in NCAA Tournament vs. #10 Gonzaga	
Demetri Goodson hit 6-footer at 0:00.9	
Had 5 players in double figures	03/10/16
(W) 88-77 vs. UAB	
Had 6 players in double figures	01/29/05
(W) 77-75 at New Mexico State	
Had 7 players in double figures	11/24/01
(W) 101-77 vs. Murray State	
Had 8 players in double figures	12/08/93
(W) 129-91 vs. North Florida	
Had 2 double-figure rebounders	12/11/16
Justin Johnson (10) and Anton Waters (10) at Indiana State	

Had two 20-point scorers	02/06/16
Fredrick Edmond (24) and Aaron Cosby (22) at UTEP	
Had three 20-point scorers	11/13/07
(W) 88-67 vs. Kentucky Wesleyan	
Had 10+ 3FGs	12/17/16
10-of-26 3FG at Detroit Mercy	
Held opponent under 35.0% shooting	11/24/15
30.7% (23-for-75) vs. Central Michigan	
Committed fewer than 10 TOs	03/11/16
4 vs. Old Dominion	
Committed fewer than 5 TOs	03/11/16
4 vs. Old Dominion	
Committed 25+ TOs	11/18/14
25 at Minnesota	
Forced 25+ TOs	11/10/12
26 at Southern Miss	
Shot 60% from the field	11/12/10
60.9% at St. Joseph's	
Shot 70% from the field	02/24/84
71.1% vs. UAB	
Shot 90% from FT line (min. 10)	01/23/16
93.3% (14-of-15) at Charlotte	

A WKU INDIVIDUAL:

Scored 25 pts	03/05/16
Aaron Cosby (34) vs. LA Tech	
Scored 30 pts	03/05/16
Aaron Cosby (34) vs. LA Tech	
Scored 40 pts	01/29/04
Anthony Winchester (40) vs. Louisiana-Lafayette	
Scored 50 pts	01/30/65
Clem Haskins (55) vs. Middle Tennessee	
Had 15 rebounds	11/14/15
Justin Johnson (15) vs. Campbellsville (Ky.)	
Had 20 rebounds	11/25/00
Chris Marcus (21) vs. Tennessee State	
Had 25 rebounds	03/07/72
Granville Bunton (27) at Morehead State	
Had 20 pts and 10 rebs	02/06/16
Fredrick Edmond (24 pts, 14 rebs) and Justin Johnson (15 pts, 12 rebs) at UTEP	
Had 10 assists	02/24/11
Jamal Crook (10) vs. FIU	
Had 5 blocks	11/25/16
Ben Lawson (5) vs. Washington	
Had 5 steals	12/28/15
Marlon Hunter (6) vs. Brescia (Ky.)	
Had a double-double	12/17/16
Justin Johnson (15 pts, 14 rebs) at Detroit Mercy	
Two players had a double-double	02/06/16
Fredrick Edmond (24 pts, 14 rebs) and Justin Johnson (15 pts, 12 rebs) at UTEP	
Had a triple-double	01/01/09
Orlando Mendez-Valdez (18 pts, 12 asts, 10 rebs) vs. Troy	

AN OPPOSING INDIVIDUAL:

Scored 30 pts	03/13/16
Trey Freeman, Old Dominion (42)	
Scored 40 pts	03/13/16
Trey Freeman, Old Dominion (42)	
Had 15 rebounds	11/21/15
Jameel Warney, Stony Brook (16)	
Had 20 rebounds	12/07/03
Cuthbert Victor, Murray State (20)	
Had 20 pts and 10 rebs	11/19/16
Evan Bradds, Belmont (26 pts, 14 rebs)	
Had 10 assists	12/14/16
Joe Rahon, Saint Mary's (10)	
Had a double-double	12/14/16
Jock Landale, Saint Mary's (15 pts, 13 rebs)	



HEAD COACH RICK STANSBURY

CAREER RECORD: 297-173 (15TH SEASON)

RECORD AT WKU: FIRST SEASON

With 297 career wins and 11 postseason trips as a head coach to his credit, Rick Stansbury is the 15th head men's basketball coach at Western Kentucky University.

Stansbury, a Battletown, Ky., native and Campbellsville University Class of 2003 Hall of Famer, came to The Hill following two years at 2015-16 Southeastern Conference regular season champion Texas A&M, which included a run to the 2016 NCAA Sweet 16. In his 30 seasons as a head coach or an assistant coach, Stansbury's teams have gone to the postseason 18 times, with Top 5 seeds in the NCAA Tournament in 2016 (3), 2004 (2), 2003 (5), 2002 (3), 1996 (5) and 1995 (5) and in the NIT in 2012 (4), 2010 (1), and 2007 (1).

The veteran head coach made his name over a 22-year run at Mississippi State, including the final 14 as head coach (1999-2012), where he compiled a career record of 293-166 (.638), led the Bulldogs to the postseason 11 times – with six NCAA appearances – and became Mississippi State's all-time wins leader in the process.

In his two seasons in College Station, working for head coach Billy Kennedy, Stansbury helped the Aggie coaching staff sign a consensus top-10 recruiting class, a class regarded as one of the best in school history, in 2015. This past season, with Stansbury serving as associate head coach, the Aggies set a school record for wins with 28 after a 21-12 campaign and third place SEC finish in his first season. Texas A&M's run to the Sweet 16 was the deepest the Aggies have advanced in the tournament in program history.

During Stansbury's final 10 years leading Mississippi State, only Kentucky won more SEC championships than his eight, and over his entire 14-year run at the helm, only Kentucky and Florida won more games. His 293 career victories are the 10th-most in SEC history. The Bulldogs won the SEC tournament in 2002 and 2009, the overall SEC championship in 2004 and dominated the league's Western Division during Stansbury's tenure, winning the side in 2003, 2004, 2007, 2008 and 2010.

His teams were also postseason regulars, appearing in the NCAA Tournament or NIT 11 of his 14 seasons as MSU's head coach including trips to the NCAA Tournament in four consecutive seasons (2002-2005) and consecutive appearances in 2008 and 2009 with NIT trips in 1999, 2001, 2007, 2010 and 2012. Including his time as an assistant, Mississippi State went to the postseason 15 times in 22 seasons.

Seven Bulldogs earned All-America honors, 23 were named All-SEC (11 first teamers), and he posted 20 or more wins in 10 seasons during his 14-year run as head coach. Prior to Stansbury taking over as head coach, MSU had just seven postseason tournament appearances and won at least 20 games just seven times in the school's previous 86 years of basketball competition.

Stansbury is, in every essence of the word, a winner.

THE STANSBURY FILE

PERSONAL

Born: Dec. 23, 1959

Hometown: Battletown, Ky.

Wife: Meo **Children:** Isaac, Noah, Luke

COACHING CAREER

1981-82: Campbellsville (student assistant)

1983-84: Cumberland (graduate assistant)

1985-90: Austin Peay (assistant coach)

1990-94: Mississippi State (assistant coach)

1994-98: Mississippi State (assoc. head coach)

1998-2012: Mississippi State (head coach)

2014-15: Texas A&M (assistant coach)

2015-16: Texas A&M (associate head coach)

2016-17: WKU (head coach)

Off the court, Stansbury's program graduated players at a rate never before seen at Mississippi State. Over his time as head coach, only Vanderbilt had a higher graduation rate in the SEC, and the Bulldogs were third in the SEC with 41 academic honorees in 14 years. Fans also came out in droves in Starkville to watch Stansbury's Bulldogs play. Of the Top 30 most attended games in MSU history, 26 came during Stansbury's run as head coach, including all of the Top 10. He was the only coach in MSU history to average more than 10,000 fans per game in SEC play (2003-04/10,209), and his Bulldogs played in front of an average of over 7,000 fans per night in six of his 14 seasons as head coach.

Stansbury also brings to The Hill a national reputation of success as evidenced by his 2004 SEC Associated Press Coach of the Year, finalist for National Coach of the Year, and District 17 NABC Coach of the Year awards. During the 2003-04 season, Stansbury's Bulldogs ranked as high as No. 4 in the AP poll and finished No. 8 that year, their third consecutive Top 25 finish in the final AP poll. As a recruiter, Stansbury is no stranger to sending players to the NBA ranks. Since 1996, Stansbury has nine lottery picks including the 5th overall pick in the 1999 Draft, Jonathan Bender (Toronto), the 10th overall pick in the 1996 Draft, Erick Dampier (Indiana), and Parade All-American and 2005's 40th overall pick, Monta Ellis (Golden State). Over a nine-year period in Starkville (2003-11), Stansbury signed five different top-20 recruiting classes. His 2005 class was rated the sixth-best nationally by Rivals.com while his final class in the spring of 2011 was No. 12 nationally by the outlet. The Class of 2015 at Texas A&M was rated No. 8 nationally by Rivals.com.

Before going to Starkville, Stansbury spent six seasons as an assistant at Austin Peay State University in Clarksville, Tenn. Working alongside the late Lake Kelly, APSU recorded three consecutive winning seasons including an Ohio Valley Conference tournament championship and NCAA Tournament second-round berth in 1986-87.

His 16-year career as an assistant prior to the MSU head coaching post began at his alma mater,

CAREER RECORD BY OPPONENT 2016-17 OPPONENTS IN BOLD

TEAM	W-L	PCT
AKRON	0-2	.000
ALABAMA	16-14	.533
ALABAMA A&M	4-0	1.000
UAB	2-0	1.000
ALABAMA STATE	4-0	1.000
APPALACHIAN STATE	1-0	1.000
ARIZONA	2-1	.667
ARKANSAS	16-14	.533
ARKANSAS-LITTLE ROCK	3-0	1.000
ARKANSAS-PINE BLUFF	2-0	1.000
ARKANSAS STATE	2-0	1.000
AUBURN	16-12	.571
BAYLOR	0-1	.000
BELMONT	1-1	.500
BETHUNE-COOKMAN	1-0	1.000
BIRMINGHAM-SOUTHERN	1-0	1.000
BRADLEY	1-0	1.000
BUTLER	0-1	.000
CALIFORNIA	0-1	.000
CENTENARY	4-0	1.000
CHARLOTTE	2-1	.667
CHATTANOOGA	1-0	1.000
CINCINNATI	0-2	.000
CLEMSON	0-2	.000
COLORADO STATE	0-1	.000
DEPAUL	1-0	1.000
DETROIT MERCY	2-1	.667
DUKE	0-1	.000
EAST TENNESSEE STATE	0-1	.000
EASTERN KENTUCKY	2-1	.667
FAIRFIELD	1-0	1.000
FAIRLEIGH DICKINSON	1-0	1.000
FLORIDA	8-9	.471
FLORIDA A&M	2-0	1.000
FLORIDA ATLANTIC	1-1	.500
FLORIDA STATE	1-1	.500
GEORGE MASON	1-1	.500
GEORGIA	9-9	.500
GEORGIA STATE	2-0	1.000
HAWAII	0-1	.000
HOLY CROSS	1-0	1.000
HOUSTON	2-0	1.000
IDAHO	1-0	1.000
ILLINOIS-CHICAGO	1-0	1.000
INDIANA STATE	1-0	1.000
JACKSON STATE	2-0	1.000
JACKSONVILLE	1-0	1.000
JACKSONVILLE STATE	5-0	1.000
KENTUCKY	4-13	.235
LAFAYETTE	1-0	1.000
LIBERTY	1-0	1.000
LOUISIANA-LAFAYETTE	3-2	.600
LOUISIANA-MONROE	4-0	1.000
LSU	18-13	.581
LOUISIANA TECH	3-0	1.000
LOYOLA MARYMOUNT	2-0	1.000
MASSACHUSETTS	0-1	.000
MCNEESE STATE	5-0	1.000
MEMPHIS	0-1	.000
MIAMI (FLA.)	1-1	.500
MIAMI-OHIO	0-1	.000
MISSISSIPPI VALLEY STATE	3-0	1.000
MISSOURI	1-2	.333
MISSOURI-KANSAS CITY	1-0	1.000
MONMOUTH	1-0	1.000
MONTANA STATE	1-1	.500
MURRAY STATE	1-0	1.000
NEW ORLEANS	4-0	1.000
NICHOLLS STATE	5-0	1.000
NORTHWESTERN	1-0	1.000
NORTHWESTERN STATE	2-1	.667
NORTH ALABAMA	1-0	1.000
NORTH CAROLINA	0-1	.000
NORTH CAROLINA A&T	2-0	1.000
NORTH TEXAS	1-0	1.000
OKLAHOMA	1-0	1.000

CAREER RECORD BY OPPONENT 2016-17 OPPONENTS IN BOLD

TEAM	W-L	PCT
OLD DOMINION	1-0	1.000
OLE MISS	21-8	.724
OREGON	1-0	1.000
PITTSBURGH	1-0	1.000
RICHMOND	2-2	.500
RIDER	0-1	.000
RUTGERS	0-1	.000
SAINT MARY'S (CALIF.)	1-2	.333
SAM HOUSTON STATE	1-0	1.000
SAN DIEGO	2-1	.667
SANTA CLARA	2-0	1.000
SOUTH ALABAMA	7-1	.875
SOUTH CAROLINA	12-5	.706
SOUTH CAROLINA STATE	1-0	1.000
SOUTHEASTERN LOUISIANA	5-1	.833
SOUTHERN ILLINOIS	0-1	.000
SOUTHERN MISSISSIPPI	1-0	1.000
STANFORD	1-1	.500
ST. BONAVENTURE	2-0	1.000
SYRACUSE	0-1	.000
TENNESSEE	7-9	.438
TENNESSEE-MARTIN	4-0	1.000
TENNESSEE STATE	1-0	1.000
TEXAS	0-2	.000
TEXAS A&M	1-0	1.000
TEXAS A&M-CORPUS CHRISTI	2-0	1.000
TEXAS-PAN AMERICAN	1-0	1.000
TEXAS TECH	0-1	.000
TROY	3-0	1.000
TULANE	3-0	1.000
TULSA	0-1	.000
UC IRVINE	1-0	1.000
UCLA	1-0	1.000
UNLV	0-1	.000
UTAH STATE	1-0	1.000
VALPARAISO	0-1	.000
VANDERBILT	11-8	.579
VIRGINIA TECH	1-1	.500
WASHINGTON	0-2	.000
WASHINGTON STATE	0-2	.000
WEST VIRGINIA	1-1	.500
WESTERN KENTUCKY	3-1	.750
WINTHROP	0-1	.000
WRIGHT STATE	1-0	1.000
XAVIER	3-1	.750
TOTALS	297-173	.632

Campbellsville, during the 1981-82 season as he worked toward earning a double major in business and physical education. He then moved on to work for Randy Vernon at Cumberland in Williamsburg where he earned his master's in Business Education. In 1983-84, the team went 31-5 and earned a second-round appearance in the NAIA Tournament. In October 1999, Stansbury was honored by the Campbellsville Alumni Association as a proud recipient of the school's Distinguished Alumni Award.

Stansbury's connection to The Hill goes back well before his hiring as head coach to his great uncle, Edgar B. Stansbury, a 1994 WKU Athletics Hall of Famer as a three-sport athlete (baseball, basketball, football), football assistant coach under W.L. "Gander" Terry, and Director of Athletics in 1946 after serving his country in World War II. The concourse inside E.A. Diddle Arena is named in E.B. Stansbury's honor.

STANSBURY'S NBA DRAFT PICKS

Erick Dampier* - 1996 - 10th (Indiana Pacers)
Dontae' Jones* - 1996 - 21st (New York Knicks)
Tyrone Washington - 1999 - 44th (Rockets)
Mario Austin - 2003 - 36th (Chicago Bulls)
Derrick Zimmerman - 2003 - 40th (Golden State)
Lawrence Roberts - 2005 - 55th (SuperSonics)
Jarvis Varnado - 2010 - 41st (Miami Heat)
Arnett Moultrie - 2012 - 27th (Miami Heat)

* As Mississippi State assistant

Stansbury is married to the former Meo Mellen of Roanoke, Va. The couple has three sons, Isaac, Noah and Luke.



HEAD COACHING RECORD

1998-99: Mississippi State.....	20-13^
1999-00: Mississippi State.....	14-16
2000-01: Mississippi State.....	18-13^
2001-02: Mississippi State.....	27-8*#
2002-03: Mississippi State.....	21-10*%
2003-04: Mississippi State.....	26-4*%
2004-05: Mississippi State.....	23-11*
2005-06: Mississippi State.....	15-15
2006-07: Mississippi State.....	21-14^%
2007-08: Mississippi State.....	23-11*%
2008-09: Mississippi State.....	23-13*#
2009-10: Mississippi State.....	24-12^%
2010-11: Mississippi State.....	17-14
2011-12: Mississippi State.....	21-12^
2016-17: WKU.....	4-7

297-173 (.632)

(*) NCAA Tournament appearance

(^) NIT appearance

(#) SEC Tournament champions

(%) SEC Western Conference champions

STANSBURY'S COACHING ACCOLADES

CHAMPIONSHIPS

- SEC WESTERN CONFERENCE CHAMPIONSHIPS (2003, 2004, 2007, 2008, 2010)
- SEC TOURNAMENT CHAMPIONS (2002, 2009)
- OVERALL SEC CHAMPION (2004)

POSTSEASON EXPERIENCE AS HEAD COACH

- NCAA (2002, 2003, 2004, 2005, 2008, 2009)
- NIT (1999, 2001, 2007, 2010, 2012)

AS ASSISTANT

- NCAA (1987, 1991, 1995 - SWEET 16, 1996 - FINAL FOUR, 2016 - SWEET 16)
- NIT (1990, 1994)

AWARDS

- SEC COACH OF THE YEAR (2004)
- DISTRICT 17 NABC COACH OF THE YEAR (2004)



#0 JABARI MCGHEE

RS-SOPHOMORE | FORWARD | 6-7 | 205 | RS
ALBANY, GA. (UNIV. OF TENNESSEE)

Opp.	GS	Min	FG	A	Pct	3FG	A	Pct	FT	A	Pct	O	D	T	PF	FO	A	TO	B	S	Pts
ALABAMA STATE	DNP																				
JACKSONVILLE ST.	DNP																				
at Belmont	DNP																				
NC A&T	DNP																				
vs. Washington	DNP																				
at UNLV	DNP																				
at Eastern Ky.	DNP																				
at Missouri	DNP																				
at Indiana State	9	2	3	.667	0	0	.000	2	2	1.000	2	1	3	4	0	0	1	1	1	1	6
at Saint Mary's	10	0	2	.000	0	0	.000	1	2	.500	0	1	1	1	0	0	0	0	1	1	1
at Detroit Mercy	8	3	3	1.000	0	0	.000	1	3	.333	1	2	3	1	0	0	1	1	0	7	7
OHIO																					
AUSTIN PEAY																					
at Fla. Atlantic																					
at FIU																					
CHARLOTTE																					
OLD DOMINION																					
at UAB																					
at Middle Tenn.																					
at Marshall																					
UTEP																					
UTSA																					
at LA Tech																					
at Southern Miss																					
MARSHALL																					
MIDDLE TENN.																					
UAB																					
at Charlotte																					
at Old Dominion																					
NORTH TEXAS																					
RICE																					

SEASON/CAREER HIGHS AT WKU

POINTS

Season	7, at Detroit Mercy, 12/17/16
Career	Same

REBOUNDS

Season	3, 2x, at Detroit Mercy, 12/17/16
Career	Same

FIELD GOALS

Season	3, at Detroit Mercy, 12/17/16
Career	Same

FIELD GOALS ATTEMPTED

Season	3, 2x, at Detroit Mercy, 12/17/16
Career	Same

THREE-POINT FIELD GOALS

Season	0
Career	Same

THREE-POINT FIELD GOALS ATTEMPTED

Season	0
Career	Same

FREE THROWS

Season	2, at Indiana State, 12/11/16
Career	Same

FREE THROWS ATTEMPTED

Season	3, at Detroit Mercy, 12/17/16
Career	Same

ASSISTS

Season	0
Career	Same

BLOCKED SHOTS

Season	1, 2x, at Detroit Mercy, 12/17/16
Career	Same

STEALS

Season	1, 2x, last at Saint Mary's, 12/14/16
Career	Same

MINUTES PLAYED

Season	10, at Saint Mary's, 12/14/16
Career	Same

QUICK-HITTERS

- Scored seven points on 3-of-3 shooting with three rebounds at Detroit Mercy on Dec. 17, 2016
- Made his Hilltopper debut at Indiana State on Dec. 11, 2016, contributing six points and three rebounds in nine minutes
- Averaged 3.8 points and 3.2 rebounds as a red-shirt freshman at Tennessee before transferring
- Played in eight games for the Volunteers in 2014-15 before taking a medical redshirt following a foot injury
- Averaged 24 points and 15 rebounds in his final year of prep ball at Hargrave Military Academy

CAREER STATISTICS

Year	GP	GS	Min	Avg	FG	FGA	Pct	3FG	FGA	Pct	FT	FTA	Pct	Off	Def	Tot	Avg	PF	FO	Ast	TO	Blk	Stl	Pts	Avg
TENNESSEE																									
2014-15	8	2	103	12.9	14	20	.700	0	0	.000	7	17	.412	16	14	30	3.8	24	3	0	3	1	3	35	4.4
2015-16	6	0	65	10.8	9	17	.529	0	0	.000	5	6	.833	8	11	19	3.2	17	0	0	1	3	4	23	3.8
WKU																									
2016-17	3	0	27	9.0	5	8	.625	0	0	.000	4	7	.571	3	4	7	2.3	6	0	0	2	2	2	14	4.7
TOTAL	17	2	195	11.5	28	45	.622	0	0	.000	16	30	.533	27	29	56	3.3	47	3	0	6	6	9	72	4.2



#1 TOBIAS HOWARD

FRESHMAN | GUARD | 6-2 | 185 | HS
LITHONIA, GA. (DME ACADEMY)

Opp.	GS	Min	FG	A	Pct	3FG	A	Pct	FT	A	Pct	O	D	T	PF	FO	A	TO	B	S	Pts
ALABAMA STATE		14	2	4	.500	2	3	.667	0	0	.000	1	2	3	0	0	2	1	0	0	6
JACKSONVILLE ST.		6	1	1	1.000	1	1	1.000	0	0	.000	0	0	0	0	0	0	0	0	0	3
at Belmont		9	0	0	.000	0	0	.000	0	0	.000	1	0	1	1	0	0	1	0	1	0
NC A&T		11	1	3	.333	0	1	.000	0	0	.000	0	0	0	0	0	0	0	0	0	2
vs. Washington		17	3	7	.429	1	4	.250	0	0	.000	1	1	2	2	0	0	2	1	0	7
at UNLV		11	1	3	.333	1	2	.500	0	0	.000	0	0	0	0	0	2	0	0	1	3
at Eastern Ky.		14	0	3	.000	0	2	.000	0	0	.000	0	1	1	0	0	1	0	0	0	0
at Missouri	*	26	2	3	.667	0	1	.000	2	2	1.000	0	0	0	4	0	1	2	0	2	6
at Indiana State	*	31	0	1	.000	0	1	.000	2	2	1.000	1	2	3	1	0	5	1	0	1	2
at Saint Mary's	*	22	2	4	.500	1	3	.333	2	2	1.000	1	3	4	1	0	2	1	0	0	7
at Detroit Mercy	*	18	1	4	.250	0	3	.000	0	0	.000	1	1	2	3	0	0	3	0	0	2
OHIO																					
AUSTIN PEAY																					
at Fla. Atlantic																					
at FIU																					
CHARLOTTE																					
OLD DOMINION																					
at UAB																					
at Middle Tenn.																					
at Marshall																					
UTEP																					
UTSA																					
at LA Tech																					
at Southern Miss																					
MARSHALL																					
MIDDLE TENN.																					
UAB																					
at Charlotte																					
at Old Dominion																					
NORTH TEXAS																					
RICE																					

SEASON/CAREER HIGHS AT WKU

POINTS

Season 7, 2x, last at Saint Mary's, 12/14/16
Career Same

REBOUNDS

Season 4, at Saint Mary's, 12/14/16
Career Same

FIELD GOALS

Season 3, vs. Washington, 11/25/16
Career Same

FIELD GOALS ATTEMPTED

Season 7, vs. Washington, 11/25/16
Career Same

THREE-POINT FIELD GOALS

Season 2, vs. Alabama State, 11/12/16
Career Same

THREE-POINT FIELD GOALS ATTEMPTED

Season 4, vs. Washington, 11/25/16
Career Same

FREE THROWS

Season 2, 3x, last at Saint Mary's, 12/14/16
Career Same

FREE THROWS ATTEMPTED

Season 2, 3x, last at Saint Mary's, 12/14/16
Career Same

ASSISTS

Season 5, at Indiana State, 12/11/16
Career Same

BLOCKED SHOTS

Season 1, vs. Washington, 11/25/16
Career Same

STEALS

Season 2, at Missouri, 12/03/16
Career Same

MINUTES PLAYED

Season 31, at Indiana State, 12/11/16
Career Same

QUICK-HITTERS

- Tied career high with seven points and grabbed career-high four rebounds against Saint Mary's on Dec. 14, 2016
- Tallied career-high five assists in 31 minutes at Indiana State on 12/11/16
- Made first career start at Missouri on 12/3/16, scoring six points in career-high 26 minutes
- Hit two 3-pointers in his college debut vs. Alabama State on Nov. 12, 2016
- Played fifth prep year at DME Academy in Daytona Beach, Fla., during the 2015-16 season
- Averaged 14.6 points, 4.9 rebounds and 2.8 assists per game for DME Academy, shooting 57.9 percent from 3-point range and 89.4 percent from the free-throw line

CAREER STATISTICS

Year	GP	GS	Min	Avg	FG	FGA	Pct	3FG	FGA	Pct	FT	FTA	Pct	Off	Def	Tot	Avg	PF	FO	Ast	TO	Blk	Stl	Pts	Avg
2016-17	11	4	179	16.3	13	33	.394	6	21	.286	6	6	1.000	6	10	16	1.5	12	0	13	11	1	5	38	3.5
TOTAL	11	4	179	16.3	13	33	.394	6	21	.286	6	6	1.000	6	10	16	1.5	12	0	13	11	1	5	38	3.5



#3 DAMARI PARRIS

FRESHMAN | GUARD | 6-0 | 160 | HS
BOWIE, MD. (EVELYN MACK ACADEMY)

Opp.	GS	Min	FG	A	Pct	3FG	A	Pct	FT	A	Pct	O	D	T	PF	FO	A	TO	B	S	Pts
ALABAMA STATE		12	0	1	.000	0	0	.000	2	2	1.000	1	0	1	1	0	0	1	0	0	2
JACKSONVILLE ST.		8	0	1	.000	0	0	.000	0	0	.000	0	2	2	1	0	1	2	0	0	0
at Belmont		14	3	6	.500	0	1	.000	0	0	.000	0	1	1	2	0	0	1	0	0	6
NC A&T		19	1	5	.200	0	2	.000	0	0	.000	1	1	2	1	0	4	2	0	2	2
vs. Washington		14	0	6	.000	0	0	.000	0	0	.000	0	1	1	3	0	1	1	0	0	0
at UNLV	DNP																				
at Eastern Ky.		1	0	0	.000	0	0	.000	0	0	.000	0	0	0	0	0	0	0	0	0	0
at Missouri		8	0	0	.000	0	0	.000	0	0	.000	0	0	0	0	0	1	0	0	1	0
at Indiana State	DNP																				
at Saint Mary's		4	0	0	.000	0	0	.000	0	0	.000	0	0	0	0	0	0	0	0	0	0
at Detroit Mercy	DNP																				
OHIO																					
AUSTIN PEAY																					
at Fla. Atlantic																					
at FIU																					
CHARLOTTE																					
OLD DOMINION																					
at UAB																					
at Middle Tenn.																					
at Marshall																					
UTEP																					
UTSA																					
at LA Tech																					
at Southern Miss																					
MARSHALL																					
MIDDLE TENN.																					
UAB																					
at Charlotte																					
at Old Dominion																					
NORTH TEXAS																					
RICE																					

SEASON/CAREER HIGHS AT WKU

POINTS

Season	6, at Belmont, 11/19/16
Career	Same

REBOUNDS

Season	2, 2x, last vs. N.C. A&T, 11/22/16
Career	Same

FIELD GOALS

Season	3, at Belmont, 11/19/16
Career	Same

FIELD GOALS ATTEMPTED

Season	6, 2x, last vs. Washington, 11/25/16
Career	Same

THREE-POINT FIELD GOALS

Season	0
Career	Same

THREE-POINT FIELD GOALS ATTEMPTED

Season	2, vs. N.C. A&T, 11/22/16
Career	Same

FREE THROWS

Season	2, vs. Alabama State, 11/12/16
Career	Same

FREE THROWS ATTEMPTED

Season	2, vs. Alabama State, 11/12/16
Career	Same

ASSISTS

Season	4, vs. N.C. A&T, 11/22/16
Career	Same

BLOCKED SHOTS

Season	0
Career	Same

STEALS

Season	2, vs. N.C. A&T, 11/22/16
Career	Same

MINUTES PLAYED

Season	19, vs. N.C. A&T, 11/22/16
Career	Same

QUICK-HITTERS

- Tallied career-high four assists and two steals in 19 minutes vs. North Carolina A&T on Nov. 22, 2016
- Scored his first career field goal at Belmont on Nov. 19, 2016, and tallied six points in 14 minutes
- Netted two free throws in his first college game vs. Alabama State on Nov. 12, 2016, for his first career points
- Averaged 25 points and six assists as a senior at Evelyn Mack Academy in Charlotte, N.C.
- Scored 38 points against Oak Hill Academy, 34 points against Hargrave Military Academy, 34 points against 22ft Academy and 26 points against Huntington Prep Academy

CAREER STATISTICS

Year	GP	GS	Min	Avg	FG	FGA	Pct	3FG	FGA	Pct	FT	FTA	Pct	Off	Def	Tot	Avg	PF	FO	Ast	TO	Blk	Stl	Pts	Avg
2016-17	8	0	80	10.0	4	19	.211	0	3	.000	2	2	1.000	2	5	7	0.9	8	0	7	7	0	3	10	1.3
TOTAL	8	0	80	10.0	4	19	.211	0	3	.000	2	2	1.000	2	5	7	0.9	8	0	7	7	0	3	10	1.3



#5 JUNIOR LOMOMBA

RS-SENIOR | GUARD | 6-5 | 205 | TR

MONTREAL, QUEBEC, CANADA (PROVIDENCE)

Opp.	GS	Min	FG	A	Pct	3FG	A	Pct	FT	A	Pct	O	D	T	PF	FO	A	TO	B	S	Pts
ALABAMA STATE	*	28	1	5	.200	1	1	1.000	6	6	1.000	0	6	6	0	0	3	3	0	0	9
JACKSONVILLE ST.	*	33	2	6	.333	0	2	.000	7	7	1.000	0	2	2	2	0	7	4	0	1	11
at Belmont	*	30	3	9	.333	0	2	.000	0	1	.000	0	0	0	2	0	5	3	0	0	6
NC A&T	*	21	0	3	.000	0	1	.000	2	2	1.000	0	0	0	5	1	2	2	0	0	2
vs. Washington	*	26	1	7	.143	0	1	.000	0	1	.000	0	2	2	1	0	4	5	0	0	2
at UNLV	*	33	2	6	.333	0	3	.000	1	2	.500	0	2	2	3	0	3	3	1	1	5
at Eastern Ky.	*	36	3	5	.600	0	0	.000	9	12	.750	0	2	2	2	0	1	3	0	1	15
at Missouri	*	35	3	9	.333	1	3	.333	2	3	.667	0	3	3	5	1	6	2	0	1	9
at Indiana State	*	28	4	6	.667	3	3	1.000	1	2	.500	0	4	4	1	0	1	5	0	1	12
at Saint Mary's	*	27	0	2	.000	0	1	.000	0	0	.000	0	0	0	0	0	1	2	0	0	0
at Detroit Mercy	*	37	5	9	.556	1	2	.500	0	0	.000	2	1	3	2	0	5	4	0	2	11
OHIO																					
AUSTIN PEAY																					
at Fla. Atlantic																					
at FIU																					
CHARLOTTE																					
OLD DOMINION																					
at UAB																					
at Middle Tenn.																					
at Marshall																					
UTEP																					
UTSA																					
at LA Tech																					
at Southern Miss																					
MARSHALL																					
MIDDLE TENN.																					
UAB																					
at Charlotte																					
at Old Dominion																					
NORTH TEXAS																					
RICE																					

SEASON/CAREER HIGHS AT WKU

POINTS

Season 15, at Eastern Kentucky, 11/30/16
Career Same

REBOUNDS

Season 6, vs. Alabama State, 11/12/16
Career Same

FIELD GOALS

Season 5, at Detroit Mercy, 12/17/16
Career Same

FIELD GOALS ATTEMPTED

Season 9, 3x, last at Detroit Mercy, 12/17/16
Career Same

THREE-POINT FIELD GOALS

Season 3, at Indiana State, 12/11/16
Career Same

THREE-POINT FIELD GOALS ATTEMPTED

Season 3, 3x, last at Indiana State, 12/11/16
Career Same

FREE THROWS

Season 9, at Eastern Kentucky, 11/30/16
Career Same

FREE THROWS ATTEMPTED

Season 12, at Eastern Kentucky, 11/30/16
Career Same

ASSISTS

Season 7, vs. Jacksonville State, 11/16/16
Career Same

BLOCKED SHOTS

Season 1, at UNLV, 11/26/16
Career Same

STEALS

Season 2, at Detroit Mercy, 12/17/16
Career Same

MINUTES PLAYED

Season 37, at Detroit Mercy, 12/17/16
Career Same

QUICK-HITTERS

- Made all three of his 3-point attempts at Indiana State on Dec. 11, 2016, tying a career high
- Set new season high with 15 points, including 9 of 12 free throws, at ECU on Nov. 30, 2016
- Set new career high with seven assists against Jacksonville State on Nov. 16, 2016
- Registered nine points, six rebounds and three assists in his Hilltopper debut vs. Alabama State on Nov. 12, 2016
- Reached NCAA Tournament last two seasons with Providence, starting 34 games in 2015-16
- Graduated in 2016 and is enrolled in graduate school at WKU studying intercollegiate athletic administration
- Won two state titles as a prep player at Madison (Wis.) Memorial High School
- Originally from Montreal, Quebec, Canada, and speaks French

CAREER STATISTICS

Year	GP	GS	Min	Avg	FG	FGA	Pct	3FG	FGA	Pct	FT	FTA	Pct	Off	Def	Tot	Avg	PF	FO	Ast	TO	Blk	Stl	Pts	Avg
CLEVELAND STATE																									
2012-13	25	3	462	18.5	39	121	.322	12	33	.364	55	80	.688	23	35	58	2.3	43	1	31	40	1	20	145	5.8
PROVIDENCE																									
2013-14	Sat out per NCAA transfer rules																								
2014-15	31	13	344	11.1	15	46	.326	2	11	.182	21	32	.656	11	26	37	1.2	27	0	13	13	1	8	53	1.7
2015-16	35	34	855	24.4	63	156	.404	15	47	.319	43	64	.672	28	60	88	2.5	63	0	68	44	1	13	184	5.3
WKU																									
2016-17	11	11	334	29.7	24	67	.358	6	19	.316	28	36	.778	2	22	24	2.2	23	2	38	36	1	7	82	7.5
TOTAL	102	61	1,995	19.6	141	390	.362	35	110	.318	147	212	.693	64	143	207	2.0	156	3	150	133	4	48	464	4.5



#12 PANCAKE THOMAS

RS- SENIOR | GUARD | 6-4 | 195 | TR
BATON ROUGE, LA. (HARTFORD)

Opp.	GS	Min	FG	A	Pct	3FG	A	Pct	FT	A	Pct	O	D	T	PF	FO	A	TO	B	S	Pts
ALABAMA STATE	*	34	3	11	.273	1	3	.333	8	8	1.000	0	2	2	0	0	4	2	0	0	15
JACKSONVILLE ST.	*	36	5	10	.500	4	7	.571	0	0	.000	0	0	0	2	0	2	2	0	0	14
at Belmont	*	37	2	9	.222	0	2	.000	4	4	1.000	1	5	6	1	0	1	1	0	2	8
NC A&T	*	35	4	7	.571	1	3	.333	4	5	.800	0	3	3	1	0	1	2	0	0	13
vs. Washington	*	33	4	14	.286	1	4	.250	1	1	1.000	2	2	4	1	0	1	1	0	1	10
at UNLV	*	38	5	12	.417	3	6	.500	0	0	.000	1	2	3	1	0	2	1	0	1	13
at Eastern Ky.	*	37	3	11	.273	1	7	.143	0	0	.000	1	1	2	1	0	4	2	0	2	7
at Missouri	*	39	3	12	.250	1	5	.200	2	5	.400	0	5	5	1	0	1	1	0	1	9
at Indiana State	*	35	7	13	.538	2	4	.500	6	8	.750	0	3	3	1	0	1	1	0	2	22
at Saint Mary's	*	29	2	8	.250	0	3	.000	0	0	.000	1	3	4	1	0	0	1	0	1	4
at Detroit Mercy	*	40	4	12	.333	3	9	.333	0	0	.000	1	2	3	2	0	6	2	0	0	11
OHIO																					
AUSTIN PEAY																					
at Fla. Atlantic																					
at FIU																					
CHARLOTTE																					
OLD DOMINION																					
at UAB																					
at Middle Tenn.																					
at Marshall																					
UTEP																					
UTSA																					
at LA Tech																					
at Southern Miss																					
MARSHALL																					
MIDDLE TENN.																					
UAB																					
at Charlotte																					
at Old Dominion																					
NORTH TEXAS																					
RICE																					

SEASON/CAREER HIGHS AT WKU

POINTS

Season 22, at Indiana State, 12/11/16
Career Same

REBOUNDS

Season 6, at Belmont, 11/19/16
Career Same

FIELD GOALS

Season 7, at Indiana State, 12/11/16
Career Same

FIELD GOALS ATTEMPTED

Season 14, vs. Washington, 11/25/16
Career Same

THREE-POINT FIELD GOALS

Season 4, vs. Jacksonville State, 11/16/16
Career Same

THREE-POINT FIELD GOALS ATTEMPTED

Season 9, at Detroit Mercy, 12/17/16
Career Same

FREE THROWS

Season 8, vs. Alabama State, 11/12/16
Career Same

FREE THROWS ATTEMPTED

Season 8, 2x, last at Indiana State, 12/11/16
Career Same

ASSISTS

Season 6, at Detroit Mercy, 12/17/16
Career Same

BLOCKED SHOTS

Season 0
Career Same

STEALS

Season 2, 3x, last at Indiana State, 12/11/16
Career Same

MINUTES PLAYED


Season 40, at Detroit Mercy, 12/17/16
Career Same

QUICK-HITTERS

- Scored 15 points with four assists in his Hilltopper debut vs. Alabama State on Nov. 12, 2016
- Graduated in 2016 and is enrolled in graduate school at WKU studying intercollegiate athletic administration
- Averaged 18.9 points, 6.4 rebounds, and 2.8 assists last season at Hartford
- Only player in the America East to finish in the league's top 10 in points, rebounds, assists and steals last season
- Reached NCAA Tournament in first two seasons at New Mexico
- Won Louisiana state title as senior at Scotlandville Magnet School in Baton Rouge, La.
- Real first name is "Cleveland" and was nicknamed "Pancake" as a child by his grandmother

CAREER STATISTICS

Year	GP	GS	Min	Avg	FG	FGA	Pct	3FG	FGA	Pct	FT	FTA	Pct	Off	Def	Tot	Avg	PF	FO	Ast	TO	Blk	Stl	Pts	Avg
NEW MEXICO																									
2012-13	34	2	217	6.4	12	31	.387	0	3	.000	14	18	.778	8	20	28	0.8	23	0	17	11	0	4	38	1.1
2013-14	33	10	513	15.5	39	115	.339	21	59	.356	34	39	.872	28	52	80	2.4	30	0	25	18	1	8	133	4.0
HARTFORD																									
2014-15	Sat out per NCAA transfer rules																								
2015-16	30	28	1,038	34.6	178	407	.437	81	190	.426	129	156	.827	30	163	193	6.4	72	0	84	53	6	36	566	18.9
WKU																									
2016-17	11	11	393	35.7	42	119	.353	17	53	.321	25	31	.806	7	28	35	3.2	12	0	23	16	0	10	126	11.5
TOTAL	108	51	2,161	20.0	271	672	.403	119	305	.390	202	244	.828	73	263	336	3.1	137	0	149	98	7	58	863	8.0



#14 BEN LAWSON

SENIOR | FORWARD | 7-1 | 235 | 3L
HITCHIN, ENGLAND (OAKLANDS COLLEGE)

Opp.	GS	Min	FG	A	Pct	3FG	A	Pct	FT	A	Pct	O	D	T	PF	FO	A	TO	B	S	Pts
ALABAMA STATE	*	21	3	5	.600	0	0	.000	2	4	.500	2	4	6	0	0	0	1	1	0	8
JACKSONVILLE ST.	*	26	3	7	.429	0	0	.000	2	3	.667	1	4	5	1	0	0	0	2	1	8
at Belmont	*	27	4	7	.571	0	1	.000	1	2	.500	0	4	4	1	0	0	3	3	0	9
NC A&T	*	23	4	6	.667	0	0	.000	5	7	.714	3	4	7	1	0	0	0	2	0	13
vs. Washington	*	15	0	0	.000	0	0	.000	0	2	.000	1	3	4	4	0	0	3	5	0	0
at UNLV	*	10	1	3	.333	0	0	.000	0	0	.000	0	2	2	2	0	0	0	1	0	2
at Eastern Ky.	*	18	0	2	.000	0	0	.000	2	2	1.000	0	3	3	2	0	0	1	3	1	2
at Missouri		20	2	2	1.000	0	0	.000	0	0	.000	2	2	4	3	0	0	3	3	0	4
at Indiana State		2	0	0	.000	0	0	.000	0	0	.000	0	0	0	2	0	0	0	0	0	0
at Saint Mary's		17	3	4	.750	0	0	.000	2	2	1.000	1	4	5	1	0	0	2	1	1	8
at Detroit Mercy		17	3	5	.600	0	0	.000	3	3	1.000	1	2	3	1	0	1	0	2	0	9
OHIO																					
AUSTIN PEAY																					
at Fla. Atlantic																					
at FIU																					
CHARLOTTE																					
OLD DOMINION																					
at UAB																					
at Middle Tenn.																					
at Marshall																					
UTEP																					
UTSA																					
at LA Tech																					
at Southern Miss																					
MARSHALL																					
MIDDLE TENN.																					
UAB																					
at Charlotte																					
at Old Dominion																					
NORTH TEXAS																					
RICE																					

SEASON/CAREER HIGHS AT WKU

POINTS

Season 13, vs. N.C. A&T, 11/22/16
Career 14, vs. UAB, 01/28/16

REBOUNDS

Season 7, vs. N.C. A&T, 11/22/16
Career 12, 2x, last vs. Alabama A&M, 12/16/15

FIELD GOALS

Season 4, 2x, last vs. N.C. A&T, 11/22/16
Career 5, 2x, last vs. Camp. (Ky.), 11/14/15

FIELD GOALS ATTEMPTED

Season 7, 2x, last at Belmont, 11/19/16
Career 11, vs. Florida Atlantic, 01/09/16

THREE-POINT FIELD GOALS

Season 0
Career 1, at Marshall, 01/03/16

THREE-POINT FIELD GOALS ATTEMPTED

Season 1, at Belmont, 11/19/16
Career 1, 4x, last at Belmont, 11/19/16

FREE THROWS

Season 5, vs. N.C. A&T, 11/22/16
Career 6, vs. UAB, 01/28/16

FREE THROWS ATTEMPTED

Season 7, vs. N.C. A&T, 11/22/16
Career 7, 2x, last vs. N.C. A&T, 11/22/16

ASSISTS

Season 1, at Detroit Mercy, 12/17/16
Career 3, 2x, last vs. Brescia (Ky.), 12/27/14

BLOCKED SHOTS

Season 5, vs. Washington, 11/25/16
Career 6, 2x, last vs. Brescia (Ky.), 12/28/15

STEALS

Season 1, 3x, last at Saint Mary's, 12/14/16
Career 3, vs. Marshall, 03/11/15

MINUTES PLAYED

Season 27, at Belmont, 11/19/16
Career 33, 2x, last vs. Florida Atlantic, 01/09/16

QUICK-HITTERS

- Blocked season-high five shots vs. Washington on Nov 25, 2016
- Notched season-high 13 points and seven rebounds with two blocks against North Carolina A&T on Nov. 22, 2016
- Blocked 66 shots in 2015-16, the seventh-most in a season in WKU history, and ranked fifth in Conference USA with 1.9 blocks per game
- One of four Hilltoppers – along with Jeremy Evans, Elgrace Wilborn and Chris Marcus – with at least 50 blocks in multiple seasons
- Has played for Great Britain's National Team three times in the FIBA European Championships, most recently in 2015 in the U20 championships

CAREER STATISTICS

Year	GP	GS	Min	Avg	FG	FGA	Pct	3FG	FGA	Pct	FT	FTA	Pct	Off	Def	Tot	Avg	PF	FO	Ast	TO	Blk	Stl	Pts	Avg
2013-14	12	2	95	7.9	8	17	.471	0	2	.000	8	12	.667	6	12	18	1.5	16	1	2	6	9	1	24	2.0
2014-15	32	8	602	18.8	49	84	.583	0	0	.000	25	51	.490	35	68	103	3.2	71	0	21	27	53	14	123	3.8
2015-16	34	11	547	16.1	57	96	.594	1	1	1.000	56	73	.767	37	75	112	3.3	91	6	13	37	66	11	171	5.0
2016-17	11	7	196	17.8	23	41	.561	0	1	.000	17	25	.680	11	32	43	3.9	18	0	1	13	23	3	63	5.7
TOTAL	89	28	1,440	16.2	137	238	.576	1	4	.250	106	161	.658	89	187	276	3.1	196	7	37	83	151	29	381	4.3



#15 TYLER MILLER

JUNIOR | GUARD | 6-4 | 185 | TR
LOUISVILLE, KY. (MARSHALLTOWN CC)

Opp.	GS	Min	FG	A	Pct	3FG	A	Pct	FT	A	Pct	O	D	T	PF	FO	A	TO	B	S	Pts
ALABAMA STATE		1	0	0	.000	0	0	.000	0	0	.000	0	0	0	0	0	0	0	0	0	0
JACKSONVILLE ST.		DNP																			
at Belmont		1	0	0	.000	0	0	.000	0	0	.000	0	0	0	0	0	0	0	0	0	0
NC A&T		2	0	0	.000	0	0	.000	0	0	.000	0	0	0	0	0	1	0	0	0	0
vs. Washington		2	0	0	.000	0	0	.000	0	0	.000	0	0	0	0	0	0	0	0	1	0
at UNLV		DNP																			
at Eastern Ky.		1	0	0	.000	0	0	.000	0	0	.000	0	0	0	0	0	0	0	0	0	0
at Missouri		DNP																			
at Indiana State		DNP																			
at Saint Mary's		DNP																			
at Detroit Mercy		DNP																			
OHIO																					
AUSTIN PEAY																					
at Fla. Atlantic																					
at FIU																					
CHARLOTTE																					
OLD DOMINION																					
at UAB																					
at Middle Tenn.																					
at Marshall																					
UTEP																					
UTSA																					
at LA Tech																					
at Southern Miss																					
MARSHALL																					
MIDDLE TENN.																					
UAB																					
at Charlotte																					
at Old Dominion																					
NORTH TEXAS																					
RICE																					

SEASON/CAREER HIGHS AT WKU

POINTS

Season	0
Career	Same

REBOUNDS

Season	0
Career	Same

FIELD GOALS

Season	0
Career	Same

FIELD GOALS ATTEMPTED

Season	0
Career	Same

THREE-POINT FIELD GOALS

Season	0
Career	Same

THREE-POINT FIELD GOALS ATTEMPTED

Season	0
Career	Same

FREE THROWS

Season	0
Career	Same

FREE THROWS ATTEMPTED

Season	0
Career	Same

ASSISTS

Season	1, vs. N.C. A&T, 11/22/16
Career	Same

BLOCKED SHOTS

Season	0
Career	Same

STEALS

Season	1, vs. Washington, 11/25/16
Career	Same

MINUTES PLAYED

Season	2, 2x, last vs. Washington, 11/25/16
Career	Same

QUICK-HITTERS

- Registered first assist as a Hilltopper against North Carolina A&T on Nov. 22, 2016
- Made Hilltopper debut on Nov. 12, 2016, against Alabama State
- Appeared in 59 games over two seasons at Marshalltown Community College, including 53 starts
- Averaged 8.5 points, 4.1 rebounds, 4.1 assists and 1.7 steals as a sophomore
- Named Defensive Player of the Year in his final prep season at 22ft Academy
- Previously played basketball, football and track at Louisville Male High School
- Mother played basketball at the University of Louisville.

CAREER STATISTICS

Year	GP	GS	Min	Avg	FG	FGA	Pct	3FG	FGA	Pct	FT	FTA	Pct	Off	Def	Tot	Avg	PF	FO	Ast	TO	Blk	Stl	Pts	Avg
MARSHALLTOWN COMMUNITY COLLEGE																									
2014-15	28	22	652	23.3	37	112	.330	1	9	.111	29	49	.592	18	45	63	2.3	50	1	49	36	14	27	104	3.7
2015-16	31	31	843	27.2	92	214	.430	8	31	.258	70	127	.551	32	95	127	4.1	62	0	126	76	6	54	262	8.5
WKU																									
2016-17	5	0	7	1.4	0	0	.000	0	0	.000	0	0	.000	0	0	0	0.0	0	0	1	0	0	1	0	0.0
WKU TOTAL	5	0	7	1.4	0	0	.000	0	0	.000	0	0	.000	0	0	0	0.0	0	0	1	0	0	1	0	0.0



#21 MARKO STAJKOVSKI

FRESHMAN | GUARD | 6-7 | 195 | HS
NOVI SAD, SERBIA (E-GIMNAZIJA NOVI SAD)

Opp.	GS	Min	FG	A	Pct	3FG	A	Pct	FT	A	Pct	O	D	T	PF	FO	A	TO	B	S	Pts
ALABAMA STATE	DNP																				
JACKSONVILLE ST.	DNP																				
at Belmont	1	0	0	.000	0	0	.000	0	0	.000	0	0	0	0	0	0	0	0	0	0	0
NC A&T	2	0	0	.000	0	0	.000	0	0	.000	0	1	1	0	0	0	0	0	0	0	0
vs. Washington	DNP																				
at UNLV	DNP																				
at Eastern Ky.	DNP																				
at Missouri	DNP																				
at Indiana State	DNP																				
at Saint Mary's	DNP																				
at Detroit Mercy	DNP																				
OHIO																					
AUSTIN PEAY																					
at Fla. Atlantic																					
at FIU																					
CHARLOTTE																					
OLD DOMINION																					
at UAB																					
at Middle Tenn.																					
at Marshall																					
UTEP																					
UTSA																					
at LA Tech																					
at Southern Miss																					
MARSHALL																					
MIDDLE TENN.																					
UAB																					
at Charlotte																					
at Old Dominion																					
NORTH TEXAS																					
RICE																					

SEASON/CAREER HIGHS AT WKU

POINTS

Season	0
Career	0

REBOUNDS

Season	1, vs. N.C. A&T, 11/22/16
Career	0

FIELD GOALS

Season	0
Career	0

FIELD GOALS ATTEMPTED

Season	0
Career	0

THREE-POINT FIELD GOALS

Season	0
Career	0

THREE-POINT FIELD GOALS ATTEMPTED

Season	0
Career	0

FREE THROWS

Season	0
Career	0

FREE THROWS ATTEMPTED

Season	0
Career	0

ASSISTS

Season	0
Career	0

BLOCKED SHOTS

Season	0
Career	0

STEALS

Season	0
Career	0

MINUTES PLAYED

Season	2, vs. N.C. A&T, 11/22/16
Career	0

QUICK-HITTERS

- Grabbed first career rebound against North Carolina A&T on Nov. 22, 2016
- Made college debut at Belmont on Nov. 19, 2016, and registered one minute
- Won Hungarian National Championship with Szolnoki Olaj while attending E-Gimnazija Novi Sad in Serbia
- Competed for Crvena Zvezda Junior Team in Belgrade, Serbia, winning the Euroleague Basketball International Junior Tournament

CAREER STATISTICS

Year	GP	GS	Min	Avg	FG	FGA	Pct	3FG	FGA	Pct	FT	FTA	Pct	Off	Def	Tot	Avg	PF	FO	Ast	TO	Blk	Stl	Pts	Avg
2016-17	2	0	3	1.5	0	0	.000	0	0	.000	0	0	.000	0	1	1	0.5	0	0	0	0	0	0	0	0.0
TOTAL	2	0	3	1.5	0	0	.000	0	0	.000	0	0	.000	0	1	1	0.5	0	0	0	0	0	0	0	0.0



#23 JUSTIN JOHNSON

JUNIOR | FORWARD | 6-7 | 240 | 2L
HAZARD, KY. (PERRY COUNTY CENTRAL HS)

Opp.	GS	Min	FG	A	Pct	3FG	A	Pct	FT	A	Pct	O	D	T	PF	FO	A	TO	B	S	Pts
ALABAMA STATE	*	28	3	8	.375	0	2	.000	3	6	.500	0	7	7	1	0	0	3	1	1	9
JACKSONVILLE ST.	*	36	6	14	.429	2	4	.500	3	3	1.000	4	6	10	0	0	1	0	1	0	17
at Belmont	*	30	7	11	.636	3	4	.750	0	1	.000	1	8	9	2	0	2	2	1	0	17
NC A&T	*	25	2	5	.400	0	0	.000	8	8	1.000	3	7	10	3	0	3	3	2	0	12
vs. Washington	*	32	2	9	.222	0	1	.000	1	2	.500	3	8	11	2	0	2	0	0	0	5
at UNLV	*	34	3	8	.375	0	0	.000	4	6	.667	3	7	10	4	0	3	2	1	0	10
at Eastern Ky.	*	33	6	10	.600	1	1	1.000	5	7	.714	2	6	8	0	0	0	1	1	0	18
at Missouri	*	25	5	11	.455	0	1	.000	4	7	.571	1	4	5	3	0	1	2	0	0	14
at Indiana State	*	33	4	7	.571	1	1	1.000	5	8	.625	1	9	10	1	0	6	1	0	1	14
at Saint Mary's	*	27	4	10	.400	2	3	.667	1	2	.500	1	5	6	1	0	2	3	0	0	11
at Detroit Mercy	*	32	6	11	.545	0	1	.000	3	4	.750	4	10	14	2	0	1	2	2	1	15
OHIO																					
AUSTIN PEAY																					
at Fla. Atlantic																					
at FIU																					
CHARLOTTE																					
OLD DOMINION																					
at UAB																					
at Middle Tenn.																					
at Marshall																					
UTEP																					
UTSA																					
at LA Tech																					
at Southern Miss																					
MARSHALL																					
MIDDLE TENN.																					
UAB																					
at Charlotte																					
at Old Dominion																					
NORTH TEXAS																					
RICE																					

SEASON/CAREER HIGHS AT WKU

POINTS

Season 18, at Eastern Kentucky, 11/30/16
Career 25, vs. FIU, 01/07/16

REBOUNDS

Season 14, at Detroit Mercy, 12/17/16
Career 15, 2x, last vs. UAB, 03/10/16

FIELD GOALS

Season 7, at Belmont, 11/19/16
Career 11, at Marshall, 01/03/16

FIELD GOALS ATTEMPTED

Season 14, vs. Jacksonville State, 11/16/16
Career 18, vs. Stony Brook, 11/21/15

THREE-POINT FIELD GOALS

Season 3, at Belmont, 11/19/16
Career Same

THREE-POINT FIELD GOALS ATTEMPTED

Season 4, 2x, last at Belmont, 11/19/16
Career Same

FREE THROWS

Season 8, vs. N.C. A&T, 11/22/16
Career 11, vs. FIU, 01/07/16

FREE THROWS ATTEMPTED

Season 8, 2x, last at Indiana State, 12/11/16
Career 11, 2x, last vs. FIU, 01/07/16

ASSISTS

Season 6, at Indiana State, 12/11/16
Career Same

BLOCKED SHOTS

Season 2, 2x, last at Detroit Mercy, 12/17/16
Career 3, vs. Campbellsville (Ky.), 11/14/15

STEALS

Season 1, 3x, last at Detroit Mercy, 12/17/16
Career 2, 7x, last at UAB, 02/27/16

MINUTES PLAYED

Season 36, vs. Jacksonville State, 11/16/16
Career 38, vs. LA Tech, 03/05/16

QUICK-HITTERS

- Scored 15 points and grabbed season-high 14 rebounds at Detroit Mercy on Dec. 17, 2016
- Tallied 14 points, 10 rebounds and a career-high six assists at Indiana State on Dec. 11, 2016
- Scored season-high 18 points at Eastern Kentucky on Nov. 30, 2016
- Knocked down a career-high three 3-pointers at Belmont on Nov. 19, 2016
- Named to Conference USA Preseason All-Conference Team
- Averaged 14.9 points and 7.9 rebounds per game, becoming the first Hilltopper to lead the team in both categories since Derrick Gordon in 2011-12
- Ranked second in C-USA and in the top 20 in the nation in field goal percentage at 60.2 percent
- His 507 points last season were the seventh-most ever by a Hilltopper sophomore
- Needs 202 points to reach 1,000 for his career

CAREER STATISTICS

Year	GP	GS	Min	Avg	FG	FGA	Pct	3FG	FGA	Pct	FT	FTA	Pct	Off	Def	Tot	Avg	PF	FO	Ast	TO	Blk	Stl	Pts	Avg
2014-15	31	1	482	15.5	60	119	.504	0	3	.000	29	67	.433	46	80	126	4.1	48	0	22	18	14	13	149	4.8
2015-16	34	26	984	28.9	197	327	.602	1	9	.111	112	166	.675	102	168	270	7.9	73	3	48	58	19	16	507	14.9
2016-17	11	11	335	30.5	48	104	.462	9	18	.500	37	54	.685	23	77	100	9.1	19	0	21	19	9	3	142	12.9
TOTAL	76	38	1,801	23.7	305	550	.555	10	30	.333	178	287	.620	171	325	496	6.5	140	3	91	95	42	32	798	10.5



#24 WILLIE CARMICHAEL

RS-SOPHOMORE | FORWARD | 6-8 | 210 | RS
APOPKA, FLA. (UNIV. OF TENNESSEE)

Opp.	GS	Min	FG	A	Pct	3FG	A	Pct	FT	A	Pct	O	D	T	PF	FO	A	TO	B	S	Pts
ALABAMA STATE	DNP																				
JACKSONVILLE ST.	DNP																				
at Belmont	DNP																				
NC A&T	DNP																				
vs. Washington	DNP																				
at UNLV	DNP																				
at Eastern Ky.	DNP																				
at Missouri	DNP																				
at Indiana State	DNP																				
at Saint Mary's	4	0	1	.000	0	1	.000	2	2	1.000	0	2	2	0	0	0	1	0	0	2	
at Detroit Mercy	DNP																				
OHIO																					
AUSTIN PEAY																					
at Fla. Atlantic																					
at FIU																					
CHARLOTTE																					
OLD DOMINION																					
at UAB																					
at Middle Tenn.																					
at Marshall																					
UTEP																					
UTSA																					
at LA Tech																					
at Southern Miss																					
MARSHALL																					
MIDDLE TENN.																					
UAB																					
at Charlotte																					
at Old Dominion																					
NORTH TEXAS																					
RICE																					

SEASON/CAREER HIGHS AT WKU

POINTS

Season	2, at Saint Mary's, 12/14/16
Career	Same

REBOUNDS

Season	2, at Saint Mary's, 12/14/16
Career	Same

FIELD GOALS

Season	0
Career	0

FIELD GOALS ATTEMPTED

Season	1, at Saint Mary's, 12/14/16
Career	Same

THREE-POINT FIELD GOALS

Season	0
Career	0

THREE-POINT FIELD GOALS ATTEMPTED

Season	1, at Saint Mary's, 12/14/16
Career	Same

FREE THROWS

Season	2, at Saint Mary's, 12/14/16
Career	Same

FREE THROWS ATTEMPTED

Season	2, at Saint Mary's, 12/14/16
Career	Same

ASSISTS

Season	0
Career	0

BLOCKED SHOTS

Season	0
Career	0

STEALS

Season	0
Career	0

MINUTES PLAYED

Season	4, at Saint Mary's, 12/14/16
Career	Same

QUICK-HITTERS

- Made Hilltopper debut at Saint Mary's on Dec. 14, 2016, scoring two points with two rebounds in four minutes
- Sat out last season at WKU after transferring from the University of Tennessee
- Appeared in all 32 games for Tennessee as a freshman with 19 starts, averaging 3.0 points and 2.3 rebounds per game
- Led the Volunteers in field goal percentage at 51.9 percent
- Named 7A State Player of the Year by the Orlando Sentinel as a senior at Wekiva (Fla.) High School

CAREER STATISTICS

Year	GP	GS	Min	Avg	FG	FGA	Pct	3FG	FGA	Pct	FT	FTA	Pct	Off	Def	Tot	Avg	PF	FO	Ast	TO	Blk	Stl	Pts	Avg
TENNESSEE																									
2014-15	32	19	475	14.8	40	77	.519	0	0	.000	15	24	.625	44	31	75	2.3	101	4	11	29	13	6	95	3.0
WKU																									
2015-16	Sat out per NCAA transfer rules																								
2016-17	1	0	4	4.0	0	1	.000	0	1	.000	2	2	1.000	0	2	2	2.0	0	0	0	1	0	0	2	2.0
TOTAL	33	20	479	14.5	40	78	.513	0	1	.000	17	26	.654	44	33	77	2.3	101	4	11	30	13	6	97	2.9



#32 QUE JOHNSON

RS-SENIOR | GUARD | 6-6 | 205 | TR
PONTIAC, MICH. (WASHINGTON STATE)

Opp.	GS	Min	FG	A	Pct	3FG	A	Pct	FT	A	Pct	O	D	T	PF	FO	A	TO	B	S	Pts
ALABAMA STATE	*	30	5	9	.556	3	6	.500	3	5	.600	0	9	9	3	0	1	3	1	2	16
JACKSONVILLE ST.	*	37	6	11	.545	2	4	.500	0	0	.000	1	6	7	2	0	1	2	0	2	14
at Belmont	*	34	6	15	.400	2	5	.400	0	0	.000	2	0	2	1	0	1	3	0	1	14
NC A&T	*	31	5	9	.556	3	7	.429	5	6	.833	0	3	3	0	0	0	1	0	1	18
vs. Washington	*	30	3	12	.250	1	5	.200	5	7	.714	0	5	5	4	0	0	1	0	1	12
at UNLV	*	39	5	14	.357	3	10	.300	3	4	.750	1	6	7	2	0	3	2	1	2	16
at Eastern Ky.	*	33	3	8	.375	2	5	.400	5	6	.833	0	4	4	4	0	3	3	0	1	13
at Missouri	*	34	5	12	.417	1	5	.200	1	2	.500	0	8	8	2	0	1	3	1	1	12
at Indiana State	*	29	5	11	.455	2	4	.500	3	4	.750	1	1	2	3	0	0	4	1	2	15
at Saint Mary's	*	31	5	12	.417	1	4	.250	0	1	.000	1	3	4	1	0	3	1	0	0	11
at Detroit Mercy	*	31	7	16	.438	5	10	.500	2	2	1.000	2	4	6	2	0	1	2	0	0	21
OHIO																					
AUSTIN PEAY																					
at Fla. Atlantic																					
at FIU																					
CHARLOTTE																					
OLD DOMINION																					
at UAB																					
at Middle Tenn.																					
at Marshall																					
UTEP																					
UTSA																					
at LA Tech																					
at Southern Miss																					
MARSHALL																					
MIDDLE TENN.																					
UAB																					
at Charlotte																					
at Old Dominion																					
NORTH TEXAS																					
RICE																					

SEASON/CAREER HIGHS AT WKU

POINTS

Season	21, at Detroit Mercy, 12/17/16
Career	Same

REBOUNDS

Season	9, vs. Alabama State, 11/12/16
Career	Same

FIELD GOALS

Season	7, at Detroit Mercy, 12/17/16
Career	Same

FIELD GOALS ATTEMPTED

Season	16, at Detroit Mercy, 12/17/16
Career	Same

THREE-POINT FIELD GOALS

Season	5, at Detroit Mercy, 12/17/16
Career	Same

THREE-POINT FIELD GOALS ATTEMPTED

Season	10, 2x, last at Detroit Mercy, 12/17/16
Career	Same

FREE THROWS

Season	5, 3x, last at Eastern Kentucky, 11/30/16
Career	Same

FREE THROWS ATTEMPTED

Season	7, vs. Washington, 11/25/16
Career	Same

ASSISTS

Season	3, 3x, last at Saint Mary's, 12/14/16
Career	Same

BLOCKED SHOTS

Season	1, 4x, last at Indiana State, 12/11/16
Career	Same

STEALS

Season	2, 4x, last at Indiana State, 12/11/16
Career	Same

MINUTES PLAYED

Season	39, at UNLV, 11/26/16
Career	Same

QUICK-HITTERS

- Scored season-high 21 points with five made 3-pointers at Detroit Mercy on Dec. 17, 2016
- Named to the All-Tournament team at the Global Sports Classic in Las Vegas in November
- Tallied a team-high 16 points and nine rebounds in his Hilltopper debut against Alabama State on Nov. 12, 2016
- Graduated in 2016 and is enrolled in graduate school at WKU studying intercollegiate athletic administration
- Appeared in 31 games for Washington State last season, with 25 starts and 11.3 points per game
- Led the Cougars and ranked 11th in the Pac-12 Conference with a 40.4 shooting percentage from 3-point range
- Ranked 13th in the Pac-12 at 75.9 percent from the free-throw line
- Ranks 16th on WSU's all-time list for 3-point field goals made with 121

CAREER STATISTICS

Year	GP	GS	Min	Avg	FG	FGA	Pct	3FG	FGA	Pct	FT	FTA	Pct	Off	Def	Tot	Avg	PF	FO	Ast	TO	Blk	Stl	Pts	Avg
WASHINGTON STATE																									
2012-13	Sat out as redshirt																								
2013-14	31	14	737	23.8	103	262	.393	51	145	.352	39	55	.709	17	57	74	2.4	55	0	20	30	2	14	296	9.5
2014-15	31	3	559	18.0	60	155	.387	28	77	.364	41	48	.854	15	56	71	2.3	55	1	32	33	4	10	189	6.1
2015-16	31	25	795	25.6	121	293	.413	42	104	.404	66	87	.759	16	61	77	2.5	76	3	36	42	6	16	350	11.3
WKU																									
2016-17	11	11	359	32.6	55	129	.426	25	65	.385	27	37	.730	8	49	57	5.1	24	0	14	25	4	13	162	14.7
TOTAL	104	53	2,460	23.7	338	839	.403	146	391	.373	173	227	.762	56	223	279	2.7	210	4	102	130	16	53	997	9.6



#42 ANTON WATERS

SENIOR | FORWARD | 6-7 | 245 | 1L

BALTIMORE, MD. (GULF COAST STATE COLLEGE)

Opp.	GS	Min	FG	A	Pct	3FG	A	Pct	FT	A	Pct	O	D	T	PF	FO	A	TO	B	S	Pts
ALABAMA STATE		19	4	5	.800	0	0	.000	0	1	.000	3	5	8	4	0	0	2	1	0	8
JACKSONVILLE ST.		17	3	4	.750	0	0	.000	1	3	.333	2	6	8	2	0	0	1	0	0	7
at Belmont		16	3	5	.600	1	1	1.000	2	2	1.000	2	3	5	0	0	0	0	1	1	9
NC A&T		14	3	6	.500	0	0	.000	3	4	.750	1	3	4	3	0	0	1	0	0	9
vs. Washington		22	4	10	.400	0	0	.000	3	6	.500	4	6	10	3	0	0	2	1	0	11
at UNLV		24	5	9	.556	0	0	.000	0	0	.000	3	1	4	3	0	0	2	0	0	10
at Eastern Ky.		17	0	2	.000	0	1	.000	1	2	.500	1	3	4	3	0	1	2	0	0	1
at Missouri		6	1	3	.333	0	0	.000	0	0	.000	1	1	2	1	0	0	2	0	1	2
at Indiana State		23	3	6	.500	0	1	.000	0	3	.000	2	8	10	1	0	0	1	1	1	6
at Saint Mary's		13	0	2	.000	0	1	.000	2	2	1.000	2	2	4	1	0	0	1	0	0	2
at Detroit Mercy		8	0	1	.000	0	0	.000	0	0	.000	0	1	1	1	0	1	1	0	0	0
OHIO																					
AUSTIN PEAY																					
at Fla. Atlantic																					
at FIU																					
CHARLOTTE																					
OLD DOMINION																					
at UAB																					
at Middle Tenn.																					
at Marshall																					
UTEP																					
UTSA																					
at LA Tech																					
at Southern Miss																					
MARSHALL																					
MIDDLE TENN.																					
UAB																					
at Charlotte																					
at Old Dominion																					
NORTH TEXAS																					
RICE																					

SEASON/CAREER HIGHS AT WKU

POINTS

Season 11, vs. Washington, 11/25/16
Career 12, at Middle Tennessee, 02/25/16

REBOUNDS

Season 10, 2x, last at Indiana State, 12/11/16
Career Same

FIELD GOALS

Season 5, at UNLV, 11/26/16
Career 6, at Middle Tennessee, 02/25/16

FIELD GOALS ATTEMPTED

Season 10, vs. Washington, 11/25/16
Career 10, 2x, last vs. Washington, 11/25/16

THREE-POINT FIELD GOALS

Season 1, at Belmont, 11/19/16
Career Same

THREE-POINT FIELD GOALS ATTEMPTED

Season 1, 3x, last at Indiana State, 12/11/16
Career 1, 5x, last at Indiana State, 12/11/16

FREE THROWS

Season 3, 2x, last vs. Washington, 11/25/16
Career 8, vs. Middle Tennessee, 01/30/16

FREE THROWS ATTEMPTED

Season 6, vs. Washington, 11/25/16
Career 10, vs. Brescia (Ky.), 12/28/15

ASSISTS

Season 1, 2x, last at Detroit Mercy, 12/17/16
Career 1, 9x, last at Detroit Mercy, 12/17/16

BLOCKED SHOTS

Season 1, 4x, last at Indiana State, 12/11/16
Career 1, 12x, last at Indiana State, 12/11/16

STEALS

Season 1, 3x, last at Indiana State, 12/11/16
Career 1, 6x, last at Indiana State, 12/11/16

MINUTES PLAYED

Season 24, at UNLV, 11/26/16
Career Same

QUICK-HITTERS

- Recorded first career double-double with 11 points and a career-high 10 rebounds against Washington on Nov. 25, 2016
- Made first career 3-pointer at Belmont on Nov. 19, 2016
- Grabbed career-high eight rebounds in each of WKU's first two games in 2016-17
- Played in 33 games with 19 starts in his first year with the Hilltoppers in 2015-16
- Averaged 4.4 points and 4.0 rebounds as a junior
- Previously played two seasons at Gulf Coast State College, averaging 11.2 point and 7.9 rebounds as a sophomore

CAREER STATISTICS

Year	GP	GS	Min	Avg	FG	FGA	Pct	3FG	FGA	Pct	FT	FTA	Pct	Off	Def	Tot	Avg	PF	FO	Ast	TO	Blk	Stl	Pts	Avg
GULF COAST STATE COLLEGE																									
2013-14	28	16	N/A	N/A	75	159	.472	0	0	.000	49	69	.710	74	98	172	6.1	88	3	16	41	22	11	199	7.1
2014-15	28	19	N/A	N/A	124	245	.506	0	1	.000	66	94	.702	95	126	221	7.9	73	1	15	57	17	8	314	11.2
WKU																									
2015-16	33	19	480	14.5	57	110	.518	0	2	.000	30	43	.698	57	74	131	4.0	65	2	7	26	10	3	144	4.4
2016-17	11	0	179	16.3	26	53	.491	1	4	.250	12	23	.522	21	39	60	5.5	22	0	2	15	4	3	65	5.9
WKU TOTAL	44	19	659	15.0	83	163	.509	1	6	.167	42	66	.636	78	113	191	4.3	87	2	9	41	14	6	209	4.8



#43 MARTY LEAHY

FRESHMAN | GUARD | 6-5 | 210 | HS

BRISBANE, AUSTRALIA (IPSWICH GRAMMAR)

Opp.	GS	Min	FG	A	Pct	3FG	A	Pct	FT	A	Pct	O	D	T	PF	FO	A	TO	B	S	Pts
ALABAMA STATE		13	2	3	.667	2	3	.667	0	0	.000	0	0	0	4	0	0	1	0	0	6
JACKSONVILLE ST.		1	0	0	.000	0	0	.000	0	0	.000	0	0	0	0	0	0	0	0	0	0
at Belmont		1	0	0	.000	0	0	.000	0	0	.000	0	0	0	0	0	0	0	0	0	0
NC A&T		17	1	4	.250	0	1	.000	4	5	.800	1	2	3	2	0	1	2	0	1	6
vs. Washington		9	0	2	.000	0	1	.000	0	0	.000	1	1	2	2	0	0	0	0	1	0
at UNLV		11	0	0	.000	0	0	.000	2	2	1.000	0	3	3	0	0	0	1	0	0	2
at Eastern Ky.		10	1	1	1.000	1	1	1.000	0	0	.000	0	0	0	0	0	0	0	0	0	3
at Missouri		7	0	0	.000	0	0	.000	0	0	.000	0	1	1	1	0	0	0	0	0	0
at Indiana State		10	0	0	.000	0	0	.000	0	0	.000	0	0	0	1	0	0	0	0	0	0
at Saint Mary's		16	2	3	.667	1	1	1.000	0	0	.000	0	0	0	1	0	2	1	0	0	5
at Detroit Mercy		9	1	1	1.000	1	1	1.000	0	0	.000	0	2	2	0	0	1	0	0	0	3
OHIO																					
AUSTIN PEAY																					
at Fla. Atlantic																					
at FIU																					
CHARLOTTE																					
OLD DOMINION																					
at UAB																					
at Middle Tenn.																					
at Marshall																					
UTEP																					
UTSA																					
at LA Tech																					
at Southern Miss																					
MARSHALL																					
MIDDLE TENN.																					
UAB																					
at Charlotte																					
at Old Dominion																					
NORTH TEXAS																					
RICE																					

SEASON/CAREER HIGHS AT WKU

POINTS

Season 6, 2x, last vs. N.C. A&T, 11/22/16

Career Same

REBOUNDS

Season 3, 2x, last at UNLV, 11/26/16

Career Same

FIELD GOALS

Season 2, 2x, last at Saint Mary's, 12/14/16

Career Same

FIELD GOALS ATTEMPTED

Season 4, vs. N.C. A&T, 11/22/16

Career Same

THREE-POINT FIELD GOALS

Season 2, 2x, last at Saint Mary's, 12/14/16

Career Same

THREE-POINT FIELD GOALS ATTEMPTED

Season 3, 2x, last at Saint Mary's, 12/14/16

Career Same

FREE THROWS

Season 4, vs. N.C. A&T, 11/22/16

Career Same

FREE THROWS ATTEMPTED

Season 5, vs. N.C. A&T, 11/22/16

Career Same

ASSISTS

Season 2, at Saint Mary's, 12/14/16

Career Same

BLOCKED SHOTS

Season 0

Career Same

STEALS

Season 1, 2x, last vs. Washington, 11/25/16

Career Same

MINUTES PLAYED

Season 17, vs. N.C. A&T, 11/22/16

Career Same

QUICK-HITTERS

- Netted two 3-pointers and dished out a career-high two assists at Saint Mary's on Dec. 14, 2016
- Played career-high 17 minutes with six points, 4 of 5 free throws, three rebounds, an assist and a steal against North Carolina A&T on Nov. 22, 2016
- Hit two 3-pointers in his college debut vs. Alabama State on Nov. 12, 2016
- Averaged 24 points, 10 rebounds and five assists per game as a senior at Ipswich Grammar School in Queensland, Australia
- Made trial camp appearances for the Under-17 and Under-19 Australian National Teams
- Played for the Papua New Guinea National Team during the 2015 Pacific Games
- Also played volleyball at Ipswich Grammar

CAREER STATISTICS

Year	GP	GS	Min	Avg	FG	FGA	Pct	3FG	FGA	Pct	FT	FTA	Pct	Off	Def	Tot	Avg	PF	FO	Ast	TO	Blk	Stl	Pts	Avg
2016-17	11	0	104	9.5	7	14	.500	5	8	.625	6	7	.857	2	9	11	1.0	11	0	4	5	0	2	25	2.3
TOTAL	11	0	104	9.5	7	14	.500	5	8	.625	6	7	.857	2	9	11	1.0	11	0	4	5	0	2	25	2.3

HILLTOPPER IMG SPORTS NETWORK

The Hilltoppers can be heard on the radio on 13 different stations throughout the Commonwealth of Kentucky, which reaches over 1.5 million potential listeners.

- WKLX-FM (100.7) Bowling Green*
- WTCO-AM (1450) Campbellsville
- WTHX-FM (106.1) Elizabethtown
- WIEL-AM (1400) Elizabethtown
- WFKN-AM (1220) Franklin
- WCDS-AM (1230) Glasgow
- WXAM-AM (1430) Hodgenville
- WHOP-FM (95.3) Hopkinsville
- WHOP-AM (1230) Hopkinsville
- WXVW-AM (1450) Louisville
- WTTL-AM (1310) Madisonville
- WPKY-AM (1580) Princeton
- WTLO-AM (1480) Somerset

(*) denotes originating station

GAME-BY-GAME HIGHLIGHTS

NOVEMBER 1, 2016 | WKU 87, CAMPBELLVILLE 79 (EXH.) | BOWLING GREEN, KY.

- Five players scored in double figures for the Hilltoppers, who shot 47 percent from the field, netted 26 of 32 free throws and made their last 11 shots of the first half
- Justin Johnson paced WKU with 22 points and 12 rebounds, including two 3-pointers – one more than he made all last season
- Pancake Thomas had 17 points, while fellow graduate senior guard Junior Lomomba tallied 11 points, five rebounds and three assists in 37 minutes
- Willie Carmichael, who sat out last season after transferring from Tennessee, amassed 11 points and 13 rebounds in his first action as a Hilltopper

NOVEMBER 5, 2016 | WKU 103, KENTUCKY WESLEYAN 97, 2OT (EXH.) | BOWLING GREEN, KY.

- Pancake Thomas hit a game-tying 3-pointer as time expired in the first overtime to force a second extra period
- The Hilltoppers held KWC to four points in the second overtime and netted 33 of 43 free throws to help seal the victory
- Junior Lomomba scored a team-high 29 points, while Pancake Thomas added 24 points
- Junior Lomomba, Pancake Thomas and Que Johnson all played at least 45 minutes
- KWC's Ken-Jah Bosley scored 42 points with eight made 3s, but he was held scoreless in the second overtime

NOVEMBER 12, 2016 | WKU 79, ALABAMA STATE 66 | BOWLING GREEN, KY.

- The Hilltoppers held Alabama State to 17 points and 20.6 percent shooting in the first half
- Que Johnson paced WKU with a team-high 16 points and nine rebounds
- Pancake Thomas tallied 15 points – including 8-of-8 from the free-throw line – with four assists
- Freshmen Marty Leahy and Tobias Howard each hit two 3-pointers in their college debuts

NOVEMBER 16, 2016 | WKU 74, JACKSONVILLE STATE 67 | BOWLING GREEN, KY.

- WKU made 9 of 18 shots from 3-point range for the second straight game and netted 13 of 16 free throws
- Justin Johnson tallied his 11th career double-double with 17 points and 10 rebounds
- Que Johnson and Pancake Thomas each tallied 14 points
- Junior Lomomba contributed 11 points and a career-high seven assists

NOVEMBER 19, 2016 | BELMONT 90, WKU 69 | NASHVILLE, TENN.

- Belmont netted 16 of 34 3-pointers and shot 65.5 percent in the second half
- The Bruins' Evan Bradds led the way with 26 points and 14 rebounds
- Justin Johnson paced WKU with 17 point and nine rebounds, while Que Johnson added 14 points

NOVEMBER 22, 2016 | WKU 77, NORTH CAROLINA A&T 56 | BOWLING GREEN, KY.

- WKU netted 31 of 37 free throws, its most makes from the charity stripe since 2003
- Que Johnson led the Hilltoppers with 18 points, all in the first half
- Pancake Thomas and Ben Lawson each scored 13 points
- Justin Johnson registered his 12th career double-double with 12 points and 10 rebounds

NOVEMBER 25, 2016 | WASHINGTON 86, WKU 47 | LAS VEGAS, NEV.

- WKU shot 25.4 percent from the field, including 17.1 percent in the second half
- Que Johnson paced the Hilltoppers with 12 points
- Anton Waters recorded his first career double-double with 11 points and a career-high 10 rebounds

NOVEMBER 26, 2016 | UNLV 71, WKU 61 | LAS VEGAS, NEV.

- UNLV made 13 of 29 3-pointers, including 11 combined from Tyrell Green and Jalen Poyser
- Que Johnson paced WKU with 16 points, seven rebounds, three assists, two steals and a block
- Justin Johnson registered his 13th career double-double with 10 points and 10 rebounds

NOVEMBER 30, 2016 | EASTERN KENTUCKY 78, WKU 59 | RICHMOND, KY.

- Eastern Kentucky made 13 of 29 3-pointers and shot 50.9 percent from the field, including 59.3 percent in the second half
- Justin Johnson paced WKU with 18 points and eight rebounds
- Junior Lomomba scored a season-high 15 points, including 13 in the first half, and made 9 of 12 free throws

DECEMBER 3, 2016 | MISSOURI 59, WKU 56 | COLUMBIA, MO.

- WKU held Missouri without a field goal for the final 8:29 but could not come any closer than one point in the waning minutes
- Justin Johnson led the Hilltoppers with 14 points to go along with five rebounds
- Que Johnson added 12 points and eight rebounds, and Junior Lomomba had nine points, six assists and three rebounds

DECEMBER 11, 2016 | WKU 77, INDIANA STATE 59 | TERRE HAUTE, IND.

- WKU notched its first road win of the season, its first road win overall since Feb. 25, 2016, and its largest road victory since Jan. 23, 2014
- Pancake Thomas led four WKU players in double figures with 22 points, the most by a Hilltopper to that point this season
- Justin Johnson added 14 points, 10 rebounds and a career-high six assists for his fourth double-double of the season and 14th of his career
- The Hilltoppers held Indiana State to 2-of-24 shooting from 3-point range, the lowest percentage ever by a WKU foe taking at least 20 attempts from long range

DECEMBER 14, 2016 | NO. 20 SAINT MARY'S 73, WKU 51 | MORAGA, CALIF.

- Saint Mary's dished out 23 assists on 31 made baskets and shot 47.7 percent from the field
- Justin Johnson and Que Johnson led the Hilltoppers with 11 points apiece
- The Gaels' Jock Landale had 15 points and 13 rebounds, while Joe Rahon handed out 10 assists

DECEMBER 17, 2016 | DETROIT MERCY 85, WKU 79 | DETROIT, MICH.

- Detroit Mercy's Josh McFolley tallied 24 points and eight assists as the Titans netted 12 of 20 3-pointers
- WKU's Que Johnson scored a season-high 21 points and made five 3-pointers
- Justin Johnson registered his fifth double-double of the year with 15 points and a season-high 14 rebounds
- Junior Lomomba and Pancake Thomas each scored 11 points and handed out a combined 11 assists

2016-17 RESULTS

DATE	OPPONENT	SCORE	ATTENDANCE	WKU HIGH POINTS	WKU HIGH REBOUNDS	OPP HIGH POINTS
11/12	ALABAMA STATE	W, 79-66	4,149	Q. Johnson (16)	Q. Johnson (9)	Rodney Simeon (25)
11/16	JACKSONVILLE STATE	W, 74-67	4,226	J. Johnson (17)	J. Johnson (10)	Erik Durham (17)
11/19	at Belmont	L, 90-69	3,619	J. Johnson (17)	J. Johnson (9)	Evan Bradds (26)
11/22	NORTH CAROLINA A&T	W, 77-56	3,751	Q. Johnson (18)	J. Johnson (10)	Sam Hunt (19)
11/25	vs. Washington	L, 86-47	9,815	Q. Johnson (12)	J. Johnson (11)	Dominic Green (20)
11/26	at UNLV	L, 71-61	8,810	Q. Johnson (16)	J. Johnson (10)	Tyrell Green (23)
11/30	at Eastern Kentucky	L, 78-59	5,400	J. Johnson (18)	J. Johnson (8)	Asante Gist (19)
12/03	at Missouri	L, 59-56	4,547	J. Johnson (14)	Q. Johnson (8)	Frankie Hughes (18)
12/11	at Indiana State	W, 77-59	3,345	P. Thomas (22)	J. Johnson/A. Waters (10)	Brenton Scott (17)
12/14	at Saint Mary's	L, 73-51	2,581	Q. Johnson/J. Johnson (11)	J. Johnson (6)	Jock Landale (15)
12/17	at Detroit Mercy	L, 85-79	1,027	Q. Johnson (21)	J. Johnson (14)	Josh McFolley (24)
12/21	OHIO					
12/28	AUSTIN PEAY					
12/31	at Florida Atlantic					
01/02	at FIU					
01/05	CHARLOTTE					
01/07	OLD DOMINION					
01/12	at UAB					
01/14	at Middle Tennessee					
01/21	at Marshall					
01/26	UTEP					
01/28	UTSA					
02/02	at LA Tech					
02/04	at Southern Miss					
02/11	MARSHALL					
02/16	MIDDLE TENNESSEE					
02/19	UAB					
02/23	at Charlotte					
02/25	at Old Dominion					
03/02	NORTH TEXAS					
03/04	RICE					

2016-17 GAME-BY-GAME STARTING LINEUPS

DATE	OPPONENT	G	G	G/F	F	F	RECORD*
11/12	ALABAMA STATE	Lomomba	Thomas	Q. Johnson	J. Johnson	Lawson	1-0
11/16	JACKSONVILLE STATE	Lomomba	Thomas	Q. Johnson	J. Johnson	Lawson	2-0
11/19	at Belmont	Lomomba	Thomas	Q. Johnson	J. Johnson	Lawson	2-1
11/22	NORTH CAROLINA A&T	Lomomba	Thomas	Q. Johnson	J. Johnson	Lawson	3-1
11/25	vs. Washington	Lomomba	Thomas	Q. Johnson	J. Johnson	Lawson	3-2
11/26	at UNLV	Lomomba	Thomas	Q. Johnson	J. Johnson	Lawson	3-3
11/30	at Eastern Kentucky	Lomomba	Thomas	Q. Johnson	J. Johnson	Lawson	3-4
12/03	at Missouri	Howard	Thomas	Lomomba	Q. Johnson	J. Johnson	0-1
12/11	at Indiana State	Howard	Thomas	Lomomba	Q. Johnson	J. Johnson	1-1
12/14	at Saint Mary's	Howard	Thomas	Lomomba	Q. Johnson	J. Johnson	1-2
12/17	at Detroit Mercy	Howard	Thomas	Lomomba	Q. Johnson	J. Johnson	1-3
12/21	OHIO						
12/28	AUSTIN PEAY						
12/31	at Florida Atlantic						
01/02	at FIU						
01/05	CHARLOTTE						
01/07	OLD DOMINION						
01/12	at UAB						
01/14	at Middle Tennessee						
01/21	at Marshall						
01/26	UTEP						
01/28	UTSA						
02/02	at LA Tech						
02/04	at Southern Miss						
02/11	MARSHALL						
02/16	MIDDLE TENNESSEE						
02/19	UAB						
02/23	at Charlotte						
02/25	at Old Dominion						
03/02	NORTH TEXAS						
03/04	RICE						

(*) running count of WKU's record with listed lineup

2016-17 GAME-BY-GAME COMPARISON

DATE	OPPONENT	FGM-A/%	3FG-A/%	FTM-A/%	OR-DR-TOT	PF	AST	TO	BK	STL	PTS
11/12	WKU	23-51/.451	9-18/.500	24-32/.750	8-36-44	13	10	18	4	3	79
	ALABAMA STATE	26-74/.351	9-29/.310	5-6/.833	12-27-39	27	12	13	2	7	66
11/16	WKU	26-54/.481	9-18/.500	13-16/.813	8-28-36	10	12	11	3	4	74
	JACKSONVILLE STATE	27-65/.415	8-22/.364	5-6/.833	11-23-34	17	11	8	2	6	67
11/19	WKU	28-62/.452	6-16/.375	7-10/.700	8-23-31	10	9	14	5	5	69
	at Belmont	36-62/.581	16-34/.471	2-4/.500	3-28-31	12	24	12	2	7	90
11/22	WKU	21-48/.438	4-15/.267	31-37/.838	10-25-35	16	12	13	4	4	77
	NORTH CAROLINA A&T	20-45/.444	5-14/.357	11-18/.611	4-21-25	28	4	18	4	6	56
11/25	WKU	17-67/.254	3-16/.188	10-19/.526	12-34-46	22	8	15	7	4	47
	vs. Washington	29-75/.387	9-22/.409	19-27/.704	19-41-60	19	16	10	12	7	86
11/26	WKU	22-55/.400	7-21/.333	10-14/.714	8-25-33	15	13	11	4	5	61
	at UNLV	24-57/.421	13-29/.448	10-12/.833	9-29-38	13	18	11	1	5	71
11/30	WKU	16-42/.381	5-17/.294	22-29/.759	5-21-26	12	10	13	4	5	59
	at Eastern Kentucky	29-57/.509	13-29/.448	7-10/.700	7-23-30	19	13	9	2	5	78
12/03	WKU	21-52/.404	3-15/.200	11-19/.579	4-26-30	20	11	15	4	7	56
	at Missouri	20-57/.351	5-24/.208	14-21/.667	14-30-44	16	10	17	1	10	59
12/11	WKU	25-47/.532	8-14/.571	19-29/.655	7-31-38	15	13	14	3	9	77
	at Indiana State	22-58/.379	2-24/.083	13-22/.591	12-20-32	23	6	13	2	7	59
12/14	WKU	18-48/.375	5-17/.294	10-13/.769	8-23-31	8	10	13	1	3	51
	at Saint Mary's	31-65/.477	9-27/.333	2-5/.400	13-24-37	15	23	7	3	8	73
12/17	WKU	30-62/.484	10-26/.385	9-12/.750	12-25-37	14	16	15	5	3	79
	at Detroit Mercy	33-63/.524	12-20/.600	7-13/.538	10-21-31	16	15	10	2	8	85
12/21	WKU										
	OHIO										
12/28	WKU										
	AUSTIN PEAY										
12/31	WKU										
	at Florida Atlantic										
01/02	WKU										
	at FIU										
01/05	WKU										
	CHARLOTTE										
01/07	WKU										
	OLD DOMINION										
01/12	WKU										
	at UAB										
01/14	WKU										
	at Middle Tennessee										
01/21	WKU										
	at Marshall										
01/26	WKU										
	UTEP										
01/28	WKU										
	UTSA										
02/02	WKU										
	at LA Tech										
02/04	WKU										
	at Southern Miss										
02/11	WKU										
	MARSHALL										
02/16	WKU										
	MIDDLE TENNESSEE										
02/19	WKU										
	UAB										
02/23	WKU										
	at Charlotte										
02/25	WKU										
	at Old Dominion										
03/02	WKU										
	NORTH TEXAS										
03/04	WKU										
	RICE										

2016-17 SPECIALTY STATS (LISTED: WKU-OPPONENT)

DATE	OPPONENT	IN PAINT	OFF TO	SECOND CHANCE	FAST BREAK	BENCH	LARGEST LEAD	LARGEST DEFICIT	LEAD CHANGES	TIES
11/12	ALABAMA STATE	24-30	14-21	9-18	4-11	22-16	24	None	0	0
11/16	JACKSONVILLE STATE	30-32	7-12	12-10	9-2	10-5	12	11	5	4
11/19	at Belmont	28-40	8-17	11-7	6-8	15-31	11	21	3	5
11/22	NORTH CAROLINA A&T	20-24	22-10	5-2	11-6	19-21	21	1	2	2
11/25	vs. Washington	20-34	4-10	7-17	2-13	18-41	2	41	4	4
11/26	at UNLV	22-16	7-14	7-9	7-2	15-9	3	13	8	6
11/30	at Eastern Kentucky	18-24	14-16	4-7	2-2	4-33	None	24	0	0
12/03	at Missouri	26-24	18-17	2-14	2-9	6-8	6	10	8	6
12/11	at Indiana State	22-34	13-20	6-5	0-2	12-29	19	2	3	1
12/14	at Saint Mary's	18-40	4-20	10-8	2-10	18-28	None	26	0	0
12/17	at Detroit Mercy	34-40	14-14	14-9	7-11	19-45	6	9	15	9
12/21	OHIO									
12/28	AUSTIN PEAY									
12/31	at Florida Atlantic									
01/02	at FIU									
01/05	CHARLOTTE									
01/07	OLD DOMINION									
01/12	at UAB									
01/14	at Middle Tennessee									
01/21	at Marshall									
01/26	UTEP									
01/28	UTSA									
02/02	at LA Tech									
02/04	at Southern Miss									
02/11	MARSHALL									
02/16	MIDDLE TENNESSEE									
02/19	UAB									
02/23	at Charlotte									
02/25	at Old Dominion									
03/02	NORTH TEXAS									
03/04	RICE									

2016-17 TEAM SUPERLATIVES

WKU	HIGHS	LOWS
Points	79 (2 times)	47 (vs. Washington, 11/25)
First-half points	42 (vs. North Carolina A&T, 11/22)	24 (2 times)
Second-half points	45 (vs. Alabama State, 11/12)	16 (vs. Washington, 11/25)
Overtime points		
Winning margin	21 (vs. North Carolina A&T, 11/22)	7 (vs. Jacksonville State, 11/16)
Field goals	30 (at Detroit Mercy, 12/17)	16 (at Eastern Kentucky, 11/30)
Field goals attempted	67 (vs. Washington, 11/25)	42 (at Eastern Kentucky, 11/30)
Field goal percentage	.532 (at Indiana State, 12/11)	.254 (vs. Washington, 11/25)
3-point field goals	10 (at Detroit Mercy, 12/17)	3 (2 times)
3-point field goals attempted	26 (at Detroit Mercy, 12/17)	14 (at Indiana State, 12/11)
3-point field goal percentage	.571 (at Indiana State, 12/11)	.188 (vs. Washington, 11/25)
Free throws	31 (vs. North Carolina A&T, 11/22)	7 (at Belmont, 11/19)
Free throws attempted	37 (vs. North Carolina A&T, 11/22)	10 (at Belmont, 11/19)
Free throw percentage	.838 (vs. North Carolina A&T, 11/22)	.526 (vs. Washington, 11/25)
Rebounds	46 (vs. Washington, 11/25)	26 (at Eastern Kentucky, 11/30)
Offensive rebounds	12 (2 times)	4 (at Missouri, 12/03)
Defensive rebounds	36 (vs. Alabama State, 11/12)	21 (at Eastern Kentucky, 11/30)
Personal fouls	22 (vs. Washington, 11/25)	8 (at Saint Mary's, 12/14)
Assists	16 (at Detroit Mercy, 12/17)	8 (vs. Washington, 11/25)
Turnovers	18 (vs. Alabama State, 11/12)	11 (2 times)
Blocked shots	7 (vs. Washington, 11/25)	1 (at Saint Mary's, 12/14)
Steals	9 (at Indiana State, 12/11)	3 (3 times)

OPPONENTS	HIGHS	LOWS
Points	90 (at Belmont, 11/19)	56 (vs. North Carolina A&T, 11/22)
First-half points	42 (at Belmont, 11/19)	17 (vs. Alabama State, 11/12)
Second-half points	49 (vs. Alabama State, 11/12)	22 (vs. North Carolina A&T, 11/22)
Overtime points		
Winning margin	39 (vs. Washington, 11/25)	3 (at Missouri, 12/03)
Field goals	36 (at Belmont, 11/19)	20 (2 times)
Field goals attempted	75 (vs. Washington, 11/25)	45 (vs. North Carolina A&T, 11/22)
Field goal percentage	.581 (at Belmont, 11/19)	.351 (2 times)
3-point field goals	16 (at Belmont, 11/19)	2 (at Indiana State, 12/11)
3-point field goals attempted	34 (at Belmont, 11/19)	14 (vs. North Carolina A&T, 11/22)
3-point field goal percentage	.600 (at Detroit Mercy, 12/17)	.083 (at Indiana State, 12/11)
Free throws	19 (vs. Washington, 11/25)	2 (2 times)
Free throws attempted	27 (vs. Washington, 11/25)	4 (at Belmont, 11/19)
Free throw percentage	.833 (3 times)	.400 (at Saint Mary's, 12/14)
Rebounds	60 (vs. Washington, 11/25)	25 (vs. North Carolina A&T, 11/22)
Offensive rebounds	19 (vs. Washington, 11/25)	3 (at Belmont, 11/19)
Defensive rebounds	41 (vs. Washington, 11/25)	20 (at Indiana State, 12/11)
Personal fouls	28 (vs. North Carolina A&T, 11/22)	12 (at Belmont, 11/19)
Assists	24 (at Belmont, 11/19)	4 (vs. North Carolina A&T, 11/22)
Turnovers	18 (vs. North Carolina A&T, 11/22)	7 (at Saint Mary's, 12/14)
Blocked shots	12 (vs. Washington, 11/25)	1 (2 times)
Steals	10 (at Missouri, 12/03)	5 (2 times)

2016-17 INDIVIDUAL SUPERLATIVES

WKU HIGHS

Points	22 (Thomas at Indiana State, 12/11)
Field goals	7 (3 instances)
Field goals attempted	16 (Q. Johnson at Detroit Mercy, 12/17)
Field goal percentage (min. 6 att.)	.667 [4-6] (Lomomba at Indiana State, 12/11)
3-point field goals	5 (Q. Johnson at Detroit Mercy, 12/17)
3-point field goals attempted	10 (2 instances)
3-point field goal percentage (min. 4 att.)	.750 [3-4] (J. Johnson at Belmont, 11/19)
Free throws	8 (2 instances)
Free throws attempted	8 (4 instances)
Free throw percentage (min. 6 att.)	1.000 (4 instances)
Rebounds	14 (J. Johnson at Detroit Mercy, 12/17)
Assists	7 (Lomomba vs. Jacksonville State, 11/16)
Turnovers	5 (2 instances)
Blocked shots	5 (Lawson vs. Washington, 11/25)
Steals	2 (10 instances)
Minutes	40 (Thomas at Detroit Mercy, 12/17)

OPPONENT HIGHS

Points	26 (Evan Bradds [Belmont], 11/19)
Field goals	12 (Evan Bradds [Belmont], 11/19)
Field goals attempted	20 (Sam Hunt, [N.C. A&T], 11/22)
Field goal percentage (min. 6 att.)	.750 [6-8] (2 instances)
3-point field goals	7 (Rodney Simeon [Alabama State], 11/12)
3-point field goals attempted	11 (2 instances)
3-point field goal percentage (min. 4 att.)	1.000 [4-4] (Isaac McGlone [Eastern Kentucky], 11/30)
Free throws	5 (2 instances)
Free throws attempted	6 (3 instances)
Free throw percentage (min. 6 att.)	.833 (2 instances)
Rebounds	14 (Evan Bradds [Belmont], 11/19)
Assists	10 (2 instances)
Turnovers	6 (Austin Luke [Belmont], 11/19)
Blocked shots	4 (Malik Dime [Washington], 11/25)
Steals	4 (2 instances)
Minutes	40 (Corey Allen at Detroit Mercy, 12/17)

WKU'S TOP INDIVIDUAL GAMES

Points

1. Pancake Thomas at Indiana State	22
2. Que Johnson at Detroit Mercy	21
3. Que Johnson vs. North Carolina A&T.....	18
Justin Johnson at Eastern Kentucky.....	18
5. Justin Johnson vs. Jacksonville State.....	17
Justin Johnson at Belmont	17
7. Que Johnson vs. Alabama State	16
Que Johnson at UNLV	16
9. Pancake Thomas vs. Alabama State	15
Junior Lomomba at Eastern Kentucky	15
Que Johnson at Indiana State	15
Justin Johnson at Detroit Mercy.....	15

Rebounds

1. Justin Johnson at Detroit Mercy.....	14
2. Justin Johnson vs. Washington.....	11
3. Anton Waters vs. Washington.....	10
Justin Johnson vs. Jacksonville State.....	10
Justin Johnson vs. North Carolina A&T	10
Justin Johnson at UNLV	10
Justin Johnson at Indiana State.....	10
Anton Waters at Indiana State.....	10
9. Que Johnson vs. Alabama State	9
Justin Johnson at Belmont	9

Assists

1. Junior Lomomba vs. Jacksonville State.....	7
2. Junior Lomomba at Missouri	6
Justin Johnson at Indiana State	6
Pancake Thomas at Detroit Mercy	6
5. Junior Lomomba at Belmont.....	5
Tobias Howard at Indiana State	5
Junior Lomomba at Detroit Mercy	5

Blocked Shots

1. Ben Lawson vs. Washington.....	5
2. Ben Lawson at Belmont.....	3
Ben Lawson at Eastern Kentucky	3
Ben Lawson at Missouri	3

Steals

1. Que Johnson vs. Jacksonville State	2
Que Johnson vs. Alabama State	2
Que Johnson at UNLV.....	2
Pancake Thomas at Belmont.....	2
Damari Parris vs. North Carolina A&T.....	2
Pancake Thomas at Eastern Kentucky	2
Tobias Howard at Missouri	2
Pancake Thomas at Indiana State	2
Que Johnson at Indiana State	2
Junior Lomomba at Detroit Mercy	2

Minutes Played

1. Pancake Thomas at Detroit Mercy	40
2. Que Johnson at UNLV.....	39
Pancake Thomas at Missouri.....	39
4. Pancake Thomas at UNLV.....	38
5. Que Johnson vs. Jacksonville State	37
Pancake Thomas at Belmont.....	37
Pancake Thomas at Eastern Kentucky	37
Junior Lomomba at Detroit Mercy	37
9. Pancake Thomas vs. Jacksonville State	36
Justin Johnson vs. Jacksonville State.....	36
Junior Lomomba at Eastern Kentucky	36

GAME 1

Nov. 12, 2016
WKU 79
ASU 66



Official Basketball Box Score - Game Totals - Final Statistics
Alabama State vs WKU
11/12/16 7 p.m. at Bowling Green, Ky. (E.A. Diddle Arena)



Alabama State 66 • 0-1

#	Player	Total		3-Ptr		Rebounds		PF	TP	A	TO	Bk	Stl	Min
		FG	FGA	FT	FTA	Off	Def							
1	ARMSTRONG, Tony	1	3-9	0-0	0-0	2	5	8	3	6	0	1	1	29
00	WARNOCK, Amir	c	2-5	0-0	0-0	1	4	5	2	4	0	1	0	18
01	SIMEON, Rodney	g	8-15	7-11	2-3	0	1	1	4	25	1	2	0	0
3	THOMAS, Torloft	g	2-8	0-3	0-0	0	2	2	3	4	4	2	0	0
30	LEFLORE, Terrance	g	5-14	1-6	0-0	2	0	2	2	11	4	1	0	4
02	BUTLER, Corvon	g	4-10	0-1	3-3	3	4	7	3	11	1	0	0	1
11	ROGERS, Austin	g	0-2	0-1	0-0	0	0	0	2	0	0	0	0	0
12	GEE, Reginald	g	1-3	1-3	0-0	0	1	1	1	3	0	0	0	0
20	HOLLOWAY, Glenn	g	0-0	0-0	0-0	0	0	0	0	0	0	0	0	0
25	TYSON, Mikel	g	1-2	0-0	0-0	0	1	1	2	2	1	1	0	0
31	CLEVELAND, Artis	g	0-0	0-0	0-0	2	0	2	0	1	2	1	0	0
52	ROGERS, Steve	g	0-6	0-4	0-0	0	3	3	0	0	2	0	1	19
Team						2	5	7			1			
Totals		26-74	9-29	5-6	12	27	39	27	66	12	13	2	7	200

FG % 1st Half: 7-34 20.6% 2nd half: 19-40 47.5% Game: 26-74 35.1%
3FG % 1st Half: 2-16 12.5% 2nd half: 7-13 53.8% Game: 9-29 31.0%
FT % 1st Half: 1-1 100.0 2nd half: 4-5 80.0% Game: 5-6 83.3%

WKU 79 • 1-0

#	Player	Total		3-Ptr		Rebounds		PF	TP	A	TO	Bk	Stl	Min
		FG	FGA	FT	FTA	Off	Def							
14	LAWSON, Ben	f	3-5	0-0	2-4	2	4	6	0	8	0	1	1	0
23	JOHNSON, Justin	f	3-8	0-2	3-6	0	7	7	1	9	0	3	1	1
05	LOMOMBA, Junior	g	1-5	1-1	6-6	0	5	6	0	3	0	0	0	28
12	THOMAS, Pancake	g	3-11	1-3	8-8	2	2	0	15	4	2	0	0	34
32	JOHNSON, Que	g	5-9	3-6	3-5	0	9	9	3	16	1	3	1	2
01	HOWARD, Tobias	g	2-4	2-3	0-0	1	2	3	0	6	2	1	0	0
03	PARRIS, Damari	g	0-1	0-0	2-2	1	0	1	2	0	1	0	0	12
15	MILLER, Tyler	g	0-0	0-0	0-0	0	0	0	0	0	0	0	0	1
42	WATERS, Anton	g	4-5	0-0	0-1	3	5	8	4	8	2	1	0	19
43	LEAHY, Marty	g	2-3	2-3	0-0	0	0	0	4	6	0	1	0	0
Team						1	2	3			1			
Totals		23-51	9-18	24-32	8	36	44	13	79	10	18	4	3	200

FG % 1st Half: 12-30 40.0% 2nd half: 11-21 52.4% Game: 23-51 45.1%
3FG % 1st Half: 4-10 40.0% 2nd half: 5-8 62.5% Game: 9-18 50.0%
FT % 1st Half: 6-10 60.0% 2nd half: 18-22 81.8% Game: 24-32 75.0%

Officials: Tyler Kumpf, Antonio Petty, Mike Stuart
Technical fouls: Alabama State-None, WKU-None.
Attendance: 4149

Score by periods	1st	2nd	Total
Alabama State	17	49	66
WKU	34	45	79

Last FG - ALST 2nd-00:01, WKU 2nd-00:40.
Largest lead - ALST None, WKU by 24 2nd-04:41.
ALST led for 00:00. WKU led for 39:27. Game was tied for 00:33.

Points In Off 2nd Fast
ALST 30 21 18 11 16
WKU 24 14 18 4 22

Score tied - 0 times.
Lead changed - 0 times.

GAME 2

Nov. 16, 2016
WKU 74
JSU 67



Official Basketball Box Score - Game Totals - Final Statistics
Jacksonville State vs WKU
11/16/16 8 p.m. at Bowling Green, Ky. (E.A. Diddle Arena)



Jacksonville State 67 • 1-2

#	Player	Total		3-Ptr		Rebounds		PF	TP	A	TO	Bk	Stl	Min
		FG	FGA	FT	FTA	Off	Def							
31	CUNNINGHAM, Christian	f	4-5	0-0	1-2	3	5	8	3	9	2	1	1	2
12	GIGA, Norbertas	c	8-16	0-2	0-0	1	5	6	2	16	2	0	1	1
01	TUCKER, Greg	g	4-11	1-5	2-2	0	4	4	1	11	0	0	1	2
15	DURHAM, Erik	g	6-9	5-6	0-0	0	1	2	0	17	1	2	0	1
21	DRUMWRIGHT, Malcol	g	4-14	1-5	0-0	0	4	4	5	9	5	1	0	0
03	GREEN, Derrick	g	0-2	0-0	0-0	1	0	1	0	0	0	1	0	0
04	EDWARDS, Tyrik	g	0-0	0-0	0-0	0	0	0	0	0	0	1	0	0
01	JONES, Deshawn	g	0-1	0-0	0-0	0	0	0	0	0	1	0	0	0
11	CROSS, Jacara	g	0-2	0-0	2-2	1	0	1	1	2	0	0	0	0
33	STATAM, Andre	g	1-5	1-4	0-0	0	2	2	4	3	0	1	0	0
Team						4	2	6						
Totals		27-65	8-22	5-6	11	23	34	17	67	11	8	2	6	200

FG % 1st Half: 12-32 37.5% 2nd half: 15-33 45.5% Game: 27-65 41.5%
3FG % 1st Half: 4-10 40.0% 2nd half: 4-12 33.3% Game: 8-22 36.4%
FT % 1st Half: 2-2 100.0 2nd half: 3-4 75.0% Game: 5-6 83.3%

WKU 74 • 2-0

#	Player	Total		3-Ptr		Rebounds		PF	TP	A	TO	Bk	Stl	Min
		FG	FGA	FT	FTA	Off	Def							
14	LAWSON, Ben	f	3-7	0-0	2-3	1	4	5	1	8	0	0	2	1
23	JOHNSON, Justin	f	6-14	2-4	3-3	4	6	10	0	17	1	0	1	0
05	LOMOMBA, Junior	g	2-6	0-2	7-7	0	2	2	2	11	7	4	0	1
12	THOMAS, Pancake	g	5-10	4-7	0-0	0	0	0	2	14	2	2	0	0
32	JOHNSON, Que	g	6-11	2-4	0-0	1	7	2	4	1	2	0	2	3
01	HOWARD, Tobias	g	1-1	1-1	0-0	0	0	0	0	3	0	0	0	0
03	PARRIS, Damari	g	0-1	0-0	0-0	0	0	0	2	2	1	0	0	0
42	WATERS, Anton	g	3-4	0-0	1-3	2	6	8	2	7	0	1	0	0
43	LEAHY, Marty	g	0-0	0-0	0-0	0	0	0	0	0	0	0	0	0
Team						0	2	2						
Totals		26-54	9-18	13-16	8	28	36	10	74	12	11	3	4	200

FG % 1st Half: 13-32 40.6% 2nd half: 13-22 59.1% Game: 26-54 48.1%
3FG % 1st Half: 3-8 37.5% 2nd half: 6-10 60.0% Game: 9-18 50.0%
FT % 1st Half: 1-1 100.0 2nd half: 12-15 80.0% Game: 13-16 81.3%

Officials: Tom Eades, Tommy Short, Roger Ayers
Technical fouls: Jacksonville State-None, WKU-None.
Attendance: 4226

Score by periods	1st	2nd	Total
Jacksonville State	30	37	67
WKU	30	44	74

Last FG - JSU 2nd-00:09, WKU 2nd-01:28.
Largest lead - JSU by 11 1st-11:29, WKU by 12 2nd-04:40.
JSU led for 14:05. WKU led for 21:03. Game was tied for 04:52.

Points In Off 2nd Fast
JSU 32 12 10 2 10
WKU 30 7 12 9 10

Score tied - 4 times.
Lead changed - 5 times.

GAME 3

Nov. 19, 2016
BEL 90
WKU 69



Official Basketball Box Score - Game Totals - Final Statistics
WKU vs Belmont
11/19/16 7:00 p.m. at Nashville, Tenn. (Curb Event Center)



WKU 69 • 2-1

#	Player	Total		3-Ptr		Rebounds		PF	TP	A	TO	Bk	Stl	Min
		FG	FGA	FT	FTA	Off	Def							
14	LAWSON, Ben	f	4-7	0-1	1-2	0	4	4	1	9	0	3	3	0
23	JOHNSON, Justin	f	7-11	3-4	0-1	1	8	9	2	17	2	2	1	0
05	LOMOMBA, Junior	g	3-9	0-2	0-1	0	0	0	2	6	5	3	0	0
12	THOMAS, Pancake	g	2-9	0-2	4-4	1	5	6	1	8	1	1	0	2
32	JOHNSON, Que	g	6-15	2-5	0-0	2	0	2	1	14	1	3	0	1
01	HOWARD, Tobias	g	0-0	0-0	0-0	1	0	1	0	0	1	0	1	0
03	PARRIS, Damari	g	3-6	0-1	0-0	0	1	1	2	6	0	1	0	0
15	MILLER, Tyler	g	0-0	0-0	0-0	0	0	0	0	0	0	0	0	0
21	STAJKOVSKI, Marko	g	0-0	0-0	0-0	0	0	0	0	0	0	0	0	0
42	WATERS, Anton	g	3-5	1-1	2-2	2	3	5	0	9	0	1	1	16
43	LEAHY, Marty	g	0-0	0-0	0-0	0	0	0	0	0	0	0	0	0
Team						8	23	31	10	69	9	14	5	200

FG % 1st Half: 16-31 51.6% 2nd half: 12-31 38.7% Game: 28-62 45.2%
3FG % 1st Half: 4-8 50.0% 2nd half: 2-8 25.0% Game: 6-16 37.5%
FT % 1st Half: 3-4 75.0% 2nd half: 4-6 66.7% Game: 7-10 70.0%

Belmont 90 • 1-1

#	Player	Total		3-Ptr		Rebounds		PF	TP	A	TO	Bk	Stl	Min
		FG	FGA	FT	FTA	Off	Def							
32	EGEKEZE, Amanze	f	3-7	1-5	0-0	1	1	2	3	7	1	1	0	1
35	BRADDS, Evan	f	12-17	1-1	1-2	1	21	14	3	26	4	1	0	1
01	LUKE, Austin	g	6-8	4-6	0-0	0	4	4	2	16	9	6	0	2
03	WINDLER, Dylan	g	3-6	0-2	0-0	0	6	6	0	6	3	1	1	0
20	BARNETTE, Taylor	g	2-9	0-5	0-0	0	1	1	1	4	5	0	0	1
02	SMITH, Nick	g	6-8	6-8	0-0	0	0	0	1	18	0	0	0	15
11	MCCLAIN, Kevin	g	2-3	2-3	1-2	0	1	1	0	7	2	1	0	18
21	SAMPOSON, Burton	g	0-0	0-0	0-0	0	0	0	0	0	0	0	0	0
22	BENKERT, Michael	g	1-3	1-3	0-0	0	0	0	3	0	0	0	0	0
31	LESTER, Josh	g	0-0	0-0	0-0	0	0	0	0	0	0	0	0	0
41	HADDEN, Tyler	g	1-1	1-1	0-0	0	0	0	1	3	0	0	1	0
50	ADLER-SPERGER, Seth	g	0-0	0-0	0-0	0	0	0	1	0	1	0	0	3
Totals			36-62	16-34	2-4	3	28	31	12	90	24	2	7	200

GAME 5

Nov. 25, 2016
WASH 86
WKU 47



Official Basketball Box Score -- Game Totals -- Final Statistics
Washington vs WKU
11/25/16 5:00 PM at Tarkenton Court, Thomas & Mack Center



Washington 86 • 4-1

#	Player	Total		3-Ptr		Rebounds		PF	TP	A	TO	Bk	Stl	Min
		FG	FGA	FG	FGA	FT	FTA							
04	Thybulle, Matisse	3-9	1-5	2-2	0	1	1	2	9	1	0	1	2	25
10	Dime, Malik	5-8	0-0	3-4	2	5	7	3	13	3	0	4	2	25
15	Dickerson, Noah	2-6	0-0	1-2	3	3	6	5	5	0	1	0	0	13
01	Crisp, David	3-8	3-5	0-0	1	1	2	2	9	0	2	0	1	22
20	Fultz, Markelle	3-14	1-3	2-4	3	5	8	3	10	10	3	3	1	31
00	Baruti, Bitumba	0-1	0-1	0-0	1	0	1	0	0	0	0	0	0	2
02	Kingma, Dan	0-1	0-1	1-2	0	0	0	1	1	0	0	0	0	4
05	Barnard, Quin	0-0	0-0	0-0	0	0	0	0	0	1	0	0	0	2
22	Green, Dominic	7-11	4-6	2-3	0	6	6	0	20	0	1	3	0	25
23	Johnson, Carlos	3-5	0-1	2-2	2	1	3	3	8	1	2	0	0	17
24	Durusseau, Devenir	0-1	0-0	0-0	1	2	3	1	0	0	1	0	0	5
32	Bowman, Greg	0-2	0-0	1-2	2	1	3	0	1	0	0	0	1	2
33	Timmins, Sam	1-3	0-0	3-4	1	11	12	0	5	0	0	0	0	17
41	Atewe, Matthew	2-6	0-0	2-2	1	2	7	0	6	0	0	0	0	10
Team		1		0		1								
Totals		29-75	9-22	19-27	19	41	60	19	86	16	10	13	7	200

FG % 1st Half: 14-38 36.8% 2nd half: 15-37 40.5%
3FG % 1st Half: 3-8 37.5% 2nd half: 6-14 42.9%
FT % 1st Half: 8-10 80.0% 2nd half: 11-17 64.7%

Game: 29-75 38.7%
Game: 9-22 40.9%
Game: 19-27 70.4%

Deadball
Rebounds
1

WKU 47 • 3-2

#	Player	Total		3-Ptr		Rebounds		PF	TP	A	TO	Bk	Stl	Min
		FG	FGA	FG	FGA	FT	FTA							
14	LAWSON, Ben	0-0	0-0	0-2	1	3	4	0	0	3	5	0	0	15
23	JOHNSON, Justin	2-9	0-1	1-2	3	8	11	2	5	2	0	0	0	32
05	LOMOMBA, Junior	1-7	0-1	0-1	0	2	2	1	2	4	5	0	0	26
12	THOMAS, Pancake	4-14	1-4	1-1	2	4	4	1	10	1	1	0	1	33
32	JOHNSON, Que	3-12	1-5	5-7	0	5	4	12	0	1	0	1	0	30
01	HOWARD, Tobias	3-7	1-4	0-0	1	1	2	2	7	0	2	1	0	17
03	PARRIS, Damari	0-6	0-0	0-0	0	1	1	3	0	1	1	0	0	14
15	MILLER, Tyler	0-0	0-0	0-0	0	0	0	0	0	0	0	0	0	1
42	WATERS, Anton	4-10	0-0	3-6	4	6	10	3	11	0	2	1	0	22
43	LEAHY, Marty	0-2	0-1	0-0	1	1	2	2	0	0	0	0	1	9
Team		0		5		5								
Totals		17-67	3-16	10-19	12	34	46	22	47	8	15	7	4	200

FG % 1st Half: 11-32 34.4% 2nd half: 6-35 17.1%
3FG % 1st Half: 2-6 33.3% 2nd half: 1-10 10.0%
FT % 1st Half: 7-12 58.3% 2nd half: 3-7 42.9%

Game: 17-67 25.4%
Game: 3-16 18.8%
Game: 10-19 52.6%

Deadball
Rebounds
6

Officials: Randy McCall, David Hall, Dick Cartwell
Technical fouls: Washington-None. WKU-None.
Attendance: 9815

Global Sports Classic Game 3

Score by periods	1st	2nd	Total
Washington	39	47	86
WKU	31	16	47

Points	In	Off	2nd	Fast	Bench
WKU	20	4	7	2	18

Last FG - WKU 2nd-03:00, WKU 2nd-00:25.
Largest lead - UW by 41:2nd-02:04, WKU by 2 1st-16:50.
UW led for 36:55. WKU led for 00:32. Game was tied for 02:33.

Score tied - 4 times.
Lead changed - 4 times.

GAME 7

Nov. 30, 2016
EKU 78
WKU 59

Official Basketball Box Score -- Game Totals -- Final Statistics
Western Kentucky vs Eastern Kentucky
11/30/16 8:05 PM at Richmond, Ky. (Paul S. McBrayer Arena)

Western Kentucky 59 • 3-4

#	Player	Total		3-Ptr		Rebounds		PF	TP	A	TO	Bk	Stl	Min
		FG	FGA	FG	FGA	FT	FTA							
14	LAWSON, Ben	0-2	0-0	2-2	0	3	3	2	2	0	1	3	1	18
23	JOHNSON, Justin	6-10	1-1	5-7	2	6	8	0	18	0	1	1	0	33
05	LOMOMBA, Junior	3-5	0-0	9-12	0	2	2	2	15	1	3	0	1	36
12	THOMAS, Pancake	3-11	1-7	0-0	1	1	2	1	7	4	2	0	2	37
32	JOHNSON, Que	3-8	2-5	5-6	0	4	4	4	13	3	3	0	1	33
01	HOWARD, Tobias	0-3	0-2	0-0	0	1	1	0	0	1	0	0	0	14
03	PARRIS, Damari	0-0	0-0	0-0	0	0	0	0	0	0	0	0	0	1
15	MILLER, Tyler	0-0	0-0	0-0	0	0	0	0	0	0	0	0	0	1
42	WATERS, Anton	0-2	0-1	1-2	1	3	4	3	1	1	2	0	0	17
43	LEAHY, Marty	1-1	1-1	0-0	0	0	0	0	3	0	0	0	0	10
Team		1		2		1								
Totals		16-42	5-17	22-29	5	21	26	12	59	10	13	4	5	200

FG % 1st Half: 7-19 36.8% 2nd half: 9-23 39.1%
3FG % 1st Half: 1-7 14.3% 2nd half: 4-10 40.0%
FT % 1st Half: 9-12 75.0% 2nd half: 13-17 76.5%

Game: 16-42 38.1%
Game: 5-17 29.4%
Game: 22-29 75.9%

Deadball
Rebounds
4

Eastern Kentucky 78 • 4-4

#	Player	Total		3-Ptr		Rebounds		PF	TP	A	TO	Bk	Stl	Min
		FG	FGA	FG	FGA	FT	FTA							
10	MAYO, Nick	6-14	2-5	0-0	1	2	3	3	14	5	2	2	1	34
12	CHARLES, Zach	0-2	0-0	0-0	2	1	3	3	0	0	0	0	0	14
05	MCLONE, Isaac	5-5	4-4	0-1	0	0	0	0	2	14	2	2	0	33
11	BABB-HARRISON, Jayle	4-11	3-7	2-2	1	6	7	2	13	1	1	0	1	30
31	CHITTY, Parker	2-5	0-3	0-0	0	1	1	2	4	0	1	0	0	16
01	ADAMS, Marlon	3-3	0-0	0-0	0	5	5	4	6	2	1	0	0	21
02	GIST, Asante	7-12	3-6	2-2	1	3	4	2	19	2	1	0	0	23
03	DISHMAN, DeAndre	1-1	0-0	3-5	0	2	2	0	5	0	0	0	1	8
04	AVARE, Dillon	1-4	1-4	0-0	0	0	0	1	3	1	0	0	0	21
Team		2		3		5								
Totals		29-57	13-29	7-10	7	23	30	19	78	13	9	2	5	200

FG % 1st Half: 13-30 43.3% 2nd half: 16-27 59.3%
3FG % 1st Half: 6-17 35.3% 2nd half: 7-12 58.3%
FT % 1st Half: 3-3 100.0 2nd half: 4-7 57.1%

Game: 29-57 50.9%
Game: 13-29 44.8%
Game: 7-10 70.0%

Deadball
Rebounds
2

Officials: Craig Murley, Jon Campbell, Kyle Ingram
Technical fouls: Western Kentucky-None. Eastern Kentucky-None.
Attendance: 5400

Score by periods	1st	2nd	Total
Western Kentucky	24	35	59
Eastern Kentucky	35	43	78

Points	In	Off	2nd	Fast	Bench
WKU	18	14	4	2	4
WKU	24	16	7	2	33

Last FG - WKU 2nd-02:08, ECU 2nd-00:32.
Largest lead - WKU None, ECU by 24 2nd-04:37.
WKU led for 00:00. ECU led for 38:05. Game was tied for 01:55.

Score tied - 0 times.
Lead changed - 0 times.

GAME 8

Dec. 31, 2016
MIZZ 59
WKU 56



Official Basketball Box Score -- Game Totals -- Final Statistics
Western Kentucky vs Mizzou
12-31-16 2:01 PM at Columbia, Mo. (Mizzou Arena)



Western Kentucky 56 • 3-5

#	Player	Total		3-Ptr		Rebounds		PF	TP	A	TO	Bk	Stl	Min
		FG	FGA	FG	FGA	FT	FTA							
01	HOWARD, Tobias	2-3	0-1	2-2	0	0	0	4	6	1	2	0	2	26
05	LOMOMBA, Junior	3-9	1-3	2-3	0	3	5	9	6	2	0	1	1	35
12	THOMAS, Pancake	3-12	1-5	2-5	0	5	5	1	9	1	1	0	1	39
23	JOHNSON, Justin	5-11	0-1	4-7	1	4	5	3	14	1	2	0	0	25
32	JOHNSON, Que	5-12	1-5	1-2	0	8	8	2	12	1	3	1	1	34
03	PARRIS, Damari	0-0	0-0	0-0	0	0	0	0	0	0	1	0	0	1
14	LAWSON, Ben	2-2	0-0	0-0	2	2	4	3	4	0	3	3	0	20
42	WATERS, Anton	1-3	0-0	0-0	1	1	2	1	2	0	2	0	1	6
43	LEAHY, Marty	0-0	0-0	0-0	0	1	1	1	0	0	0	0	0	7
Team		0		2		2								
Totals		21-52	3-15	11-19	4	26	30	20	56	11	15	4	7	200

FG % 1st Half: 13-30 43.3% 2nd half: 8-22 36.4%
3FG % 1st Half: 1-8 12.5% 2nd half: 2-7 28.6%
FT % 1st Half: 3-7 42.9% 2nd half: 8-12 66.7%

Game: 21-52 40.4%
Game: 3-15 20.0%
Game: 11-19 57.9%

Deadball
Rebounds
5

Mizzou 59 • 4-3

#	Player	Total		3-Ptr		Rebounds		PF	TP	A	TO	Bk	Stl
---	--------	-------	--	-------	--	----------	--	----	----	---	----	----	-----

Dec. 11, 2016
WKU 77
SU 59

Official Basketball Box Score -- Game Totals -- Final Statistics
Western Kentucky vs Indiana State
12-11-16 4:32 pm (ET) at Hulman Center (Terre Haute, Ind.)

Western Kentucky 77 • 4-5

#	Player	Total				Rebounds				PF	TP	A	TO	Blk	Stl	Min
		FG	FGA	3-PT	3-PTA	FT	FTA	Off	Def							
01	HOWARD, Tobias	0-1	0-1	2-2	0	2	3	1	2	1	2	1	0	1	0	31
02	LOMBARDI, James	4-10	10-23	0-0	0	0	0	0	0	1	1	1	0	0	0	35
12	THOMAS, Pancale	7-13	24-4	2-8	0	0	3	3	1	22	1	0	1	0	1	35
23	JOHNSON, Justin	4-7	1-1	5-8	1	1	10	1	14	0	0	1	0	1	1	33
32	JOHNSON, Que	5-11	2-4	3-5	1	9	13	15	6	4	1	0	1	0	1	29
33	MCGHEE, Jabari	0-0	0-0	2-3	0	0	0	0	0	0	0	0	0	0	0	20
14	LAWSON, Ben	0-0	0-0	0-0	0	0	0	0	2	0	0	0	0	0	0	0
42	WATERS, Anton	3-6	0-1	0-3	2	8	10	1	6	0	1	1	1	1	0	23
43	LEAHY, Marty	0-0	0-0	0-0	0	0	0	0	1	0	0	0	0	0	0	10
Totals		25-47	8-14	19-29	7	31	38	19	77	13	3	9	2	0	20	

FG % 1st Half: 13-25 52.0%

2nd half: 12-22 54.5%

Game: 25-47 53.2%

3FG % 1st Half: 6-8 75.0%

2nd half: 2-6 33.3%

Game: 8-14 57.1%

FT % 1st Half: 3-4 75.0%

2nd half: 7-9 77.8%

Game: 10-13 76.9%

Rebound % 1st Half: 10-23 43.5%

2nd half: 10-16 62.5%

Game: 20-39 51.3%

Offensive Rebound % 1st Half: 3-10 30.0%

2nd half: 3-10 30.0%

Game: 6-20 30.0%

Defensive Rebound % 1st Half: 7-13 53.8%

2nd half: 7-6 116.7%

Game: 14-19 73.7%

Indiana State 59 • 5-5

Indiana State 59 • 5-5

#	Player	Total	3-Ptr			Rebounds			PF			A TO Blk Stl			Min
		FG-FGA	FG-FGA	FT-FTA	Off	Def	Total		TP	A	TO	Blk	Stl		
0	Clemens, Everett	3-4	0-0	0-1	0	5	5	2	6	0	0	0	4	30	
4	Scott, Brenton	6-19	0-7	5-6	1	2	3	2	17	1	2	0	0	32	
10	Scott, Matt	2-3	0-3	2-3	2	3	5	0	0	0	0	0	0	15	
23	Paige, Laquarius	1-4	0-1	0-0	0	2	2	4	2	0	5	1	0	14	
42	Bell, TJ	2-3	0-0	0-0	2	1	3	1	4	1	0	1	0	13	
43	Ojinaka, Demonte	0-2	0-1	0-0	0	1	1	0	0	0	0	0	0	6	
6	Barnes, Jordan	1-3	0-2	0-0	0	1	1	1	2	2	0	0	0	15	
10	Knight III, Trey	0-0	0-0	0-0	0	0	0	0	0	0	0	0	0	0	
15	Kessinger, Bronson	0-0	0-0	0-0	0	0	0	0	0	0	0	0	0	5	
22	Bunschoten, Niles	3-7	1-5	2-2	0	0	0	3	9	0	1	0	0	18	
13	Franklin, Donovan	3-8	1-5	0-0	1	1	2	7	0	0	0	0	0	17	
34	Murphy, Brandon	3-5	0-0	5-8	3	4	7	3	11	0	2	0	0	23	
35	Rickman, Emmonde	0-0	0-0	0-0	0	0	0	0	0	0	0	0	0	2	
	Team				2	2	2								
	Totals	22-58	2-24	13-22	12	20	32	23	59	6	13	2	7	200	

FG % 1st Half:	12-26	46.2%	2nd half:	10-32	31.3%	Game:	22-58	37.9%
3FG % 1st Half:	1-11	9.1%	2nd half:	1-13	7.7%	Game:	2-24	8.3%
FT % 1st Half:	6-8	75.0%	2nd half:	7-14	50.0%	Game:	13-22	59.1%

Officials: Don Dally, John Hampton, Bret Smith
Technical fouls: Western Kentucky-None. Indiana State-Scott, Brenton
Attendance: 3345

Score by periods	1st	2nd	Total
Western Kentucky	35	42	77
Indiana State	31	28	59

Last FG - WKU 2nd-02:39, INS 2nd-01:21.
Largest lead - WKU by 19 2nd-01:28, INS by 2 1st-19:50.
WKU led for 36:54. INS led for 00:40. Game was tied for 02:24.

Dec. 14, 2016
SMC 73
WKU 51



Official Basketball Box Score -- Game Totals -- Final Statistics
WKU vs Saint Mary's (CA)
12/14/16 7:00 PM at Moraga, CA



WKU 51 • 4-6

#	Player	3-Pr			Reb			Def			Tot			Min
		FG	FGA	FT	FTA	Off	Def	TP	TP	A	Bk	Stl		
01	HOWARD, Tobias	2-4	1-3	2-2	1	3	4	1	7	2	1	0	22	
05	LKOMBA, Junior	0-2	0-1	0-0	0	0	0	0	0	2	0	0	10	
08	THOMAS, Pancake	2-8	0-0	0-4	0	4	0	0	0	0	0	0	10	
22	JOHNSON, Justin	4-10	2-3	1-2	1	5	6	1	11	2	3	0	27	
32	JOHNSON, Que	5-12	1-4	0-1	1	3	4	1	11	3	1	0	31	
00	MCGHEE, Jabari	0-2	0-0	1-2	0	1	1	1	0	0	0	0	10	
04	PARRIS, Damari	0-0	0-0	0-0	0	0	0	0	0	0	0	0	4	
16	LAWSOEN, Ben	3-4	0-0	2-2	2	4	5	1	8	0	2	1	17	
24	CARMICHAEL, Willie	0-1	0-1	0-0	2	2	2	0	2	0	1	0	4	
42	WATERS, Anton	0-2	0-1	2-2	2	2	4	1	2	0	1	0	13	
49	LEAHY, Marty	2-3	1-1	0-0	0	0	0	0	5	1	1	0	16	
	Team													
	Totals	18-48	5-17	10-13	8	23	31	8	51	10	13	1	320	

FG % 1st Half: 10-24	41.7%	2nd half: 8-24	33.3%	Game: 18-48	37.5%	Deadball Rebound 1
3FG % 1st Half: 2-5	40.0%	2nd half: 3-12	25.0%	Game: 5-17	29.4%	
FT % 1st Half: 2-4	50.0%	2nd half: 8-9	88.9%	Game: 10-13	76.9%	

Saint Mary's (CA) 73 • 8-1

#	Player	F	3-PT			Rebounds							Min	
			FGA	FGM	FT-FTA	Def	Off	TP	A	Bk	Stl			
24	Hermanson, Calvin	1	2-4	0-1	1-1	0	2	2	1	5	1	0	1	29
25	Fitzgerald, Evan	1	1-1	0-0	0-0	0	0	0	0	0	0	0	0	0
26	Landale, Jock	1	7-13	0-1	1-3	5	8	13	2	15	1	4	0	22
27	Nair, Emmett	1	6-9	2-2	0-0	0	2	2	0	14	6	0	0	31
28	Rahon, Joe	1	3-3	0-2	0-0	1	0	1	2	0	10	1	0	30
29	Krebs, Tyler	1	3-3	0-3	0-3	0	0	0	0	0	0	0	0	0
30	Hunter, Jordan	1	1-2	0-0	0-0	0	2	2	1	2	0	1	0	6
31	Gonzalez, Stefan	1	2-8	2-8	0-0	0	0	1	1	6	1	0	0	11
32	Sheets, Dan	1	0-0	0-0	0-0	0	0	0	0	0	0	0	0	0
33	Pineau, Dane	1	0-0	0-0	0-1	2	4	2	10	0	0	2	0	20
34	Ford, Jordan	1	3-5	1-3	0-0	1	1	2	0	7	2	0	0	14
35	Clarke, Kyle	1	1-2	0-2	0-0	2	2	0	4	3	1	0	0	7
36	Team	1	1	1	1	1	1	1	1	1	1	1	1	1
	Totals	16	61-95	9-27	2-5	13	24	37	15	73	23	7	3	8120

FG % 1st Half: 16-33	48.5%	2nd half: 15-32	46.9%	Game: 31-65	47.7%	Deadball Rebound
3FG % 1st Half: 5-13	38.5%	2nd half: 4-14	28.6%	Game: 9-27	33.3%	
FT % 1st Half: 1-1	100.0	2nd half: 1-4	25.0%	Game: 2-5	40.0%	

Officials: Tony Padilla, Larry Spaulding, Chris Rastatter
Technical fouls: WKU-None. Saint Mary's (CA)-None.
Attendance: 2581

Score by periods	1st	2nd	Total
WKU	24	27	51
Saint Mary's (CA)	38	35	73

Last FG - WKU 2nd-00:10, SMC 2nd-01:07.
Largest lead - WKU None, SMC by 26 2nd-12:30.
WKU led for 00:00, SMC led for 39:19. Game was tied for 00:41.

Dec. 17, 2016
DET 85
WKU 79



Official Basketball Box Score -- Game Totals -- Final Statistics
Western Kentucky vs Detroit Mercy
12/17/16 2:00 PM at Calihan Hall - Detroit, Mich.

**Western Kentucky 79 • 4-7**

#	Player	Total	3-Ptr			Rebounds			PF			A	T	Bk	Stl	Min
		FG	FGA	FG%	FTA	FT%	Off	Def	Tot							
22	JOHNSON, Justin	6	11	0-1	3-4		4	10	14	2	15	1	2	2	1	32
23	WARD, Tobias	1	3	0-3	3-3		1	1	2	3	2	1	0	0	0	18
25	LOMABA, Justin	5	9	1-2	0-0		2	1	3	2	11	5	4	0	2	37
27	THOMAS, Pancake	0	4	1-2	3-9	0-0	1	2	3	2	11	6	2	0	0	40
32	JOHNSON, Joe	7	16	5-10	2-2		2	4	6	2	21	1	2	0	0	31
33	MCHEE, Jabari	2	10	1-5	0-0		0	2	2	1	10	1	0	0	0	19
34	LAWSON, Ben	3	5	0-0	3-3		1	2	3	1	9	1	0	0	0	17
42	WATERS, Anton	0	1	0-0	0-0		0	1	1	1	0	1	1	0	0	8
43	LEAHY, Marty	1	1	1-1	1-1		0	2	2	3	1	0	0	0	0	9
	Totals	30	62	10-26	9-12		12	25	37	14	79	16	5	3	200	
		1st Half: 15-32 46.9%		2nd Half: 15-30 50.0%		Game: 30-62 48.4%		3FG 1st Half: 8-17 47.1%		3FG 2nd Half: 7-18 38.9%		3FG Game: 10-26 38.5%		Deadball Rebounds		
		FT 1st Half: 2-2 100.0%		FT 2nd Half: 3-3 100.0%		FT Game: 5-5 100.0%		Reb 1st Half: 10-14 71.4%		Reb 2nd Half: 11-21 52.4%		Reb Game: 21-35 60.0%				

Detroit Mercy 85 • 2-9

Detroit Mercy 85 • 2-9

[illegible]

Officials: Lamont Simpson, John Floyd, Edward Phillips
Technical fouls: Western Kentucky-None. Detroit Mercy-None.
Attendance: 1027

Score by periods	1st	2nd	Total
Western Kentucky	40	39	79
Detroit Mercy	38	47	85

Last FG - WKU 2nd-00:17, DETMERCY 2nd-00:09.
Largest lead - WKU by 6 1st-12:45, DETMERCY by 9 2nd-03:28.
WKU led for 13:56. DETMERCY led for 19:31. Game was tied for 06:26.

OVERALL SEASON STATISTICS

RECORD:	OVERALL	HOME	AWAY	NEUTRAL
ALL GAMES	4-7	3-0	1-6	0-1
CONFERENCE	0-0	0-0	0-0	0-0
NON-CONFERENCE	4-7	3-0	1-6	0-1

##	Player	gp-gs	min	avg	Total		3-Point		F-Throw		Rebounds											
					fg-fga	fg%	3fg-fga	3fg%	ft-fa	ft%	off	def	tot	avg	pf	dq	a	to	blk	stl	pts	avg
32	JOHNSON, Que	11-11	359	32.6	55-129	.426	25-65	.385	27-37	.730	8	49	57	5.2	24	0	14	25	4	13	162	14.7
23	JOHNSON, Justin	11-11	335	30.5	48-104	.462	9-18	.500	37-54	.685	23	77	100	9.1	19	0	21	19	9	3	142	12.9
12	THOMAS, Pancake	11-11	393	35.7	42-119	.353	17-53	.321	25-31	.806	7	28	35	3.2	12	0	23	16	0	10	126	11.5
05	LOMOMBA, Junior	11-11	334	30.4	24-67	.358	6-19	.316	28-36	.778	2	22	24	2.2	23	2	38	36	1	7	82	7.5
42	WATERS, Anton	11-0	179	16.3	26-53	.491	1-4	.250	12-23	.522	21	39	60	5.5	22	0	2	15	4	3	65	5.9
14	LAWSON, Ben	11-7	196	17.8	23-41	.561	0-1	.000	17-25	.680	11	32	43	3.9	18	0	1	13	23	3	63	5.7
00	MCGHEE, Jabari	3-0	27	9.0	5-8	.625	0-0	.000	4-7	.571	3	4	7	2.3	6	0	0	2	2	2	14	4.7
01	HOWARD, Tobias	11-4	179	16.3	13-33	.394	6-21	.286	6-6	1.000	6	10	16	1.5	12	0	13	11	1	5	38	3.5
43	LEAHY, Marty	11-0	104	9.5	7-14	.500	5-8	.625	6-7	.857	2	9	11	1.0	11	0	4	5	0	2	25	2.3
24	CARMICHAEL, Willie	1-0	4	4.0	0-1	.000	0-1	.000	2-2	1.000	0	2	2	2.0	0	0	0	1	0	0	2	2.0
03	PARRIS, Damari	8-0	80	10.0	4-19	.211	0-3	.000	2-2	1.000	2	5	7	0.9	8	0	7	7	0	3	10	1.3
21	STAJKOVSKI, Marko	2-0	3	1.5	0-0	.000	0-0	.000	0-0	.000	0	1	1	0.5	0	0	0	0	0	0	0	0.0
15	MILLER, Tyler	5-0	7	1.4	0-0	.000	0-0	.000	0-0	.000	0	0	0	0.0	0	0	1	0	0	1	0	0.0
Team											5	19	24					2				
Total.....		11	2200		247-588	.420	69-193	.358	166-230	.722	90	297	387	35.2	155	2	124	152	44	52	729	66.3
Opponents.....		11	2200		297-678	.438	101-274	.369	95-144	.660	114	287	401	36.5	205	-	152	128	34	76	790	71.8

TEAM STATISTICS	WKU	OPP
SCORING	729	790
Points per game	66.3	71.8
Scoring margin	-5.5	-
FIELD GOALS-ATT	247-588	297-678
Field goal pct	.420	.438
3 POINT FG-ATT	69-193	101-274
3-point FG pct	.358	.369
3-pt FG made per game	6.3	9.2
FREE THROWS-ATT	166-230	95-144
Free throw pct	.722	.660
F-Throws made per game	15.1	8.6
REBOUNDS	387	401
Rebounds per game	35.2	36.5
Rebounding margin	-1.3	-
ASSISTS	124	152
Assists per game	11.3	13.8
TURNOVERS	152	128
Turnovers per game	13.8	11.6
Turnover margin	-2.2	-
Assist/turnover ratio	0.8	1.2
STEALS	52	76
Steals per game	4.7	6.9
BLOCKS	44	34
Blocks per game	4.0	3.1
ATTENDANCE	12126	39144
Home games-Avg/Game	3-4042	7-4190
Neutral site-Avg/Game	-	1-9815

Date	Opponent		Score	Att.
11/12/16	ALABAMA STATE	W	79-66	4149
11/16/16	JACKSONVILLE STATE	W	74-67	4226
11/19/16	at Belmont	L	69-90	3619
11/22/16	NORTH CAROLINA A&T	W	77-56	3751
11/25/16	vs Washington	L	47-86	9815
11/26/16	at UNLV	L	61-71	8810
11/30/16	at Eastern Kentucky	L	59-78	5400
12-3-16	at Mizzou	L	56-59	4547
12-11-16	at Indiana State	W	77-59	3345
12/14/16	at Saint Mary's (CA)	L	51-73	2581
12/17/16	at Detroit Mercy	L	79-85	1027

* - Conference game

Score by Periods	1st	2nd	Totals
WKU	359	370	729
Opponents	365	425	790

WKU MBB: Postgame Materials – WKU 67, Ohio 66, Dec. 21, 2016

Please find attached and below postgame materials from WKU's 67-66 win over Ohio at E.A. Diddle Arena.

Postgame notes and select quotes are attached as PDFs, while links to postgame video with **head coach Rick Stansbury, redshirt sophomore forward Jabari McGhee and freshman guard Damari Parris** are available below.

Video: Head coach Rick Stansbury — <https://youtu.be/UeBcxqLCDIc>

Video: Damari Parris and Jabari McGhee — https://youtu.be/D6xHrtG_K9I

HILLTOPPER

B A S K E T B A L L

WKU Hilltoppers vs. Ohio Bobcats

Postgame Notes

Dec. 21, 2016

E.A. Diddle Arena, Bowling Green, Ky.

FINAL SCORE: WKU 67, Ohio 66

RECORDS AND NOTABLES

- WKU improves to 5-7 on the season, while Ohio falls to 7-3 on the 2016-17 campaign.
 - The Hilltoppers are now 4-0 on the year at home.
- WKU leads the all-time series against Ohio 4-1.
- WKU is 53-15 (.779) at E.A. Diddle Arena over the last four-plus seasons after going 28-17 (.614) in the three seasons prior. The Hilltoppers are 577-162 all-time at Diddle Arena for a .780 winning percentage.
- The Hilltoppers have won 13 straight nonconference home games dating back to a loss to fourth-ranked Louisville on Dec. 20, 2014.
- **UP NEXT:** The Hilltoppers host Austin Peay at 7 p.m. (CT) next Wednesday before they hit the road to the Sunshine State to start conference play. The game will be televised nationally on Fox College Sports, regionally on WKU PBS and in Louisville on WBNA via the Hilltopper Sports Satellite Network.

TEAM NOTES

- WKU used the starting lineup of Junior Lomomba, Pancake Thomas, Que Johnson, Justin Johnson and Ben Lawson for the eighth time this year.
- **KEY FIRST HALF RUN:** With Ohio scoring the first 14 points of the game and then WKU being down 21-4 at the 10:50 mark, the Hilltoppers rallied on a 14-0 run over a three-minute span to cut the lead to three (21-18).
- **KEY SECOND HALF RUN:** Ohio played with a nine-point lead (52-43) at the 14:48 mark, but WKU got hot and had a key push by going on an 8-0 run to cut the deficit to one point (52-51).
- WKU shot 39 percent for the game (23-for-59), 17 percent from 3-point range (3-for-18) and 66.7 percent from the free-throw line (18-for-27).
- WKU has made a 3-pointer in 918 straight games dating back to March 15, 1987.

- The Hilltoppers tallied a 19-point differential for bench points (23-4).
- WKU held Ohio to zero second-chance points – a season-best.
- WKU took the lead for the first time of the game at the 9:49 mark in the second half on an Anton Waters jump shot.
- The Hilltoppers held Ohio's bench to just four points – the second-lowest total on the year for the Bobcats. (0 points vs. Georgia Tech on Nov. 18)

INDIVIDUAL NOTES

QUE JOHNSON

- Johnson posted eight points and eight rebounds.
 - The grad transfer eclipsed 1,000 points in his career on a free throw in the first half.

JUSTIN JOHNSON

- The junior racked up 15 points, nine rebounds and two blocks.
 - Johnson also had two blocks, making it the third time this year that he has done so.

PANCAKE THOMAS

- Thomas tallied 15 points, three rebounds, two assists and a season-best three steals.

DAMARI PARRIS

- The freshman posted a career high of 14 points, including 11 points in the first half.
 - Parris also logged a career high in minutes at 28 and hit the game-winning free throw.

JABARI MCGHEE

- The redshirt sophomore pulled down a career-high 14 rebounds, while also adding seven points.
 - McGhee's 14 rebounds also tie a season high for WKU, previously set by Justin Johnson versus Detroit on Dec. 17.



Official Basketball Box Score -- Game Totals -- Final Statistics
Ohio vs WKU
12/21/16 8 p.m. CT at Bowling Green, Ky. (E.A. Diddle Arena)



Ohio 66 • 7-3

##	Player		Total	3-Ptr	FT-FTA	Rebounds			PF	TP	A	TO	Blk	Stl	Min
			FG-FGA	FG-FGA		Off	Def	Tot							
13	KAMINSKI, Kenny	f	9-19	6-14	3-5	0	1	1	3	27	0	2	0	1	35
33	CAMPBELL, Antonio	f	6-12	0-3	0-0	1	9	10	4	12	0	1	1	1	22
02	SIMMONS, Jaaron	g	5-12	0-3	1-2	0	6	6	2	11	11	2	0	3	39
22	BLOCK, Gavin	g	3-3	1-1	2-2	0	5	5	3	9	0	3	0	1	31
35	DARTIS, Jordan	g	1-8	1-7	0-0	0	5	5	2	3	3	1	0	0	36
01	CARTER, Jason		0-2	0-1	0-0	1	0	1	2	0	0	0	0	0	5
23	CULVER, Rodney		0-1	0-0	2-2	0	1	1	2	2	1	1	0	0	13
24	LASTER, Mike		0-1	0-0	0-0	0	0	0	0	0	0	1	0	0	3
45	TAYLOR, Doug		1-3	0-0	0-3	2	4	6	2	2	0	0	1	0	16
Team						1	0	1							
Totals			25-61	8-29	8-14	5	31	36	20	66	15	11	2	6	200

FG % 1st Half: 14-33 42.4% 2nd half: 11-28 39.3% Game: 25-61 41.0%
3FG % 1st Half: 4-15 26.7% 2nd half: 4-14 28.6% Game: 8-29 27.6%
FT % 1st Half: 3-6 50.0% 2nd half: 5-8 62.5% Game: 8-14 57.1%

Deadball
Rebounds
1

WKU 67 • 5-7

##	Player		Total	3-Ptr	Rebounds			PF	TP	A	TO	Blk	Stl	Min	
			FG-FGA	FG-FGA	FT-FTA	Off	Def								Tot
14	LAWSON, Ben	f	1-5	0-0	2-2	2	0	2	3	4	0	1	0	0	13
23	JOHNSON, Justin	f	5-9	0-2	5-7	1	8	9	3	15	0	1	2	0	24
05	LOMOMBA, Junior	g	1-5	0-2	0-0	0	1	1	2	2	1	2	0	0	13
12	THOMAS, Pancake	g	5-9	1-3	4-4	0	3	3	1	15	2	2	0	3	34
32	JOHNSON, Que	g	2-10	1-6	3-7	0	8	8	1	8	3	3	0	0	31
00	MCGHEE, Jabari		3-6	0-0	1-2	3	11	14	2	7	0	1	0	0	27
03	PARRIS, Damari		5-7	1-2	3-4	1	1	2	2	14	0	1	1	0	28
24	CARMICHAEL, Willie		0-2	0-1	0-0	0	0	0	0	0	0	1	0	0	6
42	WATERS, Anton		1-3	0-0	0-1	1	1	2	1	2	0	0	0	0	12
43	LEAHY, Marty		0-3	0-2	0-0	0	1	1	2	0	0	0	0	0	12
Team						0	2	2							
Totals			23-59	3-18	18-27	8	36	44	17	67	6	12	3	3	200

FG % 1st Half: 10-34 29.4% 2nd half: 13-25 52.0% Game: 23-59 39.0%
3FG % 1st Half: 2-12 16.7% 2nd half: 1-6 16.7% Game: 3-18 16.7%
FT % 1st Half: 11-12 91.7% 2nd half: 7-15 46.7% Game: 18-27 66.7%

Deadball
Rebounds
6

Officials: Kevin Mathis, Bill Jacobson, Olandis Poole
Technical fouls: Ohio-None. WKU-TEAM.
Attendance: 2746

Score by periods	1st	2nd	Total
Ohio	35	31	66
WKU	33	34	67

	In	Off	2nd	Fast	
Points	Paint	T/O	Chance	Break	Bench
OHIO	26	19	0	10	4
WKU	32	9	6	11	23

Last FG - OHIO 2nd-04:34, WKU 2nd-03:40.
Largest lead - OHIO by 17 1st-10:50, WKU by 2 2nd-05:48.
OHIO led for 31:40. WKU led for 01:07. Game was tied for 07:13.

Score tied - 7 times.
Lead changed - 7 times.



Ohio vs WKU

12/21/16 8 p.m. CT at Bowling Green, Ky. (E.A. Diddle Arena)



1st PERIOD Play-by-Play (Page 1)

Time	Score	Margin	HOME/VISITOR	Time	Score	Margin	HOME/VISITOR
19:42			MISSED 3 PTR by JOHNSON, Justin	13:31	4-14	V 10	GOOD! LAYUP by JOHNSON, Que [PNT]
19:42			REBOUND (DEF) by BLOCK, Gavin	13:17	4-16	V 12	GOOD! LAYUP by TAYLOR, Doug [PNT]
19:21			TURNOVR by BLOCK, Gavin	13:17			ASSIST by CULVER, Rodney
19:00			MISSED LAYUP by LAWSON, Ben	12:59			MISSED 3 PTR by LEAHY, Marty
19:00			REBOUND (DEF) by CAMPBELL, Antonio	12:59			REBOUND (DEF) by SIMMONS, Jaaron
18:32			FOUL by JOHNSON, Que (P1T1)	12:52	4-18	V 14	GOOD! JUMPER by SIMMONS, Jaaron [FB]
18:32	0-1	V 1	GOOD! FT SHOT by BLOCK, Gavin	12:34			FOUL by CULVER, Rodney (P1T4)
18:32	0-2	V 2	GOOD! FT SHOT by BLOCK, Gavin	12:29			MISSED JUMPER by JOHNSON, Que
18:11			MISSED 3 PTR by LOMOMBA, Junior	12:29			REBOUND (DEF) by SIMMONS, Jaaron
18:11			REBOUND (OFF) by JOHNSON, Justin	12:20			MISSED 3 PTR by DARTIS, Jordan
18:11			FOUL by CAMPBELL, Antonio (P1T1)	12:20			REBOUND (DEF) by MCGHEE, Jabari
18:07			MISSED JUMPER by JOHNSON, Que	12:06			MISSED LAYUP by WATERS, Anton
18:07			REBOUND (DEF) by CAMPBELL, Antonio	12:06			REBOUND (DEF) by TAYLOR, Doug
17:47	0-4	V 4	GOOD! JUMPER by CAMPBELL, Antonio [PNT]	11:58			MISSED JUMPER by SIMMONS, Jaaron
17:33			MISSED 3 PTR by LOMOMBA, Junior	11:58			REBOUND (OFF) by CARTER, Jason
17:33			REBOUND (DEF) by CAMPBELL, Antonio	11:50			MISSED 3 PTR by SIMMONS, Jaaron
17:21			MISSED 3 PTR by KAMINSKI, Kenny	11:50			REBOUND (DEF) by WATERS, Anton
17:21			REBOUND (DEF) by JOHNSON, Que	11:30			MISSED JUMPER by LEAHY, Marty
17:08			MISSED JUMPER by THOMAS, Pancake	11:30			REBOUND (DEF) by SIMMONS, Jaaron
17:08			REBOUND (DEF) by SIMMONS, Jaaron	11:10			MISSED 3 PTR by CARTER, Jason
17:00			MISSED 3 PTR by DARTIS, Jordan	11:10			REBOUND (DEF) by LEAHY, Marty
17:00			REBOUND (DEF) by JOHNSON, Que	11:08			TIMEOUT MEDIA
16:46			MISSED 3 PTR by JOHNSON, Que	11:08			FOUL by TAYLOR, Doug (P1T5)
16:46			REBOUND (DEF) by BLOCK, Gavin	11:08			SUB IN : BLOCK, Gavin
16:37			MISSED 3 PTR by CAMPBELL, Antonio	11:08			SUB IN : KAMINSKI, Kenny
16:37			REBOUND (DEF) by JOHNSON, Justin	11:08			SUB IN : CAMPBELL, Antonio
16:29			TURNOVR by JOHNSON, Que	11:08			SUB IN : LASTER, Mike
16:19	0-6	V 6	GOOD! JUMPER by SIMMONS, Jaaron	11:08			SUB OUT: TAYLOR, Doug
16:01			MISSED 3 PTR by JOHNSON, Que	11:08			SUB OUT: CULVER, Rodney
16:01			REBOUND (DEF) by SIMMONS, Jaaron	11:08			SUB OUT: CARTER, Jason
15:53	0-8	V 8	GOOD! LAYUP by BLOCK, Gavin [FB/PNT]	11:08			SUB OUT: DARTIS, Jordan
15:53			ASSIST by SIMMONS, Jaaron	11:08			SUB IN : LAWSON, Ben
15:52			TIMEOUT 30sec	11:08			SUB IN : THOMAS, Pancake
15:52			TIMEOUT media	11:08			SUB IN : LOMOMBA, Junior
15:52			SUB IN : CULVER, Rodney	11:08			SUB OUT: LEAHY, Marty
15:52			SUB OUT: BLOCK, Gavin	11:08			SUB OUT: PARRIS, Damari
15:52			SUB IN : LEAHY, Marty	11:08			SUB OUT: WATERS, Anton
15:52			SUB IN : WATERS, Anton	10:57			FOUL by LOMOMBA, Junior (P2T4)
15:52			SUB OUT: LAWSON, Ben	10:57			TURNOVR by LOMOMBA, Junior
15:52			SUB OUT: JOHNSON, Que	10:50	4-21	V 17	GOOD! 3 PTR by KAMINSKI, Kenny
15:28			MISSED JUMPER by THOMAS, Pancake	10:50			ASSIST by SIMMONS, Jaaron
15:28			REBOUND (DEF) by DARTIS, Jordan	10:33			MISSED JUMPER by LOMOMBA, Junior
15:16	0-11	V 11	GOOD! 3 PTR by DARTIS, Jordan	10:33			REBOUND (OFF) by MCGHEE, Jabari
15:16			ASSIST by SIMMONS, Jaaron	10:29			MISSED JUMPER by MCGHEE, Jabari
15:06			FOUL by LOMOMBA, Junior (P1T2)	10:29			REBOUND (OFF) by LAWSON, Ben
15:06			TURNOVR by LOMOMBA, Junior	10:28			FOUL by CAMPBELL, Antonio (P2T6)
14:53			TURNOVR by KAMINSKI, Kenny	10:28	5-21	V 16	GOOD! FT SHOT by LAWSON, Ben
14:52			STEAL by THOMAS, Pancake	10:28	6-21	V 15	GOOD! FT SHOT by LAWSON, Ben
14:50			TURNOVR by THOMAS, Pancake	10:28			SUB IN : TAYLOR, Doug
14:49			STEAL by SIMMONS, Jaaron	10:28			SUB OUT: CAMPBELL, Antonio
14:46	0-13	V 13	GOOD! LAYUP by KAMINSKI, Kenny [FB/PNT]	10:28			SUB IN : JOHNSON, Justin
14:46			ASSIST by SIMMONS, Jaaron	10:28			SUB IN : PARRIS, Damari
14:46			FOUL by JOHNSON, Justin (P1T3)	10:28			SUB OUT: LAWSON, Ben
14:44	0-14	V 14	GOOD! FT SHOT by KAMINSKI, Kenny	10:28			SUB OUT: LOMOMBA, Junior
14:44			SUB IN : TAYLOR, Doug	10:20			MISSED LAYUP by TAYLOR, Doug
14:44			SUB OUT: CAMPBELL, Antonio	10:19			BLOCK by JOHNSON, Justin
14:44			SUB IN : PARRIS, Damari	10:17			REBOUND (OFF) by TAYLOR, Doug
14:44			SUB IN : MCGHEE, Jabari	10:09			MISSED JUMPER by LASTER, Mike
14:44			SUB OUT: JOHNSON, Justin	10:08			REBOUND (DEF) by JOHNSON, Justin
14:44			SUB OUT: LOMOMBA, Junior	10:07			FOUL by TAYLOR, Doug (P2T7)
14:27	2-14	V 12	GOOD! LAYUP by MCGHEE, Jabari [PNT]	10:07	7-21	V 14	GOOD! FT SHOT by JOHNSON, Justin
14:10			MISSED 3 PTR by SIMMONS, Jaaron	10:07	8-21	V 13	GOOD! FT SHOT by JOHNSON, Justin
14:10			REBOUND (DEF) by MCGHEE, Jabari	10:07			SUB IN : CARTER, Jason
13:51			FOUL by KAMINSKI, Kenny (P1T2)	10:07			SUB OUT: TAYLOR, Doug
13:51			SUB IN : CARTER, Jason	09:51			TURNOVR by LASTER, Mike
13:51			SUB OUT: KAMINSKI, Kenny	09:44	11-21	V 10	GOOD! 3 PTR by PARRIS, Damari
13:51			SUB IN : JOHNSON, Que	09:44			ASSIST by JOHNSON, Que
13:51			SUB OUT: THOMAS, Pancake	09:28			TURNOVR by KAMINSKI, Kenny
13:39			FOUL by CARTER, Jason (P1T3)	09:28			SUB IN : DARTIS, Jordan
				09:28			SUB OUT: LASTER, Mike
				09:12			MISSED LAYUP by JOHNSON, Justin



Ohio vs WKU

12/21/16 8 p.m. CT at Bowling Green, Ky. (E.A. Diddle Arena)



1st PERIOD Play-by-Play (Page 2)

Time	Score	Margin	HOME/VISITOR	Time	Score	Margin	HOME/VISITOR
09:12			REBOUND (OFF) by MCGHEE, Jabari	02:57	27-31	V 4	GOOD! JUMPER by LAWSON, Ben [PNT]
09:07			MISSED JUMPER by MCGHEE, Jabari	02:42	27-33	V 6	GOOD! JUMPER by KAMINSKI, Kenny
09:07			REBOUND (OFF) by MCGHEE, Jabari	02:24			MISSED JUMPER by LAWSON, Ben
09:06			MISSED JUMPER by MCGHEE, Jabari	02:24			REBOUND (OFF) by LAWSON, Ben
09:06			REBOUND (DEF) by BLOCK, Gavin	02:12			MISSED JUMPER by PARRIS, Damari
08:59			MISSED 3 PTR by DARTIS, Jordan	02:12			REBOUND (DEF) by DARTIS, Jordan
08:59			REBOUND (DEF) by JOHNSON, Justin	01:49			MISSED JUMPER by CAMPBELL, Antonio
08:46			FOUL by SIMMONS, Jaaron (P1T8)	01:49			REBOUND (DEF) by JOHNSON, Que
08:46	12-21	V 9	GOOD! FT SHOT by THOMAS, Pancake	01:48			TURNOVR by JOHNSON, Que
08:46	13-21	V 8	GOOD! FT SHOT by THOMAS, Pancake	01:48			SUB IN : CULVER, Rodney
08:46			SUB IN : LEAHY, Marty	01:48			SUB OUT: KAMINSKI, Kenny
08:46			SUB OUT: MCGHEE, Jabari	01:48			SUB IN : LEAHY, Marty
08:29			MISSED JUMPER by CARTER, Jason	01:48			SUB OUT: MCGHEE, Jabari
08:29			REBOUND (DEF) by JOHNSON, Justin	01:43	27-35	V 8	GOOD! JUMPER by CAMPBELL, Antonio [PNT]
08:12	15-21	V 6	GOOD! LAYUP by JOHNSON, Justin [PNT]	01:32			FOUL by SIMMONS, Jaaron (P2T10)
08:12			ASSIST by JOHNSON, Que	01:32	28-35	V 7	GOOD! FT SHOT by PARRIS, Damari
08:12			FOUL by CARTER, Jason (P2T9)	01:32	29-35	V 6	GOOD! FT SHOT by PARRIS, Damari
08:12	16-21	V 5	GOOD! FT SHOT by JOHNSON, Justin	01:32			SUB IN : LASTER, Mike
08:12			SUB IN : CAMPBELL, Antonio	01:32			SUB IN : TAYLOR, Doug
08:12			SUB OUT: CARTER, Jason	01:32			SUB OUT: CAMPBELL, Antonio
08:12			SUB IN : CARMICHAEL, Willie	01:32			SUB OUT: SIMMONS, Jaaron
08:12			SUB OUT: JOHNSON, Que	01:24			MISSED 3 PTR by DARTIS, Jordan
07:53			MISSED JUMPER by CAMPBELL, Antonio	01:24			REBOUND (OFF) by TAYLOR, Doug
07:53			REBOUND (DEF) by JOHNSON, Justin	01:20			FOUL by LAWSON, Ben (P1T7)
07:46	18-21	V 3	GOOD! JUMPER by PARRIS, Damari [FB]	01:20			MISSED FT SHOT by TAYLOR, Doug
07:33	18-23	V 5	GOOD! JUMPER by SIMMONS, Jaaron	01:20			REBOUND (DEF) by JOHNSON, Que
06:58			TURNOVR by JOHNSON, Justin	01:09			MISSED 3 PTR by LEAHY, Marty
06:56			STEAL by KAMINSKI, Kenny	01:09			REBOUND (OFF) by PARRIS, Damari
06:46	18-25	V 7	GOOD! JUMPER by CAMPBELL, Antonio [PNT]	01:04	31-35	V 4	GOOD! TIP-IN by PARRIS, Damari [PNT]
06:46			ASSIST by SIMMONS, Jaaron	00:55			TURNOVR by CULVER, Rodney
06:30			TURNOVR by CARMICHAEL, Willie	00:40			FOUL by CULVER, Rodney (P2T11)
06:29			STEAL by CAMPBELL, Antonio	00:40			MISSED FT SHOT by JOHNSON, Que
06:27			TURNOVR by CAMPBELL, Antonio	00:40			REBOUND (OFF) by (DEADBALL)
06:27			TIMEOUT media	00:40	32-35	V 3	GOOD! FT SHOT by JOHNSON, Que
06:27			SUB IN : TAYLOR, Doug	00:40	33-35	V 2	GOOD! FT SHOT by JOHNSON, Que
06:27			SUB OUT: CAMPBELL, Antonio	00:40			SUB IN : MCGHEE, Jabari
06:27			SUB IN : JOHNSON, Que	00:40			SUB OUT: LEAHY, Marty
06:27			SUB IN : MCGHEE, Jabari	00:23			MISSED 3 PTR by DARTIS, Jordan
06:27			SUB OUT: LEAHY, Marty	00:23			REBOUND (DEF) by MCGHEE, Jabari
06:27			SUB OUT: CARMICHAEL, Willie	00:06			MISSED 3 PTR by JOHNSON, Que
06:13			MISSED 3 PTR by PARRIS, Damari	00:06			REBOUND (DEF) by BLOCK, Gavin
06:13			REBOUND (DEF) by TAYLOR, Doug				
05:53			MISSED 3 PTR by KAMINSKI, Kenny				
05:53			REBOUND (DEF) by JOHNSON, Justin				
05:44	20-25	V 5	GOOD! JUMPER by PARRIS, Damari [FB/PNT]				
05:11			MISSED JUMPER by SIMMONS, Jaaron				
05:11			REBOUND (DEF) by MCGHEE, Jabari				
05:06	23-25	V 2	GOOD! 3 PTR by THOMAS, Pancake [FB]				
05:06			ASSIST by JOHNSON, Que				
04:38			MISSED JUMPER by TAYLOR, Doug				
04:38			REBOUND (DEF) by MCGHEE, Jabari				
04:30			MISSED 3 PTR by JOHNSON, Que				
04:30			REBOUND (DEF) by SIMMONS, Jaaron				
04:22			FOUL by JOHNSON, Justin (P2T5)				
04:22			TIMEOUT 30sec				
04:22			TIMEOUT media				
04:22			MISSED FT SHOT by TAYLOR, Doug				
04:22			REBOUND (OFF) by (DEADBALL)				
04:22			MISSED FT SHOT by TAYLOR, Doug				
04:22			REBOUND (DEF) by MCGHEE, Jabari				
04:22			SUB IN : LAWSON, Ben				
04:22			SUB OUT: JOHNSON, Justin				
04:09	25-25	T 1	GOOD! LAYUP by MCGHEE, Jabari [PNT]				
03:48	25-28	V 3	GOOD! 3 PTR by BLOCK, Gavin				
03:48			ASSIST by SIMMONS, Jaaron				
03:34			FOUL by PARRIS, Damari (P1T6)				
03:34			TURNOVR by PARRIS, Damari				
03:34			SUB IN : CAMPBELL, Antonio				
03:34			SUB OUT: TAYLOR, Doug				
03:15	25-31	V 6	GOOD! 3 PTR by KAMINSKI, Kenny				

	In	Off	2nd	Fast	
1st period-only	Paint	T/O	Chance	Break	Bench
Ohio	12	15	0	6	2
WKU	14	5	4	7	15



Ohio vs WKU

12/21/16 8 p.m. CT at Bowling Green, Ky. (E.A. Diddle Arena)



2nd PERIOD Play-by-Play (Page 1)

Time	Score	Margin	HOME/VISITOR	Time	Score	Margin	HOME/VISITOR
19:36			MISSED JUMPER by LAWSON, Ben	12:48			MISSED JUMPER by KAMINSKI, Kenny
19:36			REBOUND (DEF) by CAMPBELL, Antonio	12:47			REBOUND (DEF) by THOMAS, Pancake
19:36			FOUL by JOHNSON, Justin (P3T1)	12:42			MISSED LAYUP by WATERS, Anton
19:24			MISSED 3 PTR by KAMINSKI, Kenny	12:42			REBOUND (DEF) by DARTIS, Jordan
19:24			REBOUND (DEF) by THOMAS, Pancake	12:20			MISSED 3 PTR by CAMPBELL, Antonio
19:12			FOUL by CAMPBELL, Antonio (P3T1)	12:20			REBOUND (DEF) by MCGHEE, Jabari
19:12	34-35	V 1	GOOD! FT SHOT by JOHNSON, Justin	12:06	49-52	V 3	GOOD! LAYUP by THOMAS, Pancake [PNT]
19:12			MISSED FT SHOT by JOHNSON, Justin	11:43			TURNOVR by SIMMONS, Jaaron
19:12			REBOUND (DEF) by DARTIS, Jordan	11:42			STEAL by THOMAS, Pancake
19:12			SUB IN : TAYLOR, Doug	11:40	51-52	V 1	GOOD! DUNK by THOMAS, Pancake [FB/PNT]
19:12			SUB OUT: CAMPBELL, Antonio	11:27			FOUL by LEAHY, Marty (P2T7)
19:02			MISSED 3 PTR by KAMINSKI, Kenny	11:27			TIMEOUT MEDIA
19:02			REBOUND (DEF) by JOHNSON, Que	11:27	51-53	V 2	GOOD! FT SHOT by CULVER, Rodney
18:56			MISSED 3 PTR by THOMAS, Pancake	11:27	51-54	V 3	GOOD! FT SHOT by CULVER, Rodney
18:56			REBOUND (DEF) by BLOCK, Gavin	11:27			SUB IN : TAYLOR, Doug
18:46	34-38	V 4	GOOD! 3 PTR by KAMINSKI, Kenny	11:27			SUB IN : BLOCK, Gavin
18:46			ASSIST by DARTIS, Jordan	11:27			SUB IN : CARTER, Jason
18:37			FOUL by LAWSON, Ben (P2T2)	11:27			SUB OUT: CAMPBELL, Antonio
18:37			TURNOVR by LAWSON, Ben	11:27			SUB OUT: KAMINSKI, Kenny
18:14	34-40	V 6	GOOD! JUMPER by KAMINSKI, Kenny [PNT]	11:27			SUB OUT: DARTIS, Jordan
17:58	36-40	V 4	GOOD! LAYUP by JOHNSON, Justin [PNT]	11:15	53-54	V 1	GOOD! LAYUP by MCGHEE, Jabari [PNT]
17:58			ASSIST by THOMAS, Pancake	11:15			ASSIST by THOMAS, Pancake
17:36			FOUL by LAWSON, Ben (P3T3)	11:02			TURNOVR by BLOCK, Gavin
17:21	36-43	V 7	GOOD! 3 PTR by KAMINSKI, Kenny	11:01			STEAL by THOMAS, Pancake
17:21			ASSIST by SIMMONS, Jaaron	10:59			FOUL by BLOCK, Gavin (P1T3)
17:04	38-43	V 5	GOOD! DUNK by JOHNSON, Justin [PNT]	10:59			MISSED FT SHOT by WATERS, Anton
17:04			ASSIST by LOMOMBA, Junior	10:59			REBOUND (OFF) by (DEADBALL)
16:48	38-46	V 8	GOOD! 3 PTR by KAMINSKI, Kenny	10:59			SUB IN : DARTIS, Jordan
16:48			ASSIST by DARTIS, Jordan	10:59			SUB IN : KAMINSKI, Kenny
16:25	41-46	V 5	GOOD! 3 PTR by JOHNSON, Que	10:59			SUB IN : CAMPBELL, Antonio
16:08	41-48	V 7	GOOD! JUMPER by SIMMONS, Jaaron [PNT]	10:59			SUB OUT: TAYLOR, Doug
15:43			MISSED JUMPER by LAWSON, Ben	10:59			SUB OUT: CULVER, Rodney
15:43			BLOCK by TAYLOR, Doug	10:59			SUB OUT: CARTER, Jason
15:43			REBOUND (DEF) by TAYLOR, Doug	10:59			SUB IN : JOHNSON, Que
15:43			TIMEOUT MEDIA	10:59			SUB OUT: THOMAS, Pancake
15:43			SUB IN : CAMPBELL, Antonio	10:34			MISSED JUMPER by SIMMONS, Jaaron
15:43			SUB OUT: TAYLOR, Doug	10:33			REBOUND (OFF) by (TEAM)
15:43			SUB IN : WATERS, Anton	10:16			MISSED 3 PTR by CAMPBELL, Antonio
15:43			SUB IN : MCGHEE, Jabari	10:16			REBOUND (DEF) by JOHNSON, Que
15:43			SUB OUT: LAWSON, Ben	09:49	55-54	H 1	GOOD! JUMPER by WATERS, Anton
15:43			SUB OUT: JOHNSON, Justin	09:25	55-56	V 1	GOOD! LAYUP by CAMPBELL, Antonio [PNT]
15:36	41-50	V 9	GOOD! LAYUP by CAMPBELL, Antonio [PNT]	09:25			ASSIST by SIMMONS, Jaaron
15:36			ASSIST by SIMMONS, Jaaron	09:12			FOUL by CAMPBELL, Antonio (P4T4)
15:09			FOUL by DARTIS, Jordan (P1T2)	09:12			MISSED FT SHOT by JOHNSON, Que
15:09			MISSED FT SHOT by JOHNSON, Que	09:12			REBOUND (OFF) by (DEADBALL)
15:09			REBOUND (OFF) by (DEADBALL)	09:12	56-56	T 2	GOOD! FT SHOT by JOHNSON, Que
15:09			MISSED FT SHOT by JOHNSON, Que	09:12			SUB IN : TAYLOR, Doug
15:09			REBOUND (OFF) by WATERS, Anton	09:12			SUB OUT: CAMPBELL, Antonio
15:01	43-50	V 7	GOOD! JUMPER by THOMAS, Pancake	09:12			SUB IN : JOHNSON, Justin
14:48	43-52	V 9	GOOD! DUNK by CAMPBELL, Antonio [PNT]	09:12			SUB IN : CARMICHAEL, Willie
14:48			ASSIST by SIMMONS, Jaaron	09:12			SUB OUT: WATERS, Anton
14:25			TURNNOVR by THOMAS, Pancake	09:12			SUB OUT: LEAHY, Marty
14:25			STEAL by SIMMONS, Jaaron	08:56			TURNNOVR by DARTIS, Jordan
14:25			FOUL by THOMAS, Pancake (P1T4)	08:39			TURNNOVR by JOHNSON, Que
14:25			SUB IN : CULVER, Rodney	08:38			STEAL by BLOCK, Gavin
14:25			SUB OUT: BLOCK, Gavin	08:35	56-58	V 2	GOOD! LAYUP by BLOCK, Gavin [FB/PNT]
14:17			MISSED 3 PTR by KAMINSKI, Kenny	08:35			ASSIST by DARTIS, Jordan
14:17			REBOUND (OFF) by CAMPBELL, Antonio	08:06			MISSED 3 PTR by JOHNSON, Que
14:11			MISSED JUMPER by CAMPBELL, Antonio	08:06			REBOUND (DEF) by TAYLOR, Doug
14:11			REBOUND (DEF) by LOMOMBA, Junior	07:59			MISSED 3 PTR by DARTIS, Jordan
14:00	45-52	V 7	GOOD! JUMPER by LOMOMBA, Junior [PNT]	07:59			REBOUND (DEF) by PARRIS, Damari
13:40			SUB IN : PARRIS, Damari	07:51			MISSED 3 PTR by CARMICHAEL, Willie
13:40			SUB IN : LEAHY, Marty	07:51			REBOUND (DEF) by DARTIS, Jordan
13:40			SUB OUT: LOMOMBA, Junior	07:35			MISSED JUMPER by DARTIS, Jordan
13:40			SUB OUT: JOHNSON, Que	07:35			REBOUND (DEF) by (TEAM)
13:32			TURNNOVR by SIMMONS, Jaaron	07:34			TIMEOUT MEDIA
13:26	47-52	V 5	GOOD! LAYUP by PARRIS, Damari [FB/PNT]	07:34			SUB IN : CULVER, Rodney
13:19			FOUL by LEAHY, Marty (P1T5)	07:34			SUB OUT: DARTIS, Jordan
13:06			FOUL by WATERS, Anton (P1T6)	07:34			SUB IN : THOMAS, Pancake
				07:34			SUB OUT: JOHNSON, Que
				07:10	58-58	T 3	GOOD! JUMPER by JOHNSON, Justin [PNT]



Ohio vs WKU

12/21/16 8 p.m. CT at Bowling Green, Ky. (E.A. Diddle Arena)



2nd PERIOD Play-by-Play (Page 2)

Time	Score	Margin	HOME/VISITOR	Time	Score	Margin	HOME/VISITOR
06:49			MISSED 3 PTR by KAMINSKI, Kenny	01:08			TIMEOUT 30sec
06:49			REBOUND (DEF) by MCGHEE, Jabari	01:08			SUB IN : BLOCK, Gavin
06:38			FOUL by KAMINSKI, Kenny (P2T5)	01:08			SUB OUT: CULVER, Rodney
06:38			MISSED FT SHOT by MCGHEE, Jabari	01:01			MISSED 3 PTR by KAMINSKI, Kenny
06:38			REBOUND (OFF) by (DEADBALL)	01:01			REBOUND (DEF) by JOHNSON, Justin
06:38	59-58	H 1	GOOD! FT SHOT by MCGHEE, Jabari	00:48			TIMEOUT TEAM
06:29			FOUL by MCGHEE, Jabari (P1T8)	00:48			SUB IN : CULVER, Rodney
06:29	59-59	T 4	GOOD! FT SHOT by KAMINSKI, Kenny	00:48			SUB OUT: BLOCK, Gavin
06:29			MISSED FT SHOT by KAMINSKI, Kenny	00:48			SUB IN : LOMOMBA, Junior
06:29			REBOUND (DEF) by MCGHEE, Jabari	00:48			SUB OUT: MCGHEE, Jabari
06:07			MISSED LAYUP by CARMICHAEL, Willie	00:37			MISSED LAYUP by LOMOMBA, Junior
06:07			REBOUND (DEF) by CULVER, Rodney	00:37			BLOCK by CAMPBELL, Antonio
05:55			MISSED LAYUP by CULVER, Rodney	00:34			REBOUND (DEF) by CAMPBELL, Antonio
05:55			BLOCK by JOHNSON, Justin	00:33			TIMEOUT 30sec
05:53			REBOUND (DEF) by THOMAS, Pancake	00:33			SUB IN : BLOCK, Gavin
05:48			FOUL by BLOCK, Gavin (P2T6)	00:33			SUB OUT: CULVER, Rodney
05:48	60-59	H 1	GOOD! FT SHOT by THOMAS, Pancake	00:33			SUB IN : MCGHEE, Jabari
05:48	61-59	H 2	GOOD! FT SHOT by THOMAS, Pancake	00:33			SUB OUT: LOMOMBA, Junior
05:48			SUB IN : DARTIS, Jordan	00:08			MISSED 3 PTR by KAMINSKI, Kenny
05:48			SUB IN : CAMPBELL, Antonio	00:08			REBOUND (DEF) by (TEAM)
05:48			SUB OUT: CULVER, Rodney	00:06			TIMEOUT 30sec
05:48			SUB OUT: TAYLOR, Doug	00:06			SUB IN : CULVER, Rodney
05:30	61-62	V 1	GOOD! 3 PTR by KAMINSKI, Kenny	00:06			SUB OUT: BLOCK, Gavin
05:30			ASSIST by SIMMONS, Jaaron	00:06			SUB IN : LOMOMBA, Junior
05:12	63-62	H 1	GOOD! JUMPER by THOMAS, Pancake	00:06			SUB OUT: MCGHEE, Jabari
04:58			FOUL by PARRIS, Damari (P2T9)	00:02			FOUL by DARTIS, Jordan (P2T9)
04:58	63-63	T 5	GOOD! FT SHOT by SIMMONS, Jaaron	00:02			TIMEOUT TEAM
04:58			MISSED FT SHOT by SIMMONS, Jaaron	00:02			MISSED FT SHOT by PARRIS, Damari
04:58			REBOUND (DEF) by JOHNSON, Justin	00:02			REBOUND (OFF) by (DEADBALL)
04:58			SUB IN : JOHNSON, Que	00:02	67-66	H 1	GOOD! FT SHOT by PARRIS, Damari
04:58			SUB OUT: CARMICHAEL, Willie	00:02			SUB IN : BLOCK, Gavin
04:41			MISSED JUMPER by JOHNSON, Que	00:02			SUB OUT: CULVER, Rodney
04:41			REBOUND (DEF) by CAMPBELL, Antonio	00:02			SUB IN : LAWSON, Ben
04:34	63-65	V 2	GOOD! LAYUP by SIMMONS, Jaaron [FB/PNT]	00:02			SUB IN : MCGHEE, Jabari
04:08			TURNOVR by MCGHEE, Jabari	00:02			SUB OUT: JOHNSON, Justin
04:07			STEAL by SIMMONS, Jaaron	00:02			SUB OUT: LOMOMBA, Junior
04:03			MISSED LAYUP by SIMMONS, Jaaron				
04:03			REBOUND (DEF) by JOHNSON, Que				
03:40	65-65	T 6	GOOD! LAYUP by JOHNSON, Justin [PNT]				
03:22			MISSED 3 PTR by SIMMONS, Jaaron				
03:22			REBOUND (DEF) by MCGHEE, Jabari				
02:54			MISSED 3 PTR by THOMAS, Pancake				
02:54			REBOUND (DEF) by CAMPBELL, Antonio				
02:45			FOUL by BLOCK, Gavin (P3T7)				
02:45			TURNOVR by BLOCK, Gavin				
02:45			TIMEOUT MEDIA				
02:45			SUB IN : TAYLOR, Doug				
02:45			SUB OUT: CAMPBELL, Antonio				
02:21			MISSED 3 PTR by JOHNSON, Justin				
02:21			REBOUND (DEF) by KAMINSKI, Kenny				
02:19			FOUL by MCGHEE, Jabari (P2T10)				
02:19	65-66	V 1	GOOD! FT SHOT by KAMINSKI, Kenny				
02:19			MISSED FT SHOT by KAMINSKI, Kenny				
02:19			REBOUND (DEF) by MCGHEE, Jabari				
02:19			SUB IN : CAMPBELL, Antonio				
02:19			SUB OUT: TAYLOR, Doug				
01:51			FOUL TECHNCL by the bench				
01:51			FOUL by KAMINSKI, Kenny (P3T8)				
01:51	66-66	T 7	GOOD! FT SHOT by JOHNSON, Justin				
01:51			MISSED FT SHOT by JOHNSON, Justin				
01:51			REBOUND (DEF) by CAMPBELL, Antonio				
01:37			MISSED LAYUP by KAMINSKI, Kenny				
01:37			BLOCK by PARRIS, Damari				
01:35			REBOUND (DEF) by JOHNSON, Que				
01:32			TIMEOUT 30sec				
01:32			TIMEOUT MEDIA				
01:32			SUB IN : CULVER, Rodney				
01:32			SUB OUT: BLOCK, Gavin				
01:13			MISSED JUMPER by JOHNSON, Justin				
01:13			REBOUND (DEF) by CAMPBELL, Antonio				

	In	Off	2nd	Fast	
2nd period-only	Paint	T/O	Chance	Break	Bench
Ohio	14	4	0	4	2
WKU	18	4	2	4	8



Official Basketball Box Score -- 1st Half-Only
Ohio vs WKU



12/21/16 8 p.m. CT at Bowling Green, Ky. (E.A. Diddle Arena)

Ohio

#	Player		Total	3-Ptr	FT-FTA	Rebounds			PF	TP	A	TO	Blk	Stl	Min
			FG-FGA	FG-FGA		Off	Def	Tot							
13	KAMINSKI, Kenny	f	4-6	2-4	1-1	0	0	0	1	11	0	2	0	1	15
33	CAMPBELL, Antonio	f	3-6	0-1	0-0	0	3	3	2	6	0	1	0	1	10
02	SIMMONS, Jaaron	g	3-7	0-2	0-0	0	6	6	2	6	6	0	0	1	19
22	BLOCK, Gavin	g	2-2	1-1	2-2	0	4	4	0	7	0	1	0	0	15
35	DARTIS, Jordan	g	1-6	1-6	0-0	0	2	2	0	3	0	0	0	0	18
01	CARTER, Jason		0-2	0-1	0-0	1	0	1	2	0	0	0	0	0	5
23	CULVER, Rodney		0-0	0-0	0-0	0	0	0	2	0	1	1	0	0	7
24	LASTER, Mike		0-1	0-0	0-0	0	0	0	0	0	0	1	0	0	3
45	TAYLOR, Doug		1-3	0-0	0-3	2	2	4	2	2	0	0	0	0	8
Team						0	0	0							
Totals			14-33	4-15	3-6	3	17	20	11	35	7	6	0	3	100

FG % 1st Half: 14-33 42.4%
3FG % 1st Half: 4-15 26.7%
FT % 1st Half: 3-6 50.0%

WKU

#	Player		Total	3-Ptr	Rebounds						PF	TP	A	TO	Blk	Stl	Min
			FG-FGA	FG-FGA	FT-FTA	Off	Def	Tot									
14	LAWSON, Ben	f	1-3	0-0	2-2	2	0	2	1	4	0	0	0	0		9	
23	JOHNSON, Justin	f	1-3	0-1	3-3	1	6	7	2	5	0	1	1	0		11	
05	LOMOMBA, Junior	g	0-3	0-2	0-0	0	0	0	2	0	0	2	0	0		6	
12	THOMAS, Pancake	g	1-3	1-1	2-2	0	0	0	0	5	0	1	0	1		17	
32	JOHNSON, Que	g	1-7	0-4	2-3	0	4	4	1	4	3	2	0	0		16	
00	MCGHEE, Jabari		2-5	0-0	0-0	3	6	9	0	4	0	0	0	0		12	
03	PARRIS, Damari		4-6	1-2	2-2	1	0	1	1	11	0	1	0	0		14	
24	CARMICHAEL, Willie		0-0	0-0	0-0	0	0	0	0	0	0	1	0	0		2	
42	WATERS, Anton		0-1	0-0	0-0	0	1	1	0	0	0	0	0	0		5	
43	LEAHY, Marty		0-3	0-2	0-0	0	1	1	0	0	0	0	0	0		8	
Team						0	0	0									
Totals			10-34	2-12	11-12	7	18	25	7	33	3	8	1	1		100	

FG % 1st Half: 10-34 29.4%
3FG % 1st Half: 2-12 16.7%
FT % 1st Half: 11-12 91.7%

Officials: Kevin Mathis, Bill Jacobson, Olandis Poole

Technical fouls: Ohio-None. WKU-TEAM.

Attendance: 2746

Score by periods	1st	Total
Ohio	35	35
WKU	33	33

Points	In Paint	Off T/O	2nd Chance	Fast Break	Bench
OHIO	12	15	0	6	2
WKU	14	5	4	7	15

Last FG - OHIO 2nd-04:34, WKU 2nd-03:40.
Largest lead - OHIO by 17 1st-10:50, WKU by 2 2nd-05:48.
OHIO led for 31:40. WKU led for 01:07. Game was tied for 07:13.

Score tied - 1 time.
Lead changed - 0 times.

WKU ATHLETIC COMMUNICATIONS / MEDIA RELATIONS

FOR IMMEDIATE RELEASE / December 27, 2016

Men's Basketball / Contact: Zach Greenwell, WKU Athletic Communications/Media Relations

WKU and Austin Peay game notes are attached.

Conference USA notes — <http://goto.ps/2i4rqWd>

Video: Head coach Rick Stansbury previews Austin Peay — <https://youtu.be/ql3jw7ybjZU>

Video: Guards Pancake Thomas, Que Johnson preview Austin Peay — https://youtu.be/tzp_lyN_xpE

HILLTOPPERS CLOSE NONCONFERENCE PLAY AGAINST AUSTIN PEAY

BOWLING GREEN, Ky. — WKU Hilltopper Basketball returns from a holiday reprieve to host Austin Peay at 7 p.m. CT Wednesday at E.A. Diddle Arena.

The Hilltoppers (5-7) are coming off a 67-66 win over Ohio on Dec. 21, in which they rallied from a 21-4 deficit in the first half to improve to 4-0 at home this season. Freshman Damari Parris' free throw with 1.8 seconds left proved to be the game-winner.

Austin Peay (4-9) most recently fell 97-62 at then-No. 16 Indiana on Thursday. WKU leads the all-time series against the Governors 39-14 and has won seven straight matchups, including a 77-70 win in the 2014-15 campaign.

WKU head coach Rick Stansbury has never faced Austin Peay, but he is very familiar with the program. Stansbury got his first full-time assistant coaching job with the Governors from 1985-90 under coach Lake Kelly. Austin Peay recorded three straight winning seasons, including an Ohio Valley Conference Tournament title and an NCAA Tournament second-round berth in 1986-87.

GAME 13

Austin Peay (4-9) at WKU (5-7)

December 28, 2016 | 7 p.m. (CT)

Bowling Green, Ky. | E.A. Diddle Arena (7,326)

BROADCAST

Listen: [Hilltopper IMG Sports Network](#) (WKLX 100.7 FM flagship), [TuneIn Radio](#) (free) (Randy Lee, pxp | Hal Schmitt, analysis)

Watch: Fox College Sports, WKU PBS, WBNA (radio simulcast)

Live Stats: [Gametracker](#)

QUICK SHOTS

- WKU is 53-15 (.779) at E.A. Diddle Arena over the last four-plus seasons after going 27-17 (.614) in the three seasons prior. The Hilltoppers are 577-162 all-time at Diddle Arena for a .781 winning percentage.
- The Hilltoppers have won 13 straight nonconference home games dating back to a loss to fourth-ranked Louisville on Dec. 20, 2014.
- WKU has made at least one 3-pointer in 918 consecutive games, dating back to March 15, 1987. The 3-point shot was instituted prior to the 1986-87 season.
- Junior Justin Johnson has made 9 of 20 shots from 3-point range this year after netting just one 3-pointer over his first two seasons.
- Graduate senior Pancake Thomas and graduate senior Junior Lomomba are a combined 57 of 71 (.803) from the free-throw line. WKU's guards are a combined 104 of 134 (.776) from the charity stripe.
- WKU has made more free throws (184) than its opponents have attempted (158). The Hilltoppers' 31 makes vs. North Carolina A&T were their most since netting 33 vs. Ball State on Feb. 22, 2003.
- Pancake Thomas is tied for second in C-USA and 27th nationally at 35.6 minutes played per game.
- Graduate transfer seniors Que Johnson, Pancake Thomas and Junior Lomomba have all reached the 100th career game milestone this season.
- Justin Johnson needs 187 points this season to become the 49th player in Hilltopper Basketball history to score 1,000 career points.

- Pancake Thomas needs 122 points to reach 1,000 for his career across his time at New Mexico, Hartford and WKU. Que Johnson reached 1,000 points across his time at WKU and Washington State vs. Ohio on 12/21/16.
- Ben Lawson ranks fifth in WKU history with 151 career blocked shots. He's tied for third in C-USA in blocks per game (1.9).
- Head coach Rick Stansbury needs two more wins to reach 300 victories for his career.
- During its recent seven-game, month-long road swing, WKU traveled more than 10,000 miles and played in six different states and three time zones, and played in front of 35,525 total fans.
- The road swing was the most consecutive games away from home for the Hilltoppers since 2007-08, when they played eight in a row away from the end of the regular season to the NCAA Tournament Sweet 16.
- WKU went 29 days between home games, the most since going 42 days between home contests from Dec. 11, 1999, to Jan. 22, 2000.

PROMOTIONS

Fan Appreciation Night: All tickets for the game are available for just \$10.

Mister B's Weekday Two-Pack: Two tickets to the game and a small pizza for \$25. Offer valid online and at the Diddle Box Office (while supplies last).



@WKUBasketball /WKUBasketball

@wkubasketball WKUSports

WKUSports.com

AUSTIN PEAY (4-9) AT WKU (5-7)

Wed., Dec. 28 | 7 p.m. (CT) | Bowling Green, Ky.
E.A. Diddle Arena (7,326)

LISTEN Hilltopper IMG Sports Network, TuneIn
• Randy Lee (ppx), Hal Schmitt (analysis)

WATCH Fox College Sports, WKU PBS, WBNA
• radio simulcast

NOVEMBER (3-4)

1	Campbellsville (Ky.) (Exh.)	W, 87-79
5	Kentucky Wesleyan (Exh.)	W, 103-97 (2OT)
12	(1) Alabama State	W, 79-66
16	(1) Jacksonville State	W, 74-67
19	at Belmont	L, 90-69
22	North Carolina A&T	W, 77-56
25	(2) vs. Washington	L, 86-47
26	(2) at UNLV	L, 71-61
30	at Eastern Kentucky	L, 78-59

DECEMBER (2-3)

3	at Missouri	L, 59-56
11	at Indiana State	W, 77-59
14	at No. 20 Saint Mary's	L, 73-51
17	at Detroit Mercy	L, 85-79
21	Ohio	W, 67-66
28	Austin Peay	7 p.m.
31	at Florida Atlantic*	Noon

JANUARY (0-0)

2	at FIU*	6 p.m.
5	Charlotte*	7 p.m.
7	Old Dominion*	5 p.m.
12	at UAB*	7 p.m.
14	at Middle Tennessee*	7 p.m.
21	at Marshall*	5 p.m.
26	UTEP*	7 p.m.
28	UTSA*	3 p.m.

FEBRUARY (0-0)

2	at LA Tech*	7 p.m.
4	at Southern Miss*	4 p.m.
11	Marshall*	5 p.m.
16	Middle Tennessee*	8 p.m.
19	UAB*	1 p.m.
23	at Charlotte*	6 p.m.
25	at Old Dominion*	6 p.m.

MARCH (0-0)

2	North Texas*	7 p.m.
4	Rice*	7 p.m.
8-11	(3) vs. Conference USA Tournament	TBD
	(4) vs. NCAA Tournament	TBD

All times (CT) and subject to change

(*) Conference USA Game

(1) 2016 Global Sports Classic (campus sites)

(2) 2016 Global Sports Classic (Las Vegas, Nev.)

(3) Conference USA Tournament (BJCC, Birmingham, Ala.)

(4) Various Locations

HILLTOPPER

BASKETBALL

2016-17 GAME NOTES

MEDIA CONTACT: Zach Greenwell, Associate Director of Media Relations • zachary.greenwell@wku.edu • (270) 668-4716
SECONDARY CONTACT: Lance Dozier, Media Relations Assistant • lance.dozier962@topper.wku.edu • (507) 993-1898

THE TIP-OFF

WKU Hilltopper Basketball returns from a holiday reprieve to host Austin Peay at 7 p.m. CT Wednesday at E.A. Diddle Arena. The Hilltoppers (5-7) are coming off a 67-66 win over Ohio on Dec. 21, in which they rallied from a 21-4 deficit in the first half to improve to 4-0 at home this season. Freshman Damari Parris' free throw with 1.8 seconds left proved to be the game-winner.

Austin Peay (4-9) most recently fell 97-62 at then-No. 16 Indiana on Thursday. WKU leads the all-time series against the Governors 39-14 and has won seven straight matchups, including a 77-70 win in the 2014-15 campaign. WKU head coach Rick Stansbury has never faced Austin Peay, but he is very familiar with the program. Stansbury got his first full-time assistant coaching job with the Governors from 1985-90 under coach Lake Kelly. Austin Peay recorded three straight winning seasons, including an Ohio Valley Conference Tournament title and an NCAA Tournament second-round berth in 1986-87.

QUICK SHOTS

- WKU is 53-15 (.779) at E.A. Diddle Arena over the last four-plus seasons after going 27-17 (.614) in the three seasons prior. The Hilltoppers are 577-162 all-time at Diddle Arena for a .781 winning percentage.
- The Hilltoppers have won 13 straight nonconference home games dating back to a loss to fourth-ranked Louisville on Dec. 20, 2014.
- WKU has made at least one 3-pointer in 918 consecutive games, dating back to March 15, 1987. The 3-point shot was instituted prior to the 1986-87 season.
- Junior Justin Johnson has made 9 of 20 shots from 3-point range this year after netting just one 3-pointer over his first two seasons.
- Graduate senior Pancake Thomas and graduate senior Junior Lomomba are a combined 57 of 71 (.803) from the free-throw line. WKU's guards are a combined 104 of 134 (.776) from the charity stripe.
- WKU has made more free throws (184) than its opponents have attempted (158). The Hilltoppers' 31 makes vs. North Carolina A&T were their most since netting 33 vs. Ball State on Feb. 22, 2003.
- Pancake Thomas is tied for second in C-USA and 27th nationally at 35.6 minutes played per game.
- Graduate transfer seniors Que Johnson, Pancake Thomas and Junior Lomomba have all reached the 100th career game milestone this season.
- Justin Johnson needs 187 points this season to become the 49th player in Hilltopper Basketball history to score 1,000 career points.
- Pancake Thomas needs 122 points to reach 1,000 for his career across his time at New Mexico, Hartford and WKU. Que Johnson reached 1,000 points across his time at WKU and Washington State vs. Ohio on 12/21/16.
- Ben Lawson ranks fifth in WKU history with 151 career blocked shots. He's tied for third in C-USA in blocks per game (1.9).
- Head coach Rick Stansbury needs two more wins to reach 300 victories for his career.
- During its recent seven-game, month-long road swing, WKU traveled more than 10,000 miles and played in six different states and three time zones, and played in front of 35,525 total fans.
- The road swing was the most consecutive games away from home for the Hilltoppers since 2007-08, when they played eight in a row away from the end of the regular season to the NCAA Tournament Sweet 16.
- WKU went 29 days between home games, the most since going 42 days between home contests from Dec. 11, 1999, to Jan. 22, 2000.

LAST GAME AGAINST AUSTIN PEAY: NOVEMBER 15, 2014

WKU earned its 1,700th program victory with a 77-70 win over Austin Peay at E.A. Diddle Arena. T.J. Price scored a game-high 22 points after making all four three-point tries, and Trency Jackson and Chris Harrison-Docks were also in double figures with 14 and 13 points, respectively.

WKU HILLTOPPERS

Record	5-7 (0-0 C-USA)
Ranking	NR
NCAA RPI	247
Last Game	W, 67-66 vs. Ohio
Head Coach	Rick Stansbury
Career Record	298-173 (15th season)
Record at School	5-7 (First season)
Leading Scorer	Q. Johnson (14.2 ppg)
Leading Rebounder	J. Johnson (9.1 rpg)
Leading Assists	J. Lomomba (3.3 apg)

AUSTIN PEAY GOVERNORS

Record	4-9 (0-0 OVC)
Ranking	NR
NCAA RPI	245
Last Game	L, 97-62 at No. 16 Indiana
Head Coach	Dave Loos
Career Record	496-453 (31st season)
Record at School	414-400 (27th season)
Leading Scorer	J. Robinson (20.8 ppg)
Leading Rebounder	K. Jones (6.8 rpg)
Leading Assists	J. Robinson (3.8 apg)

WORKING CREDENTIALS: To request credentials, please contact Zach Greenwell, Associate Director of Media Relations, or Lance Dozier, WKU Media Relations Assistant. All requests should be made as early as possible and should be limited to working press only. Space on the E.A. Diddle Arena press row is limited, and a media/photo work room is available on the ground level just off the arena floor for credentialed media members.

Credentials will be screened and issued on a priority basis, with national publications, daily newspapers, wire services, originating radio and television networks, television tape crews and student newspapers from WKU and the visiting school receiving top priority. Requests from weekly newspapers, internet publications and radio stations that cover WKU and the visiting team will be honored on a space-available basis. Requests for credentials will be reviewed on a case-by-case, year-by-year basis.

The Athletic Communications/Media Relations office has the final authority on whether any individuals from any organization will be issued media credentials. Space will also be made available to professional scouts. Complimentary tickets are not provided to media. Spouses, dates, equipment carriers and non-working members of the media are restricted from press row, sidelines and interview areas.

MEDIA WILL CALL: Credentials may be picked up on gameday at Media Will Call at Entrance 2 of E.A. Diddle Arena. Please be mindful that parking is done by a list and parking passes will not be issued, so please request parking at the same time.

PHOTOGRAPHERS: Credentials for photographers will be issued on the basis of circulation, with priority granted to agencies covering the participating schools on a regular basis. Credentials will not be issued to freelance photographers unless they are employed by a reputable publication or the media relations office of the participating schools. Per NCAA rule, images or likeness of current student-athletes may not be sold, distributed or used for commercial purposes.

RADIO COVERAGE: Radio broadcast permission must be obtained in advance, along with press row reservations, from Zach Greenwell. WKU maintains

courtesy phone lines for schools who can provide reciprocal arrangements for the Hilltopper IMG Sports Network. Other arrangements for installation of broadcast lines, including ISDN lines, should be made well in advance with Greenwell and WKU Telecommunications.

BASELINE AREAS: Access to the baselines is reserved for photographers/videographers. When on the baselines, media must remain outside the team bench areas. This includes during pregame activities. With rare exceptions, a seat on press row will not be issued to media members shooting from the baselines, since a media/photo work room is easily accessible.

RECRUITS: Per NCAA rule, media are not permitted to have contact with a prospect or family members of a prospect during their visit (official or unofficial) to campus, including prospects in attendance at practice or games. Contact includes in-person conversations, phone calls, text messages, emails, social media, etc. Media are also asked to make every effort to keep distance from prospects on campus, including at practice, during pre-game activities on the sidelines and in the stands.

GAMEDAY SERVICES: Members of the media covering the game will be provided with pregame notes for both teams, a media guide and a flipcard. Statistics will be handed out at each media timeout, and a running play-by-play will also be provided following the game. WKU offers live stats for media members through StatBroadcast. Approximately 15 minutes following the completion of the game, a final statistical book will be available. The first run of books will be given directly to the visiting SID to allow for easy departure.

POSTGAME INTERVIEWS: For home games, head coach Rick Stansbury and select players will hold a postgame news conference with the media in the Paul Just Media Center at E.A. Diddle Arena. WKU Athletic Communications/Media Relations representatives will be available to assist in postgame interviews. Interviews with the visiting team can be coordinated with the visiting SID, unless it is predetermined that the visiting team will also come to the media room.

WEEKLY PRESS CONFERENCE: Head coach Rick Stansbury holds a press conference for credentialed media during the week when the team schedule allows, usually on a weekly basis. Select players may also be available at the weekly press conference.

CURRENT WKU STREAKS	
All Games	W1
Last Loss: 12/17/16 at Detroit Mercy	
At E.A. Diddle Arena	W7
Last Loss: 02/18/16 vs. Old Dominion	
On the Road	L2
Last Win: 12/11/16 at Indiana State	
Neutral Sites	L2
Last Win: 03/10/16 vs. UAB	
vs. Ranked Opponents	L3
Last Win: 01/10/15 vs. #25 Old Dominion	
Nonconference (Home)	W13
Last Loss: 12/20/14 vs. #4 Louisville	
Nonconference (Road/Neutral)	L2
Last Win: 12/11/16 at Indiana State	
Conference USA	W2
Last Loss: 02/27/16 at UAB	
Conference USA (Home)	W3
Last Loss: 02/18/16 vs. Old Dominion	
Conference USA (Road)	L1
Last Win: 02/25/16 at Middle Tennessee	
Games Allowing 75 or Fewer Points	1
Last Miss: 12/17/16 at Detroit Mercy (85)	
Games with a 15-Point Scorer	2
Last Miss: 12/14/16 at No. 20 Saint Mary's	
Games with an Even/Pos. Assist-to-TO Ratio	0
Last Time: 12/17/16 at Detroit Mercy	
Games with a 3-Point FG	918
Last Miss: 03/13/87 vs. West Virginia	
When Scoring 80+ Points	W3
Last Loss: 02/13/16 vs. Marshall (93, OT)	
When Scoring 90+ Points	W1
Last Loss: 02/13/16 vs. Marshall (93, OT)	
When Scoring 100+ Points	W4
Last Loss: 01/29/04 vs. La.-Lafayette (110-102)	

2016-17 C-USA STANDINGS

	---C-USA---			--Overall--		
	W-L	PCT		W-L	PCT	
1. Middle Tenn.	0-0	.000		10-3	.769	
Rice	0-0	.000		10-3	.769	
3. Old Dominion	0-0	.000		7-4	.636	
4. Louisiana Tech	0-0	.000		8-5	.615	
5. Marshall	0-0	.000		7-5	.583	
6. Charlotte	0-0	.000		6-5	.545	
7. North Texas	0-0	.000		6-6	.500	
UAB	0-0	.000		6-6	.500	
9. WKU	0-0	.000		5-7	.417	
10. Florida Atlantic	0-0	.000		4-6	.400	
11. UTSA	0-0	.000		4-8	.333	
12. FIU	0-0	.000		4-9	.308	
13. Southern Miss	0-0	.000		3-9	.250	
14. UTEP	0-0	.000		2-9	.182	

2016-17 C-USA PRESEASON

ALL-CONFERENCE USA TEAM

Erik McCree, LA Tech (Senior, F)
 Jon Elmore, Marshall (Junior, G)
 Ryan Taylor, Marshall (Senior, F)
 Giddy Potts, Middle Tennessee (Junior, G)
 Reggie Upshaw Jr., Middle Tennessee (Senior, F)
 Jeremy Combs, North Texas (Junior, F)
 Marcus Evans, Rice (Sophomore, G)
 Chris Cokley, UAB (Junior, F)
 William Lee, UAB (Junior, F)
Justin Johnson, WKU (Junior, F)

COACHES POLL (first-place votes)

1. UAB (10)	5. ODU	9. Rice	13. USM
2. MT (4)	6. UTEP	10. North Texas	14. UTSA
3. WKU	7. LA Tech	11. FIU	
4. Marshall	8. Charlotte	12. Florida Atlantic	

WKU IN 2016-17 C-USA STATISTICS

CATEGORY	TEAM	PLAYERS
Scoring Offense	11th (66.3)	Q. Johnson (14th, 14.2)
Scoring Defense	8th (71.3)	--
Scoring Margin	13th (-5.0)	--
Free Throw %	6th (.716)	Thomas (6th, .829)
Field Goal %	10th (.417)	N/A
FG% Defense	9th (.436)	--
3-Point FG%	8th (.341)	Q. Johnson (10th, .366)
3-Point FG Made	9th (6.0)	Q. Johnson (t-9th, 2.2)
3-Pt. FG% Defense	9th (.360)	--
Reb. Offense	10th (35.9)	J. Johnson (t-2nd, 9.1)
Reb. Defense	10th (36.4)	--
Reb. Margin	9th (-0.5)	--
Offensive Rebs.	13th (8.2)	J. Johnson (t-10th, 2.0)
Defensive Rebs.	2nd (27.8)	J. Johnson (3rd, 7.1)
Blocked Shots	6th (3.9)	Lawson (t-3rd, 1.9)
Assists	12th (10.8)	Lomomba (t-12th, 3.3)
Steals	13th (4.6)	Q. Johnson/Thomas (t-22nd, 1.1)
TO Margin	11th (-2.1)	--
A/TO Ratio	10th (0.79)	Lomomba (18th, 1.0)
Minutes Played	--	Thomas (t-2nd, 35.6)

TEAM ROSTER

NO	NAME	POS	HT	WT	YR	EXP	HOMETOWN (PREVIOUS SCHOOL)
00	Jabari McGhee	F	6-7	205	r-So.	TR	Albany, Ga. (Univ. of Tennessee)
1	Tobias Howard	G	6-2	185	Fr.	HS	Lithonia, Ga. (DME Academy)
3	Damari Parris	G	6-0	160	Fr.	HS	Bowie, Md. (Evelyn Mack Academy)
5	Junior Lomomba	G	6-5	205	r-Sr.	TR	Montreal, Quebec (Providence)
12	Pancake Thomas	G	6-4	195	r-Sr.	FR	Baton Rouge, La. (Hartford)
14	Ben Lawson	F	7-1	235	Sr.	3L	Hitchin, England (Oaklands College)
15	Tyler Miller	G	6-4	185	Jr.	TR	Louisville, Ky. (Marshalltown Community College)
21	Marko Stajkovski	G	6-7	195	Fr.	HS	Novi Sad, Serbia (E-Gimnazija Novi Sad)
23	Justin Johnson	F	6-7	240	Jr.	2L	Hazard, Ky. (Perry County Central HS)
24	Willie Carmichael	F	6-8	210	r-So.	TR	Apopka, Fla. (Univ. of Tennessee)
32	Que Johnson	G	6-6	205	r-Sr.	TR	Pontiac, Mich. (Washington State)
42	Anton Waters	F	6-7	245	Sr.	1L	Baltimore, Md. (Gulf Coast State College)
43	Marty Leahy	G	6-5	210	Fr.	HS	Brisbane, Australia (Ipswich Grammar)
	Lamonte Bearden	G	6-3	160	Jr.	TR	Milwaukee, Wis. (University at Buffalo)

PRONUNCIATION GUIDE

NAME	PRONUNCIATION
Marty Leahy	LAY
Junior Lomomba	luh-MOM-buh
Jabari McGhee	juh-BAR-ee
Damari Parris	duh-MAR-ee
Marko Stajkovski	sty-CAHV-ski
Anton Waters	ann-TAWN
Shammond Williams	shuh-MOND
Quannas White	kuh-WAHN-us

COACHING AND SUPPORT STAFF

POSITION	NAME	ALMA MATER (YEAR)	YEAR IN ROLE
Head Coach	Rick Stansbury	Campbellsville (1981)	First Season
Assistant Coach	Chris Cheeks	VCU (1990)	First Season
Assistant Coach	Shammond Williams	North Carolina (1998)	First Season
Assistant Coach	Quannas White	Oklahoma (2003)	First Season
Director of Basketball Operations	Talvis Franklin	Mississippi State (2007)	First Season
Associate Director of Basketball Ops	Martin Cross	WKU (2015)	First Season
Video Coordinator	Mark Martin	Texas A&M (2012)	First Season
Academic Coordinator	William Monts	Clemson (2006)	First Season
Graduate Assistant Manager	Ben Hansbrough	Notre Dame (2011)	First Season
Strength and Conditioning Coach	Duane Hall	WKU (1996)	Third Season
Athletic Trainer	Mike Gaddie	Murray State (1992)	17th Season
Program Manager	Erien Watson	Mississippi State (2009)	First Season



Head Coach
Rick Stansbury



Assistant Coach
Chris Cheeks




Assistant Coach
Shammond Williams




Assistant Coach
Quannas White



Director of Ops
Talvis Franklin



Assoc. Dir. of Ops
Martin Cross



Video Coordinator
Mark Martin




Academic Coord.
William Monts



Grad. Ast. Manager
Ben Hansbrough



Strength Coach
Duane Hall



Athletic Trainer
Mike Gaddie



Program Manager
Erien Watson

THE LAST TIME OUT

BOWLING GREEN, Ky. (AP) — Justin Johnson and Pancake Thomas each scored 15 points and Damari Parris' free throw with two seconds left lifted Western Kentucky over Ohio 67-66 on Wednesday. Johnson's free throw with 1:51 to play knotted the game at 66. Ohio led 35-33 at halftime and then with just more than five minutes gone by, Antonio Campbell's dunk put the Bobcats out front 52-43. Later, Anton Waters' jumper capped a 12-2 run for Western Kentucky (5-7) to put the Hilltoppers up a point. Neither team led by more than two the rest of the way. Kenny Kaminski led Ohio (7-3) with 27 points, Antonio Campbell had 12 points and 10 rebounds, and Jaaron Simmons dished 11 assists and scored 11 points.

NOTES ON THE PROGRAM

BOUND FOR THE BAHAMAS

The Hilltoppers will be part of the eight-team field for the 2017 Battle 4 Atlantis, which was announced in November during the championship game for this year's event. 2016 national champion Villanova, Arizona, Purdue, North Carolina State, Tennessee, SMU and Northern Iowa join WKU in the star-studded field. The eight teams in the field have won a combined five national championships and reached a combined 16 Final Fours, as well as a combined 76 Sweet Sixteen berths. WKU, Arizona, Villanova, Purdue and NC State are all within the top 26 in NCAA history for all-time wins.

WKU PICKS UP THREE PIECES IN TOP-25 SIGNING CLASS

The Hilltoppers added three standout prospects during the early signing period, giving WKU a consensus top-15 signing class. WKU received national letters of intent from five-star center Mitchell Robinson, four-star guard Josh Anderson and three-star guard Taveion Hollingsworth. The newest Hilltoppers give WKU its first top-25 signing class in the modern era. With the trio, the Hilltoppers' haul is currently ranked eighth by Rivals, 11th by Scout, and 15th by 247Sports.

TOPS SIGN ELITE BIG MAN ROBINSON

WKU put the cherry on top of its early signing haul with the signing of five-star prospect Mitchell Robinson (7-0, Center). Robinson, out of Chalmette (La.) High School, is far and away the highest-ranked signee for the Hilltoppers since the beginning of the modern recruiting services. The big man is a consensus five-star recruit across all outlets and is ranked as the No. 6 prospect nationally in the 2017 class by 247Sports, Rivals and Scout. Robinson is also the highest-ranked recruit ever signed by head coach Rick Stansbury, who produced five top-20 signing classes in a nine-year stretch during his 14-year tenure at the helm at Mississippi State. Robinson heads to WKU with a reputation as a defensive force. He averaged 20.9 points, 13.6 rebounds, 8.1 blocks and 2.0 steals per game last season as a junior for Chalmette High School while shooting 69 percent from the floor.

HILLTOPPERS LAND FOUR-STAR GUARD ANDERSON

The Hilltoppers added to their 2017 recruiting haul with the signing of four-star prospect Josh Anderson (6-4, Guard) to a national letter of intent in the 2017 recruiting class. Anderson, out of Madison Prep Academy in Baton Rouge, La., is a consensus four-star recruit across all outlets and is ranked as the No. 43 player nationally in the 2017 class by Rivals, No. 50 by Scout and No. 52 by 247Sports. Anderson helped Madison Prep to its third state championship in four years last season. He averaged 18.1 points, 5.8 assists and 4.6 rebounds per game as a junior as Madison Prep won its second straight title and appeared in its third straight state championship game.

WKU ADDS BLUEGRASS-BORN HOLLINGSWORTH

The Hilltoppers hauled in their first piece in the 2017 recruiting class in the early signing period with the addition of three-star prospect Taveion Hollingsworth (6-2, Guard) via national letter of intent. Hollingsworth, an in-state product out of Paul Laurence Dunbar High School in Lexington, is a consensus three-star recruit across all outlets and is a front-runner for Kentucky's 2017 Mr. Basketball award. A proven winner with Bluegrass roots, Hollingsworth was named the KHSAA Sweet 16 MVP last year while leading Dunbar to a 33-6 record and its first state title.

NEW-LOOK ROSTER

WKU's 2016-17 roster, which has nine newcomers, represents seven states – Florida, Georgia, Kentucky, Louisiana, Maryland, Michigan and Wisconsin – as well

as four other countries – Australia, Canada, England and Serbia. With many new faces on the roster, WKU returns 31 percent of its scoring, 39 percent of its rebounding and 14 percent of its assists from the 2015-16 campaign.

POSTSEASON PLAY

WKU has advanced to the semifinals of its league tournament in 11 of the last 12 seasons, including a run to the 2016 Conference USA Tournament semifinals. The team is 21-5 with four championships in the last nine conference tournaments overall. WKU's 23 NCAA Tournament appearances are six more than the next closest Conference USA school (UTEP, 17), and one more than the eight league schools with the fewest appearances combined (LA Tech, 5; Marshall, 5; Rice, 4; North Texas, 3; Southern Miss, 3; FIU, 1; Florida Atlantic, 1; UTSA, 0).

PROGRAM PRESTIGE

Entering 2016-17, WKU ranks third in NCAA history in regular-season league titles (42), ninth in all-time winning percentage (.663) and is tied for 16th in all-time victories (1,737). WKU, Middle Tennessee and LA Tech are the only schools in Conference USA to win 20 or more games in at least three of the last four seasons. WKU's 43 20-win seasons are the seventh-most in NCAA history.

FRIENDLY CONFINES

WKU is 53-15 (.779) at E.A. Diddle Arena over the last four-plus seasons after going 27-17 (.614) in the three seasons prior. The Hilltoppers are 577-162 all-time at Diddle Arena for a .781 winning percentage.

CONFERENCE USA PRESEASON

Justin Johnson was named to the 2016-17 Conference USA Men's Basketball Preseason All-Conference Team, while WKU was picked to finish third in the league. Johnson, a 6-foot-7 junior forward from Hazard, Ky., is WKU's first preseason all-conference selection since George Fant and T.J. Price both made the list in the Hilltoppers' inaugural season in C-USA in 2014-15. Third is the highest the Hilltoppers have been picked to finish as a team since they joined C-USA, and it's their highest projection overall since being tabbed to win the Sun Belt Conference before the 2013-14 campaign.

BATTLING BACK TO BEAT THE BOBCATS

In WKU's 67-66 home win over Ohio on Dec. 21, 2016, the Hilltoppers fell behind 21-4 at the 10:50 mark of the first half, including a 14-0 hole to start the game. It was just the third time in the last six seasons that WKU has overcome a deficit of 17 or more points to win.

SHUTTING DOWN THE SYCAMORES

In games where the opponent shot 20-plus 3s, WKU has never held a foe to a lower 3-point percentage than it did at Indiana State (8.3 percent) on Dec. 11, 2016. It was the lowest 3-point percentage for a WKU opponent since Kansas went 0-for-6 from deep in the 2013 NCAA Tournament.

NOTES ON THE HILLTOPPERS

JUSTIN JOHNSON'S GOOD WORKS

Junior forward Justin Johnson was named a 2017 Allstate NABC Good Works Team nominee in November. The Allstate NABC Good Works Team recognizes players at all levels of college basketball whose charitable involvement and altruistic acts stand out amongst all other student-athletes participating in the sport. Johnson, a Hazard, Ky., native, has been active in the community since he arrived on The Hill. The standout post player has made mission trips to China and Belize the last two summers with the Sports Reach program, and he's also volunteered at Bowling Green Retirement Village and the Boys & Girls Club.

DAMARI PARRIS' BREAKTHROUGH

After a slow start to the season, freshman guard Damari Parris broke through in a 67-66 win over Ohio on Dec. 21, 2016. Parris scored a career-high 14 points in 28 minutes, including the winning free throw with 1.8 seconds left. He had played 27 combined minutes in WKU's previous seven games and scored 10 combined points all season before the outburst.

TENNESSEE TRANSFERS

WKU adds the services of two transfers from the University of Tennessee, forwards Willie Carmichael and Jabari McGhee. Both players made their Hilltopper debuts in December. Carmichael, who played in all 32 UT games as a freshman in

2014-15 and averaged three points and 2.3 rebounds in 14.8 minutes per game, saw his first action at No. 20 Saint Mary's. McGhee debuted at Indiana State and is averaging 5.3 points and 5.3 rebounds, including a career-high 14 rebounds against Ohio.

ANTON WATERS STEPS UP

With depth sorely needed in the post, senior forward Anton Waters has stepped up for the Hilltoppers. Waters has matched or set a new career high for rebounds four times this season, including 10 boards against Washington and Indiana State. He's averaging 5.6 points and 5.2 rebounds per outing.

BEN LAWSON'S BLOCK PARTY

Senior forward Ben Lawson ranks fifth in WKU history with 151 career blocked shots. His 66 blocks in 2015-16 were the seventh-most in a season in Hilltopper history. Lawson joins Jeremy Evans, Elgrace Wilborn and Chris Marcus as Hilltoppers with at least 50 blocks in multiple seasons.

GRADUATE TRANSFERS

On a team in need of backcourt help, graduate transfer guards Que Johnson (Washington State), Junior Lomomba (Providence) and Pancake Thomas (Hartford) are providing valuable experience this year. The trio had played in 281 combined games and scored a combined 1,954 points over their college careers, while Lomomba helped the Friars to the NCAA Tournament the last two seasons. Thomas reached the NCAA Tournament in his first two seasons at New Mexico before transferring to Hartford.

RIGHT ON QUE

Graduate transfer guard Que Johnson reached the 1,000-point career mark across his time at WKU and Washington State on Dec. 21, 2016. Johnson leads the Hilltoppers at 14.2 points per game with 26 made 3-pointers.

NOTES ON THE COACHING STAFF

STANSBURY BACK AT THE HELM

Among the 40-plus Division I men's basketball coaching hires over the offseason, Rick Stansbury ranked fifth with 293 career Division I wins. Among those new Division I hires across the country, Stansbury was also tied for fifth in NCAA Tournament appearances with six.

HOME-COURT ADVANTAGE

Stansbury's teams have been outstanding on their own turf, boasting a winning percentage at home of better than 80 percent during his 15 seasons at the helm at Mississippi State and WKU.

TOURNAMENT TIME

In Stansbury's 30 previous seasons as a head coach or assistant coach, his teams have gone to the postseason 18 times, with top-five seeds in the NCAA Tournament six times. The Bulldogs reached the postseason 11 times in Stansbury's 14 seasons as a head coach at Mississippi State.

CHAMPIONSHIP MINDSET

During Stansbury's final 10 years leading Mississippi State, only Kentucky won more SEC championships than his eight, and over his entire 14-year run at the helm, only Kentucky and Florida won more games. His 293 career victories are the 10th-most in SEC history.

ACADEMIC SUCCESS

During Stansbury's time as a head coach at Mississippi State, only Vanderbilt had a higher graduation rate in the SEC, and the Bulldogs were third in the SEC with 41 academic honorees in 14 years.

FILLING THE STANDS

Of the top 30 games for attendance in MSU history, 26 came during Stansbury's run as head coach, including all of the top 10.

FAMILY TRADITION

Stansbury's connection to The Hill goes back well before his hiring as head coach to his great uncle, Edgar B. Stansbury, a 1994 WKU Athletics Hall of Famer as a three-sport athlete (baseball, basketball, football), football assistant coach under W.L. "Gander" Terry, and Director of Athletics in 1946 after serving his country in World War II. The concourse inside E.A. Diddle Arena is named in E.B. Stansbury's honor.

QUICK START

Rick Stansbury is the first Hilltopper coach to start his first season 2-0 since Murray Arnold in the 1986-87 campaign, and just the third since 1922, joining Arnold and E.A. Diddle.

ASSISTANTS' WINNING PEDIGREE

WKU's three assistants – Chris Cheeks (VCU), Shammond Williams (North Carolina) and Quannas White (Oklahoma) – reached a combined four Final Fours and scored 3,286 career points between them at the Division I level as players.

NOTES ON THE SCHEDULE

CONFERENCE USA SLATE

Home games against six of the top seven finishers in C-USA last season highlight the conference slate. The Hilltoppers will play home-and-home series with four of the top five finishers in C-USA last season – UAB, Middle Tennessee, Old Dominion and Marshall. The 18-game conference slate also includes a home-and-home series with Charlotte and single games against the other eight teams in the league.

NONCONFERENCE SCHEDULE

WKU welcomes Austin Peay, Ohio, North Carolina A&T, Alabama State and Jacksonville State to E.A. Diddle Arena in nonconference contests as the program enters a new era under Rick Stansbury. The Hilltoppers will be well-tested on the road with trips to regional rivals Belmont, Eastern Kentucky and Indiana State, as well as Saint Mary's (Calif.), Detroit Mercy and SEC foe Missouri. They will also play two games in the Global Sports Classic in Las Vegas, starting against Washington on the day after Thanksgiving. The Hilltoppers will then square off with either UNLV or TCU.

NUMBERS OF NOTE

WINS AGAINST RANKED TEAMS SINCE 1985-86

WKU has notched 11 wins against ranked opponents since the 1985-86 season, with three at E.A. Diddle Arena, three on the road and five at neutral sites.

WKU's Wins Against Ranked Opponents since 1985-86

- 12/07/85: (W) 71-58 vs. #19 Auburn at E.A. Diddle Arena
- 01/16/86: (W) 75-72 (OT) at #12 UAB
- 01/25/86: (W) 81-75 vs. #18 UAB at E.A. Diddle Arena
- 02/16/93: (W) 78-77 at #22 Louisville
- 03/08/93: (W) 72-63 vs. #13 New Orleans in SBC Tourn. in Biloxi, Miss.
- 03/20/93: (W) 72-68 vs. #6 Seton Hall in NCAA Tourn. in Orlando, Fla.
- 11/15/01: (W) 64-52 at #4 Kentucky
- 03/21/08: (W) 101-99 (OT) vs. #14 Drake in NCAA Tourn. in Tampa, Fla.
- 11/30/08: (W) 68-54 vs. #3 Louisville in Nashville, Tenn.
- 12/11/09: (W) 76-69 vs. #24 Vanderbilt in Nashville, Tenn.
- 01/10/15: (W) 72-65 vs. #25 Old Dominion at E.A. Diddle Arena

TOP E.A. DIDDLE ARENA ATTENDANCES SINCE 2002-03

Since the 2002-03 season, after E.A. Diddle Arena underwent its renovation to its current capacity of 7,326, the Hilltoppers have played in front of 16 home crowds of at least 7,000 people. A standing room only crowd of 7,598 was on-hand on Dec. 20, 2014, to see WKU face No. 4 Louisville, which became the largest non-conference crowd since the renovation, and 7,119 were at E.A. Diddle Arena for Senior Night on Feb. 28, 2015.

Games of At Least 7,000 at E.A. Diddle Arena since Capacity Went to 7,326

- 8,118 - 03/11/03 - W, 64-52 vs. Middle Tennessee - SBC Tournament
- 7,718 - 02/21/08 - L, 69-64 vs. South Alabama
- 7,598 - 12/20/14 - L, 76-67 vs. #4 Louisville
- 7,523 - 12/30/13 - L, 79-74 vs. Ole Miss
- 7,412 - 03/01/03 - W, 89-75 vs. Middle Tennessee
- 7,336 - 11/26/05 - L, 69-65 vs. Georgia
- 7,328 - 11/29/03 - L, 81-75 vs. Mississippi State
- 7,326 - 01/26/06 - W, 94-81 vs. Louisiana-Lafayette
- 7,326 - 02/18/06 - W, 79-58 vs. Northern Arizona
- 7,326 - 02/25/06 - W, 80-65 vs. FIU
- 7,326 - 12/22/10 - L, 114-82 vs. #25 Louisville
- 7,326 - 02/25/12 - W, 73-67 vs. Middle Tennessee
- 7,326 - 03/02/13 - L, 70-62 vs. Middle Tennessee
- 7,119 - 02/28/15 - W, 77-61 vs. FIU
- 7,117 - 02/21/09 - W, 79-66 vs. FIU
- 7,089 - 12/09/06 - L, 75-70 vs. Southern Illinois
- 7,086 - 12/02/08 - W, 67-63 vs. Georgia

MISCELLANEOUS STATS

10+ POINT GAMES

	2016-17	CAREER (WKU)
Que Johnson	11	11
Justin Johnson	10	40
Pancake Thomas	8	8
Junior Lomomba	4	4
Anton Waters	2	5
Ben Lawson	1	11
Damari Parris	1	1

20+ POINT GAMES

	2016-17	CAREER (WKU)
Pancake Thomas	1	1
Que Johnson	1	1
Justin Johnson	0	7

10+ REBOUND GAMES

	2016-17	CAREER (WKU)
Justin Johnson	6	16
Anton Waters	2	2
Jabari McGhee	1	1
Ben Lawson	0	3

DOUBLE-DOUBLES

	2016-17	CAREER (WKU)
Justin Johnson	5	15
Anton Waters	1	1

GAMES LED WKU IN SCORING

	2016-17	CAREER (WKU)
Justin Johnson	6	20
Que Johnson	6	6
Pancake Thomas	2	2

GAMES LED WKU IN REBOUNDING

	2016-17	CAREER (WKU)
Justin Johnson	9	33
Que Johnson	2	2
Anton Waters	1	3
Jabari McGhee	1	1
Ben Lawson	0	6

GAMES LED WKU IN ASSISTS

	2016-17	CAREER (WKU)
Junior Lomomba	5	5
Pancake Thomas	3	3
Que Johnson	3	3
Justin Johnson	2	5
Damari Parris	1	1
Ben Lawson	0	1

GAMES LED WKU IN BLOCKED SHOTS

	2016-17	CAREER (WKU)
Ben Lawson	10	59
Justin Johnson	5	17
Que Johnson	3	3
Anton Waters	2	7
Junior Lomomba	1	1
Jabari McGhee	1	1

GAMES LED WKU IN STEALS

	2016-17	CAREER (WKU)
Pancake Thomas	6	6
Que Johnson	5	5
Ben Lawson	1	9
Jabari McGhee	1	1
Damari Parris	1	1
Marty Leahy	1	1
Tyler Miller	1	1
Tobias Howard	1	1
Junior Lomomba	1	1
Justin Johnson	0	11
Anton Waters	0	1

WKU BY SITUATION

CATEGORY	2013-14	2014-15	2015-16	2016-17	ALL
All games	20-12	20-12	18-16	5-7	63-47
Conference games	12-6	12-6	8-10	0-0	32-22
Nonconference games	8-6	8-6	10-6	5-7	31-25
Home	13-4	13-3	12-4	4-0	42-11
Away	7-7	5-8	3-9	1-6	16-30
Neutral site	0-1	2-1	3-3	0-1	5-6
Televised games	16-10	17-10	13-14	4-3	50-37
vs. Ranked opponents	0-2	1-1	0-2	0-1	1-6
vs. Unranked opponents	20-10	19-11	18-14	5-6	62-41
Winning the tip	8-3	8-6	12-7	4-4	32-20
Losing the tip	12-9	12-6	6-9	1-3	31-27
Scoring first	12-4	10-8	15-10	2-2	39-24
Opponent scores first	8-8	10-4	3-6	3-5	24-23
Leading at halftime	15-2	14-2	14-5	3-2	46-11
Trailing at halftime	4-10	3-9	4-10	1-5	12-34
Tied at halftime	1-0	3-1	0-1	1-0	5-2
Leading with 5:00 to play	14-2	15-2	17-6	5-0	51-10
Trailing with 5:00 to play	6-10	2-10	1-10	0-7	9-37
Tied with 5:00 to play	0-0	3-0	0-0	0-0	3-0
In overtime	1-1	3-0	2-3	0-0	6-4
Games decided by ≤3 pts.	6-1	3-3	2-5	1-1	12-10
Games decided by 4-10 pts.	10-6	10-5	9-6	1-2	30-19
Games decided by 11+ pts.	4-5	7-4	7-5	3-4	21-18
Shooting 50% or higher	4-1	2-1	10-1	1-0	17-3
Shooting 40-49%	13-2	15-6	7-11	3-4	38-22
Shooting less than 40%	3-9	3-5	1-4	1-3	8-21
Opp. shooting 50% or higher	2-3	0-3	2-9	0-2	4-17
Opp. shooting 40-49%	12-7	10-7	9-6	3-3	34-23
Opp. shooting less than 40%	6-2	10-2	7-1	2-2	25-7
Make more 3FG than opp.	11-9	14-4	4-4	2-0	31-17
Make fewer 3FG than opp.	7-3	4-4	8-12	2-7	21-26
3FG made are even	2-0	2-4	6-0	1-0	11-4
Attempt more FT than opp.	14-3	14-2	13-11	5-4	67-26
Attempt fewer FT than opp.	6-8	4-9	5-5	0-3	23-39
FT attempts are even	0-1	2-1	0-0	0-0	4-5
More rebounds than opp.	16-6	14-5	16-11	5-1	46-23
Fewer rebounds than opp.	2-5	5-7	2-5	0-5	9-22
Rebounds are even	2-1	1-0	0-0	0-1	3-2
More assists than opp.	11-4	18-3	13-1	3-2	45-10
Fewer assists than opp.	7-6	2-9	3-14	2-5	14-34
Assists are even	2-2	0-0	2-1	0-0	4-3
Commit more TOs than opp.	7-9	6-9	14-12	4-5	31-35
Commit fewer TOs than opp.	12-2	11-3	3-2	1-1	27-8
Turnovers are even	1-1	3-0	1-2	0-1	5-4
Scoring 100+ points	1-0	1-0	0-0	0-0	2-0
Scoring 90-99 points	0-0	0-0	3-1	0-0	3-1
Scoring 80-89 points	2-1	6-2	7-2	0-0	15-5
Scoring 70-79 points	7-3	8-0	5-7	4-1	24-11
Scoring 60-69 points	7-4	4-6	2-4	1-2	14-16
Scoring fewer than 60 points	3-4	1-4	1-2	0-4	5-14
Allowing 100+ points	0-0	0-0	0-0	0-0	0-0
Allowing 90-99 points	0-0	0-1	1-5	0-1	1-7
Allowing 80-89 points	0-2	2-1	2-5	0-2	4-10
Allowing 70-79 points	6-8	3-6	8-3	0-3	17-20
Allowing 60-69 points	7-2	9-3	6-2	3-0	25-7
Allowing fewer than 60 pts.	7-0	6-1	1-1	2-1	16-3
Following a win	11-9	13-7	6-12	1-3	31-31
Following a loss	9-3	7-5	12-4	4-4	32-15
More bench points than opp.	14-10	10-3	15-12	3-1	42-26
Fewer bench pts. than opp.	6-2	10-9	3-4	2-6	21-21
Bench points are even	0-0	0-0	0-0	0-0	0-0
in November	4-2	2-3	3-3	3-4	12-11
in December	4-3	5-2	5-2	2-3	16-10
in January	6-2	8-1	3-6	0-0	17-9
in February	5-2	3-4	3-4	0-0	11-10
in March	1-3	2-2	4-1	0-0	7-6
on Monday	0-3	1-0	1-1	0-0	2-4
on Tuesday	0-2	0-2	3-0	1-0	4-4
on Wednesday	1-0	3-0	2-2	3-2	9-4
on Thursday	7-2	7-3	5-4	0-0	19-9
on Friday	0-0	0-0	0-1	0-1	0-2
on Saturday	12-5	8-6	6-7	1-4	27-22
on Sunday	0-0	1-1	1-1	0-0	2-2

THE LAST TIME IT HAPPENED

A WKU TEAM:

Was ranked	2007-08
Final Associated Press Poll (No. 22)	
Received votes in a national poll	11/13/09
Associated Press Preseason Top 25	
Played a ranked team	12/14/16
(L) 73-51 at No. 20 Saint Mary's	
Beat a ranked team	01/10/15
(W) 72-65 vs. No. 25 Old Dominion	
Won 10+ straight	01/10/08 - 02/16/08 (11)
Won 15+ straight	01/03/02 - 03/05/02 (15)
Won 20+ straight	12/03/66 - 02/20/67 (21)
Lost 5+ straight	12/31/11 - 01/15/12 (5)
Scored 100 pts	12/29/14
(W) 104-62 vs. Alice Lloyd (Ky.) College	
Scored 100 pts on the road	02/22/01
(W) 100-60 at Arkansas State	
Scored 100 pts and lost	01/29/04
(L) 110-102 vs. Louisiana-Lafayette	
Allowed 100 pts	12/22/10
(L) 114-82 vs. #25 Louisville	
Allowed 100 pts at home	12/22/10
(L) 114-82 vs. #25 Louisville	
Allowed 100 pts and won	12/03/73
(W) 102-100 at Arkansas	
Scored fewer than 50 pts	11/25/16
(L) 86-47 vs. Washington	
Allowed fewer than 50 pts	12/27/14
(W) 89-42 vs. Brescia (Ky.)	
Back-to-back 20-point wins	2010
11/12/10 • (W) 98-70 at Saint Joseph's	
11/15/10 • (W) 83-61 vs. Alabama A&M	
30-point win	12/28/13
(W) 103-65 vs. Brescia (Ky.)	
Back-to-back 30-point wins	2001
12/15/01 • (W) 103-40 vs. West Alabama	
12/19/01 • (W) 95-61 vs. Creighton	
40-point win	12/29/14
(W) 104-62 vs. Alice Lloyd (Ky.) College	
Back-to-back 40-point wins	2014
12/27/14 • (W) 89-42 vs. Brescia (Ky.)	
12/29/14 • (W) 104-62 vs. Alice Lloyd (Ky.) College	
50-point win	01/03/04
(W) 107-52 vs. Kentucky State	
60-point win	12/15/01
(W) 103-40 vs. West Alabama	
30-point loss	11/25/16
(L) 86-47 vs. Washington	
Played in OT game	03/05/16
(W) 96-90 (OT) vs. LA Tech	
Played in a 2OT game	01/18/14
(W) 82-77 (2OT) vs. Arkansas State	
Played in a 3OT game	01/19/84
(L) 76-74 (3OT) vs. Jacksonville	
Played in back-to-back OT games	2016
02/06/16 • (L) 93-89 (OT) at UTEP	
02/13/16 • (L) 96-93 (OT) vs. Marshall	
Won on "last second" shot	02/08/14
(W) 79-78 at UALR	
Trency Jackson hit a 28-footer with 0:00.0 left in regulation	
Lost on "last second" shot	03/21/09
(L) 83-81 in NCAA Tournament vs. #10 Gonzaga	
Demetri Goodson hit 6-footer at 0:00.9	
Had 5 players in double figures	03/10/16
(W) 88-77 vs. UAB	
Had 6 players in double figures	01/29/05
(W) 77-75 at New Mexico State	
Had 7 players in double figures	11/24/01
(W) 101-77 vs. Murray State	
Had 8 players in double figures	12/08/93
(W) 129-91 vs. North Florida	
Had 2 double-figure rebounders	12/11/16
Justin Johnson (10) and Anton Waters (10) at Indiana State	

Had two 20-point scorers	02/06/16
Fredrick Edmond (24) and Aaron Cosby (22) at UTEP	
Had three 20-point scorers	11/13/07
(W) 88-67 vs. Kentucky Wesleyan	
Had 10+ 3FGs	12/17/16
10-of-26 3FG at Detroit Mercy	
Held opponent under 35.0% shooting	11/24/15
30.7% (23-for-75) vs. Central Michigan	
Committed fewer than 10 TOs	03/11/16
4 vs. Old Dominion	
Committed fewer than 5 TOs	03/11/16
4 vs. Old Dominion	
Committed 25+ TOs	11/18/14
25 at Minnesota	
Forced 25+ TOs	11/10/12
26 at Southern Miss	
Shot 60% from the field	11/12/10
60.9% at St. Joseph's	
Shot 70% from the field	02/24/84
71.1% vs. UAB	
Shot 90% from FT line (min. 10)	01/23/16
93.3% (14-of-15) at Charlotte	

A WKU INDIVIDUAL:

Scored 25 pts	03/05/16
Aaron Cosby (34) vs. LA Tech	
Scored 30 pts	03/05/16
Aaron Cosby (34) vs. LA Tech	
Scored 40 pts	01/29/04
Anthony Winchester (40) vs. Louisiana-Lafayette	
Scored 50 pts	01/30/65
Clem Haskins (55) vs. Middle Tennessee	
Had 15 rebounds	11/14/15
Justin Johnson (15) vs. Campbellsville (Ky.)	
Had 20 rebounds	11/25/00
Chris Marcus (21) vs. Tennessee State	
Had 25 rebounds	03/07/72
Granville Bunton (27) at Morehead State	
Had 20 pts and 10 rebs	02/06/16
Fredrick Edmond (24 pts, 14 rebs) and Justin Johnson (15 pts, 12 rebs) at UTEP	
Had 10 assists	02/24/11
Jamal Crook (10) vs. FIU	
Had 5 blocks	11/25/16
Ben Lawson (5) vs. Washington	
Had 5 steals	12/28/15
Marlon Hunter (6) vs. Brescia (Ky.)	
Had a double-double	12/17/16
Justin Johnson (15 pts, 14 rebs) at Detroit Mercy	
Two players had a double-double	02/06/16
Fredrick Edmond (24 pts, 14 rebs) and Justin Johnson (15 pts, 12 rebs) at UTEP	
Had a triple-double	01/01/09
Orlando Mendez-Valdez (18 pts, 12 asts, 10 rebs) vs. Troy	

AN OPPOSING INDIVIDUAL:

Scored 30 pts	03/13/16
Trey Freeman, Old Dominion (42)	
Scored 40 pts	03/13/16
Trey Freeman, Old Dominion (42)	
Had 15 rebounds	11/21/15
Jameel Warney, Stony Brook (16)	
Had 20 rebounds	12/07/03
Cuthbert Victor, Murray State (20)	
Had 20 pts and 10 rebs	11/19/16
Evan Bradds, Belmont (26 pts, 14 rebs)	
Had 10 assists	12/21/16
Jaaron Simmons, Ohio (11)	
Had a double-double	12/21/16
A. Campbell (12 pts, 10 rebs)/J. Simmons (11 pts, 11 asts), Ohio	



HEAD COACH RICK STANSBURY

CAREER RECORD: 298-173 (15TH SEASON)

RECORD AT WKU: FIRST SEASON

With 298 career wins and 11 postseason trips as a head coach to his credit, Rick Stansbury is the 15th head men's basketball coach at Western Kentucky University.

Stansbury, a Battletown, Ky., native and Campbellsville University Class of 2003 Hall of Famer, came to The Hill following two years at 2015-16 Southeastern Conference regular season champion Texas A&M, which included a run to the 2016 NCAA Sweet 16. In his 30 seasons as a head coach or an assistant coach, Stansbury's teams have gone to the postseason 18 times, with Top 5 seeds in the NCAA Tournament in 2016 (3), 2004 (2), 2003 (5), 2002 (3), 1996 (5) and 1995 (5) and in the NIT in 2012 (4), 2010 (1), and 2007 (1).

The veteran head coach made his name over a 22-year run at Mississippi State, including the final 14 as head coach (1999-2012), where he compiled a career record of 293-166 (.638), led the Bulldogs to the postseason 11 times – with six NCAA appearances – and became Mississippi State's all-time wins leader in the process.

In his two seasons in College Station, working for head coach Billy Kennedy, Stansbury helped the Aggie coaching staff sign a consensus top-10 recruiting class, a class regarded as one of the best in school history, in 2015. This past season, with Stansbury serving as associate head coach, the Aggies set a school record for wins with 28 after a 21-12 campaign and third place SEC finish in his first season. Texas A&M's run to the Sweet 16 was the deepest the Aggies have advanced in the tournament in program history.

During Stansbury's final 10 years leading Mississippi State, only Kentucky won more SEC championships than his eight, and over his entire 14-year run at the helm, only Kentucky and Florida won more games. His 293 career victories are the 10th-most in SEC history. The Bulldogs won the SEC tournament in 2002 and 2009, the overall SEC championship in 2004 and dominated the league's Western Division during Stansbury's tenure, winning the side in 2003, 2004, 2007, 2008 and 2010.

His teams were also postseason regulars, appearing in the NCAA Tournament or NIT 11 of his 14 seasons as MSU's head coach including trips to the NCAA Tournament in four consecutive seasons (2002-2005) and consecutive appearances in 2008 and 2009 with NIT trips in 1999, 2001, 2007, 2010 and 2012. Including his time as an assistant, Mississippi State went to the postseason 15 times in 22 seasons.

Seven Bulldogs earned All-America honors, 23 were named All-SEC (11 first teamers), and he posted 20 or more wins in 10 seasons during his 14-year run as head coach. Prior to Stansbury taking over as head coach, MSU had just seven postseason tournament appearances and won at least 20 games just seven times in the school's previous 86 years of basketball competition.

Stansbury is, in every essence of the word, a winner.

THE STANSBURY FILE

PERSONAL

Born: Dec. 23, 1959

Hometown: Battletown, Ky.

Wife: Meo **Children:** Isaac, Noah, Luke

COACHING CAREER

1981-82: Campbellsville (student assistant)

1983-84: Cumberland (graduate assistant)

1985-90: Austin Peay (assistant coach)

1990-94: Mississippi State (assistant coach)

1994-98: Mississippi State (assoc. head coach)

1998-2012: Mississippi State (head coach)

2014-15: Texas A&M (assistant coach)

2015-16: Texas A&M (associate head coach)

2016-17: WKU (head coach)

Off the court, Stansbury's program graduated players at a rate never before seen at Mississippi State. Over his time as head coach, only Vanderbilt had a higher graduation rate in the SEC, and the Bulldogs were third in the SEC with 41 academic honorees in 14 years. Fans also came out in droves in Starkville to watch Stansbury's Bulldogs play. Of the Top 30 most attended games in MSU history, 26 came during Stansbury's run as head coach, including all of the Top 10. He was the only coach in MSU history to average more than 10,000 fans per game in SEC play (2003-04/10,209), and his Bulldogs played in front of an average of over 7,000 fans per night in six of his 14 seasons as head coach.

Stansbury also brings to The Hill a national reputation of success as evidenced by his 2004 SEC Associated Press Coach of the Year, finalist for National Coach of the Year, and District 17 NABC Coach of the Year awards. During the 2003-04 season, Stansbury's Bulldogs ranked as high as No. 4 in the AP poll and finished No. 8 that year, their third consecutive Top 25 finish in the final AP poll. As a recruiter, Stansbury is no stranger to sending players to the NBA ranks. Since 1996, Stansbury has nine lottery picks including the 5th overall pick in the 1999 Draft, Jonathan Bender (Toronto), the 10th overall pick in the 1996 Draft, Erick Dampier (Indiana), and Parade All-American and 2005's 40th overall pick, Monta Ellis (Golden State). Over a nine-year period in Starkville (2003-11), Stansbury signed five different top-20 recruiting classes. His 2005 class was rated the sixth-best nationally by Rivals.com while his final class in the spring of 2011 was No. 12 nationally by the outlet. The Class of 2015 at Texas A&M was rated No. 8 nationally by Rivals.com.

Before going to Starkville, Stansbury spent six seasons as an assistant at Austin Peay State University in Clarksville, Tenn. Working alongside the late Lake Kelly, APSU recorded three consecutive winning seasons including an Ohio Valley Conference tournament championship and NCAA Tournament second-round berth in 1986-87.

His 16-year career as an assistant prior to the MSU head coaching post began at his alma mater,

CAREER RECORD BY OPPONENT 2016-17 OPPONENTS IN BOLD

TEAM	W-L	PCT
AKRON	0-2	.000
ALABAMA	16-14	.533
ALABAMA A&M	4-0	1.000
UAB	2-0	1.000
ALABAMA STATE	4-0	1.000
APPALACHIAN STATE	1-0	1.000
ARIZONA	2-1	.667
ARKANSAS	16-14	.533
ARKANSAS-LITTLE ROCK	3-0	1.000
ARKANSAS-PINE BLUFF	2-0	1.000
ARKANSAS STATE	2-0	1.000
AUBURN	16-12	.571
BAYLOR	0-1	.000
BELMONT	1-1	.500
BETHUNE-COOKMAN	1-0	1.000
BIRMINGHAM-SOUTHERN	1-0	1.000
BRADLEY	1-0	1.000
BUTLER	0-1	.000
CALIFORNIA	0-1	.000
CENTENARY	4-0	1.000
CHARLOTTE	2-1	.667
CHATTANOOGA	1-0	1.000
CINCINNATI	0-2	.000
CLEMSON	0-2	.000
COLORADO STATE	0-1	.000
DEPAUL	1-0	1.000
DETROIT MERCY	2-1	.667
DUKE	0-1	.000
EAST TENNESSEE STATE	0-1	.000
EASTERN KENTUCKY	2-1	.667
FAIRFIELD	1-0	1.000
FAIRLEIGH DICKINSON	1-0	1.000
FLORIDA	8-9	.471
FLORIDA A&M	2-0	1.000
FLORIDA ATLANTIC	1-1	.500
FLORIDA STATE	1-1	.500
GEORGE MASON	1-1	.500
GEORGIA	9-9	.500
GEORGIA STATE	2-0	1.000
HAWAII	0-1	.000
HOLY CROSS	1-0	1.000
HOUSTON	2-0	1.000
IDAHO	1-0	1.000
ILLINOIS-CHICAGO	1-0	1.000
INDIANA STATE	1-0	1.000
JACKSON STATE	2-0	1.000
JACKSONVILLE	1-0	1.000
JACKSONVILLE STATE	5-0	1.000
KENTUCKY	4-13	.235
LAFAYETTE	1-0	1.000
LIBERTY	1-0	1.000
LOUISIANA-LAFAYETTE	3-2	.600
LOUISIANA-MONROE	4-0	1.000
LSU	18-13	.581
LOUISIANA TECH	3-0	1.000
LOYOLA MARYMOUNT	2-0	1.000
MASSACHUSETTS	0-1	.000
MCNEESE STATE	5-0	1.000
MEMPHIS	0-1	.000
MIAMI (FLA.)	1-1	.500
MIAMI-OHIO	0-1	.000
MISSISSIPPI VALLEY STATE	3-0	1.000
MISSOURI	1-2	.333
MISSOURI-KANSAS CITY	1-0	1.000
MONMOUTH	1-0	1.000
MONTANA STATE	1-1	.500
MURRAY STATE	1-0	1.000
NEW ORLEANS	4-0	1.000
NICHOLLS STATE	5-0	1.000
NORTHWESTERN	1-0	1.000
NORTHWESTERN STATE	2-1	.667
NORTH ALABAMA	1-0	1.000
NORTH CAROLINA	0-1	.000
NORTH CAROLINA A&T	2-0	1.000
NORTH TEXAS	1-0	1.000
OHIO	1-0	1.000

CAREER RECORD BY OPPONENT

2016-17 OPPONENTS IN BOLD

TEAM	W-L	PCT
OKLAHOMA	1-0	1.000
OLD DOMINION	1-0	1.000
OLE MISS	21-8	.724
OREGON	1-0	1.000
PITTSBURGH	1-0	1.000
RICHMOND	2-2	.500
RIDER	0-1	.000
RUTGERS	0-1	.000
SAINT MARY'S (CALIF.)	1-2	.333
SAM HOUSTON STATE	1-0	1.000
SAN DIEGO	2-1	.667
SANTA CLARA	2-0	1.000
SOUTH ALABAMA	7-1	.875
SOUTH CAROLINA	12-5	.706
SOUTH CAROLINA STATE	1-0	1.000
SOUTHEASTERN LOUISIANA	5-1	.833
SOUTHERN ILLINOIS	0-1	.000
SOUTHERN MISSISSIPPI	1-0	1.000
STANFORD	1-1	.500
ST. BONAVENTURE	2-0	1.000
SYRACUSE	0-1	.000
TENNESSEE	7-9	.438
TENNESSEE-MARTIN	4-0	1.000
TENNESSEE STATE	1-0	1.000
TEXAS	0-2	.000
TEXAS A&M	1-0	1.000
TEXAS A&M-CORPUS CHRISTI	2-0	1.000
TEXAS-PAN AMERICAN	1-0	1.000
TEXAS TECH	0-1	.000
TROY	3-0	1.000
TULANE	3-0	1.000
TULSA	0-1	.000
UC IRVINE	1-0	1.000
UCLA	1-0	1.000
UNLV	0-1	.000
UTAH STATE	1-0	1.000
VALPARAISO	0-1	.000
VANDERBILT	11-8	.579
VIRGINIA TECH	1-1	.500
WASHINGTON	0-2	.000
WASHINGTON STATE	0-2	.000
WEST VIRGINIA	1-1	.500
WESTERN KENTUCKY	3-1	.750
WINTHROP	0-1	.000
WRIGHT STATE	1-0	1.000
XAVIER	3-1	.750
TOTALS	298-173	.633

Campbellsville, during the 1981-82 season as he worked toward earning a double major in business and physical education. He then moved on to work for Randy Vernon at Cumberland in Williamsburg where he earned his master's in Business Education. In 1983-84, the team went 31-5 and earned a second-round appearance in the NAIA Tournament. In October 1999, Stansbury was honored by the Campbellsville Alumni Association as a proud recipient of the school's Distinguished Alumni Award.

Stansbury's connection to The Hill goes back well before his hiring as head coach to his great uncle, Edgar B. Stansbury, a 1994 WKU Athletics Hall of Famer as a three-sport athlete (baseball, basketball, football), football assistant coach under W.L. "Gander" Terry, and Director of Athletics in 1946 after serving his country in World War II. The concourse inside E.A. Diddle Arena is named in E.B. Stansbury's honor.

STANSBURY'S NBA DRAFT PICKS

Erick Dampier* - 1996 - 10th (Indiana Pacers)
Dontae' Jones* - 1996 - 21st (New York Knicks)
Tyrone Washington - 1999 - 44th (Rockets)
Mario Austin - 2003 - 36th (Chicago Bulls)
Derrick Zimmerman - 2003 - 40th (Golden State)
Lawrence Roberts - 2005 - 55th (SuperSonics)
Jarvis Varnado - 2010 - 41st (Miami Heat)
Arnett Moultrie - 2012 - 27th (Miami Heat)

* As Mississippi State assistant

Stansbury is married to the former Meo Mellen of Roanoke, Va. The couple has three sons, Isaac, Noah and Luke.



HEAD COACHING RECORD

1998-99: Mississippi State.....	20-13 [^]
1999-00: Mississippi State.....	14-16
2000-01: Mississippi State.....	18-13 [^]
2001-02: Mississippi State.....	27-8* [#]
2002-03: Mississippi State.....	21-10* [%]
2003-04: Mississippi State.....	26-4* [%]
2004-05: Mississippi State.....	23-11*
2005-06: Mississippi State.....	15-15
2006-07: Mississippi State.....	21-14 [^] [%]
2007-08: Mississippi State.....	23-11* [%]
2008-09: Mississippi State.....	23-13* [#]
2009-10: Mississippi State.....	24-12 [^] [%]
2010-11: Mississippi State.....	17-14
2011-12: Mississippi State.....	21-12 [^]
2016-17: WKU.....	5-7

298-173 (.633)

(*) NCAA Tournament appearance

([^]) NIT appearance

([#]) SEC Tournament champions

([%]) SEC Western Conference champions

STANSBURY'S COACHING ACCOLADES

CHAMPIONSHIPS

- **SEC WESTERN CONFERENCE CHAMPIONSHIPS** (2003, 2004, 2007, 2008, 2010)
- **SEC TOURNAMENT CHAMPIONS** (2002, 2009)
- **OVERALL SEC CHAMPION** (2004)

POSTSEASON EXPERIENCE AS HEAD COACH

- **NCAA** (2002, 2003, 2004, 2005, 2008, 2009)
- **NIT** (1999, 2001, 2007, 2010, 2012)

AS ASSISTANT

- **NCAA** (1987, 1991, 1995 - SWEET 16, 1996 - FINAL FOUR, 2016 - SWEET 16)
- **NIT** (1990, 1994)

AWARDS

- **SEC COACH OF THE YEAR** (2004)
- **DISTRICT 17 NABC COACH OF THE YEAR** (2004)



#0 JABARI MCGHEE

RS-SOPHOMORE | FORWARD | 6-7 | 205 | RS
ALBANY, GA. (UNIV. OF TENNESSEE)

Opp.	GS	Min	FG	A	Pct	3FG	A	Pct	FT	A	Pct	O	D	T	PF	FO	A	TO	B	S	Pts
ALABAMA STATE	DNP																				
JACKSONVILLE ST.	DNP																				
at Belmont	DNP																				
NC A&T	DNP																				
vs. Washington	DNP																				
at UNLV	DNP																				
at Eastern Ky.	DNP																				
at Missouri	DNP																				
at Indiana State	9	2	3	.667	0	0	.000	2	2	1.000	2	1	3	4	0	0	1	1	1		6
at Saint Mary's	10	0	2	.000	0	0	.000	1	2	.500	0	1	1	1	0	0	0	0	1		1
at Detroit Mercy	8	3	3	1.000	0	0	.000	1	3	.333	1	2	3	1	0	0	1	1	0		7
OHIO	27	3	6	.500	0	0	.000	1	2	.500	3	11	14	2	0	0	1	0	0		7
AUSTIN PEAY																					
at Fla. Atlantic																					
at FIU																					
CHARLOTTE																					
OLD DOMINION																					
at UAB																					
at Middle Tenn.																					
at Marshall																					
UTEP																					
UTSA																					
at LA Tech																					
at Southern Miss																					
MARSHALL																					
MIDDLE TENN.																					
UAB																					
at Charlotte																					
at Old Dominion																					
NORTH TEXAS																					
RICE																					

SEASON/CAREER HIGHS AT WKU

POINTS

Season	7, 2x, last vs. Ohio, 12/21/16
Career	Same

REBOUNDS

Season	14, vs. Ohio, 12/21/16
Career	Same

FIELD GOALS

Season	3, 2x, last vs. Ohio, 12/21/16
Career	Same

FIELD GOALS ATTEMPTED

Season	6, 2x, last vs. Ohio, 12/21/16
Career	Same

THREE-POINT FIELD GOALS

Season	0
Career	Same

THREE-POINT FIELD GOALS ATTEMPTED

Season	0
Career	Same

FREE THROWS

Season	2, at Indiana State, 12/11/16
Career	Same

FREE THROWS ATTEMPTED

Season	3, at Detroit Mercy, 12/17/16
Career	Same

ASSISTS

Season	0
Career	Same

BLOCKED SHOTS

Season	1, 2x, at Detroit Mercy, 12/17/16
Career	Same

STEALS

Season	1, 2x, last at Saint Mary's, 12/14/16
Career	Same

MINUTES PLAYED

Season	27, vs. Ohio, 12/21/16
Career	Same

QUICK-HITTERS

- Scored seven points with a career-high 14 rebounds in 27 minutes against Ohio on 12/21/16
- Scored seven points on 3-of-3 shooting with three rebounds at Detroit Mercy on Dec. 17, 2016
- Made his Hilltopper debut at Indiana State on Dec. 11, 2016, contributing six points and three rebounds in nine minutes
- Averaged 3.8 points and 3.2 rebounds as a red-shirt freshman at Tennessee before transferring
- Played in eight games for the Volunteers in 2014-15 before taking a medical redshirt following a foot injury
- Averaged 24 points and 15 rebounds in his final year of prep ball at Hargrave Military Academy

CAREER STATISTICS

Year	GP	GS	Min	Avg	FG	FGA	Pct	3FG	FGA	Pct	FT	FTA	Pct	Off	Def	Tot	Avg	PF	FO	Ast	TO	Blk	Stl	Pts	Avg
TENNESSEE																									
2014-15	8	2	103	12.9	14	20	.700	0	0	.000	7	17	.412	16	14	30	3.8	24	3	0	3	1	3	35	4.4
2015-16	6	0	65	10.8	9	17	.529	0	0	.000	5	6	.833	8	11	19	3.2	17	0	0	1	3	4	23	3.8
WKU																									
2016-17	4	0	54	13.5	8	14	.571	0	0	.000	5	9	.556	6	15	21	5.3	8	0	0	3	2	2	21	5.3
TOTAL	18	2	222	12.3	31	51	.608	0	0	.000	17	32	.531	30	40	70	3.9	49	3	0	7	6	9	79	4.4



#1 TOBIAS HOWARD

FRESHMAN | GUARD | 6-2 | 185 | HS
LITHONIA, GA. (DME ACADEMY)

Opp.	GS	Min	FG	A	Pct	3FG	A	Pct	FT	A	Pct	O	D	T	PF	FO	A	TO	B	S	Pts
ALABAMA STATE		14	2	4	.500	2	3	.667	0	0	.000	1	2	3	0	0	2	1	0	0	6
JACKSONVILLE ST.		6	1	1	1.000	1	1	1.000	0	0	.000	0	0	0	0	0	0	0	0	0	3
at Belmont		9	0	0	.000	0	0	.000	0	0	.000	1	0	1	1	0	0	1	0	1	0
NC A&T		11	1	3	.333	0	1	.000	0	0	.000	0	0	0	0	0	0	0	0	0	2
vs. Washington		17	3	7	.429	1	4	.250	0	0	.000	1	1	2	2	0	0	2	1	0	7
at UNLV		11	1	3	.333	1	2	.500	0	0	.000	0	0	0	0	0	2	0	0	1	3
at Eastern Ky.		14	0	3	.000	0	2	.000	0	0	.000	0	1	1	0	0	1	0	0	0	0
at Missouri	*	26	2	3	.667	0	1	.000	2	2	1.000	0	0	0	4	0	1	2	0	2	6
at Indiana State	*	31	0	1	.000	0	1	.000	2	2	1.000	1	2	3	1	0	5	1	0	1	2
at Saint Mary's	*	22	2	4	.500	1	3	.333	2	2	1.000	1	3	4	1	0	2	1	0	0	7
at Detroit Mercy	*	18	1	4	.250	0	3	.000	0	0	.000	1	1	2	3	0	0	3	0	0	2
OHIO		DNP																			
AUSTIN PEAY																					
at Fla. Atlantic																					
at FIU																					
CHARLOTTE																					
OLD DOMINION																					
at UAB																					
at Middle Tenn.																					
at Marshall																					
UTEP																					
UTSA																					
at LA Tech																					
at Southern Miss																					
MARSHALL																					
MIDDLE TENN.																					
UAB																					
at Charlotte																					
at Old Dominion																					
NORTH TEXAS																					
RICE																					

SEASON/CAREER HIGHS AT WKU

POINTS

Season 7, 2x, last at Saint Mary's, 12/14/16
Career Same

REBOUNDS

Season 4, at Saint Mary's, 12/14/16
Career Same

FIELD GOALS

Season 3, vs. Washington, 11/25/16
Career Same

FIELD GOALS ATTEMPTED

Season 7, vs. Washington, 11/25/16
Career Same

THREE-POINT FIELD GOALS

Season 2, vs. Alabama State, 11/12/16
Career Same

THREE-POINT FIELD GOALS ATTEMPTED

Season 4, vs. Washington, 11/25/16
Career Same

FREE THROWS

Season 2, 3x, last at Saint Mary's, 12/14/16
Career Same

FREE THROWS ATTEMPTED

Season 2, 3x, last at Saint Mary's, 12/14/16
Career Same

ASSISTS

Season 5, at Indiana State, 12/11/16
Career Same

BLOCKED SHOTS

Season 1, vs. Washington, 11/25/16
Career Same

STEALS

Season 2, at Missouri, 12/03/16
Career Same

MINUTES PLAYED

Season 31, at Indiana State, 12/11/16
Career Same

QUICK-HITTERS

- Tied career high with seven points and grabbed career-high four rebounds against Saint Mary's on Dec. 14, 2016
- Tallied career-high five assists in 31 minutes at Indiana State on 12/11/16
- Made first career start at Missouri on 12/3/16, scoring six points in career-high 26 minutes
- Hit two 3-pointers in his college debut vs. Alabama State on Nov. 12, 2016
- Played fifth prep year at DME Academy in Daytona Beach, Fla., during the 2015-16 season
- Averaged 14.6 points, 4.9 rebounds and 2.8 assists per game for DME Academy, shooting 57.9 percent from 3-point range and 89.4 percent from the free-throw line

CAREER STATISTICS

Year	GP	GS	Min	Avg	FG	FGA	Pct	3FG	FGA	Pct	FT	FTA	Pct	Off	Def	Tot	Avg	PF	FO	Ast	TO	Blk	Stl	Pts	Avg
2016-17	11	4	179	16.3	13	33	.394	6	21	.286	6	6	1.000	6	10	16	1.5	12	0	13	11	1	5	38	3.5
TOTAL	11	4	179	16.3	13	33	.394	6	21	.286	6	6	1.000	6	10	16	1.5	12	0	13	11	1	5	38	3.5



#3 DAMARI PARRIS

FRESHMAN | GUARD | 6-0 | 160 | HS
BOWIE, MD. (EVELYN MACK ACADEMY)

Opp.	GS	Min	FG	A	Pct	3FG	A	Pct	FT	A	Pct	O	D	T	PF	FO	A	TO	B	S	Pts
ALABAMA STATE		12	0	1	.000	0	0	.000	2	2	1.000	1	0	1	1	0	0	1	0	0	2
JACKSONVILLE ST.		8	0	1	.000	0	0	.000	0	0	.000	0	2	2	1	0	1	2	0	0	0
at Belmont		14	3	6	.500	0	1	.000	0	0	.000	0	1	1	2	0	0	1	0	0	6
NC A&T		19	1	5	.200	0	2	.000	0	0	.000	1	1	2	1	0	4	2	0	2	2
vs. Washington		14	0	6	.000	0	0	.000	0	0	.000	0	1	1	3	0	1	1	0	0	0
at UNLV	DNP																				
at Eastern Ky.		1	0	0	.000	0	0	.000	0	0	.000	0	0	0	0	0	0	0	0	0	0
at Missouri		8	0	0	.000	0	0	.000	0	0	.000	0	0	0	0	0	1	0	0	1	0
at Indiana State	DNP																				
at Saint Mary's		4	0	0	.000	0	0	.000	0	0	.000	0	0	0	0	0	0	0	0	0	0
at Detroit Mercy	DNP																				
OHIO		28	5	7	.714	1	2	.500	3	4	.750	1	1	2	2	0	0	1	1	0	14
AUSTIN PEAY																					
at Fla. Atlantic																					
at FIU																					
CHARLOTTE																					
OLD DOMINION																					
at UAB																					
at Middle Tenn.																					
at Marshall																					
UTEP																					
UTSA																					
at LA Tech																					
at Southern Miss																					
MARSHALL																					
MIDDLE TENN.																					
UAB																					
at Charlotte																					
at Old Dominion																					
NORTH TEXAS																					
RICE																					

SEASON/CAREER HIGHS AT WKU

POINTS

Season	14, vs. Ohio, 12/21/16
Career	Same

REBOUNDS

Season	2, 3x, last vs. Ohio, 12/21/16
Career	Same

FIELD GOALS

Season	5, vs. Ohio, 12/21/16
Career	Same

FIELD GOALS ATTEMPTED

Season	7, vs. Ohio, 12/21/16
Career	Same

THREE-POINT FIELD GOALS

Season	1, vs. Ohio, 12/21/16
Career	Same

THREE-POINT FIELD GOALS ATTEMPTED

Season	2, 2x, last vs. Ohio, 12/21/16
Career	Same

FREE THROWS

Season	3, vs. Ohio, 12/21/16
Career	Same

FREE THROWS ATTEMPTED

Season	4, vs. Ohio, 12/21/16
Career	Same

ASSISTS

Season	4, vs. N.C. A&T, 11/22/16
Career	Same

BLOCKED SHOTS

Season	1, vs. Ohio, 12/21/16
Career	Same

STEALS

Season	2, vs. N.C. A&T, 11/22/16
Career	Same

MINUTES PLAYED

Season	28, vs. Ohio, 12/21/16
Career	Same

QUICK-HITTERS

- Scored a career-high 14 points in 28 minutes off the bench against Ohio on Dec. 21, 2016
- Tallied career-high four assists and two steals in 19 minutes vs. North Carolina A&T on Nov. 22, 2016
- Scored his first career field goal at Belmont on Nov. 19, 2016, and tallied six points in 14 minutes
- Netted two free throws in his first college game vs. Alabama State on Nov. 12, 2016, for his first career points
- Averaged 25 points and six assists as a senior at Evelyn Mack Academy in Charlotte, N.C.
- Scored 38 points against Oak Hill Academy, 34 points against Hargrave Military Academy, 34 points against 22ft Academy and 26 points against Huntington Prep Academy

CAREER STATISTICS

Year	GP	GS	Min	Avg	FG	FGA	Pct	3FG	FGA	Pct	FT	FTA	Pct	Off	Def	Tot	Avg	PF	FO	Ast	TO	Blk	Stl	Pts	Avg
2016-17	9	0	108	12.0	9	26	.346	1	5	.200	5	6	.833	3	6	9	1.0	10	0	7	8	1	3	24	2.7
TOTAL	9	0	108	12.0	9	26	.346	1	5	.200	5	6	.833	3	6	9	1.0	10	0	7	8	1	3	24	2.7



#5 JUNIOR LOMOMBA

RS-SENIOR | GUARD | 6-5 | 205 | TR

MONTREAL, QUEBEC, CANADA (PROVIDENCE)

Opp.	GS	Min	FG	A	Pct	3FG	A	Pct	FT	A	Pct	O	D	T	PF	FO	A	TO	B	S	Pts
ALABAMA STATE	*	28	1	5	.200	1	1	1.000	6	6	1.000	0	6	6	0	0	3	3	0	0	9
JACKSONVILLE ST.	*	33	2	6	.333	0	2	.000	7	7	1.000	0	2	2	2	0	7	4	0	1	11
at Belmont	*	30	3	9	.333	0	2	.000	0	1	.000	0	0	0	2	0	5	3	0	0	6
NC A&T	*	21	0	3	.000	0	1	.000	2	2	1.000	0	0	0	5	1	2	2	0	0	2
vs. Washington	*	26	1	7	.143	0	1	.000	0	1	.000	0	2	2	1	0	4	5	0	0	2
at UNLV	*	33	2	6	.333	0	3	.000	1	2	.500	0	2	2	3	0	3	3	1	1	5
at Eastern Ky.	*	36	3	5	.600	0	0	.000	9	12	.750	0	2	2	2	0	1	3	0	1	15
at Missouri	*	35	3	9	.333	1	3	.333	2	3	.667	0	3	3	5	1	6	2	0	1	9
at Indiana State	*	28	4	6	.667	3	3	1.000	1	2	.500	0	4	4	1	0	1	5	0	1	12
at Saint Mary's	*	27	0	2	.000	0	1	.000	0	0	.000	0	0	0	0	0	1	2	0	0	0
at Detroit Mercy	*	37	5	9	.556	1	2	.500	0	0	.000	2	1	3	2	0	5	4	0	2	11
OHIO	*	13	1	5	.200	0	2	.000	0	0	.000	0	1	1	2	0	1	2	0	0	2
AUSTIN PEAY																					
at Fla. Atlantic																					
at FIU																					
CHARLOTTE																					
OLD DOMINION																					
at UAB																					
at Middle Tenn.																					
at Marshall																					
UTEP																					
UTSA																					
at LA Tech																					
at Southern Miss																					
MARSHALL																					
MIDDLE TENN.																					
UAB																					
at Charlotte																					
at Old Dominion																					
NORTH TEXAS																					
RICE																					

SEASON/CAREER HIGHS AT WKU

POINTS

Season 15, at Eastern Kentucky, 11/30/16
Career Same

REBOUNDS

Season 6, vs. Alabama State, 11/12/16
Career Same

FIELD GOALS

Season 5, at Detroit Mercy, 12/17/16
Career Same

FIELD GOALS ATTEMPTED

Season 9, 3x, last at Detroit Mercy, 12/17/16
Career Same

THREE-POINT FIELD GOALS

Season 3, at Indiana State, 12/11/16
Career Same

THREE-POINT FIELD GOALS ATTEMPTED

Season 3, 3x, last at Indiana State, 12/11/16
Career Same

FREE THROWS

Season 9, at Eastern Kentucky, 11/30/16
Career Same

FREE THROWS ATTEMPTED

Season 12, at Eastern Kentucky, 11/30/16
Career Same

ASSISTS

Season 7, vs. Jacksonville State, 11/16/16
Career Same

BLOCKED SHOTS

Season 1, at UNLV, 11/26/16
Career Same

STEALS

Season 2, at Detroit Mercy, 12/17/16
Career Same

MINUTES PLAYED

Season 37, at Detroit Mercy, 12/17/16
Career Same

QUICK-HITTERS

- Made all three of his 3-point attempts at Indiana State on Dec. 11, 2016, tying a career high
- Set new season high with 15 points, including 9 of 12 free throws, at ECU on Nov. 30, 2016
- Set new career high with seven assists against Jacksonville State on Nov. 16, 2016
- Registered nine points, six rebounds and three assists in his Hilltopper debut vs. Alabama State on Nov. 12, 2016
- Reached NCAA Tournament last two seasons with Providence, starting 34 games in 2015-16
- Graduated in 2016 and is enrolled in graduate school at WKU studying intercollegiate athletic administration
- Won two state titles as a prep player at Madison (Wis.) Memorial High School
- Originally from Montreal, Quebec, Canada, and speaks French

CAREER STATISTICS

Year	GP	GS	Min	Avg	FG	FGA	Pct	3FG	FGA	Pct	FT	FTA	Pct	Off	Def	Tot	Avg	PF	FO	Ast	TO	Blk	Stl	Pts	Avg
CLEVELAND STATE																									
2012-13	25	3	462	18.5	39	121	.322	12	33	.364	55	80	.688	23	35	58	2.3	43	1	31	40	1	20	145	5.8
PROVIDENCE																									
2013-14	Sat out per NCAA transfer rules																								
2014-15	31	13	344	11.1	15	46	.326	2	11	.182	21	32	.656	11	26	37	1.2	27	0	13	13	1	8	53	1.7
2015-16	35	34	855	24.4	63	156	.404	15	47	.319	43	64	.672	28	60	88	2.5	63	0	68	44	1	13	184	5.3
WKU																									
2016-17	12	12	347	28.9	25	72	.347	6	21	.286	28	36	.778	2	23	25	2.1	25	2	39	38	1	7	84	7.0
TOTAL	103	62	2,008	19.5	142	395	.359	35	112	.313	147	212	.693	64	144	208	2.0	158	3	151	135	4	48	466	4.5



#12 PANCAKE THOMAS

RS- SENIOR | GUARD | 6-4 | 195 | TR
BATON ROUGE, LA. (HARTFORD)

Opp.	GS	Min	FG	A	Pct	3FG	A	Pct	FT	A	Pct	O	D	T	PF	FO	A	TO	B	S	Pts
ALABAMA STATE	*	34	3	11	.273	1	3	.333	8	8	1.000	0	2	2	0	0	4	2	0	0	15
JACKSONVILLE ST.	*	36	5	10	.500	4	7	.571	0	0	.000	0	0	0	2	0	2	2	0	0	14
at Belmont	*	37	2	9	.222	0	2	.000	4	4	1.000	1	5	6	1	0	1	1	0	2	8
NC A&T	*	35	4	7	.571	1	3	.333	4	5	.800	0	3	3	1	0	1	2	0	0	13
vs. Washington	*	33	4	14	.286	1	4	.250	1	1	1.000	2	2	4	1	0	1	1	0	1	10
at UNLV	*	38	5	12	.417	3	6	.500	0	0	.000	1	2	3	1	0	2	1	0	1	13
at Eastern Ky.	*	37	3	11	.273	1	7	.143	0	0	.000	1	1	2	1	0	4	2	0	2	7
at Missouri	*	39	3	12	.250	1	5	.200	2	5	.400	0	5	5	1	0	1	1	0	1	9
at Indiana State	*	35	7	13	.538	2	4	.500	6	8	.750	0	3	3	1	0	1	1	0	2	22
at Saint Mary's	*	29	2	8	.250	0	3	.000	0	0	.000	1	3	4	1	0	0	1	0	1	4
at Detroit Mercy	*	40	4	12	.333	3	9	.333	0	0	.000	1	2	3	2	0	6	2	0	0	11
OHIO	*	34	5	9	.556	1	3	.333	4	4	1.000	0	3	3	1	0	2	2	0	3	15
AUSTIN PEAY																					
at Fla. Atlantic																					
at FIU																					
CHARLOTTE																					
OLD DOMINION																					
at UAB																					
at Middle Tenn.																					
at Marshall																					
UTEP																					
UTSA																					
at LA Tech																					
at Southern Miss																					
MARSHALL																					
MIDDLE TENN.																					
UAB																					
at Charlotte																					
at Old Dominion																					
NORTH TEXAS																					
RICE																					

SEASON/CAREER HIGHS AT WKU

POINTS

Season 22, at Indiana State, 12/11/16
Career Same

REBOUNDS

Season 6, at Belmont, 11/19/16
Career Same

FIELD GOALS

Season 7, at Indiana State, 12/11/16
Career Same

FIELD GOALS ATTEMPTED

Season 14, vs. Washington, 11/25/16
Career Same

THREE-POINT FIELD GOALS

Season 4, vs. Jacksonville State, 11/16/16
Career Same

THREE-POINT FIELD GOALS ATTEMPTED

Season 9, at Detroit Mercy, 12/17/16
Career Same

FREE THROWS

Season 8, vs. Alabama State, 11/12/16
Career Same

FREE THROWS ATTEMPTED

Season 8, 2x, last at Indiana State, 12/11/16
Career Same

ASSISTS

Season 6, at Detroit Mercy, 12/17/16
Career Same

BLOCKED SHOTS

Season 0
Career Same

STEALS

Season 3, vs. Ohio, 12/21/16
Career Same

MINUTES PLAYED


Season 40, at Detroit Mercy, 12/17/16
Career Same

QUICK-HITTERS

- Scored 15 points with four assists in his Hilltopper debut vs. Alabama State on Nov. 12, 2016
- Graduated in 2016 and is enrolled in graduate school at WKU studying intercollegiate athletic administration
- Averaged 18.9 points, 6.4 rebounds, and 2.8 assists last season at Hartford
- Only player in the America East to finish in the league's top 10 in points, rebounds, assists and steals last season
- Reached NCAA Tournament in first two seasons at New Mexico
- Won Louisiana state title as senior at Scotlandville Magnet School in Baton Rouge, La.
- Real first name is "Cleveland" and was nicknamed "Pancake" as a child by his grandmother

CAREER STATISTICS

Year	GP	GS	Min	Avg	FG	FGA	Pct	3FG	FGA	Pct	FT	FTA	Pct	Off	Def	Tot	Avg	PF	FO	Ast	TO	Blk	Stl	Pts	Avg
NEW MEXICO																									
2012-13	34	2	217	6.4	12	31	.387	0	3	.000	14	18	.778	8	20	28	0.8	23	0	17	11	0	4	38	1.1
2013-14	33	10	513	15.5	39	115	.339	21	59	.356	34	39	.872	28	52	80	2.4	30	0	25	18	1	8	133	4.0
HARTFORD																									
2014-15	Sat out per NCAA transfer rules																								
2015-16	30	28	1,038	34.6	178	407	.437	81	190	.426	129	156	.827	30	163	193	6.4	72	0	84	53	6	36	566	18.9
WKU																									
2016-17	12	12	427	35.6	47	128	.367	18	56	.321	29	35	.829	7	31	38	3.2	13	0	25	18	0	13	141	11.8
TOTAL	109	52	2,195	20.1	276	681	.405	120	308	.390	206	248	.831	73	266	339	3.1	138	0	151	100	7	61	878	8.1



#14 BEN LAWSON

SENIOR | FORWARD | 7-1 | 235 | 3L
HITCHIN, ENGLAND (OAKLANDS COLLEGE)

Opp.	GS	Min	FG	A	Pct	3FG	A	Pct	FT	A	Pct	O	D	T	PF	FO	A	TO	B	S	Pts
ALABAMA STATE	*	21	3	5	.600	0	0	.000	2	4	.500	2	4	6	0	0	0	1	1	0	8
JACKSONVILLE ST.	*	26	3	7	.429	0	0	.000	2	3	.667	1	4	5	1	0	0	0	2	1	8
at Belmont	*	27	4	7	.571	0	1	.000	1	2	.500	0	4	4	1	0	0	3	3	0	9
NC A&T	*	23	4	6	.667	0	0	.000	5	7	.714	3	4	7	1	0	0	0	2	0	13
vs. Washington	*	15	0	0	.000	0	0	.000	0	2	.000	1	3	4	4	0	0	3	5	0	0
at UNLV	*	10	1	3	.333	0	0	.000	0	0	.000	0	2	2	2	0	0	0	1	0	2
at Eastern Ky.	*	18	0	2	.000	0	0	.000	2	2	1.000	0	3	3	2	0	0	1	3	1	2
at Missouri		20	2	2	1.000	0	0	.000	0	0	.000	2	2	4	3	0	0	3	3	0	4
at Indiana State		2	0	0	.000	0	0	.000	0	0	.000	0	0	0	2	0	0	0	0	0	0
at Saint Mary's		17	3	4	.750	0	0	.000	2	2	1.000	1	4	5	1	0	0	2	1	1	8
at Detroit Mercy		17	3	5	.600	0	0	.000	3	3	1.000	1	2	3	1	0	1	0	2	0	9
OHIO	*	13	1	5	.200	0	0	.000	2	2	1.000	2	0	2	3	0	0	1	0	0	4
AUSTIN PEAY																					
at Fla. Atlantic																					
at FIU																					
CHARLOTTE																					
OLD DOMINION																					
at UAB																					
at Middle Tenn.																					
at Marshall																					
UTEP																					
UTSA																					
at LA Tech																					
at Southern Miss																					
MARSHALL																					
MIDDLE TENN.																					
UAB																					
at Charlotte																					
at Old Dominion																					
NORTH TEXAS																					
RICE																					

SEASON/CAREER HIGHS AT WKU

POINTS

Season 13, vs. N.C. A&T, 11/22/16
Career 14, vs. UAB, 01/28/16

REBOUNDS

Season 7, vs. N.C. A&T, 11/22/16
Career 12, 2x, last vs. Alabama A&M, 12/16/15

FIELD GOALS

Season 4, 2x, last vs. N.C. A&T, 11/22/16
Career 5, 2x, last vs. Camp. (Ky.), 11/14/15

FIELD GOALS ATTEMPTED

Season 7, 2x, last at Belmont, 11/19/16
Career 11, vs. Florida Atlantic, 01/09/16

THREE-POINT FIELD GOALS

Season 0
Career 1, at Marshall, 01/03/16

THREE-POINT FIELD GOALS ATTEMPTED

Season 1, at Belmont, 11/19/16
Career 1, 4x, last at Belmont, 11/19/16

FREE THROWS

Season 5, vs. N.C. A&T, 11/22/16
Career 6, vs. UAB, 01/28/16

FREE THROWS ATTEMPTED

Season 7, vs. N.C. A&T, 11/22/16
Career 7, 2x, last vs. N.C. A&T, 11/22/16

ASSISTS

Season 1, at Detroit Mercy, 12/17/16
Career 3, 2x, last vs. Brescia (Ky.), 12/27/14

BLOCKED SHOTS

Season 5, vs. Washington, 11/25/16
Career 6, 2x, last vs. Brescia (Ky.), 12/28/15

STEALS

Season 1, 3x, last at Saint Mary's, 12/14/16
Career 3, vs. Marshall, 03/11/15

MINUTES PLAYED

Season 27, at Belmont, 11/19/16
Career 33, 2x, last vs. Florida Atlantic, 01/09/16

QUICK-HITTERS

- Blocked season-high five shots vs. Washington on Nov 25, 2016
- Notched season-high 13 points and seven rebounds with two blocks against North Carolina A&T on Nov. 22, 2016
- Blocked 66 shots in 2015-16, the seventh-most in a season in WKU history, and ranked fifth in Conference USA with 1.9 blocks per game
- One of four Hilltoppers – along with Jeremy Evans, Elgrace Wilborn and Chris Marcus – with at least 50 blocks in multiple seasons
- Has played for Great Britain's National Team three times in the FIBA European Championships, most recently in 2015 in the U20 championships

CAREER STATISTICS

Year	GP	GS	Min	Avg	FG	FGA	Pct	3FG	FGA	Pct	FT	FTA	Pct	Off	Def	Tot	Avg	PF	FO	Ast	TO	Blk	Stl	Pts	Avg
2013-14	12	2	95	7.9	8	17	.471	0	2	.000	8	12	.667	6	12	18	1.5	16	1	2	6	9	1	24	2.0
2014-15	32	8	602	18.8	49	84	.583	0	0	.000	25	51	.490	35	68	103	3.2	71	0	21	27	53	14	123	3.8
2015-16	34	11	547	16.1	57	96	.594	1	1	1.000	56	73	.767	37	75	112	3.3	91	6	13	37	66	11	171	5.0
2016-17	12	8	209	17.4	24	46	.522	0	1	.000	19	27	.704	13	32	45	3.8	21	0	1	14	23	3	67	5.6
TOTAL	90	29	1,453	16.1	138	243	.568	1	4	.250	108	163	.663	91	187	278	3.1	199	7	37	84	151	29	385	4.3



#15 TYLER MILLER

JUNIOR | GUARD | 6-4 | 185 | TR
LOUISVILLE, KY. (MARSHALLTOWN CC)

Opp.	GS	Min	FG	A	Pct	3FG	A	Pct	FT	A	Pct	O	D	T	PF	FO	A	TO	B	S	Pts
ALABAMA STATE		1	0	0	.000	0	0	.000	0	0	.000	0	0	0	0	0	0	0	0	0	0
JACKSONVILLE ST.		DNP																			
at Belmont		1	0	0	.000	0	0	.000	0	0	.000	0	0	0	0	0	0	0	0	0	0
NC A&T		2	0	0	.000	0	0	.000	0	0	.000	0	0	0	0	0	1	0	0	0	0
vs. Washington		2	0	0	.000	0	0	.000	0	0	.000	0	0	0	0	0	0	0	0	1	0
at UNLV		DNP																			
at Eastern Ky.		1	0	0	.000	0	0	.000	0	0	.000	0	0	0	0	0	0	0	0	0	0
at Missouri		DNP																			
at Indiana State		DNP																			
at Saint Mary's		DNP																			
at Detroit Mercy		DNP																			
OHIO		DNP																			
AUSTIN PEAY																					
at Fla. Atlantic																					
at FIU																					
CHARLOTTE																					
OLD DOMINION																					
at UAB																					
at Middle Tenn.																					
at Marshall																					
UTEP																					
UTSA																					
at LA Tech																					
at Southern Miss																					
MARSHALL																					
MIDDLE TENN.																					
UAB																					
at Charlotte																					
at Old Dominion																					
NORTH TEXAS																					
RICE																					

SEASON/CAREER HIGHS AT WKU

POINTS

Season	0
Career	Same

REBOUNDS

Season	0
Career	Same

FIELD GOALS

Season	0
Career	Same

FIELD GOALS ATTEMPTED

Season	0
Career	Same

THREE-POINT FIELD GOALS

Season	0
Career	Same

THREE-POINT FIELD GOALS ATTEMPTED

Season	0
Career	Same

FREE THROWS

Season	0
Career	Same

FREE THROWS ATTEMPTED

Season	0
Career	Same

ASSISTS

Season	1, vs. N.C. A&T, 11/22/16
Career	Same

BLOCKED SHOTS

Season	0
Career	Same

STEALS

Season	1, vs. Washington, 11/25/16
Career	Same

MINUTES PLAYED

Season	2, 2x, last vs. Washington, 11/25/16
Career	Same

QUICK-HITTERS

- Registered first assist as a Hilltopper against North Carolina A&T on Nov. 22, 2016
- Made Hilltopper debut on Nov. 12, 2016, against Alabama State
- Appeared in 59 games over two seasons at Marshalltown Community College, including 53 starts
- Averaged 8.5 points, 4.1 rebounds, 4.1 assists and 1.7 steals as a sophomore
- Named Defensive Player of the Year in his final prep season at 22ft Academy
- Previously played basketball, football and track at Louisville Male High School
- Mother played basketball at the University of Louisville.

CAREER STATISTICS

Year	GP	GS	Min	Avg	FG	FGA	Pct	3FG	FGA	Pct	FT	FTA	Pct	Off	Def	Tot	Avg	PF	FO	Ast	TO	Blk	Stl	Pts	Avg
MARSHALLTOWN COMMUNITY COLLEGE																									
2014-15	28	22	652	23.3	37	112	.330	1	9	.111	29	49	.592	18	45	63	2.3	50	1	49	36	14	27	104	3.7
2015-16	31	31	843	27.2	92	214	.430	8	31	.258	70	127	.551	32	95	127	4.1	62	0	126	76	6	54	262	8.5
WKU																									
2016-17	5	0	7	1.4	0	0	.000	0	0	.000	0	0	.000	0	0	0	0.0	0	0	1	0	0	1	0	0.0
WKU TOTAL	5	0	7	1.4	0	0	.000	0	0	.000	0	0	.000	0	0	0	0.0	0	0	1	0	0	1	0	0.0



#21 MARKO STAJKOVSKI

FRESHMAN | GUARD | 6-7 | 195 | HS
NOVI SAD, SERBIA (E-GIMNAZIJA NOVI SAD)

Opp.	GS	Min	FG	A	Pct	3FG	A	Pct	FT	A	Pct	O	D	T	PF	FO	A	TO	B	S	Pts
ALABAMA STATE	DNP																				
JACKSONVILLE ST.	DNP																				
at Belmont	1	0	0	.000	0	0	.000	0	0	.000	0	0	0	0	0	0	0	0	0	0	0
NC A&T	2	0	0	.000	0	0	.000	0	0	.000	0	1	1	0	0	0	0	0	0	0	0
vs. Washington	DNP																				
at UNLV	DNP																				
at Eastern Ky.	DNP																				
at Missouri	DNP																				
at Indiana State	DNP																				
at Saint Mary's	DNP																				
at Detroit Mercy	DNP																				
OHIO	DNP																				
AUSTIN PEAY																					
at Fla. Atlantic																					
at FIU																					
CHARLOTTE																					
OLD DOMINION																					
at UAB																					
at Middle Tenn.																					
at Marshall																					
UTEP																					
UTSA																					
at LA Tech																					
at Southern Miss																					
MARSHALL																					
MIDDLE TENN.																					
UAB																					
at Charlotte																					
at Old Dominion																					
NORTH TEXAS																					
RICE																					

SEASON/CAREER HIGHS AT WKU

POINTS

Season	0
Career	0

REBOUNDS

Season	1, vs. N.C. A&T, 11/22/16
Career	0

FIELD GOALS

Season	0
Career	0

FIELD GOALS ATTEMPTED

Season	0
Career	0

THREE-POINT FIELD GOALS

Season	0
Career	0

THREE-POINT FIELD GOALS ATTEMPTED

Season	0
Career	0

FREE THROWS

Season	0
Career	0

FREE THROWS ATTEMPTED

Season	0
Career	0

ASSISTS

Season	0
Career	0

BLOCKED SHOTS

Season	0
Career	0

STEALS

Season	0
Career	0

MINUTES PLAYED

Season	2, vs. N.C. A&T, 11/22/16
Career	0

QUICK-HITTERS

- Grabbed first career rebound against North Carolina A&T on Nov. 22, 2016
- Made college debut at Belmont on Nov. 19, 2016, and registered one minute
- Won Hungarian National Championship with Szolnoki Olaj while attending E-Gimnazija Novi Sad in Serbia
- Competed for Crvena Zvezda Junior Team in Belgrade, Serbia, winning the Euroleague Basketball International Junior Tournament

CAREER STATISTICS

Year	GP	GS	Min	Avg	FG	FGA	Pct	3FG	FGA	Pct	FT	FTA	Pct	Off	Def	Tot	Avg	PF	FO	Ast	TO	Blk	Stl	Pts	Avg
2016-17	2	0	3	1.5	0	0	.000	0	0	.000	0	0	.000	0	1	1	0.5	0	0	0	0	0	0	0	0.0
TOTAL	2	0	3	1.5	0	0	.000	0	0	.000	0	0	.000	0	1	1	0.5	0	0	0	0	0	0	0	0.0



#23 JUSTIN JOHNSON

JUNIOR | FORWARD | 6-7 | 240 | 2L
HAZARD, KY. (PERRY COUNTY CENTRAL HS)

Opp.	GS	Min	FG	A	Pct	3FG	A	Pct	FT	A	Pct	O	D	T	PF	FO	A	TO	B	S	Pts
ALABAMA STATE	*	28	3	8	.375	0	2	.000	3	6	.500	0	7	7	1	0	0	3	1	1	9
JACKSONVILLE ST.	*	36	6	14	.429	2	4	.500	3	3	1.000	4	6	10	0	0	1	0	1	0	17
at Belmont	*	30	7	11	.636	3	4	.750	0	1	.000	1	8	9	2	0	2	2	1	0	17
NC A&T	*	25	2	5	.400	0	0	.000	8	8	1.000	3	7	10	3	0	3	3	2	0	12
vs. Washington	*	32	2	9	.222	0	1	.000	1	2	.500	3	8	11	2	0	2	0	0	0	5
at UNLV	*	34	3	8	.375	0	0	.000	4	6	.667	3	7	10	4	0	3	2	1	0	10
at Eastern Ky.	*	33	6	10	.600	1	1	1.000	5	7	.714	2	6	8	0	0	0	1	1	0	18
at Missouri	*	25	5	11	.455	0	1	.000	4	7	.571	1	4	5	3	0	1	2	0	0	14
at Indiana State	*	33	4	7	.571	1	1	1.000	5	8	.625	1	9	10	1	0	6	1	0	1	14
at Saint Mary's	*	27	4	10	.400	2	3	.667	1	2	.500	1	5	6	1	0	2	3	0	0	11
at Detroit Mercy	*	32	6	11	.545	0	1	.000	3	4	.750	4	10	14	2	0	1	2	2	1	15
OHIO	*	24	5	9	.556	0	2	.000	5	7	.714	1	8	9	3	0	0	1	2	0	15
AUSTIN PEAY																					
at Fla. Atlantic																					
at FIU																					
CHARLOTTE																					
OLD DOMINION																					
at UAB																					
at Middle Tenn.																					
at Marshall																					
UTEP																					
UTSA																					
at LA Tech																					
at Southern Miss																					
MARSHALL																					
MIDDLE TENN.																					
UAB																					
at Charlotte																					
at Old Dominion																					
NORTH TEXAS																					
RICE																					

SEASON/CAREER HIGHS AT WKU

POINTS

Season 18, at Eastern Kentucky, 11/30/16
Career 25, vs. FIU, 01/07/16

REBOUNDS

Season 14, at Detroit Mercy, 12/17/16
Career 15, 2x, last vs. UAB, 03/10/16

FIELD GOALS

Season 7, at Belmont, 11/19/16
Career 11, at Marshall, 01/03/16

FIELD GOALS ATTEMPTED

Season 14, vs. Jacksonville State, 11/16/16
Career 18, vs. Stony Brook, 11/21/15

THREE-POINT FIELD GOALS

Season 3, at Belmont, 11/19/16
Career Same

THREE-POINT FIELD GOALS ATTEMPTED

Season 4, 2x, last at Belmont, 11/19/16
Career Same

FREE THROWS

Season 8, vs. N.C. A&T, 11/22/16
Career 11, vs. FIU, 01/07/16

FREE THROWS ATTEMPTED

Season 8, 2x, last at Indiana State, 12/11/16
Career 11, 2x, last vs. FIU, 01/07/16

ASSISTS

Season 6, at Indiana State, 12/11/16
Career Same

BLOCKED SHOTS

Season 2, 3x, last vs. Ohio, 12/21/16
Career 3, vs. Campbellsville (Ky.), 11/14/15

STEALS

Season 1, 3x, last at Detroit Mercy, 12/17/16
Career 2, 7x, last at UAB, 02/27/16

MINUTES PLAYED

Season 36, vs. Jacksonville State, 11/16/16
Career 38, vs. LA Tech, 03/05/16

QUICK-HITTERS

- Scored 15 points and grabbed season-high 14 rebounds at Detroit Mercy on Dec. 17, 2016
- Tallied 14 points, 10 rebounds and a career-high six assists at Indiana State on Dec. 11, 2016
- Scored season-high 18 points at Eastern Kentucky on Nov. 30, 2016
- Knocked down a career-high three 3-pointers at Belmont on Nov. 19, 2016
- Named to Conference USA Preseason All-Conference Team
- Averaged 14.9 points and 7.9 rebounds per game, becoming the first Hilltopper to lead the team in both categories since Derrick Gordon in 2011-12
- Ranked second in C-USA and in the top 20 in the nation in field goal percentage at 60.2 percent
- His 507 points last season were the seventh-most ever by a Hilltopper sophomore

CAREER STATISTICS

Year	GP	GS	Min	Avg	FG	FGA	Pct	3FG	FGA	Pct	FT	FTA	Pct	Off	Def	Tot	Avg	PF	FO	Ast	TO	Blk	Stl	Pts	Avg
2014-15	31	1	482	15.5	60	119	.504	0	3	.000	29	67	.433	46	80	126	4.1	48	0	22	18	14	13	149	4.8
2015-16	34	26	984	28.9	197	327	.602	1	9	.111	112	166	.675	102	168	270	7.9	73	3	48	58	19	16	507	14.9
2016-17	12	12	359	29.9	53	113	.469	9	20	.450	42	61	.689	24	85	109	9.1	22	0	21	20	11	3	157	13.1
TOTAL	77	39	1,825	23.7	310	559	.555	10	32	.313	183	294	.622	172	333	505	6.6	143	3	91	96	44	32	813	10.6



#24 WILLIE CARMICHAEL

RS-SOPHOMORE | FORWARD | 6-8 | 210 | RS
APOPKA, FLA. (UNIV. OF TENNESSEE)

Opp.	GS	Min	FG	A	Pct	3FG	A	Pct	FT	A	Pct	O	D	T	PF	FO	A	TO	B	S	Pts
ALABAMA STATE	DNP																				
JACKSONVILLE ST.	DNP																				
at Belmont	DNP																				
NC A&T	DNP																				
vs. Washington	DNP																				
at UNLV	DNP																				
at Eastern Ky.	DNP																				
at Missouri	DNP																				
at Indiana State	DNP																				
at Saint Mary's	4	0	1	.000	0	1	.000	2	2	1.000	0	2	2	0	0	0	1	0	0	2	
at Detroit Mercy	DNP																				
OHIO	6	0	2	.000	0	1	.000	0	0	.000	0	0	0	0	0	0	0	1	0	0	0
AUSTIN PEAY																					
at Fla. Atlantic																					
at FIU																					
CHARLOTTE																					
OLD DOMINION																					
at UAB																					
at Middle Tenn.																					
at Marshall																					
UTEP																					
UTSA																					
at LA Tech																					
at Southern Miss																					
MARSHALL																					
MIDDLE TENN.																					
UAB																					
at Charlotte																					
at Old Dominion																					
NORTH TEXAS																					
RICE																					

SEASON/CAREER HIGHS AT WKU

POINTS

Season	2, at Saint Mary's, 12/14/16
Career	Same

REBOUNDS

Season	2, at Saint Mary's, 12/14/16
Career	Same

FIELD GOALS

Season	0
Career	0

FIELD GOALS ATTEMPTED

Season	2, vs. Ohio, 12/21/16
Career	Same

THREE-POINT FIELD GOALS

Season	0
Career	0

THREE-POINT FIELD GOALS ATTEMPTED

Season	1, 2x, last vs. Ohio, 12/21/16
Career	Same

FREE THROWS

Season	2, at Saint Mary's, 12/14/16
Career	Same

FREE THROWS ATTEMPTED

Season	2, at Saint Mary's, 12/14/16
Career	Same

ASSISTS

Season	0
Career	0

BLOCKED SHOTS

Season	0
Career	0

STEALS

Season	0
Career	0

MINUTES PLAYED

Season	6, vs. Ohio, 12/21/16
Career	Same

QUICK-HITTERS

- Made Hilltopper debut at Saint Mary's on Dec. 14, 2016, scoring two points with two rebounds in four minutes
- Sat out last season at WKU after transferring from the University of Tennessee
- Appeared in all 32 games for Tennessee as a freshman with 19 starts, averaging 3.0 points and 2.3 rebounds per game
- Led the Volunteers in field goal percentage at 51.9 percent
- Named 7A State Player of the Year by the Orlando Sentinel as a senior at Wekiva (Fla.) High School

CAREER STATISTICS

Year	GP	GS	Min	Avg	FG	FGA	Pct	3FG	FGA	Pct	FT	FTA	Pct	Off	Def	Tot	Avg	PF	FO	Ast	TO	Blk	Stl	Pts	Avg
TENNESSEE																									
2014-15	32	19	475	14.8	40	77	.519	0	0	.000	15	24	.625	44	31	75	2.3	101	4	11	29	13	6	95	3.0
WKU																									
2015-16	Sat out per NCAA transfer rules																								
2016-17	2	0	10	5.0	0	3	.000	0	2	.000	2	2	1.000	0	2	2	1.0	0	0	0	2	0	0	2	1.0
TOTAL	34	20	485	14.3	40	80	.500	0	2	.000	17	26	.654	44	33	77	2.3	101	4	11	31	13	6	97	2.9



#32 QUE JOHNSON

RS-SENIOR | GUARD | 6-6 | 205 | TR
PONTIAC, MICH. (WASHINGTON STATE)

Opp.	GS	Min	FG	A	Pct	3FG	A	Pct	FT	A	Pct	O	D	T	PF	FO	A	TO	B	S	Pts
ALABAMA STATE	*	30	5	9	.556	3	6	.500	3	5	.600	0	9	9	3	0	1	3	1	2	16
JACKSONVILLE ST.	*	37	6	11	.545	2	4	.500	0	0	.000	1	6	7	2	0	1	2	0	2	14
at Belmont	*	34	6	15	.400	2	5	.400	0	0	.000	2	0	2	1	0	1	3	0	1	14
NC A&T	*	31	5	9	.556	3	7	.429	5	6	.833	0	3	3	0	0	0	1	0	1	18
vs. Washington	*	30	3	12	.250	1	5	.200	5	7	.714	0	5	5	4	0	0	1	0	1	12
at UNLV	*	39	5	14	.357	3	10	.300	3	4	.750	1	6	7	2	0	3	2	1	2	16
at Eastern Ky.	*	33	3	8	.375	2	5	.400	5	6	.833	0	4	4	4	0	3	3	0	1	13
at Missouri	*	34	5	12	.417	1	5	.200	1	2	.500	0	8	8	2	0	1	3	1	1	12
at Indiana State	*	29	5	11	.455	2	4	.500	3	4	.750	1	1	2	3	0	0	4	1	2	15
at Saint Mary's	*	31	5	12	.417	1	4	.250	0	1	.000	1	3	4	1	0	3	1	0	0	11
at Detroit Mercy	*	31	7	16	.438	5	10	.500	2	2	1.000	2	4	6	2	0	1	2	0	0	21
OHIO	*	31	2	10	.200	1	6	.167	3	7	.429	0	8	8	1	0	3	3	0	0	8
AUSTIN PEAY																					
at Fla. Atlantic																					
at FIU																					
CHARLOTTE																					
OLD DOMINION																					
at UAB																					
at Middle Tenn.																					
at Marshall																					
UTEP																					
UTSA																					
at LA Tech																					
at Southern Miss																					
MARSHALL																					
MIDDLE TENN.																					
UAB																					
at Charlotte																					
at Old Dominion																					
NORTH TEXAS																					
RICE																					

SEASON/CAREER HIGHS AT WKU

POINTS

Season	21, at Detroit Mercy, 12/17/16
Career	Same

REBOUNDS

Season	9, vs. Alabama State, 11/12/16
Career	Same

FIELD GOALS

Season	7, at Detroit Mercy, 12/17/16
Career	Same

FIELD GOALS ATTEMPTED

Season	16, at Detroit Mercy, 12/17/16
Career	Same

THREE-POINT FIELD GOALS

Season	5, at Detroit Mercy, 12/17/16
Career	Same

THREE-POINT FIELD GOALS ATTEMPTED

Season	10, 2x, last at Detroit Mercy, 12/17/16
Career	Same

FREE THROWS

Season	5, 3x, last at Eastern Kentucky, 11/30/16
Career	Same

FREE THROWS ATTEMPTED

Season	7, 2x, last vs. Ohio, 12/21/16
Career	Same

ASSISTS

Season	3, 4x, last vs. Ohio, 12/21/16
Career	Same

BLOCKED SHOTS

Season	1, 4x, last at Indiana State, 12/11/16
Career	Same

STEALS

Season	2, 4x, last at Indiana State, 12/11/16
Career	Same

MINUTES PLAYED

Season	39, at UNLV, 11/26/16
Career	Same

QUICK-HITTERS

- Reached 1,000 career points in the first half against Ohio on Dec. 21, 2016
- Scored season-high 21 points with five made 3-pointers at Detroit Mercy on Dec. 17, 2016
- Named to the All-Tournament team at the Global Sports Classic in Las Vegas in November
- Tallied a team-high 16 points and nine rebounds in his Hilltopper debut against Alabama State on Nov. 12, 2016
- Graduated in 2016 and is enrolled in graduate school at WKU studying intercollegiate athletic administration
- Appeared in 31 games for Washington State last season, with 25 starts and 11.3 points per game
- Led the Cougars and ranked 11th in the Pac-12 Conference with a 40.4 shooting percentage from 3-point range
- Ranks 16th on WSU's all-time list for 3-point field goals made with 121

CAREER STATISTICS

Year	GP	GS	Min	Avg	FG	FGA	Pct	3FG	FGA	Pct	FT	FTA	Pct	Off	Def	Tot	Avg	PF	FO	Ast	TO	Blk	Stl	Pts	Avg
WASHINGTON STATE																									
2012-13	Sat out as redshirt																								
2013-14	31	14	737	23.8	103	262	.393	51	145	.352	39	55	.709	17	57	74	2.4	55	0	20	30	2	14	296	9.5
2014-15	31	3	559	18.0	60	155	.387	28	77	.364	41	48	.854	15	56	71	2.3	55	1	32	33	4	10	189	6.1
2015-16	31	25	795	25.6	121	293	.413	42	104	.404	66	87	.759	16	61	77	2.5	76	3	36	42	6	16	350	11.3
WKU																									
2016-17	12	12	390	32.5	57	139	.410	26	71	.366	30	44	.682	8	57	65	5.4	25	0	17	28	4	13	170	14.2
TOTAL	105	54	2,491	23.7	340	849	.400	147	397	.370	176	234	.752	56	231	287	2.7	211	4	105	133	16	53	1,005	9.6



#42 ANTON WATERS

SENIOR | FORWARD | 6-7 | 245 | 1L

BALTIMORE, MD. (GULF COAST STATE COLLEGE)

Opp.	GS	Min	FG	A	Pct	3FG	A	Pct	FT	A	Pct	O	D	T	PF	FO	A	TO	B	S	Pts
ALABAMA STATE		19	4	5	.800	0	0	.000	0	1	.000	3	5	8	4	0	0	2	1	0	8
JACKSONVILLE ST.		17	3	4	.750	0	0	.000	1	3	.333	2	6	8	2	0	0	1	0	0	7
at Belmont		16	3	5	.600	1	1	1.000	2	2	1.000	2	3	5	0	0	0	0	1	1	9
NC A&T		14	3	6	.500	0	0	.000	3	4	.750	1	3	4	3	0	0	1	0	0	9
vs. Washington		22	4	10	.400	0	0	.000	3	6	.500	4	6	10	3	0	0	2	1	0	11
at UNLV		24	5	9	.556	0	0	.000	0	0	.000	3	1	4	3	0	0	2	0	0	10
at Eastern Ky.		17	0	2	.000	0	1	.000	1	2	.500	1	3	4	3	0	1	2	0	0	1
at Missouri		6	1	3	.333	0	0	.000	0	0	.000	1	1	2	1	0	0	2	0	1	2
at Indiana State		23	3	6	.500	0	1	.000	0	3	.000	2	8	10	1	0	0	1	1	1	6
at Saint Mary's		13	0	2	.000	0	1	.000	2	2	1.000	2	2	4	1	0	0	1	0	0	2
at Detroit Mercy		8	0	1	.000	0	0	.000	0	0	.000	0	1	1	1	0	1	1	0	0	0
OHIO		12	1	3	.333	0	0	.000	0	1	.000	1	1	2	1	0	0	0	0	0	2
AUSTIN PEAY																					
at Fla. Atlantic																					
at FIU																					
CHARLOTTE																					
OLD DOMINION																					
at UAB																					
at Middle Tenn.																					
at Marshall																					
UTEP																					
UTSA																					
at LA Tech																					
at Southern Miss																					
MARSHALL																					
MIDDLE TENN.																					
UAB																					
at Charlotte																					
at Old Dominion																					
NORTH TEXAS																					
RICE																					

SEASON/CAREER HIGHS AT WKU

POINTS

Season 11, vs. Washington, 11/25/16
Career 12, at Middle Tennessee, 02/25/16

REBOUNDS

Season 10, 2x, last at Indiana State, 12/11/16
Career Same

FIELD GOALS

Season 5, at UNLV, 11/26/16
Career 6, at Middle Tennessee, 02/25/16

FIELD GOALS ATTEMPTED

Season 10, vs. Washington, 11/25/16
Career 10, 2x, last vs. Washington, 11/25/16

THREE-POINT FIELD GOALS

Season 1, at Belmont, 11/19/16
Career Same

THREE-POINT FIELD GOALS ATTEMPTED

Season 1, 3x, last at Indiana State, 12/11/16
Career 1, 5x, last at Indiana State, 12/11/16

FREE THROWS

Season 3, 2x, last vs. Washington, 11/25/16
Career 8, vs. Middle Tennessee, 01/30/16

FREE THROWS ATTEMPTED

Season 6, vs. Washington, 11/25/16
Career 10, vs. Brescia (Ky.), 12/28/15

ASSISTS

Season 1, 2x, last at Detroit Mercy, 12/17/16
Career 1, 9x, last at Detroit Mercy, 12/17/16

BLOCKED SHOTS

Season 1, 4x, last at Indiana State, 12/11/16
Career 1, 12x, last at Indiana State, 12/11/16

STEALS

Season 1, 3x, last at Indiana State, 12/11/16
Career 1, 6x, last at Indiana State, 12/11/16

MINUTES PLAYED

Season 24, at UNLV, 11/26/16
Career Same

QUICK-HITTERS

- Recorded first career double-double with 11 points and a career-high 10 rebounds against Washington on Nov. 25, 2016
- Made first career 3-pointer at Belmont on Nov. 19, 2016
- Grabbed career-high eight rebounds in each of WKU's first two games in 2016-17
- Played in 33 games with 19 starts in his first year with the Hilltoppers in 2015-16
- Averaged 4.4 points and 4.0 rebounds as a junior
- Previously played two seasons at Gulf Coast State College, averaging 11.2 point and 7.9 rebounds as a sophomore

CAREER STATISTICS

Year	GP	GS	Min	Avg	FG	FGA	Pct	3FG	FGA	Pct	FT	FTA	Pct	Off	Def	Tot	Avg	PF	FO	Ast	TO	Blk	Stl	Pts	Avg
GULF COAST STATE COLLEGE																									
2013-14	28	16	N/A	N/A	75	159	.472	0	0	.000	49	69	.710	74	98	172	6.1	88	3	16	41	22	11	199	7.1
2014-15	28	19	N/A	N/A	124	245	.506	0	1	.000	66	94	.702	95	126	221	7.9	73	1	15	57	17	8	314	11.2
WKU																									
2015-16	33	19	480	14.5	57	110	.518	0	2	.000	30	43	.698	57	74	131	4.0	65	2	7	26	10	3	144	4.4
2016-17	12	0	191	15.9	27	56	.482	1	4	.250	12	24	.500	22	40	62	5.2	23	0	2	15	4	3	67	5.6
WKU TOTAL	45	19	671	14.9	84	166	.506	1	6	.167	42	67	.627	79	114	193	4.3	88	2	9	41	14	6	211	4.7



#43 MARTY LEAHY

FRESHMAN | GUARD | 6-5 | 210 | HS
BRISBANE, AUSTRALIA (IPSWICH GRAMMAR)

Opp.	GS	Min	FG	A	Pct	3FG	A	Pct	FT	A	Pct	O	D	T	PF	FO	A	TO	B	S	Pts
ALABAMA STATE		13	2	3	.667	2	3	.667	0	0	.000	0	0	0	4	0	0	1	0	0	6
JACKSONVILLE ST.		1	0	0	.000	0	0	.000	0	0	.000	0	0	0	0	0	0	0	0	0	0
at Belmont		1	0	0	.000	0	0	.000	0	0	.000	0	0	0	0	0	0	0	0	0	0
NC A&T		17	1	4	.250	0	1	.000	4	5	.800	1	2	3	2	0	1	2	0	1	6
vs. Washington		9	0	2	.000	0	1	.000	0	0	.000	1	1	2	2	0	0	0	0	1	0
at UNLV		11	0	0	.000	0	0	.000	2	2	1.000	0	3	3	0	0	0	1	0	0	2
at Eastern Ky.		10	1	1	1.000	1	1	1.000	0	0	.000	0	0	0	0	0	0	0	0	0	3
at Missouri		7	0	0	.000	0	0	.000	0	0	.000	0	1	1	1	0	0	0	0	0	0
at Indiana State		10	0	0	.000	0	0	.000	0	0	.000	0	0	0	1	0	0	0	0	0	0
at Saint Mary's		16	2	3	.667	1	1	1.000	0	0	.000	0	0	0	1	0	2	1	0	0	5
at Detroit Mercy		9	1	1	1.000	1	1	1.000	0	0	.000	0	2	2	0	0	1	0	0	0	3
OHIO		12	0	3	.000	0	2	.000	0	0	.000	0	1	1	2	0	0	0	0	0	0
AUSTIN PEAY																					
at Fla. Atlantic																					
at FIU																					
CHARLOTTE																					
OLD DOMINION																					
at UAB																					
at Middle Tenn.																					
at Marshall																					
UTEP																					
UTSA																					
at LA Tech																					
at Southern Miss																					
MARSHALL																					
MIDDLE TENN.																					
UAB																					
at Charlotte																					
at Old Dominion																					
NORTH TEXAS																					
RICE																					

SEASON/CAREER HIGHS AT WKU

POINTS

Season 6, 2x, last vs. N.C. A&T, 11/22/16
Career Same

REBOUNDS

Season 3, 2x, last at UNLV, 11/26/16
Career Same

FIELD GOALS

Season 2, 2x, last at Saint Mary's, 12/14/16
Career Same

FIELD GOALS ATTEMPTED

Season 4, vs. N.C. A&T, 11/22/16
Career Same

THREE-POINT FIELD GOALS

Season 2, 2x, last at Saint Mary's, 12/14/16
Career Same

THREE-POINT FIELD GOALS ATTEMPTED

Season 3, 2x, last at Saint Mary's, 12/14/16
Career Same

FREE THROWS

Season 4, vs. N.C. A&T, 11/22/16
Career Same

FREE THROWS ATTEMPTED

Season 5, vs. N.C. A&T, 11/22/16
Career Same

ASSISTS

Season 2, at Saint Mary's, 12/14/16
Career Same

BLOCKED SHOTS

Season 0
Career Same

STEALS

Season 1, 2x, last vs. Washington, 11/25/16
Career Same

MINUTES PLAYED

Season 17, vs. N.C. A&T, 11/22/16
Career Same

QUICK-HITTERS

- Scored five points and dished out a career-high two assists at Saint Mary's on Dec. 14, 2016
- Played career-high 17 minutes with six points, 4 of 5 free throws, three rebounds, an assist and a steal against North Carolina A&T on Nov. 22, 2016
- Hit two 3-pointers in his college debut vs. Alabama State on Nov. 12, 2016
- Averaged 24 points, 10 rebounds and five assists per game as a senior at Ipswich Grammar School in Queensland, Australia
- Made trial camp appearances for the Under-17 and Under-19 Australian National Teams
- Played for the Papua New Guinea National Team during the 2015 Pacific Games
- Also played volleyball at Ipswich Grammar

CAREER STATISTICS

Year	GP	GS	Min	Avg	FG	FGA	Pct	3FG	FGA	Pct	FT	FTA	Pct	Off	Def	Tot	Avg	PF	FO	Ast	TO	Blk	Stl	Pts	Avg
2016-17	12	0	116	9.7	7	17	.412	5	10	.500	6	7	.857	2	10	12	1.0	13	0	4	5	0	2	25	2.1
TOTAL	12	0	116	9.7	7	17	.412	5	10	.500	6	7	.857	2	10	12	1.0	13	0	4	5	0	2	25	2.1

HILLTOPPER IMG SPORTS NETWORK

The Hilltoppers can be heard on the radio on 13 different stations throughout the Commonwealth of Kentucky, which reaches over 1.5 million potential listeners.

- WKLX-FM (100.7) Bowling Green*
- WTCO-AM (1450) Campbellsville
- WTHX-FM (106.1) Elizabethtown
- WIEL-AM (1400) Elizabethtown
- WFKN-AM (1220) Franklin
- WCDS-AM (1230) Glasgow
- WXAM-AM (1430) Hodgenville
- WHOP-FM (95.3) Hopkinsville
- WHOP-AM (1230) Hopkinsville
- WXVW-AM (1450) Louisville
- WTTL-AM (1310) Madisonville
- WPKY-AM (1580) Princeton
- WTLO-AM (1480) Somerset

(*) denotes originating station

GAME-BY-GAME HIGHLIGHTS

NOVEMBER 1, 2016 | WKU 87, CAMPBELLVILLE 79 (EXH.) | BOWLING GREEN, KY.

- Five players scored in double figures for the Hilltoppers, who shot 47 percent from the field, netted 26 of 32 free throws and made their last 11 shots of the first half
- Justin Johnson paced WKU with 22 points and 12 rebounds, including two 3-pointers – one more than he made all last season
- Pancake Thomas had 17 points, while fellow graduate senior guard Junior Lomomba tallied 11 points, five rebounds and three assists in 37 minutes
- Willie Carmichael, who sat out last season after transferring from Tennessee, amassed 11 points and 13 rebounds in his first action as a Hilltopper

NOVEMBER 5, 2016 | WKU 103, KENTUCKY WESLEYAN 97, 2OT (EXH.) | BOWLING GREEN, KY.

- Pancake Thomas hit a game-tying 3-pointer as time expired in the first overtime to force a second extra period
- The Hilltoppers held KWC to four points in the second overtime and netted 33 of 43 free throws to help seal the victory
- Junior Lomomba scored a team-high 29 points, while Pancake Thomas added 24 points
- Junior Lomomba, Pancake Thomas and Que Johnson all played at least 45 minutes
- KWC's Ken-Jah Bosley scored 42 points with eight made 3s, but he was held scoreless in the second overtime

NOVEMBER 12, 2016 | WKU 79, ALABAMA STATE 66 | BOWLING GREEN, KY.

- The Hilltoppers held Alabama State to 17 points and 20.6 percent shooting in the first half
- Que Johnson paced WKU with a team-high 16 points and nine rebounds
- Pancake Thomas tallied 15 points – including 8-of-8 from the free-throw line – with four assists
- Freshmen Marty Leahy and Tobias Howard each hit two 3-pointers in their college debuts

NOVEMBER 16, 2016 | WKU 74, JACKSONVILLE STATE 67 | BOWLING GREEN, KY.

- WKU made 9 of 18 shots from 3-point range for the second straight game and netted 13 of 16 free throws
- Justin Johnson tallied his 11th career double-double with 17 points and 10 rebounds
- Que Johnson and Pancake Thomas each tallied 14 points
- Junior Lomomba contributed 11 points and a career-high seven assists

NOVEMBER 19, 2016 | BELMONT 90, WKU 69 | NASHVILLE, TENN.

- Belmont netted 16 of 34 3-pointers and shot 65.5 percent in the second half
- The Bruins' Evan Bradds led the way with 26 points and 14 rebounds
- Justin Johnson paced WKU with 17 point and nine rebounds, while Que Johnson added 14 points

NOVEMBER 22, 2016 | WKU 77, NORTH CAROLINA A&T 56 | BOWLING GREEN, KY.

- WKU netted 31 of 37 free throws, its most makes from the charity stripe since 2003
- Que Johnson led the Hilltoppers with 18 points, all in the first half
- Pancake Thomas and Ben Lawson each scored 13 points
- Justin Johnson registered his 12th career double-double with 12 points and 10 rebounds

NOVEMBER 25, 2016 | WASHINGTON 86, WKU 47 | LAS VEGAS, NEV.

- WKU shot 25.4 percent from the field, including 17.1 percent in the second half
- Que Johnson paced the Hilltoppers with 12 points
- Anton Waters recorded his first career double-double with 11 points and a career-high 10 rebounds

NOVEMBER 26, 2016 | UNLV 71, WKU 61 | LAS VEGAS, NEV.

- UNLV made 13 of 29 3-pointers, including 11 combined from Tyrell Green and Jalen Poyser
- Que Johnson paced WKU with 16 points, seven rebounds, three assists, two steals and a block
- Justin Johnson registered his 13th career double-double with 10 points and 10 rebounds

NOVEMBER 30, 2016 | EASTERN KENTUCKY 78, WKU 59 | RICHMOND, KY.

- Eastern Kentucky made 13 of 29 3-pointers and shot 50.9 percent from the field, including 59.3 percent in the second half
- Justin Johnson paced WKU with 18 points and eight rebounds
- Junior Lomomba scored a season-high 15 points, including 13 in the first half, and made 9 of 12 free throws

DECEMBER 3, 2016 | MISSOURI 59, WKU 56 | COLUMBIA, MO.

- WKU held Missouri without a field goal for the final 8:29 but could not come any closer than one point in the waning minutes
- Justin Johnson led the Hilltoppers with 14 points to go along with five rebounds
- Que Johnson added 12 points and eight rebounds, and Junior Lomomba had nine points, six assists and three rebounds

DECEMBER 11, 2016 | WKU 77, INDIANA STATE 59 | TERRE HAUTE, IND.

- WKU notched its first road win of the season, its first road win overall since Feb. 25, 2016, and its largest road victory since Jan. 23, 2014
- Pancake Thomas led four WKU players in double figures with 22 points, the most by a Hilltopper to that point this season
- Justin Johnson added 14 points, 10 rebounds and a career-high six assists for his fourth double-double of the season and 14th of his career
- The Hilltoppers held Indiana State to 2-of-24 shooting from 3-point range, the lowest percentage ever by a WKU foe taking at least 20 attempts from long range

DECEMBER 14, 2016 | NO. 20 SAINT MARY'S 73, WKU 51 | MORAGA, CALIF.

- Saint Mary's dished out 23 assists on 31 made baskets and shot 47.7 percent from the field
- Justin Johnson and Que Johnson led the Hilltoppers with 11 points apiece
- The Gaels' Jock Landale had 15 points and 13 rebounds, while Joe Rahon handed out 10 assists

DECEMBER 17, 2016 | DETROIT MERCY 85, WKU 79 | DETROIT, MICH.

- Detroit Mercy's Josh McFolley tallied 24 points and eight assists as the Titans netted 12 of 20 3-pointers
- WKU's Que Johnson scored a season-high 21 points and made five 3-pointers
- Justin Johnson registered his fifth double-double of the year with 15 points and a season-high 14 rebounds
- Junior Lomomba and Pancake Thomas each scored 11 points and handed out a combined 11 assists

DECEMBER 21, 2016 | WKU 67, OHIO 66 | BOWLING GREEN, KY.

- WKU overcame a 21-4 deficit in the first half, including a 14-0 hole to start the game
- Damari Parris' free throw with 1.8 seconds left was the winner; Parris finished with a career-high 14 points
- Pancake Thomas and Justin Johnson each scored 15 points, while Johnson added nine rebounds
- Jabari McGhee scored seven points and grabbed a career-high 14 rebounds
- Que Johnson reached 1,000 points for his career across his time at Washington State and WKU

2016-17 RESULTS

DATE	OPPONENT	SCORE	ATTENDANCE	WKU HIGH POINTS	WKU HIGH REBOUNDS	OPP HIGH POINTS
11/12	ALABAMA STATE	W, 79-66	4,149	Q. Johnson (16)	Q. Johnson (9)	Rodney Simeon (25)
11/16	JACKSONVILLE STATE	W, 74-67	4,226	J. Johnson (17)	J. Johnson (10)	Erik Durham (17)
11/19	at Belmont	L, 90-69	3,619	J. Johnson (17)	J. Johnson (9)	Evan Bradds (26)
11/22	NORTH CAROLINA A&T	W, 77-56	3,751	Q. Johnson (18)	J. Johnson (10)	Sam Hunt (19)
11/25	vs. Washington	L, 86-47	9,815	Q. Johnson (12)	J. Johnson (11)	Dominic Green (20)
11/26	at UNLV	L, 71-61	8,810	Q. Johnson (16)	J. Johnson (10)	Tyrell Green (23)
11/30	at Eastern Kentucky	L, 78-59	5,400	J. Johnson (18)	J. Johnson (8)	Asante Gist (19)
12/03	at Missouri	L, 59-56	4,547	J. Johnson (14)	Q. Johnson (8)	Frankie Hughes (18)
12/11	at Indiana State	W, 77-59	3,345	P. Thomas (22)	J. Johnson/A. Waters (10)	Brenton Scott (17)
12/14	at Saint Mary's	L, 73-51	2,581	Q. Johnson/J. Johnson (11)	J. Johnson (6)	Jock Landale (15)
12/17	at Detroit Mercy	L, 85-79	1,027	Q. Johnson (21)	J. Johnson (14)	Josh McFolley (24)
12/21	OHIO	W, 67-66	2,746	P. Thomas/J. Johnson (15)	J. McGhee (14)	Kenny Kaminski (27)
12/28	AUSTIN PEAY					
12/31	at Florida Atlantic					
01/02	at FIU					
01/05	CHARLOTTE					
01/07	OLD DOMINION					
01/12	at UAB					
01/14	at Middle Tennessee					
01/21	at Marshall					
01/26	UTEP					
01/28	UTSA					
02/02	at LA Tech					
02/04	at Southern Miss					
02/11	MARSHALL					
02/16	MIDDLE TENNESSEE					
02/19	UAB					
02/23	at Charlotte					
02/25	at Old Dominion					
03/02	NORTH TEXAS					
03/04	RICE					

2016-17 GAME-BY-GAME STARTING LINEUPS

DATE	OPPONENT	G	G	G/F	F	F	RECORD*
11/12	ALABAMA STATE	Lomomba	Thomas	Q. Johnson	J. Johnson	Lawson	1-0
11/16	JACKSONVILLE STATE	Lomomba	Thomas	Q. Johnson	J. Johnson	Lawson	2-0
11/19	at Belmont	Lomomba	Thomas	Q. Johnson	J. Johnson	Lawson	2-1
11/22	NORTH CAROLINA A&T	Lomomba	Thomas	Q. Johnson	J. Johnson	Lawson	3-1
11/25	vs. Washington	Lomomba	Thomas	Q. Johnson	J. Johnson	Lawson	3-2
11/26	at UNLV	Lomomba	Thomas	Q. Johnson	J. Johnson	Lawson	3-3
11/30	at Eastern Kentucky	Lomomba	Thomas	Q. Johnson	J. Johnson	Lawson	3-4
12/03	at Missouri	Howard	Thomas	Lomomba	Q. Johnson	J. Johnson	0-1
12/11	at Indiana State	Howard	Thomas	Lomomba	Q. Johnson	J. Johnson	1-1
12/14	at Saint Mary's	Howard	Thomas	Lomomba	Q. Johnson	J. Johnson	1-2
12/17	at Detroit Mercy	Howard	Thomas	Lomomba	Q. Johnson	J. Johnson	1-3
12/21	OHIO	Lomomba	Thomas	Q. Johnson	J. Johnson	Lawson	4-4
12/28	AUSTIN PEAY						
12/31	at Florida Atlantic						
01/02	at FIU						
01/05	CHARLOTTE						
01/07	OLD DOMINION						
01/12	at UAB						
01/14	at Middle Tennessee						
01/21	at Marshall						
01/26	UTEP						
01/28	UTSA						
02/02	at LA Tech						
02/04	at Southern Miss						
02/11	MARSHALL						
02/16	MIDDLE TENNESSEE						
02/19	UAB						
02/23	at Charlotte						
02/25	at Old Dominion						
03/02	NORTH TEXAS						
03/04	RICE						

(*) running count of WKU's record with listed lineup

2016-17 GAME-BY-GAME COMPARISON

DATE	OPPONENT	FGM-A/%	3FG-A/%	FTM-A/%	OR-DR-TOT	PF	AST	TO	BK	STL	PTS
11/12	WKU	23-51/.451	9-18/.500	24-32/.750	8-36-44	13	10	18	4	3	79
	ALABAMA STATE	26-74/.351	9-29/.310	5-6/.833	12-27-39	27	12	13	2	7	66
11/16	WKU	26-54/.481	9-18/.500	13-16/.813	8-28-36	10	12	11	3	4	74
	JACKSONVILLE STATE	27-65/.415	8-22/.364	5-6/.833	11-23-34	17	11	8	2	6	67
11/19	WKU	28-62/.452	6-16/.375	7-10/.700	8-23-31	10	9	14	5	5	69
	at Belmont	36-62/.581	16-34/.471	2-4/.500	3-28-31	12	24	12	2	7	90
11/22	WKU	21-48/.438	4-15/.267	31-37/.838	10-25-35	16	12	13	4	4	77
	NORTH CAROLINA A&T	20-45/.444	5-14/.357	11-18/.611	4-21-25	28	4	18	4	6	56
11/25	WKU	17-67/.254	3-16/.188	10-19/.526	12-34-46	22	8	15	7	4	47
	vs. Washington	29-75/.387	9-22/.409	19-27/.704	19-41-60	19	16	10	12	7	86
11/26	WKU	22-55/.400	7-21/.333	10-14/.714	8-25-33	15	13	11	4	5	61
	at UNLV	24-57/.421	13-29/.448	10-12/.833	9-29-38	13	18	11	1	5	71
11/30	WKU	16-42/.381	5-17/.294	22-29/.759	5-21-26	12	10	13	4	5	59
	at Eastern Kentucky	29-57/.509	13-29/.448	7-10/.700	7-23-30	19	13	9	2	5	78
12/03	WKU	21-52/.404	3-15/.200	11-19/.579	4-26-30	20	11	15	4	7	56
	at Missouri	20-57/.351	5-24/.208	14-21/.667	14-30-44	16	10	17	1	10	59
12/11	WKU	25-47/.532	8-14/.571	19-29/.655	7-31-38	15	13	14	3	9	77
	at Indiana State	22-58/.379	2-24/.083	13-22/.591	12-20-32	23	6	13	2	7	59
12/14	WKU	18-48/.375	5-17/.294	10-13/.769	8-23-31	8	10	13	1	3	51
	at Saint Mary's	31-65/.477	9-27/.333	2-5/.400	13-24-37	15	23	7	3	8	73
12/17	WKU	30-62/.484	10-26/.385	9-12/.750	12-25-37	14	16	15	5	3	79
	at Detroit Mercy	33-63/.524	12-20/.600	7-13/.538	10-21-31	16	15	10	2	8	85
12/21	WKU	23-59/.390	3-18/.167	18-27/.667	8-36-44	17	6	12	3	3	67
	OHIO	25-61/.410	8-29/.276	8-14/.571	5-31-36	20	15	11	2	6	66
12/28	WKU										
	AUSTIN PEAY										
12/31	WKU										
	at Florida Atlantic										
01/02	WKU										
	at FIU										
01/05	WKU										
	CHARLOTTE										
01/07	WKU										
	OLD DOMINION										
01/12	WKU										
	at UAB										
01/14	WKU										
	at Middle Tennessee										
01/21	WKU										
	at Marshall										
01/26	WKU										
	UTEP										
01/28	WKU										
	UTSA										
02/02	WKU										
	at LA Tech										
02/04	WKU										
	at Southern Miss										
02/11	WKU										
	MARSHALL										
02/16	WKU										
	MIDDLE TENNESSEE										
02/19	WKU										
	UAB										
02/23	WKU										
	at Charlotte										
02/25	WKU										
	at Old Dominion										
03/02	WKU										
	NORTH TEXAS										
03/04	WKU										
	RICE										

2016-17 SPECIALTY STATS (LISTED: WKU-OPPONENT)

DATE	OPPONENT	IN PAINT	OFF TO	SECOND CHANCE	FAST BREAK	BENCH	LARGEST LEAD	LARGEST DEFICIT	LEAD CHANGES	TIES
11/12	ALABAMA STATE	24-30	14-21	9-18	4-11	22-16	24	None	0	0
11/16	JACKSONVILLE STATE	30-32	7-12	12-10	9-2	10-5	12	11	5	4
11/19	at Belmont	28-40	8-17	11-7	6-8	15-31	11	21	3	5
11/22	NORTH CAROLINA A&T	20-24	22-10	5-2	11-6	19-21	21	1	2	2
11/25	vs. Washington	20-34	4-10	7-17	2-13	18-41	2	41	4	4
11/26	at UNLV	22-16	7-14	7-9	7-2	15-9	3	13	8	6
11/30	at Eastern Kentucky	18-24	14-16	4-7	2-2	4-33	None	24	0	0
12/03	at Missouri	26-24	18-17	2-14	2-9	6-8	6	10	8	6
12/11	at Indiana State	22-34	13-20	6-5	0-2	12-29	19	2	3	1
12/14	at Saint Mary's	18-40	4-20	10-8	2-10	18-28	None	26	0	0
12/17	at Detroit Mercy	34-40	14-14	14-9	7-11	19-45	6	9	15	9
12/21	OHIO	32-26	9-19	6-0	11-10	23-4	2	17	7	7
12/28	AUSTIN PEAY									
12/31	at Florida Atlantic									
01/02	at FIU									
01/05	CHARLOTTE									
01/07	OLD DOMINION									
01/12	at UAB									
01/14	at Middle Tennessee									
01/21	at Marshall									
01/26	UTEP									
01/28	UTSA									
02/02	at LA Tech									
02/04	at Southern Miss									
02/11	MARSHALL									
02/16	MIDDLE TENNESSEE									
02/19	UAB									
02/23	at Charlotte									
02/25	at Old Dominion									
03/02	NORTH TEXAS									
03/04	RICE									

2016-17 TEAM SUPERLATIVES

WKU	HIGHS	LOWS
Points	79 (2 times)	47 (vs. Washington, 11/25)
First-half points	42 (vs. North Carolina A&T, 11/22)	24 (2 times)
Second-half points	45 (vs. Alabama State, 11/12)	16 (vs. Washington, 11/25)
Overtime points		
Winning margin	21 (vs. North Carolina A&T, 11/22)	1 (vs. Ohio, 12/21)
Field goals	30 (at Detroit Mercy, 12/17)	16 (at Eastern Kentucky, 11/30)
Field goals attempted	67 (vs. Washington, 11/25)	42 (at Eastern Kentucky, 11/30)
Field goal percentage	.532 (at Indiana State, 12/11)	.254 (vs. Washington, 11/25)
3-point field goals	10 (at Detroit Mercy, 12/17)	3 (3 times)
3-point field goals attempted	26 (at Detroit Mercy, 12/17)	14 (at Indiana State, 12/11)
3-point field goal percentage	.571 (at Indiana State, 12/11)	.167 (vs. Ohio, 12/21)
Free throws	31 (vs. North Carolina A&T, 11/22)	7 (at Belmont, 11/19)
Free throws attempted	37 (vs. North Carolina A&T, 11/22)	10 (at Belmont, 11/19)
Free throw percentage	.838 (vs. North Carolina A&T, 11/22)	.526 (vs. Washington, 11/25)
Rebounds	46 (vs. Washington, 11/25)	26 (at Eastern Kentucky, 11/30)
Offensive rebounds	12 (2 times)	4 (at Missouri, 12/03)
Defensive rebounds	36 (2 times)	21 (at Eastern Kentucky, 11/30)
Personal fouls	22 (vs. Washington, 11/25)	8 (at Saint Mary's, 12/14)
Assists	16 (at Detroit Mercy, 12/17)	6 (vs. Ohio, 12/21)
Turnovers	18 (vs. Alabama State, 11/12)	11 (2 times)
Blocked shots	7 (vs. Washington, 11/25)	1 (at Saint Mary's, 12/14)
Steals	9 (at Indiana State, 12/11)	3 (4 times)

OPPONENTS	HIGHS	LOWS
Points	90 (at Belmont, 11/19)	56 (vs. North Carolina A&T, 11/22)
First-half points	42 (at Belmont, 11/19)	17 (vs. Alabama State, 11/12)
Second-half points	49 (vs. Alabama State, 11/12)	22 (vs. North Carolina A&T, 11/22)
Overtime points		
Winning margin	39 (vs. Washington, 11/25)	3 (at Missouri, 12/03)
Field goals	36 (at Belmont, 11/19)	20 (2 times)
Field goals attempted	75 (vs. Washington, 11/25)	45 (vs. North Carolina A&T, 11/22)
Field goal percentage	.581 (at Belmont, 11/19)	.351 (2 times)
3-point field goals	16 (at Belmont, 11/19)	2 (at Indiana State, 12/11)
3-point field goals attempted	34 (at Belmont, 11/19)	14 (vs. North Carolina A&T, 11/22)
3-point field goal percentage	.600 (at Detroit Mercy, 12/17)	.083 (at Indiana State, 12/11)
Free throws	19 (vs. Washington, 11/25)	2 (2 times)
Free throws attempted	27 (vs. Washington, 11/25)	4 (at Belmont, 11/19)
Free throw percentage	.833 (3 times)	.400 (at Saint Mary's, 12/14)
Rebounds	60 (vs. Washington, 11/25)	25 (vs. North Carolina A&T, 11/22)
Offensive rebounds	19 (vs. Washington, 11/25)	3 (at Belmont, 11/19)
Defensive rebounds	41 (vs. Washington, 11/25)	20 (at Indiana State, 12/11)
Personal fouls	28 (vs. North Carolina A&T, 11/22)	12 (at Belmont, 11/19)
Assists	24 (at Belmont, 11/19)	4 (vs. North Carolina A&T, 11/22)
Turnovers	18 (vs. North Carolina A&T, 11/22)	7 (at Saint Mary's, 12/14)
Blocked shots	12 (vs. Washington, 11/25)	1 (2 times)
Steals	10 (at Missouri, 12/03)	5 (2 times)

2016-17 INDIVIDUAL SUPERLATIVES

WKU HIGHS

Points	22 (Thomas at Indiana State, 12/11)
Field goals	7 (3 instances)
Field goals attempted	16 (Q. Johnson at Detroit Mercy, 12/17)
Field goal percentage (min. 6 att.)	.714 [5-7] (Parris vs. Ohio, 12/21)
3-point field goals	5 (Q. Johnson at Detroit Mercy, 12/17)
3-point field goals attempted	10 (2 instances)
3-point field goal percentage (min. 4 att.)	.750 [3-4] (J. Johnson at Belmont, 11/19)
Free throws	8 (2 instances)
Free throws attempted	8 (4 instances)
Free throw percentage (min. 6 att.)	1.000 (4 instances)
Rebounds	14 (2 instances)
Assists	7 (Lomomba vs. Jacksonville State, 11/16)
Turnovers	5 (2 instances)
Blocked shots	5 (Lawson vs. Washington, 11/25)
Steals	3 (Thomas vs. Ohio, 12/21)
Minutes	40 (Thomas at Detroit Mercy, 12/17)

OPPONENT HIGHS

Points	27 (Kenny Kaminski [Ohio], 12/21)
Field goals	12 (Evan Bradds [Belmont], 11/19)
Field goals attempted	20 (Sam Hunt, [N.C. A&T], 11/22)
Field goal percentage (min. 6 att.)	.750 [6-8] (2 instances)
3-point field goals	7 (Rodney Simeon [Alabama State], 11/12)
3-point field goals attempted	14 (Kenny Kaminski [Ohio], 12/21)
3-point field goal percentage (min. 4 att.)	1.000 [4-4] (Isaac McGlone [Eastern Kentucky], 11/30)
Free throws	5 (2 instances)
Free throws attempted	6 (3 instances)
Free throw percentage (min. 6 att.)	.833 (2 instances)
Rebounds	14 (Evan Bradds [Belmont], 11/19)
Assists	11 (Jaaron Simmons [Ohio], 12/21)
Turnovers	6 (Austin Luke [Belmont], 11/19)
Blocked shots	4 (Malik Dime [Washington], 11/25)
Steals	4 (2 instances)
Minutes	40 (Corey Allen at Detroit Mercy, 12/17)

WKU'S TOP INDIVIDUAL GAMES

Points

1. Pancake Thomas at Indiana State	22
2. Que Johnson at Detroit Mercy	21
3. Que Johnson vs. North Carolina A&T.....	18
Justin Johnson at Eastern Kentucky.....	18
5. Justin Johnson vs. Jacksonville State.....	17
Justin Johnson at Belmont	17
7. Que Johnson vs. Alabama State	16
Que Johnson at UNLV.....	16
9. Pancake Thomas vs. Alabama State	15
Junior Lomomba at Eastern Kentucky	15
Que Johnson at Indiana State	15
Justin Johnson at Detroit Mercy.....	15
Justin Johnson vs. Ohio	15
Pancake Thomas vs. Ohio.....	15

Rebounds

1. Justin Johnson at Detroit Mercy.....	14
Jabari McGhee vs. Ohio	14
3. Justin Johnson vs. Washington.....	11
4. Anton Waters vs. Washington.....	10
Justin Johnson vs. Jacksonville State.....	10
Justin Johnson vs. North Carolina A&T	10
Justin Johnson at UNLV	10
Justin Johnson at Indiana State	10
Anton Waters at Indiana State.....	10
10. Que Johnson vs. Alabama State.....	9
Justin Johnson at Belmont	9
Justin Johnson vs. Ohio	9

Assists

1. Junior Lomomba vs. Jacksonville State.....	7
2. Junior Lomomba at Missouri	6
Justin Johnson at Indiana State	6
Pancake Thomas at Detroit Mercy	6
5. Junior Lomomba at Belmont.....	5
Tobias Howard at Indiana State	5
Junior Lomomba at Detroit Mercy	5

Blocked Shots

1. Ben Lawson vs. Washington.....	5
2. Ben Lawson at Belmont.....	3
Ben Lawson at Eastern Kentucky	3
Ben Lawson at Missouri	3

Steals

1. Pancake Thomas vs. Ohio.....	3
2. Que Johnson vs. Jacksonville State	2
Que Johnson vs. Alabama State	2
Que Johnson at UNLV.....	2
Pancake Thomas at Belmont.....	2
Damari Parris vs. North Carolina A&T.....	2
Pancake Thomas at Eastern Kentucky	2
Tobias Howard at Missouri	2
Pancake Thomas at Indiana State	2
Que Johnson at Indiana State	2
Junior Lomomba at Detroit Mercy	2

Minutes Played

1. Pancake Thomas at Detroit Mercy	40
2. Que Johnson at UNLV.....	39
Pancake Thomas at Missouri.....	39
4. Pancake Thomas at UNLV.....	38
5. Que Johnson vs. Jacksonville State	37
Pancake Thomas at Belmont.....	37
Pancake Thomas at Eastern Kentucky	37
Junior Lomomba at Detroit Mercy	37
9. Pancake Thomas vs. Jacksonville State	36
Justin Johnson vs. Jacksonville State.....	36
Junior Lomomba at Eastern Kentucky	36

GAME 1

Nov. 12, 2016
WKU 79
ASU 66



Official Basketball Box Score - Game Totals - Final Statistics
Alabama State vs WKU
11/12/16 7 p.m. at Bowling Green, Ky. (E.A. Diddle Arena)



Alabama State 66 • 0-1

#	Player	Total		3-Ptr		Rebounds		PF	TP	A	TO	Bk	Stl	Min
		FG	FGA	FT	FTA	Off	Def							
14	ARMSTRONG, Tony	1	3-9	0-0	0-0	2	5	8	3	6	0	1	1	29
00	WARNOCK, Amir	c	2-5	0-0	0-0	1	4	5	2	4	0	1	0	18
01	SIMEON, Rodney	g	8-15	7-11	2-3	0	1	1	4	25	1	2	0	0
3	THOMAS, Torloft	g	2-8	0-3	0-0	0	2	2	3	4	4	2	0	0
30	LEFLORE, Terrance	g	5-14	1-6	0-0	2	0	2	2	11	4	1	0	4
02	BUTLER, Corvon	g	4-10	0-1	3-3	3	4	7	3	11	1	0	0	1
11	ROGERS, Austin	g	0-2	0-1	0-0	0	0	0	2	0	0	0	0	0
12	GEE, Reginald	g	1-3	1-3	0-0	0	1	1	1	3	0	0	0	0
00	HOLLOWAY, Glenn	g	0-0	0-0	0-0	0	0	0	0	0	0	0	0	0
25	TYSON, Mikel	g	1-2	0-0	0-0	0	1	1	2	2	1	1	0	0
31	CLEVELAND, Artis	g	0-0	0-0	0-0	2	0	2	0	1	2	1	0	0
52	ROGERS, Steve	g	0-6	0-4	0-0	0	3	3	0	0	2	0	1	19
Team						2	5	7			1			
Totals		26-74	9-29	5-6	12	27	39	27	66	12	13	2	7	200

FG % 1st Half: 7-34 20.6% 2nd half: 19-40 47.5% Game: 26-74 35.1%
3FG % 1st Half: 2-16 12.5% 2nd half: 7-13 53.8% Game: 9-29 31.0%
FT % 1st Half: 1-1 100.0 2nd half: 4-5 80.0% Game: 5-6 83.3%

WKU 79 • 1-0

#	Player	Total		3-Ptr		Rebounds		PF	TP	A	TO	Bk	Stl	Min
		FG	FGA	FT	FTA	Off	Def							
14	LAWSON, Ben	f	3-5	0-0	2-4	2	4	6	0	8	0	1	1	0
23	JOHNSON, Justin	f	3-8	0-2	3-6	0	7	7	1	9	0	3	1	1
05	LOMOMBA, Junior	g	1-5	1-1	6-6	0	5	6	0	3	0	0	0	28
12	THOMAS, Pancake	g	3-11	1-3	8-8	0	2	0	15	4	2	0	0	34
32	JOHNSON, Que	g	5-9	3-6	3-5	0	9	9	3	16	1	3	1	2
01	HOWARD, Tobias	g	2-4	2-3	0-0	1	2	3	0	6	2	1	0	0
01	PARRIS, Damari	g	0-1	0-0	2-2	1	0	1	2	0	1	0	0	12
15	MILLER, Tyler	g	0-0	0-0	0-0	0	0	0	0	0	0	0	0	1
42	WATERS, Anton	g	4-5	0-0	0-1	3	5	8	4	8	2	1	0	19
43	LEAHY, Marty	g	2-3	2-3	0-0	0	0	0	4	6	0	1	0	0
Team						1	2	3			1			
Totals		23-51	9-18	24-32	8	36	44	13	79	10	18	4	3	200

FG % 1st Half: 12-30 40.0% 2nd half: 11-21 52.4% Game: 23-51 45.1%
3FG % 1st Half: 4-10 40.0% 2nd half: 5-8 62.5% Game: 9-18 50.0%
FT % 1st Half: 6-10 60.0% 2nd half: 18-22 81.8% Game: 24-32 75.0%

Officials: Tyler Kumpf, Antonio Petty, Mike Stuart
Technical fouls: Alabama State-None, WKU-None.
Attendance: 4149

Score by periods	1st	2nd	Total
Alabama State	17	49	66
WKU	34	45	79

Last FG - ALST 2nd-00:01, WKU 2nd-00:40.
Largest lead - ALST None, WKU by 24 2nd-04:41.
ALST led for 00:00. WKU led for 39:27. Game was tied for 00:33.

Points in Off 2nd Fast
ALST 20 21 18 11 16
WKU 24 14 9 4 22

Score tied - 0 times.
Lead changed - 0 times.

GAME 2

Nov. 16, 2016
WKU 74
JSU 67



Official Basketball Box Score - Game Totals - Final Statistics
Jacksonville State vs WKU
11/16/16 8 p.m. at Bowling Green, Ky. (E.A. Diddle Arena)



Jacksonville State 67 • 1-2

#	Player	Total		3-Ptr		Rebounds		PF	TP	A	TO	Bk	Stl	Min
		FG	FGA	FT	FTA	Off	Def							
31	CUNNINGHAM, Christian	f	4-5	0-0	1-2	3	5	8	3	9	2	1	1	2
12	GIGA, Norbertas	c	8-16	0-2	0-0	1	5	6	2	16	2	0	1	1
01	TUCKER, Greg	g	4-11	1-5	2-2	0	4	4	1	11	0	0	1	2
15	DURHAM, Erik	g	6-9	5-6	0-0	0	1	2	0	17	1	2	0	1
21	DRUMWRIGHT, Malcol	g	4-14	1-5	0-0	0	4	4	5	9	5	1	0	0
03	GREEN, Derrick	g	0-2	0-0	0-0	1	0	1	0	0	0	1	0	0
04	EDWARDS, Tyrik	g	0-0	0-0	0-0	0	0	0	0	0	0	1	0	0
01	JONES, Deshawn	g	0-1	0-0	0-0	0	0	0	0	0	1	0	0	0
11	CROSS, Jacara	g	0-2	0-0	2-2	1	0	1	1	2	0	0	0	0
33	STATAM, Andre	g	1-5	1-4	0-0	0	2	2	4	3	0	1	0	0
Team						4	2	6						
Totals		27-65	8-22	5-6	11	23	34	17	67	11	8	2	6	200

FG % 1st Half: 12-32 37.5% 2nd half: 15-33 45.5% Game: 27-65 41.5%
3FG % 1st Half: 4-10 40.0% 2nd half: 4-12 33.3% Game: 8-22 36.4%
FT % 1st Half: 2-2 100.0 2nd half: 3-4 75.0% Game: 5-6 83.3%

WKU 74 • 2-0

#	Player	Total		3-Ptr		Rebounds		PF	TP	A	TO	Bk	Stl	Min
		FG	FGA	FT	FTA	Off	Def							
14	LAWSON, Ben	f	3-7	0-0	2-3	1	4	5	1	8	0	0	2	1
23	JOHNSON, Justin	f	6-14	2-4	3-3	4	6	10	0	17	1	0	1	0
05	LOMOMBA, Junior	g	2-6	0-2	7-7	0	2	2	2	11	7	4	0	1
12	THOMAS, Pancake	g	5-10	4-7	0-0	0	0	0	2	14	2	2	0	0
32	JOHNSON, Que	g	6-11	2-4	0-0	1	7	2	4	1	2	0	2	3
01	HOWARD, Tobias	g	1-1	1-1	0-0	0	0	0	0	3	0	0	0	0
01	PARRIS, Damari	g	0-1	0-0	0-0	0	0	0	2	2	1	0	0	0
42	WATERS, Anton	g	3-4	0-0	1-3	2	6	8	2	7	0	1	0	0
43	LEAHY, Marty	g	0-0	0-0	0-0	0	0	0	0	0	0	0	0	0
Team						0	2	2						
Totals		26-54	9-18	13-16	8	28	36	10	74	12	11	3	4	200

FG % 1st Half: 13-32 40.6% 2nd half: 13-22 59.1% Game: 26-54 48.1%
3FG % 1st Half: 3-8 37.5% 2nd half: 6-10 60.0% Game: 9-18 50.0%
FT % 1st Half: 1-1 100.0 2nd half: 12-15 80.0% Game: 13-16 81.3%

Officials: Tom Eades, Tommy Short, Roger Ayers
Technical fouls: Jacksonville State-None, WKU-None.
Attendance: 4226

Score by periods	1st	2nd	Total
Jacksonville State	30	37	67
WKU	30	44	74

Last FG - JSU 2nd-00:09, WKU 2nd-01:28.
Largest lead - JSU by 11 1st-11:29, WKU by 12 2nd-04:40.
JSU led for 14:05. WKU led for 21:03. Game was tied for 04:52.

Points in Off 2nd Fast
JSU 32 12 10 2 10
WKU 30 7 12 9 10

Score tied - 4 times.
Lead changed - 5 times.

GAME 3

Nov. 19, 2016
BEL 90
WKU 69



Official Basketball Box Score - Game Totals - Final Statistics
WKU vs Belmont
11/19/16 7:00 p.m. at Nashville, Tenn. (Curb Event Center)



WKU 69 • 2-1

#	Player	Total		3-Ptr		Rebounds		PF	TP	A	TO	Bk	Stl	Min
		FG	FGA	FT	FTA	Off	Def							
14	LAWSON, Ben	f	4-7	0-1	1-2	0	4	4	1	9	0	3	3	0
23	JOHNSON, Justin	f	7-11	3-4	0-1	1	8	9	2	17	2	2	1	0
05	LOMOMBA, Junior	g	3-9	0-2	0-1	0	0	0	2	6	5	3	0	0
12	THOMAS, Pancake	g	2-9	0-2	4-4	1	5	6	1	8	1	1	0	2
32	JOHNSON, Que	g	6-15	2-5	0-0	2	0	2	1	14	1	3	0	1
01	HOWARD, Tobias	g	0-0	0-0	0-0	1	0	1	0	0	1	0	1	0
01	PARRIS, Damari	g	3-6	0-1	0-0	0	1	1	2	6	0	1	0	0
15	MILLER, Tyler	g	0-0	0-0	0-0	0	0	0	0	0	0	0	0	0
21	STAJKOVSKI, Marko	g	0-0	0-0	0-0	0	0	0	0	0	0	0	0	0
42	WATERS, Anton	g	3-5	1-1	2-2	2	3	5	0	9	0	1	1	16
43	LEAHY, Marty	g	0-0	0-0	0-0	0	0	0	0	0	0	0	0	0
Team						8	23	31	10	69	9	14	5	200

FG % 1st Half: 16-31 51.6% 2nd half: 12-31 38.7% Game: 28-62 45.2%
3FG % 1st Half: 4-8 50.0% 2nd half: 2-8 25.0% Game: 6-16 37.5%
FT % 1st Half: 3-4 75.0% 2nd half: 4-6 66.7% Game: 7-10 70.0%

Belmont 90 • 1-1

#	Player	Total		3-Ptr		Rebounds		PF	TP	A	TO	Bk	Stl	Min
		FG	FGA	FT	FTA	Off	Def							
32	EGEKEZE, Amanze	f	3-7	1-5	0-0	1	1	2	3	7	1	1	0	1
35	BRADDS, Evan	f	12-17	1-1	1-2	1	21	14	3	26	4	1	0	1
01	LUKE, Austin	g	6-8	4-6	0-0	0	4	4	2	16	9	6	0	2
03	WINDLER, Dylan	g	3-6	0-2	0-0	0	6	6	0	6	3	1	1	0
20	BARNETTE, Taylor	g	2-9	0-5	0-0	0	1	1	1	4	5	0	0	1
02	SMITH, Nick	g	6-8	6-8	0-0	0	0	0	1	18	0	0	0	15
11	MCCLAIN, Kevin	g	2-3	2-3	1-2	0	1	1	0	7	2	1	0	18
21	SAMPOSON, Burton	g	0-0	0-0	0-0	0	0	0	0	0	0	0	0	0
22	BENKERT, Michael	g	1-3	1-3	0-0	0	0	0	3	0	0	0	0	0
31	LESTER, Josh	g	0-0	0-0	0-0	0	0	0	0	0	0	0	0	0
41	HADDEN, Tyler	g	1-1	1-1	0-0	0	0	0	1	3	0	0	1	0
50	ADLER-SPERGER, Seth	g	0-0	0-0	0-0	0	0	0	1	0	1	0	0	3
Totals			36-62	16-34	2-4	3	28	31	12	90	24	2	7	200

GAME 5

Nov. 25, 2016
WASH 86
WKU 47



Official Basketball Box Score -- Game Totals -- Final Statistics
Washington vs WKU
11/25/16 5:00 PM at Tarkenton Court, Thomas & Mack Center



Washington 86 • 4-1

#	Player	FG	FGA	3-Ptr	3-FTA	Reb	Def	TP	A	To	Bk	Stl	Min		
04	Thybulle, Matisse	r	3-9	1-5	2-2	0	1	1	2	9	1	0	1	25	
10	Dime, Malik	r	5-8	0-0	3-4	2	5	7	3	13	3	0	4	25	
15	Dickerson, Noah	r	2-6	0-0	1-2	3	3	6	5	5	0	1	0	13	
01	Crisp, David	g	3-8	3-5	0-0	1	1	2	2	9	0	2	0	1	
20	Fultz, Markelle	g	3-14	1-3	2-4	3	5	8	3	10	10	3	3	31	
00	Baruti, Bitumba	g	0-1	0-1	0-0	1	0	1	0	0	0	0	0	2	
02	Kingma, Dan	g	0-1	0-1	1-2	0	0	0	1	1	0	0	0	4	
05	Barnard, Quin	g	0-0	0-0	0-0	0	0	0	0	0	1	0	0	2	
22	Green, Dominic	g	7-11	4-6	2-3	0	6	6	0	20	0	1	3	25	
23	Johnson, Carlos	g	3-5	0-1	2-2	2	1	3	3	8	1	2	0	0	
24	Durusseau, Devenir	g	0-1	0-0	0-0	1	2	3	1	0	0	1	0	5	
32	Bowman, Greg	g	0-2	0-0	1-2	2	1	3	0	1	0	0	1	2	
33	Timmins, Sam	g	1-3	0-0	3-4	1	11	12	0	5	0	0	0	17	
41	Atewe, Matthew	g	2-6	0-0	2-2	2	5	7	0	6	0	0	0	10	
	Team					1	0	1							
Deadball Rebounds															
Totals		29-75		9-22		19-41		60		19		16		7	200

FG % 1st Half: 14-38 36.8% 2nd half: 15-37 40.5% Game: 29-75 38.7%
3FG % 1st Half: 3-8 37.5% 2nd half: 6-14 42.9% Game: 9-22 40.9%
FT % 1st Half: 8-10 80.0% 2nd half: 11-17 64.7% Game: 19-27 70.4%

WKU 47 • 3-2

#	Player	FG	Total	3-Ptr	Reb	Def	Off	TP	A	TO	Bk	Stl	Min
		FG	FGA	FGA	FT	FTA		PF					
14	LAWSON, Ben	0-0	0-0	0-2	1	3	4	4	0	3	5	0	15
23	JOHNSON, Justin	2-9	0-1	1-2	3	8	11	2	5	2	0	0	32
05	LOMOMBA, Junior	1	7-0	1-1	0	2	2	1	2	4	5	0	0
12	THOMAS, Pancake	4	14-4	1-1	2	4	4	1	10	1	1	0	1
32	JOHNSON, Que	3	12-5	5-7	0	5	4	12	0	1	0	1	30
01	HOWARD, Tobias	3	7-1	4-0	1	1	2	2	7	0	2	1	0
03	PARRIS, Damari	0	6-0	0-0	0	1	1	3	0	1	1	0	14
15	MILLER, Tyler	0	0-0	0-0	0	0	0	0	0	0	0	0	1
42	WATERS, Anton	4	10-0	3-6	4	6	10	3	11	0	2	1	0
43	LEAHY, Marty	0	2-1	0-0	1	1	2	2	0	0	0	0	1
	Team	0	0	0	5	0	0	0	0	0	0	0	0
Totals		17-67	3-16	10-19	12	34	46	22	47	8	15	7	4

FG % 1st Half: 11-32 34.4% 2nd half: 6-35 17.1% Game: 17-67 25.4%
3FG % 1st Half: 2-6 33.3% 2nd half: 1-10 10.0% Game: 3-16 18.8%
FT % 1st Half: 7-12 58.3% 2nd half: 3-7 42.9% Game: 10-19 52.6%

Officials: Randy McCall, David Hall, Dick Cartwell
Technical fouls: Washington-None. WKU-None.
Attendance: 9815
Global Sports Classic Game 3

Score by periods	1st	2nd	Total
Washington	39	47	86
WKU	31	16	47

Last FG - WKU 2nd-03:00, WKU 2nd-00:25.
Largest lead - UW by 41, 2nd-02:04, WKU by 2 1st-16:50.
UW led for 36:55. WKU led for 00:32. Game was tied for 02:33.

Score tied - 4 times.
Lead changed - 4 times.

GAME 7

Nov. 30, 2016
EKU 78
WKU 59

Official Basketball Box Score -- Game Totals -- Final Statistics
Western Kentucky vs Eastern Kentucky
11/30/16 8:05 PM at Richmond, Ky. (Paul S. McBrayer Arena)

Western Kentucky 59 • 3-4

#	Player	Total	3-Ptr		Rebounds		PF	TP	A	TO	Bk	Stl	Min		
		FG	FGA	FT	FTA	Off								Def	
14	LAWSON, Ben	r	0-2	0-0	2-2	0	3	3	2	2	0	1	3	18	
23	JOHNSON, Justin	r	6-10	1-1	5-7	2	6	8	0	18	0	1	1	0	
05	LOMOMBA, Junior	g	3-5	0-0	9-12	0	2	2	2	15	1	3	0	1	
12	THOMAS, Pancake	g	3-11	1-7	0-0	1	1	2	1	7	4	2	0	2	
32	JOHNSON, Que	g	3-8	2-5	5-6	0	4	4	4	13	3	3	0	1	
01	HOWARD, Tobias	g	0-3	0-2	0-0	0	1	1	0	0	1	0	0	14	
03	PARRIS, Damari	g	0-0	0-0	0-0	0	0	0	0	0	0	0	0	1	
15	MILLER, Tyler	g	0-0	0-0	0-0	0	0	0	0	0	0	0	0	1	
42	WATERS, Anton	g	0-2	0-1	1-2	1	3	4	3	1	1	2	0	0	
43	LEAHY, Marty	g	1-1	1-1	0-0	0	0	0	0	3	0	0	0	0	
	Team													Deadball Rebounds	
	Totals		16-42	5-17	22-29	5	21	26	12	59	10	1	4	5	100

FG % 1st Half: 7-19 36.8% 2nd half: 9-23 39.1% Game: 16-42 38.1%
3FG % 1st Half: 1-7 14.3% 2nd half: 4-10 40.0% Game: 5-17 29.4%
FT % 1st Half: 9-12 75.0% 2nd half: 13-17 76.5% Game: 22-29 75.9%

Eastern Kentucky 78 • 4-4

2016-17 Kentucky 70-74																
#	Player	Total	FG	FGA	3-Ptr	FT	FTA	Rebounds	Off	Def	TP	A	To	Bk	Stl	Min
10	MAYO, Nick	r	6-14	2-5	0-0	1	2	3	3	14	5	2	2	1	34	
12	CHARLES, Zach	r	0-2	0-0	0-0	2	1	3	3	0	0	0	0	0	0	
05	MCLONE, Isaac	g	5-5	4-4	0-1	0	0	0	0	2	14	2	2	0	0	
11	BABB-HARRISON, Jayle	g	4-11	3-7	2-2	1	6	7	2	13	1	1	0	0	30	
31	CHITTY, Parker	g	2-5	0-3	0-0	0	1	1	2	4	0	1	0	0	16	
01	ADAMS, Marlon	g	3-3	0-0	0-0	0	5	5	4	6	2	1	0	0	0	
02	GIST, Asante	g	7-12	3-6	2-2	1	3	4	2	19	2	1	0	0	23	
03	DISHMAN, DeAndre	g	1-1	0-0	3-5	0	2	2	0	5	0	0	0	1	8	
04	AVARE, Dillon	g	1-4	1-4	0-0	0	0	0	1	3	1	0	0	0	21	
Team																
Totals			29-57	13-29	7-10	7	23	30	19	78	13	9	2	5	200	

FG % 1st Half: 13-30 43.3% 2nd half: 16-27 59.3% Game: 29-57 50.9%
3FG % 1st Half: 6-17 35.3% 2nd half: 7-12 58.3% Game: 13-29 44.8%
FT % 1st Half: 3-3 100.0 2nd half: 4-7 57.1% Game: 7-10 70.0%

Officials: Craig Murley, Jon Campbell, Kyle Ingram
Technical fouls: Western Kentucky-None. Eastern Kentucky-None.
Attendance: 5400

Score by periods	1st	2nd	Total
Western Kentucky	24	35	59
Eastern Kentucky	35	43	78

Last FG - WKU 2nd-02:08, ECU 2nd-00:32.
Largest lead - WKU None, ECU by 24 2nd-04:37.
WKU led for 00:00. ECU led for 38:05. Game was tied for 01:55.

Score tied - 0 times.
Lead changed - 0 times.

GAME 6

Nov. 26, 2016
UNLV 71
WKU 61



Official Basketball Box Score -- Game Totals -- Final Statistics
WKU vs UNLV
11/26/16 5:00 PM at Tarkenton Court, Thomas & Mack Center



WKU 61 • 3-3

#	Player	g	Total		3-Ptr		Rebounds		PF	TP	A	TO	Bk	Stl	Min
			FG	FGA	FG	FGA	FT	FTA							
14	LAWSON, Ben	r	1	3	0-0	0-0	0	2	2	2	0	0	0	1	0
23	JOHNSON, Justin	r	3	8	0-0	4-6	3	7	10	4	10	3	2	1	0
05	LOMOMBA, Junior	g	2	6	0-3	1-2	0	2	2	3	5	3	3	1	1
12	THOMAS, Pancake	g	5	12	3-6	0-0	1	2	3	1	13	2	1	0	1
32	JOHNSON, Que	g	5	14	3-10	3-4	1	6	7	2	16	3	2	1	2
01	HOWARD, Tobias	g	1	3	1-2	0-0	0	0	0	0	3	2	0	0	1
42	WATERS, Anton	g	5	9	0-0	0-0	3	1	4	3	10	0	2	0	0
43	LEAHY, Marty	g	0	0	0-0	2-2	0	3	3	0	2	0	1	0	0
Team								0	2	2					

FG % 1st Half: 11-26 42.3% 2nd half: 11-29 37.9% Game: 22-55 40.0%
3FG % 1st Half: 3-8 37.5% 2nd half: 4-13 30.8% Game: 7-21 33.3%
FT % 1st Half: 5-7 71.4% 2nd half: 5-7 71.4% Game: 10-14 71.4%

UNLV 71 • 4-2

#	Player	Total		3-Ptr		Rebounds		PF	TP	A	TO	Bk	Stl	Min	
		FG	FGA	FG	FGA	FT	FTA								
01	GREEN, Tyrrell	r	8-12	5-6	2-2	1	6	7	2	23	4	2	0	0	28
15	MORGAN, Dwayne	r	3-10	0-0	2-4	2	4	6	4	8	0	3	0	1	1
01	CLYBURN, Kris	g	2-5	0-2	2-2	1	10	11	1	6	2	1	0	0	31
02	OFEOGBU, Uche	g	1-6	1-5	0	1	2	3	1	3	1	1	0	2	29
05	POYSER, Jalen	g	16-15	6-11	4-4	0	22	0	22	9	1	0	1	1	38
07	WILKINSON, DJORDJE	g	0-1	0-1	0-0	0	0	0	0	0	0	0	0	0	0
13	COUPET JR, Ben	g	0-1	0-1	0-0	0	0	0	2	0	0	0	0	0	6
20	MOORING, Jovan	g	2-4	1-2	0-0	1	1	0	5	2	1	0	1	0	16
31	BAXTER JR, Troy	g	2-5	0-1	0	2	1	3	3	4	0	1	1	0	13
	Team														
			24-57	13-29	10-12	9	29	38	13	71	18	11	5	5	200

GAME 9

Dec. 11, 2016
WKU 77
ISU 59

Official Basketball Box Score -- Game Totals -- Final Statistics
Western Kentucky vs Indiana State
12-11-16 4:32 pm (ET) at Hulman Center (Terre Haute, Ind.)

Western Kentucky 77 • 4-5

#	Player	Total		3-Ptr		Rebounds		PF	TP	A	TO	Bk	Stl	Min
		FG	FGA	FG	FGA	Off	Def							
01	HOWARD, Tobias	0	1	0	1	2	3	1	2	1	0	0	1	31
05	LOMOMBA, Junior	4	6	3	3	1	2	0	4	1	12	1	5	0
12	THOMAS, Pancake	7	13	2	4	6	0	3	3	1	22	1	1	0
23	JOHNSON, Justin	4	7	1	1	5	8	1	9	10	1	14	6	1
32	JOHNSON, Que	5	11	2	4	1	2	3	15	0	4	1	2	29
00	MCGHEE, Jabari	2	3	0	0	2	2	1	3	4	6	0	1	9
14	LAWSON, Ben	0	0	0	0	0	0	0	2	0	0	0	0	0
42	WATERS, Anton	3	6	0	1	0	3	2	8	10	1	6	0	1
43	LEAHY, Marty	0	0	0	0	0	0	0	1	0	0	0	0	0
	Team	0	0	0	0	0	0	0	0	0	0	0	0	0
Totals		25	47	8	14	19	29	7	31	38	15	77	13	14

FG % 1st Half: 13-25 52.0% 2nd half: 12-22 54.5% Game: 25-47 53.2%
3FG % 1st Half: 6-8 75.0% 2nd half: 2-6 33.3% Game: 8-14 57.1%
FT % 1st Half: 7-9 77.8% 2nd half: 16-25 64.0% Game: 19-29 65.5%

Indiana State 59 • 5-5

#	Player	Total		3-Ptr		Rebounds		PF	TP	A	TO	Bk	Stl	Min			
		FG	FGA	FG	FGA	Off	Def										
00	Clemons, Everett	3	4	0	0	0	5	5	2	6	2	0	0	4	30		
04	Scott, Brenton	6	19	0	7	5	6	2	17	1	2	0	0	3	32		
30	Van Scyoc, Matt	0	3	0	3	1	3	2	5	3	1	0	1	0	23		
32	Paige, Laquarius	1	4	0	1	0	2	2	4	2	0	5	1	0	14		
42	Bell, TJ	2	3	0	0	0	2	1	3	1	4	1	0	1	13		
01	Ojinnaka, Demonte	0	2	0	1	0	0	1	1	0	0	0	0	0	6		
02	Barnes, Jordan	1	3	0	2	0	2	1	2	2	2	0	0	0	15		
03	Knight III, Trey	0	0	0	0	0	0	0	0	1	0	0	0	0	2		
05	Kessinger, Bronson	0	0	0	0	0	0	0	0	0	0	0	0	0	5		
12	Burnschoten, Niels	3	7	1	5	2	2	0	3	9	0	1	0	0	18		
13	Franklin, Donovan	3	8	1	5	0	2	1	2	7	0	0	0	0	17		
34	Murphy, Brandon	3	5	0	0	5	3	4	7	3	11	0	2	0	23		
41	Rickman, Emondre	0	0	0	0	0	0	0	0	0	0	0	0	0	2		
	Team		2		2		2		2		2		2		2		
Totals		22	58	2	24	13	22	12	20	32	23	59	6	13	2	7	200

FG % 1st Half: 12-26 46.2% 2nd half: 10-32 31.3% Game: 22-58 37.9%
3FG % 1st Half: 1-11 9.1% 2nd half: 1-13 7.7% Game: 2-24 8.3%
FT % 1st Half: 6-8 75.0% 2nd half: 7-14 50.0% Game: 13-22 59.1%

Officials: Don Dally, John Hampton, Bret Smith
Technical fouls: Western Kentucky-None. Indiana State-Scott, Brenton.
Attendance: 3345

Score by periods	1st	2nd	Total
Western Kentucky	42	35	77
Indiana State	31	28	59

Last FG - WKU 2nd-02:39, INS 2nd-01:21.
Largest lead - WKU by 19 2nd-01:28, INS by 2 1st-19:50.
WKU led for 36:54, INS led for 00:40. Game was tied for 02:24.

Score tied - 1 time.
Lead changed - 3 times.

GAME 10

Dec. 14, 2016
SMC 73
WKU 51



Official Basketball Box Score -- Game Totals -- Final Statistics
WKU vs Saint Mary's (CA)
12/14/16 7:00 PM at Moraga, CA



WKU 51 • 4-6

#	Player	Total		3-Ptr		Rebounds		PF	TP	A	TO	Bk	Stl	Min			
		FG	FGA	FG	FGA	Off	Def										
01	HOWARD, Tobias	2	4	1	3	2	2	1	3	4	1	7	2	1	0	22	
05	LOMBA, Junior	0	2	0	1	0	0	0	0	0	0	0	1	2	0	0	
12	THOMAS, Pancake	2	8	0	3	0	1	3	4	1	4	0	1	0	0	29	
23	JOHNSON, Justin	4	10	2	3	1	5	6	1	11	2	3	0	0	27		
32	JOHNSON, Que	5	12	1	4	0	1	3	4	1	11	3	1	0	0	31	
00	MCGHEE, Jabari	0	2	0	0	1	2	0	1	1	1	1	0	0	0	10	
03	PARRIS, Damari	0	0	0	0	0	0	0	0	0	0	0	0	0	0	4	
14	LAWSON, Ben	3	4	0	0	2	2	1	4	5	1	8	0	2	1	17	
24	CARMICHAEL, Willie	0	1	0	1	2	2	0	2	0	1	0	0	0	0	4	
42	WATERS, Anton	2	2	0	1	2	2	2	4	1	2	0	1	0	0	13	
43	LEAHY, Marty	0	3	1	1	0	0	0	1	1	5	2	1	0	0	16	
Team		1		0		1		0		0		0		0		0	
Totals		18	48	5	17	10	13	8	23	31	8	51	10	13	1	3	200

FG % 1st Half: 10-24 41.7% 2nd half: 8-24 33.3% Game: 18-48 37.5%
3FG % 1st Half: 2-5 40.0% 2nd half: 3-12 25.0% Game: 5-17 29.4%
FT % 1st Half: 2-4 50.0% 2nd half: 6-9 66.7% Game: 8-13 61.5%

Saint Mary's (CA) 73 • 8-1

#	Player	Total		3-Ptr		Rebounds		PF	TP	A	TO	Bk	Stl	Min			
		FG	FGA	FG	FGA	Off	Def										
24	Hermanson, Calvin	2	4	0	1	1	1	0	2	2	1	5	0	1	0	29	
21	Fitzner, Evan	4	9	3	5	0	1	5	6	1	11	2	0	1	0	21	
34	Landale, Jock	6	13	0	1	3	5	8	13	2	15	1	4	0	1	22	
03	Naar, Emmett	6	9	2	2	0	0	2	2	0	14	6	0	0	0	31	
25	Rahon, Joe	0	3	0	2	0	0	1	0	0	1	10	1	0	1	30	
00	Krebs, Tanner	0	3	0	0	0	0	1	1	1	0	0	0	0	0	5	
01	Hunter, Jordan	1	2	0	0	0	0	2	2	1	2	0	1	0	1	6	
02	Gonzalez, Stefan	2	8	0	0	0	1	1	1	6	1	0	0	0	0	11	
15	Sheets, Dan	0	0	0	0	0	0	0	0	0	0	0	0	0	0	1	
27	Pineau, Dane	5	7	0	0	1	2	2	4	2	10	0	0	2	2	20	
30	Ford, Jordan	3	5	1	3	0	1	2	0	7	2	0	0	0	1	14	
33	Clark, Kyle	1	2	1	2	0	0	1	2	4	3	1	0	0	0	10	
	Team																
Totals		31	65	9	27	2	5	13	24	37	15	73	23	7	3	8	200

FG % 1st Half: 16-33 48.5% 2nd half: 15-32 46.9% Game: 31-65 47.7%
3FG % 1st Half: 5-13 38.5% 2nd half: 4-14 28.6% Game: 9-27 33.3%
FT % 1st Half: 1-1 100.0% 2nd half: 1-4 25.0% Game: 2-5 40.0%

Officials: Tony Padilla, Larry Spaulding, Chris Rastatter
Technical fouls: WKU-None. Saint Mary's (CA)-None.
Attendance: 2581

Score by periods	1st	2nd	Total
WKU	24	27	51
Saint Mary's (CA)	38	35	73

Last FG - WKU 2nd-00:10, SMC 2nd-01:07.
Largest lead - WKU None, SMC by 26 2nd-12:30.
WKU led for 00:00, SMC led for 39:19. Game was tied for 00:41.

Score tied - 0 times.
Lead changed - 0 times.

GAME 11

Dec. 17, 2016
DET 85
WKU 79



Official Basketball Box Score -- Game Totals -- Final Statistics
Western Kentucky vs Detroit Mercy
12/17/16 2:00 PM at Calihan Hall - Detroit, Mich.



Western Kentucky 79 • 4-7

#	Player	Total		3-Ptr		Rebounds		PF	TP	A	TO	Bk	Stl	Min			
		FG	FGA	FG	FGA	Off	Def										
23	JOHNSON, Justin	6	11	0	1	3	4	10	14	14	1	2	2	1	32		
01	HOWARD, Tobias	1	4	0	3	0	0	1	1	2	3	0	0	0	18		
05	LOMOMBA, Junior	5	9	1	2	0	1	3	2	11	5	4	0	2	37		
12	THOMAS, Pancake	4	12	3	9	0	0	2	3	11	6	2	0	0	40		
32	JOHNSON, Que	7	16	5	10	2	2	4	6	2	21	1	2	0	31		
00	MCGHEE, Jabari	3	3	0	0	1	3	1	7	0	1	1	0	8			
14	LAWSON, Ben	3	5	0	0	3	1	2	3	1	9	1	0	2	0	17	
42	WATERS, Anton	0	1	0	0	0	1	1	1	0	1	1	0	0	8		
43	LEAHY, Marty	1	1	1	1	0	2	0	3	1	0	0	0	0	9		
Team		0		0		0		0		0		0		0		0	
Totals		30	62	10	26	9	12	25	37	14	79	16	15	5	3	200	

FG % 1st Half: 15-32 46.9% 2nd half: 15-30 50.0% Game: 30-62 48.4%
3FG % 1st Half: 8-17 47.1% 2nd half: 2-9 22.2% Game: 10-26 38.5%
FT % 1st Half: 2-2 100.0% 2nd half: 7-10 70.0% Game: 9-12 75.0%

Detroit Mercy 85 • 2-9

#	Player	Total		3-Ptr		Rebounds		PF	TP	A	TO	Bk	Stl	Min
		FG	FGA	FG	FGA	Off	Def							
13	LONG, Cole	r	2-4	0	0-0	1	3	4	4	4	0	0	1	34
3	McKEAGHER, Gerald	r	3-7	0	0-2	0	2	4	4	2	1	0	1	37
2	JENKINS, Chris	r	4-10	0-4	1-2	1	0	6	12	2	0	0	1	34
1	ALLEN, Corey	o	5-9	3-5	3-4	0	1	1	2	16	2	3	0	40
4	BLACK, DeShawndre	o	0-4	0-1	0-1	1	2	3	0	0	1	1	0	13
12	BAHLER, Malik	o	0-0	0-0	0-0	0	0	0	0	0	0	0	0	0
10	HOGAN, Jaleel	r	9-13	0-0	1-1	5	8	4	19	1	0	1	0	21
23	MCOLFLEY, Josh	r	9-15	6-9	0-1	0	3	3	1	24	8	2	0	30
5	CARTER III, Ed	o	0-0	0-0	0-1	0	0	0	0	0	0	0	0	1
Team														
Totals			33-63	12-20	7-13	10	21	31	16	85	15	2	8	200

OVERALL SEASON STATISTICS

RECORD:	OVERALL	HOME	AWAY	NEUTRAL
ALL GAMES	5-7	4-0	1-6	0-1
CONFERENCE	0-0	0-0	0-0	0-0
NON-CONFERENCE	5-7	4-0	1-6	0-1

##	Player	gp-gs	min	avg	Total		3-Point		F-Throw		Rebounds											
					fg-fga	fg%	3fg-fga	3fg%	ft-fa	ft%	off	def	tot	avg	pf	dq	a	to	blk	stl	pts	avg
32	JOHNSON, Que	12-12	390	32.5	57-139	.410	26-71	.366	30-44	.682	8	57	65	5.4	25	0	17	28	4	13	170	14.2
23	JOHNSON, Justin	12-12	359	29.9	53-113	.469	9-20	.450	42-61	.689	24	85	109	9.1	22	0	21	20	11	3	157	13.1
12	THOMAS, Pancake	12-12	427	35.6	47-128	.367	18-56	.321	29-35	.829	7	31	38	3.2	13	0	25	18	0	13	141	11.8
05	LOMOMBA, Junior	12-12	347	28.9	25-72	.347	6-21	.286	28-36	.778	2	23	25	2.1	25	2	39	38	1	7	84	7.0
14	LAWSON, Ben	12-8	209	17.4	24-46	.522	0-1	.000	19-27	.704	13	32	45	3.8	21	0	1	14	23	3	67	5.6
42	WATERS, Anton	12-0	191	15.9	27-56	.482	1-4	.250	12-24	.500	22	40	62	5.2	23	0	2	15	4	3	67	5.6
00	MCGHEE, Jabari	4-0	54	13.5	8-14	.571	0-0	.000	5-9	.556	6	15	21	5.3	8	0	0	3	2	2	21	5.3
01	HOWARD, Tobias	11-4	179	16.3	13-33	.394	6-21	.286	6-6	1.000	6	10	16	1.5	12	0	13	11	1	5	38	3.5
03	PARRIS, Damari	9-0	108	12.0	9-26	.346	1-5	.200	5-6	.833	3	6	9	1.0	10	0	7	8	1	3	24	2.7
43	LEAHY, Marty	12-0	116	9.7	7-17	.412	5-10	.500	6-7	.857	2	10	12	1.0	13	0	4	5	0	2	25	2.1
24	CARMICHAEL, Willie	2-0	10	5.0	0-3	.000	0-2	.000	2-2	1.000	0	2	2	1.0	0	0	0	2	0	0	2	1.0
15	MILLER, Tyler	5-0	7	1.4	0-0	.000	0-0	.000	0-0	.000	0	0	0	0.0	0	0	1	0	0	1	0	0.0
21	STAJKOVSKI, Marko	2-0	3	1.5	0-0	.000	0-0	.000	0-0	.000	0	1	1	0.5	0	0	0	0	0	0	0	0.0
Team											5	21	26					2				
Total.....		12	2400		270-647	.417	72-211	.341	184-257	.716	98	333	431	35.9	172	2	130	164	47	55	796	66.3
Opponents.....		12	2400		322-739	.436	109-303	.360	103-158	.652	119	318	437	36.4	225	-	167	139	36	82	856	71.3

TEAM STATISTICS	WKU	OPP
SCORING	796	856
Points per game	66.3	71.3
Scoring margin	-5.0	-
FIELD GOALS-ATT	270-647	322-739
Field goal pct	.417	.436
3 POINT FG-ATT	72-211	109-303
3-point FG pct	.341	.360
3-pt FG made per game	6.0	9.1
FREE THROWS-ATT	184-257	103-158
Free throw pct	.716	.652
F-Throws made per game	15.3	8.6
REBOUNDS	431	437
Rebounds per game	35.9	36.4
Rebounding margin	-0.5	-
ASSISTS	130	167
Assists per game	10.8	13.9
TURNOVERS	164	139
Turnovers per game	13.7	11.6
Turnover margin	-2.1	-
Assist/turnover ratio	0.8	1.2
STEALS	55	82
Steals per game	4.6	6.8
BLOCKS	47	36
Blocks per game	3.9	3.0
ATTENDANCE	14872	39144
Home games-Avg/Game	4-3718	7-4190
Neutral site-Avg/Game	-	1-9815

Date	Opponent		Score	Att.
11/12/16	ALABAMA STATE	W	79-66	4149
11/16/16	JACKSONVILLE STATE	W	74-67	4226
11/19/16	at Belmont	L	69-90	3619
11/22/16	NORTH CAROLINA A&T	W	77-56	3751
11/25/16	vs Washington	L	47-86	9815
11/26/16	at UNLV	L	61-71	8810
11/30/16	at Eastern Kentucky	L	59-78	5400
12-3-16	at Mizzou	L	56-59	4547
12-11-16	at Indiana State	W	77-59	3345
12/14/16	at Saint Mary's (CA)	L	51-73	2581
12/17/16	at Detroit Mercy	L	79-85	1027
12/21/16	OHIO	W	67-66	2746

* - Conference game

Score by Periods	1st	2nd	Totals
WKU	392	404	796
Opponents	400	456	856

WKU Basketball
Austin Peay Postgame Quotes
Dec. 28, 2016

Head Coach Rick Stansbury

On blowing 22-point lead but holding on for the win....

"We challenged that bunch that started the game, and I thought they took on that challenge in the second half. ... We locked in defensively, we got stops, we got out in transition, and we separated the game in a hurry. We went up 22 at the 13-, 14-minute mark. In a five-minute span, we separate that game. ... From that point on, we subbed, and it's very obvious we're not used to playing with a big lead. That's for sure. We haven't had much practice doing that."

On starting Conference USA play Saturday at Florida Atlantic....

"This season's over. Now you go into your next season. You've got a conference season, and then you have a conference season. We'll learn from everything we've had, and now we have the opportunity to start a new season. We approach them all the same. The next game is always the biggest game of the year."

Senior Forward Ben Lawson

On blowing 22-point lead but holding on for the win....

"It's just chemistry. I just felt like we were all on the same page tonight. Some of the plays that we ran, Coach was really seeing them well, and he was seeing that the bigs were going over screens and cheating the play, and we got some lobs from that. I thought we really clicked tonight, and it was a great feeling."

On letting the lead get away being a teaching moment....

"I think it was for sure a teaching point. We've been on a lot of road trips, and we haven't had that opportunity very often to be up and play up. It's really hard to fight that sense of relaxation when you're in the game, and obviously the veterans, we've been there and know how to do it. I think it's a great opportunity, and we got it out of the way still getting a win."

Senior Guard Que Johnson

On what starters had to do when they came back into a close game....

"We just had to lock in and focus on defense. We locked in, and it was basically a defensive game once we got back in. We had to make sure they didn't make those shots that they did before."

On importance of holding on to the lead and not letting the game get away....

"Especially being up so big. That could destroy any team. That was a great effort on our part defensively. We executed offensively. It was a great effort by us."

WKU MBB: Postgame Notes/Videos – WKU 97, Austin Peay 92, Dec. 28, 2016

Please find attached PDF postgame notes and links below to postgame press conference video with WKU head coach Rick Stansbury, senior guard Que Johnson and senior forward Ben Lawson.

Video: Head Coach Rick Stansbury — <https://youtu.be/cYRUcylebAU>

Video: Seniors Ben Lawson, Que Johnson — <https://youtu.be/NHNYfzWm7kc>

WKU Basketball
Austin Peay Postgame Quotes
Dec. 28, 2016

Head Coach Rick Stansbury

On blowing 22-point lead but holding on for the win....

"We challenged that bunch that started the game, and I thought they took on that challenge in the second half. ... We locked in defensively, we got stops, we got out in transition, and we separated the game in a hurry. We went up 22 at the 13-, 14-minute mark. In a five-minute span, we separate that game. ... From that point on, we subbed, and it's very obvious we're not used to playing with a big lead. That's for sure. We haven't had much practice doing that."

On starting Conference USA play Saturday at Florida Atlantic....

"This season's over. Now you go into your next season. You've got a conference season, and then you have a conference season. We'll learn from everything we've had, and now we have the opportunity to start a new season. We approach them all the same. The next game is always the biggest game of the year."

Senior Forward Ben Lawson

On blowing 22-point lead but holding on for the win....

"It's just chemistry. I just felt like we were all on the same page tonight. Some of the plays that we ran, Coach was really seeing them well, and he was seeing that the bigs were going over screens and cheating the play, and we got some lobs from that. I thought we really clicked tonight, and it was a great feeling."

On letting the lead get away being a teaching moment....

"I think it was for sure a teaching point. We've been on a lot of road trips, and we haven't had that opportunity very often to be up and play up. It's really hard to fight that sense of relaxation when you're in the game, and obviously the veterans, we've been there and know how to do it. I think it's a great opportunity, and we got it out of the way still getting a win."

Senior Guard Que Johnson

On what starters had to do when they came back into a close game....

"We just had to lock in and focus on defense. We locked in, and it was basically a defensive game once we got back in. We had to make sure they didn't make those shots that they did before."

On importance of holding on to the lead and not letting the game get away....

"Especially being up so big. That could destroy any team. That was a great effort on our part defensively. We executed offensively. It was a great effort by us."



Official Basketball Box Score -- Game Totals -- Final Statistics
Austin Peay vs WKU
12/28/16 7 p.m. CT at Bowling Green, Ky. (E.A. Diddle Arena)



Austin Peay 92 • 4-10

##	Player		Total	3-Ptr	Rebounds			PF	TP	A	TO	Blk	Stl	Min
			FG-FGA	FG-FGA	FT-FTA	Off	Def	Tot						
03	PORTER-BUNTON, Chri	f	4-5	1-1	0-0	0	3	3	4	9	1	0	0	24
42	JONES, Kenny	f	7-9	0-1	1-1	3	6	9	4	15	0	2	0	29
02	SAVAGE, Jared	g	8-10	5-6	3-3	1	2	3	3	24	1	1	0	40
04	ROBINSON, Josh	g	9-17	5-11	3-3	0	3	3	4	26	6	5	1	38
32	MURRY, John	g	2-6	0-3	4-6	0	1	1	2	8	2	3	0	20
01	DIOP, Assane		2-2	0-0	0-0	0	3	3	3	4	1	0	0	18
10	IVORY, Tre'		0-0	0-0	0-0	0	0	0	0	0	0	1	0	2
25	CLAYTON, Dre'Kalo		0-1	0-1	0-0	0	0	0	1	0	0	1	0	9
45	GLOTTA, Zach		1-4	1-3	3-3	0	2	2	1	6	2	0	0	20
Team						0	0	0			1			
Totals			33-54	12-26	14-16	4	20	24	22	92	13	14	1	200

FG % 1st Half: 14-24 58.3% 2nd half: 19-30 63.3% Game: 33-54 61.1%
3FG % 1st Half: 5-13 38.5% 2nd half: 7-13 53.8% Game: 12-26 46.2%
FT % 1st Half: 7-9 77.8% 2nd half: 7-7 100.0 Game: 14-16 87.5%

Deadball
Rebounds
3,2

WKU 97 • 6-7

##	Player		Total	3-Ptr	Rebounds			PF	TP	A	TO	Blk	Stl	Min
			FG-FGA	FG-FGA	FT-FTA	Off	Def	Tot						
14	LAWSON, Ben	f	5-6	0-0	4-4	0	2	2	3	14	1	0	1	17
23	JOHNSON, Justin	f	6-9	1-2	4-7	4	1	5	1	17	2	0	0	31
05	LOMOMBA, Junior	g	2-5	0-1	0-1	0	3	3	2	4	7	0	0	29
12	THOMAS, Pancake	g	5-10	4-6	4-4	0	2	2	3	18	5	1	0	32
32	JOHNSON, Que	g	8-12	4-6	5-8	0	4	4	0	25	0	1	0	32
00	MCGHEE, Jabari		3-4	0-0	0-0	2	2	4	3	6	0	0	0	12
03	PARRIS, Damari		0-3	0-1	0-1	0	0	0	1	0	1	1	0	11
24	CARMICHAEL, Willie		2-4	1-3	0-0	1	0	1	1	5	0	1	0	10
42	WATERS, Anton		2-4	0-0	2-2	1	1	2	0	6	0	2	0	14
43	LEAHY, Marty		0-2	0-0	2-2	1	0	1	1	2	0	0	0	12
Team						0	1	1						
Totals			33-59	10-19	21-29	9	16	25	15	97	16	6	1	200

FG % 1st Half: 17-30 56.7% 2nd half: 16-29 55.2% Game: 33-59 55.9%
3FG % 1st Half: 6-13 46.2% 2nd half: 4-6 66.7% Game: 10-19 52.6%
FT % 1st Half: 7-11 63.6% 2nd half: 14-18 77.8% Game: 21-29 72.4%

Deadball
Rebounds
3

Officials: Tim Gattis, John Hampton, Antinio Petty
Technical fouls: Austin Peay-None. WKU-None.
Attendance: 3913

Score by periods	1st	2nd	Total
Austin Peay	40	52	92
WKU	47	50	97

	In	Off	2nd	Fast	
Points	Paint	T/O	Chance	Break	Bench
APSU	38	10	4	5	10
WKU	38	24	14	9	19

Last FG - APSU 2nd-00:09, WKU 2nd-01:23.
Largest lead - APSU by 6 1st-10:56, WKU by 22 2nd-14:37.
APSU led for 11:52. WKU led for 26:16. Game was tied for 01:52.

Score tied - 5 times.
Lead changed - 4 times.

WKU ATHLETIC COMMUNICATIONS / MEDIA RELATIONS

FOR IMMEDIATE RELEASE / December 30, 2016

Men's Basketball / Contact: Zach Greenwell, WKU Athletic Communications/Media Relations

WKU and Florida Atlantic game notes are attached.

Conference USA notes — <http://goto.ps/2ilDqRh>

Video: Head coach Rick Stansbury previews C-USA play — <https://youtu.be/cYRUcylebAU>

Video: Seniors Ben Lawson, Que Johnson preview C-USA play — <https://youtu.be/NHNyFzWm7kc>

HILLTOPPERS OPEN C-USA PLAY AT FLORIDA ATLANTIC

BOWLING GREEN, Ky. — WKU Hilltopper Basketball begins its third season of Conference USA play with a trip to Florida Atlantic at noon CT Saturday in Boca Raton, Fla.

The Hilltoppers (6-7) are coming off a 97-92 home win over Austin Peay on Wednesday to close their nonconference slate and are searching for their first three-game winning streak of the season. WKU was predicted to finish third in the conference in the league's preseason coaches' poll.

Florida Atlantic (4-7) owns signature wins over South Florida and at Ohio State in nonconference action.

WKU leads the all-time series with the Owls 13-5, including three straight victories and a 6-2 all-time record in Boca Raton. The teams' last nine meetings have been decided by seven points or less.

WKU head coach Rick Stansbury is 1-1 in his career against Florida Atlantic.

GAME 14

WKU (6-7) at Florida Atlantic (4-7)

December 31, 2016 | Noon (CT)

Boca Raton, Fla. | FAU Arena (5,000)

BROADCAST

Listen: [Hilltopper IMG Sports Network](#) (WKLX 100.7 FM flagship), [TuneIn Radio](#) (free) (Randy Lee, pxp | Hal Schmitt, analysis)

Watch: Fox College Sports, WKU PBS, WBNA (radio simulcast)

Live Stats: [Gametracker](#)

QUICK SHOTS

- Head coach Rick Stansbury needs one win to reach 300 victories for his career.
- WKU has made at least one 3-pointer in 919 consecutive games, dating back to March 15, 1987. The 3-point shot was instituted prior to the 1986-87 season.
- WKU's 97 points against Austin Peay were its most against a Division I opponent since a 98-70 victory over Saint Joseph's on Nov. 12, 2010.
- The Hilltoppers are averaging 78.8 points per game and shooting 46.5 percent through five home contests this season, while averaging 62.4 points and shooting 40.7 percent away from E.A. Diddle Arena.
- Junior Justin Johnson has made 10 of 22 shots from 3-point range this year after netting just one 3-pointer over his first two seasons.
- Graduate senior Pancake Thomas and graduate senior Junior Lomomba are a combined 61 of 77 (.792) from the free-throw line, while Thomas is shooting a 33-of-39 (.846) clip. WKU's guards are a combined 115 of 150 (.767) from the charity stripe.
- WKU has made more free throws (205) than its opponents have attempted (174). The Hilltoppers' 31 makes vs. North Carolina A&T were their most since netting 33 vs. Ball State on Feb. 22, 2003.
- Pancake Thomas ranks third in C-USA and 36th nationally at 35.3 minutes played per game.
- Graduate transfer seniors Que Johnson, Pancake Thomas and Junior Lomomba have all reached the 100th career game milestone this season.
- Justin Johnson needs 170 points this season to become the 49th player in Hilltopper Basketball history to score 1,000 career points.
- Justin Johnson is averaging 13.4 points and 8.8 rebounds this season. No Hilltopper has finished a season averaging those numbers or better since Juan Pattillo did so in the 2010-11 season.

- Pancake Thomas needs 104 points to reach 1,000 for his career across his time at New Mexico, Hartford and WKU. Que Johnson reached 1,000 points across his time at WKU and Washington State vs. Ohio on 12/21/16.
- Ben Lawson ranks fifth in WKU history with 152 career blocked shots. He's tied for third in C-USA in blocks per game (1.8).
- During its recent seven-game, month-long road swing, WKU traveled more than 10,000 miles and played in six different states and three time zones, and played in front of 35,525 total fans.
- WKU went 29 days between home games, the most since going 42 days between home contests from Dec. 11, 1999, to Jan. 22, 2000.



@WKUBasketball /WKUBasketball

@wkubasketball WKUSports

WKUSports.com

WKU (6-7) AT FLORIDA ATLANTIC (4-7)

Saturday, Dec. 31 | Noon (CT) | Boca Raton, Fla.
FAU Arena (5,000)

LISTEN Hilltopper IMG Sports Network, TuneIn
• Randy Lee (pxp), Hal Schmitt (analysis)

WATCH Fox College Sports, WKU PBS, WBNA
• radio simulcast

NOVEMBER (3-4)

1	Campbellsville (Ky.) (Exh.)	W, 87-79
5	Kentucky Wesleyan (Exh.)	W, 103-97 (2OT)
12	(1) Alabama State	W, 79-66
16	(1) Jacksonville State	W, 74-67
19	at Belmont	L, 90-69
22	North Carolina A&T	W, 77-56
25	(2) vs. Washington	L, 86-47
26	(2) at UNLV	L, 71-61
30	at Eastern Kentucky	L, 78-59

DECEMBER (3-3)

3	at Missouri	L, 59-56
11	at Indiana State	W, 77-59
14	at No. 20 Saint Mary's	L, 73-51
17	at Detroit Mercy	L, 85-79
21	Ohio	W, 67-66
28	Austin Peay	W, 97-92

31 at Florida Atlantic*

Noon

JANUARY (0-0)

2	at FIU*	6 p.m.
5	Charlotte*	7 p.m.
7	Old Dominion*	5 p.m.
12	at UAB*	7 p.m.
14	at Middle Tennessee*	7 p.m.
21	at Marshall*	5 p.m.
26	UTEP*	7 p.m.
28	UTSA*	3 p.m.

FEBRUARY (0-0)

2	at LA Tech*	7 p.m.
4	at Southern Miss*	4 p.m.
11	Marshall*	5 p.m.
16	Middle Tennessee*	8 p.m.
19	UAB*	1 p.m.
23	at Charlotte*	6 p.m.
25	at Old Dominion*	6 p.m.

MARCH (0-0)

2	North Texas*	7 p.m.
4	Rice*	7 p.m.
8-11	(3) vs. Conference USA Tournament	TBD
	(4) vs. NCAA Tournament	TBD

All times (CT) and subject to change

(*) Conference USA Game

(1) 2016 Global Sports Classic (campus sites)

(2) 2016 Global Sports Classic (Las Vegas, Nev.)

(3) Conference USA Tournament (BJCC, Birmingham, Ala.)

(4) Various Locations

HILLTOPPER

BASKETBALL

2016-17 GAME NOTES

MEDIA CONTACT: Zach Greenwell, Associate Director of Media Relations • zachary.greenwell@wku.edu • (270) 668-4716

SECONDARY CONTACT: Lance Dozier, Media Relations Assistant • lance.dozier962@topper.wku.edu • (507) 993-1898

THE TIP-OFF

WKU Hilltopper Basketball begins its third season of Conference USA play with a trip to Florida Atlantic at noon CT Saturday in Boca Raton, Fla. The Hilltoppers (6-7) are coming off a 97-92 home win over Austin Peay on Wednesday to close their nonconference slate and are searching for their first three-game winning streak of the season. WKU was predicted to finish third in the conference in the league's preseason coaches' poll.

Florida Atlantic (4-7) owns signature wins over South Florida and at Ohio State in nonconference action. WKU leads the all-time series with the Owls 13-5, including three straight victories and a 6-2 all-time record in Boca Raton. The teams' last nine meetings have been decided by seven points or less. WKU head coach Rick Stansbury is 1-1 in his career against Florida Atlantic.

QUICK SHOTS

- Head coach Rick Stansbury needs one win to reach 300 victories for his career.
- WKU has made at least one 3-pointer in 919 consecutive games, dating back to March 15, 1987. The 3-point shot was instituted prior to the 1986-87 season.
- WKU's 97 points against Austin Peay were its most against a Division I opponent since a 98-70 victory over Saint Joseph's on Nov. 12, 2010.
- The Hilltoppers are averaging 78.8 points per game and shooting 46.5 percent through five home contests this season, while averaging 62.4 points and shooting 40.7 percent away from E.A. Diddle Arena.
- Junior Justin Johnson has made 10 of 22 shots from 3-point range this year after netting just one 3-pointer over his first two seasons.
- Graduate senior Pancake Thomas and graduate senior Junior Lomomba are a combined 61 of 77 (.792) from the free-throw line, while Thomas is shooting a 33-of-39 (.846) clip. WKU's guards are a combined 115 of 150 (.767) from the charity stripe.
- WKU has made more free throws (205) than its opponents have attempted (174). The Hilltoppers' 31 makes vs. North Carolina A&T were their most since netting 33 vs. Ball State on Feb. 22, 2003.
- Pancake Thomas ranks third in C-USA and 36th nationally at 35.3 minutes played per game.
- Graduate transfer seniors Que Johnson, Pancake Thomas and Junior Lomomba have all reached the 100th career game milestone this season.
- Justin Johnson needs 170 points this season to become the 49th player in Hilltopper Basketball history to score 1,000 career points.
- Justin Johnson is averaging 13.4 points and 8.8 rebounds this season. No Hilltopper has finished a season averaging those numbers or better since Juan Pattillo did so in the 2010-11 season.
- Pancake Thomas needs 104 points to reach 1,000 for his career across his time at New Mexico, Hartford and WKU. Que Johnson reached 1,000 points across his time at WKU and Washington State vs. Ohio on 12/21/16.
- Ben Lawson ranks fifth in WKU history with 152 career blocked shots. He's tied for third in C-USA in blocks per game (1.8).
- During its recent seven-game, month-long road swing, WKU traveled more than 10,000 miles and played in six different states and three time zones, and played in front of 35,525 total fans.
- WKU went 29 days between home games, the most since going 42 days between home contests from Dec. 11, 1999, to Jan. 22, 2000.

LAST GAME AGAINST FLORIDA ATLANTIC: JANUARY 9, 2016

Justin Johnson scored 18 points and grabbed eight rebounds, Aaron Cosby added 17 points, and WKU outlasted Florida Atlantic 86-82 in overtime at E.A. Diddle Arena. Cosby scored five points in overtime for the Hilltoppers, who won at home to avoid their first 0-3 start in conference play since 2010. Adonis Filer led FAU with 14 points.

WKU HILLTOPPERS

Record	6-7 (0-0 C-USA)
Ranking	NR
NCAA RPI	247
Last Game	W, 97-92 vs. Austin Peay
Head Coach	Rick Stansbury
Career Record	299-173 (15th season)
Record at School	6-7 (First season)
Leading Scorer	Q. Johnson (15.0 ppg)
Leading Rebounder	J. Johnson (8.8 rpg)
Leading Assists	J. Lomomba (3.5 apg)

FLORIDA ATLANTIC OWLS

Record	4-7 (0-0 C-USA)
Ranking	NR
NCAA RPI	257
Last Game	L, 75-62 vs. Florida Gulf Coast
Head Coach	Michael Curry
Career Record	21-52 (Third season)
Record at School	Same
Leading Scorer	R. Delph (10.6 ppg)
Leading Rebounder	R. Delph (8.5 rpg)
Leading Assists	N. Rutherford (5.5 apg)

WORKING CREDENTIALS: To request credentials, please contact Zach Greenwell, Associate Director of Media Relations, or Lance Dozier, WKU Media Relations Assistant. All requests should be made as early as possible and should be limited to working press only. Space on the E.A. Diddle Arena press row is limited, and a media/photo work room is available on the ground level just off the arena floor for credentialed media members.

Credentials will be screened and issued on a priority basis, with national publications, daily newspapers, wire services, originating radio and television networks, television tape crews and student newspapers from WKU and the visiting school receiving top priority. Requests from weekly newspapers, internet publications and radio stations that cover WKU and the visiting team will be honored on a space-available basis. Requests for credentials will be reviewed on a case-by-case, year-by-year basis.

The Athletic Communications/Media Relations office has the final authority on whether any individuals from any organization will be issued media credentials. Space will also be made available to professional scouts. Complimentary tickets are not provided to media. Spouses, dates, equipment carriers and non-working members of the media are restricted from press row, sidelines and interview areas.

MEDIA WILL CALL: Credentials may be picked up on gameday at Media Will Call at Entrance 2 of E.A. Diddle Arena. Please be mindful that parking is done by a list and parking passes will not be issued, so please request parking at the same time.

PHOTOGRAPHERS: Credentials for photographers will be issued on the basis of circulation, with priority granted to agencies covering the participating schools on a regular basis. Credentials will not be issued to freelance photographers unless they are employed by a reputable publication or the media relations office of the participating schools. Per NCAA rule, images or likeness of current student-athletes may not be sold, distributed or used for commercial purposes.

RADIO COVERAGE: Radio broadcast permission must be obtained in advance, along with press row reservations, from Zach Greenwell. WKU maintains

courtesy phone lines for schools who can provide reciprocal arrangements for the Hilltopper IMG Sports Network. Other arrangements for installation of broadcast lines, including ISDN lines, should be made well in advance with Greenwell and WKU Telecommunications.

BASELINE AREAS: Access to the baselines is reserved for photographers/videographers. When on the baselines, media must remain outside the team bench areas. This includes during pregame activities. With rare exceptions, a seat on press row will not be issued to media members shooting from the baselines, since a media/photo work room is easily accessible.

RECRUITS: Per NCAA rule, media are not permitted to have contact with a prospect or family members of a prospect during their visit (official or unofficial) to campus, including prospects in attendance at practice or games. Contact includes in-person conversations, phone calls, text messages, emails, social media, etc. Media are also asked to make every effort to keep distance from prospects on campus, including at practice, during pre-game activities on the sidelines and in the stands.

GAMEDAY SERVICES: Members of the media covering the game will be provided with pregame notes for both teams, a media guide and a flipcard. Statistics will be handed out at each media timeout, and a running play-by-play will also be provided following the game. WKU offers live stats for media members through StatBroadcast. Approximately 15 minutes following the completion of the game, a final statistical book will be available. The first run of books will be given directly to the visiting SID to allow for easy departure.

POSTGAME INTERVIEWS: For home games, head coach Rick Stansbury and select players will hold a postgame news conference with the media in the Paul Just Media Center at E.A. Diddle Arena. WKU Athletic Communications/Media Relations representatives will be available to assist in postgame interviews. Interviews with the visiting team can be coordinated with the visiting SID, unless it is predetermined that the visiting team will also come to the media room.

WEEKLY PRESS CONFERENCE: Head coach Rick Stansbury holds a press conference for credentialed media during the week when the team schedule allows, usually on a weekly basis. Select players may also be available at the weekly press conference.

CURRENT WKU STREAKS	
All Games	W2
Last Loss: 12/17/16 at Detroit Mercy	
At E.A. Diddle Arena	W8
Last Loss: 02/18/16 vs. Old Dominion	
On the Road	L2
Last Win: 12/11/16 at Indiana State	
Neutral Sites	L2
Last Win: 03/10/16 vs. UAB	
vs. Ranked Opponents	L3
Last Win: 01/10/15 vs. #25 Old Dominion	
Nonconference (Home)	W14
Last Loss: 12/20/14 vs. #4 Louisville	
Nonconference (Road/Neutral)	L2
Last Win: 12/11/16 at Indiana State	
Conference USA	W2
Last Loss: 02/27/16 at UAB	
Conference USA (Home)	W3
Last Loss: 02/18/16 vs. Old Dominion	
Conference USA (Road)	L1
Last Win: 02/25/16 at Middle Tennessee	
Games Allowing 75 or Fewer Points	0
Last Time: 12/21/16 vs. Ohio (66)	
Games with a 15-Point Scorer	3
Last Miss: 12/14/16 at No. 20 Saint Mary's	
Games with an Even/Pos. Assist-to-TO Ratio	1
Last Miss: 12/21/16 vs. Ohio	
Games with a 3-Point FG	919
Last Miss: 03/13/87 vs. West Virginia	
When Scoring 80+ Points	W4
Last Loss: 02/13/16 vs. Marshall (93, OT)	
When Scoring 90+ Points	W2
Last Loss: 02/13/16 vs. Marshall (93, OT)	
When Scoring 100+ Points	W4
Last Loss: 01/29/04 vs. La.-Lafayette (110-102)	

2016-17 C-USA STANDINGS

	[---C-USA---]		[--Overall--]	
	W-L	PCT	W-L	PCT
1. Middle Tenn.	0-0	.000	10-3	.769
Rice	0-0	.000	10-3	.769
3. Old Dominion	0-0	.000	7-4	.636
4. Louisiana Tech	0-0	.000	8-5	.615
5. Charlotte	0-0	.000	6-5	.545
6. Marshall	0-0	.000	7-6	.538
UAB	0-0	.000	7-6	.538
8. North Texas	0-0	.000	6-6	.500
9. WKU	0-0	.000	6-7	.462
10. Florida Atlantic	0-0	.000	4-7	.364
11. UTSA	0-0	.000	4-8	.333
12. FIU	0-0	.000	4-9	.308
13. Southern Miss	0-0	.000	3-9	.250
14. UTEP	0-0	.000	2-9	.182

2016-17 C-USA PRESEASON

ALL-CONFERENCE USA TEAM

Erik McCree, LA Tech (Senior, F)
 Jon Elmore, Marshall (Junior, G)
 Ryan Taylor, Marshall (Senior, F)
 Giddy Potts, Middle Tennessee (Junior, G)
 Reggie Upshaw Jr., Middle Tennessee (Senior, F)
 Jeremy Combs, North Texas (Junior, F)
 Marcus Evans, Rice (Sophomore, G)
 Chris Cokley, UAB (Junior, F)
 William Lee, UAB (Junior, F)
Justin Johnson, WKU (Junior, F)

COACHES POLL (first-place votes)

1. UAB (10)	5. ODU	9. Rice	13. USM
2. MT (4)	6. UTEP	10. North Texas	14. UTSA
3. WKU	7. LA Tech	11. FIU	
4. Marshall	8. Charlotte	12. Florida Atlantic	

WKU IN 2016-17 C-USA STATISTICS

CATEGORY	TEAM	PLAYERS
Scoring Offense	10th (68.7)	Q. Johnson (11th, 15.0)
Scoring Defense	10th (72.9)	--
Scoring Margin	12th (-4.2)	--
Free Throw %	6th (.717)	Thomas (6th, .846)
Field Goal %	10th (.429)	Q. Johnson (12th, .430)
FG% Defense	11th (.448)	--
3-Point FG%	6th (.357)	Q. Johnson (9th, .390)
3-Point FG Made	8th (6.3)	Q. Johnson (t-6th, 2.3)
3-Pt. FG% Defense	11th (.368)	--
Reb. Offense	10th (35.1)	J. Johnson (3rd, 8.8)
Reb. Defense	9th (35.5)	--
Reb. Margin	9th (-0.4)	--
Offensive Rebs.	13th (8.2)	J. Johnson (9th, 2.2)
Defensive Rebs.	5th (26.8)	J. Johnson (3rd, 6.6)
Blocked Shots	7th (3.7)	Lawson (t-3rd, 1.8)
Assists	11th (11.2)	Lomomba (t-10th, 3.5)
Steals	13th (4.7)	Q. Johnson (t-16th, 1.1)
TO Margin	11th (-1.3)	--
A/TO Ratio	10th (0.86)	Lomomba (t-16th, 1.2)
Minutes Played	--	Thomas (3rd, 35.3)

TEAM ROSTER

NO	NAME	POS	HT	WT	YR	EXP	HOMETOWN (PREVIOUS SCHOOL)
00	Jabari McGhee	F	6-7	205	r-So.	TR	Albany, Ga. (Univ. of Tennessee)
1	Tobias Howard	G	6-2	185	Fr.	HS	Lithonia, Ga. (DME Academy)
3	Damari Parris	G	6-0	160	Fr.	HS	Bowie, Md. (Evelyn Mack Academy)
5	Junior Lomomba	G	6-5	205	r-Sr.	TR	Montreal, Quebec (Providence)
12	Pancake Thomas	G	6-4	195	r-Sr.	FR	Baton Rouge, La. (Hartford)
14	Ben Lawson	F	7-1	235	Sr.	3L	Hitchin, England (Oaklands College)
15	Tyler Miller	G	6-4	185	Jr.	TR	Louisville, Ky. (Marshalltown Community College)
21	Marko Stajkovski	G	6-7	195	Fr.	HS	Novi Sad, Serbia (E-Gimnazija Novi Sad)
23	Justin Johnson	F	6-7	240	Jr.	2L	Hazard, Ky. (Perry County Central HS)
24	Willie Carmichael	F	6-8	210	r-So.	TR	Apopka, Fla. (Univ. of Tennessee)
32	Que Johnson	G	6-6	205	r-Sr.	TR	Pontiac, Mich. (Washington State)
42	Anton Waters	F	6-7	245	Sr.	1L	Baltimore, Md. (Gulf Coast State College)
43	Marty Leahy	G	6-5	210	Fr.	HS	Brisbane, Australia (Ipswich Grammar)
	Lamonte Bearden	G	6-3	160	Jr.	TR	Milwaukee, Wis. (University at Buffalo)

PRONUNCIATION GUIDE

NAME	PRONUNCIATION
Marty Leahy	LAY
Junior Lomomba	luh-MOM-buh
Jabari McGhee	juh-BAR-ee
Damari Parris	duh-MAR-ee
Marko Stajkovski	sty-CAHV-ski
Anton Waters	ann-TAWN
Shammond Williams	shuh-MOND
Quannas White	kuh-WAHN-us

COACHING AND SUPPORT STAFF

POSITION	NAME	ALMA MATER (YEAR)	YEAR IN ROLE
Head Coach	Rick Stansbury	Campbellsville (1981)	First Season
Assistant Coach	Chris Cheeks	VCU (1990)	First Season
Assistant Coach	Shammond Williams	North Carolina (1998)	First Season
Assistant Coach	Quannas White	Oklahoma (2003)	First Season
Director of Basketball Operations	Talvis Franklin	Mississippi State (2007)	First Season
Associate Director of Basketball Ops	Martin Cross	WKU (2015)	First Season
Video Coordinator	Mark Martin	Texas A&M (2012)	First Season
Academic Coordinator	William Monts	Clemson (2006)	First Season
Graduate Assistant Manager	Ben Hansbrough	Notre Dame (2011)	First Season
Strength and Conditioning Coach	Duane Hall	WKU (1996)	Third Season
Athletic Trainer	Mike Gaddie	Murray State (1992)	17th Season
Program Manager	Erien Watson	Mississippi State (2009)	First Season



Head Coach
Rick Stansbury



Assistant Coach
Chris Cheeks




Assistant Coach
Shammond Williams




Assistant Coach
Quannas White



Director of Ops
Talvis Franklin



Assoc. Dir. of Ops
Martin Cross



Video Coordinator
Mark Martin




Academic Coord.
William Monts



Grad. Ast. Manager
Ben Hansbrough



Strength Coach
Duane Hall



Athletic Trainer
Mike Gaddie



Program Manager
Erien Watson

THE LAST TIME OUT

BOWLING GREEN, Ky. (AP) — Que Johnson scored 25 points, including three free throws in the final 24 seconds and Western Kentucky held off Austin Peay 97-92 on Wednesday night. After shooting 57 percent in the first half for a 47-40 lead, the Hilltoppers used a 17-0 run to lead 64-43 less than five minutes into the second half. The lead was still 16 midway through the half before the Governors made 10 straight shots and were within 84-81 after Josh Robinson's 3-pointer with 4:57 to play. Pancake Thomas finished with 18 points, Justin Johnson 17 and Ben Lawson 14, tying his career high, for the Hilltoppers, who had season-high points for the first half and the game.

NOTES ON THE PROGRAM

BOUND FOR THE BAHAMAS

The Hilltoppers will be part of the eight-team field for the 2017 Battle 4 Atlantis, which was announced in November during the championship game for this year's event. 2016 national champion Villanova, Arizona, Purdue, North Carolina State, Tennessee, SMU and Northern Iowa join WKU in the star-studded field. The eight teams in the field have won a combined five national championships and reached a combined 16 Final Fours, as well as a combined 76 Sweet Sixteen berths. WKU, Arizona, Villanova, Purdue and NC State are all within the top 26 in NCAA history for all-time wins.

WKU PICKS UP THREE PIECES IN TOP-25 SIGNING CLASS

The Hilltoppers added three standout prospects during the early signing period, giving WKU a consensus top-15 signing class. WKU received national letters of intent from five-star center Mitchell Robinson, four-star guard Josh Anderson and three-star guard Taveion Hollingsworth. The newest Hilltoppers give WKU its first top-25 signing class in the modern era. With the trio, the Hilltoppers' haul is currently ranked eighth by Rivals, 11th by Scout, and 15th by 247Sports.

TOPS SIGN ELITE BIG MAN ROBINSON

WKU put the cherry on top of its early signing haul with the signing of five-star prospect Mitchell Robinson (7-0, Center). Robinson, out of Chalmette (La.) High School, is far and away the highest-ranked signee for the Hilltoppers since the beginning of the modern recruiting services. The big man is a consensus five-star recruit across all outlets and is ranked as the No. 6 prospect nationally in the 2017 class by 247Sports, Rivals and Scout. Robinson is also the highest-ranked recruit ever signed by head coach Rick Stansbury, who produced five top-20 signing classes in a nine-year stretch during his 14-year tenure at the helm at Mississippi State. Robinson heads to WKU with a reputation as a defensive force. He averaged 20.9 points, 13.6 rebounds, 8.1 blocks and 2.0 steals per game last season as a junior for Chalmette High School while shooting 69 percent from the floor.

HILLTOPPERS LAND FOUR-STAR GUARD ANDERSON

The Hilltoppers added to their 2017 recruiting haul with the signing of four-star prospect Josh Anderson (6-4, Guard) to a national letter of intent in the 2017 recruiting class. Anderson, out of Madison Prep Academy in Baton Rouge, La., is a consensus four-star recruit across all outlets and is ranked as the No. 43 player nationally in the 2017 class by Rivals, No. 50 by Scout and No. 52 by 247Sports. Anderson helped Madison Prep to its third state championship in four years last season. He averaged 18.1 points, 5.8 assists and 4.6 rebounds per game as a junior as Madison Prep won its second straight title and appeared in its third straight state championship game.

WKU ADDS BLUEGRASS-BORN HOLLINGSWORTH

The Hilltoppers hauled in their first piece in the 2017 recruiting class in the early signing period with the addition of three-star prospect Taveion Hollingsworth (6-2, Guard) via national letter of intent. Hollingsworth, an in-state product out of Paul Laurence Dunbar High School in Lexington, is a consensus three-star recruit across all outlets and is a front-runner for Kentucky's 2017 Mr. Basketball award. A proven winner with Bluegrass roots, Hollingsworth was named the KHSAA Sweet 16 MVP last year while leading Dunbar to a 33-6 record and its first state title.

NEW-LOOK ROSTER

WKU's 2016-17 roster, which has nine newcomers, represents seven states – Florida, Georgia, Kentucky, Louisiana, Maryland, Michigan and Wisconsin – as well

as four other countries – Australia, Canada, England and Serbia. With many new faces on the roster, WKU returns 31 percent of its scoring, 39 percent of its rebounding and 14 percent of its assists from the 2015-16 campaign.

POSTSEASON PLAY

WKU has advanced to the semifinals of its league tournament in 11 of the last 12 seasons, including a run to the 2016 Conference USA Tournament semifinals. The team is 21-5 with four championships in the last nine conference tournaments overall. WKU's 23 NCAA Tournament appearances are six more than the next closest Conference USA school (UTEP, 17), and one more than the eight league schools with the fewest appearances combined (LA Tech, 5; Marshall, 5; Rice, 4; North Texas, 3; Southern Miss, 3; FIU, 1; Florida Atlantic, 1; UTSA, 0).

PROGRAM PRESTIGE

Entering 2016-17, WKU ranks third in NCAA history in regular-season league titles (42), ninth in all-time winning percentage (.663) and is tied for 16th in all-time victories (1,737). WKU, Middle Tennessee and LA Tech are the only schools in Conference USA to win 20 or more games in at least three of the last four seasons. WKU's 43 20-win seasons are the seventh-most in NCAA history.

FRIENDLY CONFINES

WKU is 54-15 (.783) at E.A. Diddle Arena over the last four-plus seasons after going 27-17 (.614) in the three seasons prior. The Hilltoppers are 578-162 all-time at Diddle Arena for a .781 winning percentage.

CONFERENCE USA PRESEASON

Justin Johnson was named to the 2016-17 Conference USA Men's Basketball Preseason All-Conference Team, while WKU was picked to finish third in the league. Johnson, a 6-foot-7 junior forward from Hazard, Ky., is WKU's first preseason all-conference selection since George Fant and T.J. Price both made the list in the Hilltoppers' inaugural season in C-USA in 2014-15. Third is the highest the Hilltoppers have been picked to finish as a team since they joined C-USA, and it's their highest projection overall since being tabbed to win the Sun Belt Conference before the 2013-14 campaign.

BATTLING BACK TO BEAT THE BOBCATS

In WKU's 67-66 home win over Ohio on Dec. 21, 2016, the Hilltoppers fell behind 21-4 at the 10:50 mark of the first half, including a 14-0 hole to start the game. It was just the third time in the last six seasons that WKU has overcome a deficit of 17 or more points to win.

SHUTTING DOWN THE SYCAMORES

In games where the opponent shot 20-plus 3s, WKU has never held a foe to a lower 3-point percentage than it did at Indiana State (8.3 percent) on Dec. 11, 2016. It was the lowest 3-point percentage for a WKU opponent since Kansas went 0-for-6 from deep in the 2013 NCAA Tournament.

NOTES ON THE HILLTOPPERS

JUSTIN JOHNSON'S GOOD WORKS

Junior forward Justin Johnson was named a 2017 Allstate NABC Good Works Team nominee in November. The Allstate NABC Good Works Team recognizes players at all levels of college basketball whose charitable involvement and altruistic acts stand out amongst all other student-athletes participating in the sport. Johnson, a Hazard, Ky., native, has been active in the community since he arrived on The Hill. The standout post player has made mission trips to China and Belize the last two summers with the Sports Reach program, and he's also volunteered at Bowling Green Retirement Village and the Boys & Girls Club.

DAMARI PARRIS' BREAKTHROUGH

After a slow start to the season, freshman guard Damari Parris broke through in a 67-66 win over Ohio on Dec. 21, 2016. Parris scored a career-high 14 points in 28 minutes, including the winning free throw with 1.8 seconds left. He had played 27 combined minutes in WKU's previous seven games and scored 10 combined points all season before the outburst.

TENNESSEE TRANSFERS

WKU adds the services of two transfers from the University of Tennessee, forwards Willie Carmichael and Jabari McGhee. Both players made their Hilltopper debuts in December. Carmichael, who played in all 32 UT games as a freshman in

2014-15 and averaged three points and 2.3 rebounds in 14.8 minutes per game, saw his first action at No. 20 Saint Mary's. McGhee debuted at Indiana State and is averaging 5.4 points and 5.0 rebounds, including a career-high 14 rebounds against Ohio. McGhee is shooting 61.1 percent from the field.

ANTON WATERS STEPS UP

With depth sorely needed in the post, senior forward Anton Waters has stepped up for the Hilltoppers. Waters has matched or set a new career high for rebounds four times this season, including 10 boards against Washington and Indiana State. He's averaging 5.6 points and 4.9 rebounds per outing.

BEN LAWSON'S BLOCK PARTY

Senior forward Ben Lawson ranks fifth in WKU history with 152 career blocked shots. His 66 blocks in 2015-16 were the seventh-most in a season in Hilltopper history. Lawson joins Jeremy Evans, Elgrace Wilborn and Chris Marcus as Hilltoppers with at least 50 blocks in multiple seasons.

GRADUATE TRANSFERS

On a team in need of backcourt help, graduate transfer guards Que Johnson (Washington State), Junior Lomomba (Providence) and Pancake Thomas (Hartford) are providing valuable experience this year. The trio had played in 281 combined games and scored a combined 1,954 points over their college careers coming into this season, while Lomomba helped the Friars to the NCAA Tournament the last two seasons. Thomas reached the NCAA Tournament in his first two seasons at New Mexico before transferring to Hartford.

RIGHT ON QUE

Graduate transfer guard Que Johnson reached the 1,000-point career mark across his time at WKU and Washington State on Dec. 21, 2016. Johnson leads the Hilltoppers at 15.0 points per game with 30 made 3-pointers.

NOTES ON THE COACHING STAFF

STANSBURY BACK AT THE HELM

Among the 40-plus Division I men's basketball coaching hires over the offseason, Rick Stansbury ranked fifth with 293 career Division I wins. Among those new Division I hires across the country, Stansbury was also tied for fifth in NCAA Tournament appearances with six.

HOME-COURT ADVANTAGE

Stansbury's teams have been outstanding on their own turf, boasting a winning percentage at home of better than 80 percent during his 15 seasons at the helm at Mississippi State and WKU.

TOURNAMENT TIME

In Stansbury's 30 previous seasons as a head coach or assistant coach, his teams have gone to the postseason 18 times, with top-five seeds in the NCAA Tournament six times. The Bulldogs reached the postseason 11 times in Stansbury's 14 seasons as a head coach at Mississippi State.

CHAMPIONSHIP MINDSET

During Stansbury's final 10 years leading Mississippi State, only Kentucky won more SEC championships than his eight, and over his entire 14-year run at the helm, only Kentucky and Florida won more games. His 293 career victories are the 10th-most in SEC history.

ACADEMIC SUCCESS

During Stansbury's time as a head coach at Mississippi State, only Vanderbilt had a higher graduation rate in the SEC, and the Bulldogs were third in the SEC with 41 academic honorees in 14 years.

FILLING THE STANDS

Of the top 30 games for attendance in MSU history, 26 came during Stansbury's run as head coach, including all of the top 10.

FAMILY TRADITION

Stansbury's connection to The Hill goes back well before his hiring as head coach to his great uncle, Edgar B. Stansbury, a 1994 WKU Athletics Hall of Famer as a three-sport athlete (baseball, basketball, football), football assistant coach under W.L. "Gander" Terry, and Director of Athletics in 1946 after serving his country in World War II. The concourse inside E.A. Diddle Arena is named in E.B. Stansbury's honor.

QUICK START

Rick Stansbury is the first Hilltopper coach to start his first season 2-0 since Murray Arnold in the 1986-87 campaign, and just the third since 1922, joining Arnold and E.A. Diddle.

ASSISTANTS' WINNING PEDIGREE

WKU's three assistants – Chris Cheeks (VCU), Shammond Williams (North Carolina) and Quannas White (Oklahoma) – reached a combined four Final Fours and scored 3,286 career points between them at the Division I level as players.

NOTES ON THE SCHEDULE

CONFERENCE USA SLATE

Home games against six of the top seven finishers in C-USA last season highlight the conference slate. The Hilltoppers will play home-and-home series with four of the top five finishers in C-USA last season – UAB, Middle Tennessee, Old Dominion and Marshall. The 18-game conference slate also includes a home-and-home series with Charlotte and single games against the other eight teams in the league.

NONCONFERENCE SCHEDULE

WKU welcomed Austin Peay, Ohio, North Carolina A&T, Alabama State and Jacksonville State to E.A. Diddle Arena in nonconference contests as the program entered a new era under Rick Stansbury. The Hilltoppers were well-tested on the road with trips to regional rivals Belmont, Eastern Kentucky and Indiana State, as well as Saint Mary's (Calif.), Detroit Mercy and SEC foe Missouri. They also played two games in the Global Sports Classic in Las Vegas, starting against Washington on the day after Thanksgiving. The Hilltoppers then met UNLV on its home court.

NUMBERS OF NOTE

WINS AGAINST RANKED TEAMS SINCE 1985-86

WKU has notched 11 wins against ranked opponents since the 1985-86 season, with three at E.A. Diddle Arena, three on the road and five at neutral sites.

WKU's Wins Against Ranked Opponents since 1985-86

- 12/07/85: (W) 71-58 vs. #19 Auburn at E.A. Diddle Arena
- 01/16/86: (W) 75-72 (OT) at #12 UAB
- 01/25/86: (W) 81-75 vs. #18 UAB at E.A. Diddle Arena
- 02/16/93: (W) 78-77 at #22 Louisville
- 03/08/93: (W) 72-63 vs. #13 New Orleans in SBC Tourn. in Biloxi, Miss.
- 03/20/93: (W) 72-68 vs. #6 Seton Hall in NCAA Tourn. in Orlando, Fla.
- 11/15/01: (W) 64-52 at #4 Kentucky
- 03/21/08: (W) 101-99 (OT) vs. #14 Drake in NCAA Tourn. in Tampa, Fla.
- 11/30/08: (W) 68-54 vs. #3 Louisville in Nashville, Tenn.
- 12/11/09: (W) 76-69 vs. #24 Vanderbilt in Nashville, Tenn.
- 01/10/15: (W) 72-65 vs. #25 Old Dominion at E.A. Diddle Arena

TOP E.A. DIDDLE ARENA ATTENDANCES SINCE 2002-03

Since the 2002-03 season, after E.A. Diddle Arena underwent its renovation to its current capacity of 7,326, the Hilltoppers have played in front of 16 home crowds of at least 7,000 people. A standing room only crowd of 7,598 was on-hand on Dec. 20, 2014, to see WKU face No. 4 Louisville, which became the largest non-conference crowd since the renovation, and 7,119 were at E.A. Diddle Arena for Senior Night on Feb. 28, 2015.

Games of At Least 7,000 at E.A. Diddle Arena since Capacity Went to 7,326

1. 8,118 - 03/11/03 - W, 64-52 vs. Middle Tennessee - SBC Tournament
2. 7,718 - 02/21/08 - L, 69-64 vs. South Alabama
3. 7,598 - 12/20/14 - L, 76-67 vs. #4 Louisville
4. 7,523 - 12/30/13 - L, 79-74 vs. Ole Miss
5. 7,412 - 03/01/03 - W, 89-75 vs. Middle Tennessee
6. 7,336 - 11/26/05 - L, 69-65 vs. Georgia
7. 7,328 - 11/29/03 - L, 81-75 vs. Mississippi State
8. 7,326 - 01/26/06 - W, 94-81 vs. Louisiana-Lafayette
- 7,326 - 02/18/06 - W, 79-58 vs. Northern Arizona
- 7,326 - 02/25/06 - W, 80-65 vs. FIU
- 7,326 - 12/22/10 - L, 114-82 vs. #25 Louisville
- 7,326 - 02/25/12 - W, 73-67 vs. Middle Tennessee
- 7,326 - 03/02/13 - L, 70-62 vs. Middle Tennessee
14. 7,119 - 02/28/15 - W, 77-61 vs. FIU
15. 7,117 - 02/21/09 - W, 79-66 vs. FIU
16. 7,089 - 12/09/06 - L, 75-70 vs. Southern Illinois
17. 7,086 - 12/02/08 - W, 67-63 vs. Georgia

MISCELLANEOUS STATS

10+ POINT GAMES

	2016-17	CAREER (WKU)
Que Johnson	12	12
Justin Johnson	11	41
Pancake Thomas	9	9
Junior Lomomba	4	4
Ben Lawson	2	12
Anton Waters	2	5
Damari Parris	1	1

20+ POINT GAMES

	2016-17	CAREER (WKU)
Que Johnson	2	2
Pancake Thomas	1	1
Justin Johnson	0	7

10+ REBOUND GAMES

	2016-17	CAREER (WKU)
Justin Johnson	6	16
Anton Waters	2	2
Jabari McGhee	1	1
Ben Lawson	0	3

DOUBLE-DOUBLES

	2016-17	CAREER (WKU)
Justin Johnson	5	15
Anton Waters	1	1

GAMES LED WKU IN SCORING

	2016-17	CAREER (WKU)
Que Johnson	7	7
Justin Johnson	6	20
Pancake Thomas	2	2

GAMES LED WKU IN REBOUNDING

	2016-17	CAREER (WKU)
Justin Johnson	10	34
Que Johnson	2	2
Anton Waters	1	3
Jabari McGhee	1	1
Ben Lawson	0	6

GAMES LED WKU IN ASSISTS

	2016-17	CAREER (WKU)
Junior Lomomba	6	6
Pancake Thomas	3	3
Que Johnson	3	3
Justin Johnson	2	5
Damari Parris	1	1
Ben Lawson	0	1

GAMES LED WKU IN BLOCKED SHOTS

	2016-17	CAREER (WKU)
Ben Lawson	11	60
Justin Johnson	5	17
Que Johnson	3	3
Anton Waters	2	7
Junior Lomomba	1	1
Jabari McGhee	1	1

GAMES LED WKU IN STEALS

	2016-17	CAREER (WKU)
Pancake Thomas	6	6
Que Johnson	5	5
Ben Lawson	2	10
Jabari McGhee	1	1
Damari Parris	1	1
Marty Leahy	1	1
Tyler Miller	1	1
Tobias Howard	1	1
Junior Lomomba	1	1
Justin Johnson	0	11
Anton Waters	0	1

WKU BY SITUATION

CATEGORY	2013-14	2014-15	2015-16	2016-17	ALL
All games	20-12	20-12	18-16	6-7	64-47
Conference games	12-6	12-6	8-10	0-0	32-22
Nonconference games	8-6	8-6	10-6	6-7	32-25
Home	13-4	13-3	12-4	5-0	43-11
Away	7-7	5-8	3-9	1-6	16-30
Neutral site	0-1	2-1	3-3	0-1	5-6
Televised games	16-10	17-10	13-14	5-3	51-37
vs. Ranked opponents	0-2	1-1	0-2	0-1	1-6
vs. Unranked opponents	20-10	19-11	18-14	6-6	63-41
Winning the tip	8-3	8-6	12-7	5-4	33-20
Losing the tip	12-9	12-6	6-9	1-3	31-27
Scoring first	12-4	10-8	15-10	3-2	40-24
Opponent scores first	8-8	10-4	3-6	3-5	24-23
Leading at halftime	15-2	14-2	14-5	4-2	47-11
Trailing at halftime	4-10	3-9	4-10	1-5	12-34
Tied at halftime	1-0	3-1	0-1	1-0	5-2
Leading with 5:00 to play	14-2	15-2	17-6	6-0	52-10
Trailing with 5:00 to play	6-10	2-10	1-10	0-7	9-37
Tied with 5:00 to play	0-0	3-0	0-0	0-0	3-0
In overtime	1-1	3-0	2-3	0-0	6-4
Games decided by ≤3 pts.	6-1	3-3	2-5	1-1	12-10
Games decided by 4-10 pts.	10-6	10-5	9-6	2-2	31-19
Games decided by 11+ pts.	4-5	7-4	7-5	3-4	21-18
Shooting 50% or higher	4-1	2-1	10-1	2-0	18-3
Shooting 40-49%	13-2	15-6	7-11	3-4	38-22
Shooting less than 40%	3-9	3-5	1-4	1-3	8-21
Opp. shooting 50% or higher	2-3	0-3	2-9	1-2	5-17
Opp. shooting 40-49%	12-7	10-7	9-6	3-3	34-23
Opp. shooting less than 40%	6-2	10-2	7-1	2-2	25-7
Make more 3FG than opp.	11-9	14-4	4-4	2-0	31-17
Make fewer 3FG than opp.	7-3	4-4	8-12	3-7	22-26
3FG made are even	2-0	2-4	6-0	1-0	11-4
Attempt more FT than opp.	14-3	14-2	13-11	6-4	68-26
Attempt fewer FT than opp.	6-8	4-9	5-5	0-3	23-39
FT attempts are even	0-1	2-1	0-0	0-0	4-5
More rebounds than opp.	16-6	14-5	16-11	6-1	47-23
Fewer rebounds than opp.	2-5	5-7	2-5	0-5	9-22
Rebounds are even	2-1	1-0	0-0	0-1	3-2
More assists than opp.	11-4	18-3	13-1	4-2	46-10
Fewer assists than opp.	7-6	2-9	3-14	2-5	14-34
Assists are even	2-2	0-0	2-1	0-0	4-3
Commit more TOs than opp.	7-9	6-9	14-12	4-5	31-35
Commit fewer TOs than opp.	12-2	11-3	3-2	2-1	28-8
Turnovers are even	1-1	3-0	1-2	0-1	5-4
Scoring 100+ points	1-0	1-0	0-0	0-0	2-0
Scoring 90-99 points	0-0	0-0	3-1	1-0	4-1
Scoring 80-89 points	2-1	6-2	7-2	0-0	15-5
Scoring 70-79 points	7-3	8-0	5-7	4-1	24-11
Scoring 60-69 points	7-4	4-6	2-4	1-2	14-16
Scoring fewer than 60 points	3-4	1-4	1-2	0-4	5-14
Allowing 100+ points	0-0	0-0	0-0	0-0	0-0
Allowing 90-99 points	0-0	0-1	1-5	1-1	2-7
Allowing 80-89 points	0-2	2-1	2-5	0-2	4-10
Allowing 70-79 points	6-8	3-6	8-3	0-3	17-20
Allowing 60-69 points	7-2	9-3	6-2	3-0	25-7
Allowing fewer than 60 pts.	7-0	6-1	1-1	2-1	16-3
Following a win	11-9	13-7	6-12	2-3	32-31
Following a loss	9-3	7-5	12-4	4-4	32-15
More bench points than opp.	14-10	10-3	15-12	4-1	43-26
Fewer bench pts. than opp.	6-2	10-9	3-4	2-6	21-21
Bench points are even	0-0	0-0	0-0	0-0	0-0
in November	4-2	2-3	3-3	3-4	12-11
in December	4-3	5-2	5-2	3-3	17-10
in January	6-2	8-1	3-6	0-0	17-9
in February	5-2	3-4	3-4	0-0	11-10
in March	1-3	2-2	4-1	0-0	7-6
on Monday	0-3	1-0	1-1	0-0	2-4
on Tuesday	0-2	0-2	3-0	1-0	4-4
on Wednesday	1-0	3-0	2-2	4-2	10-4
on Thursday	7-2	7-3	5-4	0-0	19-9
on Friday	0-0	0-0	0-1	0-1	0-2
on Saturday	12-5	8-6	6-7	1-4	27-22
on Sunday	0-0	1-1	1-1	0-0	2-2

THE LAST TIME IT HAPPENED

A WKU TEAM:

Was ranked	2007-08
Final Associated Press Poll (No. 22)	
Received votes in a national poll	11/13/09
Associated Press Preseason Top 25	
Played a ranked team	12/14/16
(L) 73-51 at No. 20 Saint Mary's	
Beat a ranked team	01/10/15
(W) 72-65 vs. No. 25 Old Dominion	
Won 10+ straight	01/10/08 - 02/16/08 (11)
Won 15+ straight	01/03/02 - 03/05/02 (15)
Won 20+ straight	12/03/66 - 02/20/67 (21)
Lost 5+ straight	12/31/11 - 01/15/12 (5)
Scored 100 pts	12/29/14
(W) 104-62 vs. Alice Lloyd (Ky.) College	
Scored 100 pts on the road	02/22/01
(W) 100-60 at Arkansas State	
Scored 100 pts and lost	01/29/04
(L) 110-102 vs. Louisiana-Lafayette	
Allowed 100 pts	12/22/10
(L) 114-82 vs. #25 Louisville	
Allowed 100 pts at home	12/22/10
(L) 114-82 vs. #25 Louisville	
Allowed 100 pts and won	12/03/73
(W) 102-100 at Arkansas	
Scored fewer than 50 pts	11/25/16
(L) 86-47 vs. Washington	
Allowed fewer than 50 pts	12/27/14
(W) 89-42 vs. Brescia (Ky.)	
Back-to-back 20-point wins	2010
11/12/10 • (W) 98-70 at Saint Joseph's	
11/15/10 • (W) 83-61 vs. Alabama A&M	
30-point win	12/28/13
(W) 103-65 vs. Brescia (Ky.)	
Back-to-back 30-point wins	2001
12/15/01 • (W) 103-40 vs. West Alabama	
12/19/01 • (W) 95-61 vs. Creighton	
40-point win	12/29/14
(W) 104-62 vs. Alice Lloyd (Ky.) College	
Back-to-back 40-point wins	2014
12/27/14 • (W) 89-42 vs. Brescia (Ky.)	
12/29/14 • (W) 104-62 vs. Alice Lloyd (Ky.) College	
50-point win	01/03/04
(W) 107-52 vs. Kentucky State	
60-point win	12/15/01
(W) 103-40 vs. West Alabama	
30-point loss	11/25/16
(L) 86-47 vs. Washington	
Played in OT game	03/05/16
(W) 96-90 (OT) vs. LA Tech	
Played in a 2OT game	01/18/14
(W) 82-77 (2OT) vs. Arkansas State	
Played in a 3OT game	01/19/84
(L) 76-74 (3OT) vs. Jacksonville	
Played in back-to-back OT games	2016
02/06/16 • (L) 93-89 (OT) at UTEP	
02/13/16 • (L) 96-93 (OT) vs. Marshall	
Won on "last second" shot	02/08/14
(W) 79-78 at UALR	
Trency Jackson hit a 28-footer with 0:00.0 left in regulation	
Lost on "last second" shot	03/21/09
(L) 83-81 in NCAA Tournament vs. #10 Gonzaga	
Demetri Goodson hit 6-footer at 0:00.9	
Had 5 players in double figures	03/10/16
(W) 88-77 vs. UAB	
Had 6 players in double figures	01/29/05
(W) 77-75 at New Mexico State	
Had 7 players in double figures	11/24/01
(W) 101-77 vs. Murray State	
Had 8 players in double figures	12/08/93
(W) 129-91 vs. North Florida	
Had 2 double-figure rebounders	12/11/16
Justin Johnson (10) and Anton Waters (10) at Indiana State	

Had two 20-point scorers	02/06/16
Fredrick Edmond (24) and Aaron Cosby (22) at UTEP	
Had three 20-point scorers	11/13/07
(W) 88-67 vs. Kentucky Wesleyan	
Had 10+ 3FGs	12/28/16
10-of-19 3FG vs. Austin Peay	
Held opponent under 35.0% shooting	11/24/15
30.7% (23-for-75) vs. Central Michigan	
Committed fewer than 10 TOs	12/28/16
6 vs. Austin Peay	
Committed fewer than 5 TOs	03/11/16
4 vs. Old Dominion	
Committed 25+ TOs	11/18/14
25 at Minnesota	
Forced 25+ TOs	11/10/12
26 at Southern Miss	
Shot 60% from the field	11/12/10
60.9% at St. Joseph's	
Shot 70% from the field	02/24/84
71.1% vs. UAB	
Shot 90% from FT line (min. 10)	01/23/16
93.3% (14-of-15) at Charlotte	

A WKU INDIVIDUAL:

Scored 25 pts	12/28/16
Que Johnson (25) vs. Austin Peay	
Scored 30 pts	03/05/16
Aaron Cosby (34) vs. LA Tech	
Scored 40 pts	01/29/04
Anthony Winchester (40) vs. Louisiana-Lafayette	
Scored 50 pts	01/30/65
Clem Haskins (55) vs. Middle Tennessee	
Had 15 rebounds	11/14/15
Justin Johnson (15) vs. Campbellsville (Ky.)	
Had 20 rebounds	11/25/00
Chris Marcus (21) vs. Tennessee State	
Had 25 rebounds	03/07/72
Granville Bunton (27) at Morehead State	
Had 20 pts and 10 rebs	02/06/16
Fredrick Edmond (24 pts, 14 rebs) and Justin Johnson (15 pts, 12 rebs) at UTEP	
Had 10 assists	02/24/11
Jamal Crook (10) vs. FIU	
Had 5 blocks	11/25/16
Ben Lawson (5) vs. Washington	
Had 5 steals	12/28/15
Marlon Hunter (6) vs. Brescia (Ky.)	
Had a double-double	12/17/16
Justin Johnson (15 pts, 14 rebs) at Detroit Mercy	
Two players had a double-double	02/06/16
Fredrick Edmond (24 pts, 14 rebs) and Justin Johnson (15 pts, 12 rebs) at UTEP	
Had a triple-double	01/01/09
Orlando Mendez-Valdez (18 pts, 12 asts, 10 rebs) vs. Troy	

AN OPPOSING INDIVIDUAL:

Scored 30 pts	03/13/16
Trey Freeman, Old Dominion (42)	
Scored 40 pts	03/13/16
Trey Freeman, Old Dominion (42)	
Had 15 rebounds	11/21/15
Jameel Warney, Stony Brook (16)	
Had 20 rebounds	12/07/03
Cuthbert Victor, Murray State (20)	
Had 20 pts and 10 rebs	11/19/16
Evan Bradds, Belmont (26 pts, 14 rebs)	
Had 10 assists	12/21/16
Jaaron Simmons, Ohio (11)	
Had a double-double	12/21/16
A. Campbell (12 pts, 10 rebs)/J. Simmons (11 pts, 11 asts), Ohio	



HEAD COACH RICK STANSBURY

CAREER RECORD: 299-173 (15TH SEASON)

RECORD AT WKU: 6-7 (FIRST SEASON)

With 299 career wins and 11 postseason trips as a head coach to his credit, Rick Stansbury is the 15th head men's basketball coach at Western Kentucky University.

Stansbury, a Battletown, Ky., native and Campbellsville University Class of 2003 Hall of Famer, came to The Hill following two years at 2015-16 Southeastern Conference regular season champion Texas A&M, which included a run to the 2016 NCAA Sweet 16. In his 30 seasons as a head coach or an assistant coach, Stansbury's teams have gone to the postseason 18 times, with Top 5 seeds in the NCAA Tournament in 2016 (3), 2004 (2), 2003 (5), 2002 (3), 1996 (5) and 1995 (5) and in the NIT in 2012 (4), 2010 (1), and 2007 (1).

The veteran head coach made his name over a 22-year run at Mississippi State, including the final 14 as head coach (1999-2012), where he compiled a career record of 293-166 (.638), led the Bulldogs to the postseason 11 times – with six NCAA appearances – and became Mississippi State's all-time wins leader in the process.

In his two seasons in College Station, working for head coach Billy Kennedy, Stansbury helped the Aggie coaching staff sign a consensus top-10 recruiting class, a class regarded as one of the best in school history, in 2015. This past season, with Stansbury serving as associate head coach, the Aggies set a school record for wins with 28 after a 21-12 campaign and third place SEC finish in his first season. Texas A&M's run to the Sweet 16 was the deepest the Aggies have advanced in the tournament in program history.

During Stansbury's final 10 years leading Mississippi State, only Kentucky won more SEC championships than his eight, and over his entire 14-year run at the helm, only Kentucky and Florida won more games. His 293 career victories are the 10th-most in SEC history. The Bulldogs won the SEC tournament in 2002 and 2009, the overall SEC championship in 2004 and dominated the league's Western Division during Stansbury's tenure, winning the side in 2003, 2004, 2007, 2008 and 2010.

His teams were also postseason regulars, appearing in the NCAA Tournament or NIT 11 of his 14 seasons as MSU's head coach including trips to the NCAA Tournament in four consecutive seasons (2002-2005) and consecutive appearances in 2008 and 2009 with NIT trips in 1999, 2001, 2007, 2010 and 2012. Including his time as an assistant, Mississippi State went to the postseason 15 times in 22 seasons.

Seven Bulldogs earned All-America honors, 23 were named All-SEC (11 first teamers), and he posted 20 or more wins in 10 seasons during his 14-year run as head coach. Prior to Stansbury taking over as head coach, MSU had just seven postseason tournament appearances and won at least 20 games just seven times in the school's previous 86 years of basketball competition.

Stansbury is, in every essence of the word, a winner.

THE STANSBURY FILE

PERSONAL

Born: Dec. 23, 1959

Hometown: Battletown, Ky.

Wife: Meo **Children:** Isaac, Noah, Luke

COACHING CAREER

1981-82: Campbellsville (student assistant)

1983-84: Cumberland (graduate assistant)

1985-90: Austin Peay (assistant coach)

1990-94: Mississippi State (assistant coach)

1994-98: Mississippi State (assoc. head coach)

1998-2012: Mississippi State (head coach)

2014-15: Texas A&M (assistant coach)

2015-16: Texas A&M (associate head coach)

2016-17: WKU (head coach)

Off the court, Stansbury's program graduated players at a rate never before seen at Mississippi State. Over his time as head coach, only Vanderbilt had a higher graduation rate in the SEC, and the Bulldogs were third in the SEC with 41 academic honorees in 14 years. Fans also came out in droves in Starkville to watch Stansbury's Bulldogs play. Of the Top 30 most attended games in MSU history, 26 came during Stansbury's run as head coach, including all of the Top 10. He was the only coach in MSU history to average more than 10,000 fans per game in SEC play (2003-04/10,209), and his Bulldogs played in front of an average of over 7,000 fans per night in six of his 14 seasons as head coach.

Stansbury also brings to The Hill a national reputation of success as evidenced by his 2004 SEC Associated Press Coach of the Year, finalist for National Coach of the Year, and District 17 NABC Coach of the Year awards. During the 2003-04 season, Stansbury's Bulldogs ranked as high as No. 4 in the AP poll and finished No. 8 that year, their third consecutive Top 25 finish in the final AP poll. As a recruiter, Stansbury is no stranger to sending players to the NBA ranks. Since 1996, Stansbury has nine lottery picks including the 5th overall pick in the 1999 Draft, Jonathan Bender (Toronto), the 10th overall pick in the 1996 Draft, Erick Dampier (Indiana), and Parade All-American and 2005's 40th overall pick, Monta Ellis (Golden State). Over a nine-year period in Starkville (2003-11), Stansbury signed five different top-20 recruiting classes. His 2005 class was rated the sixth-best nationally by Rivals.com while his final class in the spring of 2011 was No. 12 nationally by the outlet. The Class of 2015 at Texas A&M was rated No. 8 nationally by Rivals.com.

Before going to Starkville, Stansbury spent six seasons as an assistant at Austin Peay State University in Clarksville, Tenn. Working alongside the late Lake Kelly, APSU recorded three consecutive winning seasons including an Ohio Valley Conference tournament championship and NCAA Tournament second-round berth in 1986-87.

His 16-year career as an assistant prior to the MSU head coaching post began at his alma mater,

CAREER RECORD BY OPPONENT 2016-17 OPPONENTS IN BOLD

TEAM	W-L	PCT
AKRON	0-2	.000
ALABAMA	16-14	.533
ALABAMA A&M	4-0	1.000
UAB	2-0	1.000
ALABAMA STATE	4-0	1.000
APPALACHIAN STATE	1-0	1.000
ARIZONA	2-1	.667
ARKANSAS	16-14	.533
ARKANSAS-LITTLE ROCK	3-0	1.000
ARKANSAS-PINE BLUFF	2-0	1.000
ARKANSAS STATE	2-0	1.000
AUBURN	16-12	.571
AUSTIN PEAY	1-0	1.000
BAYLOR	0-1	.000
BELMONT	1-1	.500
BETHUNE-COOKMAN	1-0	1.000
BIRMINGHAM-SOUTHERN	1-0	1.000
BRADLEY	1-0	1.000
BUTLER	0-1	.000
CALIFORNIA	0-1	.000
CENTENARY	4-0	1.000
CHARLOTTE	2-1	.667
CHATTANOOGA	1-0	1.000
CINCINNATI	0-2	.000
CLEMSON	0-2	.000
COLORADO STATE	0-1	.000
DEPAUL	1-0	1.000
DETROIT MERCY	2-1	.667
DUKE	0-1	.000
EAST TENNESSEE STATE	0-1	.000
EASTERN KENTUCKY	2-1	.667
FAIRFIELD	1-0	1.000
FAIRLEIGH DICKINSON	1-0	1.000
FLORIDA	8-9	.471
FLORIDA A&M	2-0	1.000
FLORIDA ATLANTIC	1-1	.500
FLORIDA STATE	1-1	.500
GEORGE MASON	1-1	.500
GEORGIA	9-9	.500
GEORGIA STATE	2-0	1.000
HAWAII	0-1	.000
HOLY CROSS	1-0	1.000
HOUSTON	2-0	1.000
IDAHO	1-0	1.000
ILLINOIS-CHICAGO	1-0	1.000
INDIANA STATE	1-0	1.000
JACKSON STATE	2-0	1.000
JACKSONVILLE	1-0	1.000
JACKSONVILLE STATE	5-0	1.000
KENTUCKY	4-13	.235
LAFAYETTE	1-0	1.000
LIBERTY	1-0	1.000
LOUISIANA-LAFAYETTE	3-2	.600
LOUISIANA-MONROE	4-0	1.000
LSU	18-13	.581
LOUISIANA TECH	3-0	1.000
LOYOLA MARYMOUNT	2-0	1.000
MASSACHUSETTS	0-1	.000
MCNEESE STATE	5-0	1.000
MEMPHIS	0-1	.000
MIAMI (FLA.)	1-1	.500
MIAMI-OHIO	0-1	.000
MISSISSIPPI VALLEY STATE	3-0	1.000
MISSOURI	1-2	.333
MISSOURI-KANSAS CITY	1-0	1.000
MONMOUTH	1-0	1.000
MONTANA STATE	1-1	.500
MURRAY STATE	1-0	1.000
NEW ORLEANS	4-0	1.000
NICHOLLS STATE	5-0	1.000
NORTHWESTERN	1-0	1.000
NORTHWESTERN STATE	2-1	.667
NORTH ALABAMA	1-0	1.000
NORTH CAROLINA	0-1	.000
NORTH CAROLINA A&T	2-0	1.000
NORTH TEXAS	1-0	1.000

CAREER RECORD BY OPPONENT 2016-17 OPPONENTS IN BOLD

TEAM	W-L	PCT
OHIO	1-0	1.000
OKLAHOMA	1-0	1.000
OLD DOMINION	1-0	1.000
OLE MISS	21-8	.724
OREGON	1-0	1.000
PITTSBURGH	1-0	1.000
RICHMOND	2-2	.500
RIDER	0-1	.000
RUTGERS	0-1	.000
SAINT MARY'S (CALIF.)	1-2	.333
SAM HOUSTON STATE	1-0	1.000
SAN DIEGO	2-1	.667
SANTA CLARA	2-0	1.000
SOUTH ALABAMA	7-1	.875
SOUTH CAROLINA	12-5	.706
SOUTH CAROLINA STATE	1-0	1.000
SOUTHEASTERN LOUISIANA	5-1	.833
SOUTHERN ILLINOIS	0-1	.000
SOUTHERN MISSISSIPPI	1-0	1.000
STANFORD	1-1	.500
ST. BONAVENTURE	2-0	1.000
SYRACUSE	0-1	.000
TENNESSEE	7-9	.438
TENNESSEE-MARTIN	4-0	1.000
TENNESSEE STATE	1-0	1.000
TEXAS	0-2	.000
TEXAS A&M	1-0	1.000
TEXAS A&M-CORPUS CHRISTI	2-0	1.000
TEXAS-PAN AMERICAN	1-0	1.000
TEXAS TECH	0-1	.000
TROY	3-0	1.000
TULANE	3-0	1.000
TULSA	0-1	.000
UC IRVINE	1-0	1.000
UCLA	1-0	1.000
UNLV	0-1	.000
UTAH STATE	1-0	1.000
VALPARAISO	0-1	.000
VANDERBILT	11-8	.579
VIRGINIA TECH	1-1	.500
WASHINGTON	0-2	.000
WASHINGTON STATE	0-2	.000
WEST VIRGINIA	1-1	.500
WESTERN KENTUCKY	3-1	.750
WINTHROP	0-1	.000
WRIGHT STATE	1-0	1.000
XAVIER	3-1	.750
TOTALS	299-173	.633

Campbellsville, during the 1981-82 season as he worked toward earning a double major in business and physical education. He then moved on to work for Randy Vernon at Cumberland in Williamsburg where he earned his master's in Business Education. In 1983-84, the team went 31-5 and earned a second-round appearance in the NAIA Tournament. In October 1999, Stansbury was honored by the Campbellsville Alumni Association as a proud recipient of the school's Distinguished Alumni Award.

Stansbury's connection to The Hill goes back well before his hiring as head coach to his great uncle, Edgar B. Stansbury, a 1994 WKU Athletics Hall of Famer as a three-sport athlete (baseball, basketball, football), football assistant coach under W.L. "Gander" Terry, and Director of Athletics in 1946 after serving his country in World War II. The concourse inside E.A. Diddle Arena is named in E.B. Stansbury's honor.

STANSBURY'S NBA DRAFT PICKS

Erick Dampier* - 1996 - 10th (Indiana Pacers)
Dontae' Jones* - 1996 - 21st (New York Knicks)
Tyrone Washington - 1999 - 44th (Rockets)
Mario Austin - 2003 - 36th (Chicago Bulls)
Derrick Zimmerman - 2003 - 40th (Golden State)
Lawrence Roberts - 2005 - 55th (SuperSonics)
Jarvis Varnado - 2010 - 41st (Miami Heat)
Arnett Moultrie - 2012 - 27th (Miami Heat)

* As Mississippi State assistant

Stansbury is married to the former Meo Mellen of Roanoke, Va. The couple has three sons, Isaac, Noah and Luke.



HEAD COACHING RECORD

1998-99: Mississippi State.....	20-13^
1999-00: Mississippi State.....	14-16
2000-01: Mississippi State.....	18-13^
2001-02: Mississippi State.....	27-8*#
2002-03: Mississippi State.....	21-10*%
2003-04: Mississippi State.....	26-4*%
2004-05: Mississippi State.....	23-11*
2005-06: Mississippi State.....	15-15
2006-07: Mississippi State.....	21-14^%
2007-08: Mississippi State.....	23-11*%
2008-09: Mississippi State.....	23-13*#
2009-10: Mississippi State.....	24-12^%
2010-11: Mississippi State.....	17-14
2011-12: Mississippi State.....	21-12^
2016-17: WKU.....	6-7

299-173 (.633)

(*) NCAA Tournament appearance

(^) NIT appearance

(#) SEC Tournament champions

(%) SEC Western Conference champions

STANSBURY'S COACHING ACCOLADES

CHAMPIONSHIPS

- **SEC WESTERN CONFERENCE CHAMPIONSHIPS** (2003, 2004, 2007, 2008, 2010)
- **SEC TOURNAMENT CHAMPIONS** (2002, 2009)
- **OVERALL SEC CHAMPION** (2004)

POSTSEASON EXPERIENCE AS HEAD COACH

- **NCAA** (2002, 2003, 2004, 2005, 2008, 2009)
- **NIT** (1999, 2001, 2007, 2010, 2012)

AS ASSISTANT

- **NCAA** (1987, 1991, 1995 - SWEET 16, 1996 - FINAL FOUR, 2016 - SWEET 16)
- **NIT** (1990, 1994)

AWARDS

- **SEC COACH OF THE YEAR** (2004)
- **DISTRICT 17 NABC COACH OF THE YEAR** (2004)



#0 JABARI MCGHEE

RS-SOPHOMORE | FORWARD | 6-7 | 205 | RS
ALBANY, GA. (UNIV. OF TENNESSEE)

Opp.	GS	Min	FG	A	Pct	3FG	A	Pct	FT	A	Pct	O	D	T	PF	FO	A	TO	B	S	Pts
ALABAMA STATE	DNP																				
JACKSONVILLE ST.	DNP																				
at Belmont	DNP																				
NC A&T	DNP																				
vs. Washington	DNP																				
at UNLV	DNP																				
at Eastern Ky.	DNP																				
at Missouri	DNP																				
at Indiana State	9	2	3	.667	0	0	.000	2	2	1.000	2	1	3	4	0	0	1	1	1	1	6
at Saint Mary's	10	0	2	.000	0	0	.000	1	2	.500	0	1	1	1	0	0	0	0	1	1	1
at Detroit Mercy	8	3	3	1.000	0	0	.000	1	3	.333	1	2	3	1	0	0	1	1	0	7	7
OHIO	27	3	6	.500	0	0	.000	1	2	.500	3	11	14	2	0	0	1	0	0	7	7
AUSTIN PEAY	12	3	4	.750	0	0	.000	0	0	.000	2	2	4	3	0	0	0	0	1	6	6
at Fla. Atlantic																					
at FIU																					
CHARLOTTE																					
OLD DOMINION																					
at UAB																					
at Middle Tenn.																					
at Marshall																					
UTEP																					
UTSA																					
at LA Tech																					
at Southern Miss																					
MARSHALL																					
MIDDLE TENN.																					
UAB																					
at Charlotte																					
at Old Dominion																					
NORTH TEXAS																					
RICE																					

SEASON/CAREER HIGHS AT WKU

POINTS

Season	7, 2x, last vs. Ohio, 12/21/16
Career	Same

REBOUNDS

Season	14, vs. Ohio, 12/21/16
Career	Same

FIELD GOALS

Season	3, 3x, last vs. Austin Peay, 12/28/16
Career	Same

FIELD GOALS ATTEMPTED

Season	6, 2x, last vs. Ohio, 12/21/16
Career	Same

THREE-POINT FIELD GOALS

Season	0
Career	Same

THREE-POINT FIELD GOALS ATTEMPTED

Season	0
Career	Same

FREE THROWS

Season	2, at Indiana State, 12/11/16
Career	Same

FREE THROWS ATTEMPTED

Season	3, at Detroit Mercy, 12/17/16
Career	Same

ASSISTS

Season	0
Career	Same

BLOCKED SHOTS

Season	1, 2x, at Detroit Mercy, 12/17/16
Career	Same

STEALS

Season	1, 3x, last vs. Austin Peay, 12/28/16
Career	Same

MINUTES PLAYED

Season	27, vs. Ohio, 12/21/16
Career	Same

QUICK-HITTERS

- Scored seven points with a career-high 14 rebounds in 27 minutes against Ohio on 12/21/16
- Scored seven points on 3-of-3 shooting with three rebounds at Detroit Mercy on Dec. 17, 2016
- Made his Hilltopper debut at Indiana State on Dec. 11, 2016, contributing six points and three rebounds in nine minutes
- Averaged 3.8 points and 3.2 rebounds as a red-shirt freshman at Tennessee before transferring
- Played in eight games for the Volunteers in 2014-15 before taking a medical redshirt following a foot injury
- Averaged 24 points and 15 rebounds in his final year of prep ball at Hargrave Military Academy

CAREER STATISTICS

Year	GP	GS	Min	Avg	FG	FGA	Pct	3FG	FGA	Pct	FT	FTA	Pct	Off	Def	Tot	Avg	PF	FO	Ast	TO	Blk	Stl	Pts	Avg
TENNESSEE																									
2014-15	8	2	103	12.9	14	20	.700	0	0	.000	7	17	.412	16	14	30	3.8	24	3	0	3	1	3	35	4.4
2015-16	6	0	65	10.8	9	17	.529	0	0	.000	5	6	.833	8	11	19	3.2	17	0	0	1	3	4	23	3.8
WKU																									
2016-17	5	0	66	13.2	11	18	.611	0	0	.000	5	9	.556	8	17	25	5.0	11	0	0	3	2	3	27	5.4
TOTAL	19	2	234	12.3	34	55	.618	0	0	.000	17	32	.531	32	42	74	3.9	52	3	0	7	6	10	85	4.5



#1 TOBIAS HOWARD

FRESHMAN | GUARD | 6-2 | 185 | HS
LITHONIA, GA. (DME ACADEMY)

Opp.	GS	Min	FG	A	Pct	3FG	A	Pct	FT	A	Pct	O	D	T	PF	FO	A	TO	B	S	Pts
ALABAMA STATE		14	2	4	.500	2	3	.667	0	0	.000	1	2	3	0	0	2	1	0	0	6
JACKSONVILLE ST.		6	1	1	1.000	1	1	1.000	0	0	.000	0	0	0	0	0	0	0	0	0	3
at Belmont		9	0	0	.000	0	0	.000	0	0	.000	1	0	1	1	0	0	1	0	1	0
NC A&T		11	1	3	.333	0	1	.000	0	0	.000	0	0	0	0	0	0	0	0	0	2
vs. Washington		17	3	7	.429	1	4	.250	0	0	.000	1	1	2	2	0	0	2	1	0	7
at UNLV		11	1	3	.333	1	2	.500	0	0	.000	0	0	0	0	0	2	0	0	1	3
at Eastern Ky.		14	0	3	.000	0	2	.000	0	0	.000	0	1	1	0	0	1	0	0	0	0
at Missouri	*	26	2	3	.667	0	1	.000	2	2	1.000	0	0	0	4	0	1	2	0	2	6
at Indiana State	*	31	0	1	.000	0	1	.000	2	2	1.000	1	2	3	1	0	5	1	0	1	2
at Saint Mary's	*	22	2	4	.500	1	3	.333	2	2	1.000	1	3	4	1	0	2	1	0	0	7
at Detroit Mercy	*	18	1	4	.250	0	3	.000	0	0	.000	1	1	2	3	0	0	3	0	0	2
OHIO		DNP																			
AUSTIN PEAY		DNP																			
at Fla. Atlantic																					
at FIU																					
CHARLOTTE																					
OLD DOMINION																					
at UAB																					
at Middle Tenn.																					
at Marshall																					
UTEP																					
UTSA																					
at LA Tech																					
at Southern Miss																					
MARSHALL																					
MIDDLE TENN.																					
UAB																					
at Charlotte																					
at Old Dominion																					
NORTH TEXAS																					
RICE																					

SEASON/CAREER HIGHS AT WKU

POINTS

Season 7, 2x, last at Saint Mary's, 12/14/16
Career Same

REBOUNDS

Season 4, at Saint Mary's, 12/14/16
Career Same

FIELD GOALS

Season 3, vs. Washington, 11/25/16
Career Same

FIELD GOALS ATTEMPTED

Season 7, vs. Washington, 11/25/16
Career Same

THREE-POINT FIELD GOALS

Season 2, vs. Alabama State, 11/12/16
Career Same

THREE-POINT FIELD GOALS ATTEMPTED

Season 4, vs. Washington, 11/25/16
Career Same

FREE THROWS

Season 2, 3x, last at Saint Mary's, 12/14/16
Career Same

FREE THROWS ATTEMPTED

Season 2, 3x, last at Saint Mary's, 12/14/16
Career Same

ASSISTS

Season 5, at Indiana State, 12/11/16
Career Same

BLOCKED SHOTS

Season 1, vs. Washington, 11/25/16
Career Same

STEALS

Season 2, at Missouri, 12/03/16
Career Same

MINUTES PLAYED

Season 31, at Indiana State, 12/11/16
Career Same

QUICK-HITTERS

- Tied career high with seven points and grabbed career-high four rebounds against Saint Mary's on Dec. 14, 2016
- Tallied career-high five assists in 31 minutes at Indiana State on 12/11/16
- Made first career start at Missouri on 12/3/16, scoring six points in career-high 26 minutes
- Hit two 3-pointers in his college debut vs. Alabama State on Nov. 12, 2016
- Played fifth prep year at DME Academy in Daytona Beach, Fla., during the 2015-16 season
- Averaged 14.6 points, 4.9 rebounds and 2.8 assists per game for DME Academy, shooting 57.9 percent from 3-point range and 89.4 percent from the free-throw line

CAREER STATISTICS

Year	GP	GS	Min	Avg	FG	FGA	Pct	3FG	FGA	Pct	FT	FTA	Pct	Off	Def	Tot	Avg	PF	FO	Ast	TO	Blk	Stl	Pts	Avg
2016-17	11	4	179	16.3	13	33	.394	6	21	.286	6	6	1.000	6	10	16	1.5	12	0	13	11	1	5	38	3.5
TOTAL	11	4	179	16.3	13	33	.394	6	21	.286	6	6	1.000	6	10	16	1.5	12	0	13	11	1	5	38	3.5



#3 DAMARI PARRIS

FRESHMAN | GUARD | 6-0 | 160 | HS
BOWIE, MD. (EVELYN MACK ACADEMY)

Opp.	GS	Min	FG	A	Pct	3FG	A	Pct	FT	A	Pct	O	D	T	PF	FO	A	TO	B	S	Pts
ALABAMA STATE		12	0	1	.000	0	0	.000	2	2	1.000	1	0	1	1	0	0	1	0	0	2
JACKSONVILLE ST.		8	0	1	.000	0	0	.000	0	0	.000	0	2	2	1	0	1	2	0	0	0
at Belmont		14	3	6	.500	0	1	.000	0	0	.000	0	1	1	2	0	0	1	0	0	6
NC A&T		19	1	5	.200	0	2	.000	0	0	.000	1	1	2	1	0	4	2	0	2	2
vs. Washington		14	0	6	.000	0	0	.000	0	0	.000	0	1	1	3	0	1	1	0	0	0
at UNLV	DNP																				
at Eastern Ky.		1	0	0	.000	0	0	.000	0	0	.000	0	0	0	0	0	0	0	0	0	0
at Missouri		8	0	0	.000	0	0	.000	0	0	.000	0	0	0	0	0	1	0	0	1	0
at Indiana State	DNP																				
at Saint Mary's		4	0	0	.000	0	0	.000	0	0	.000	0	0	0	0	0	0	0	0	0	0
at Detroit Mercy	DNP																				
OHIO		28	5	7	.714	1	2	.500	3	4	.750	1	1	2	2	0	0	1	1	0	14
AUSTIN PEAY		11	0	3	.000	0	1	.000	0	0	.000	0	0	0	1	0	1	1	0	0	0
at Fla. Atlantic																					
at FIU																					
CHARLOTTE																					
OLD DOMINION																					
at UAB																					
at Middle Tenn.																					
at Marshall																					
UTEP																					
UTSA																					
at LA Tech																					
at Southern Miss																					
MARSHALL																					
MIDDLE TENN.																					
UAB																					
at Charlotte																					
at Old Dominion																					
NORTH TEXAS																					
RICE																					

SEASON/CAREER HIGHS AT WKU

POINTS

Season	14, vs. Ohio, 12/21/16
Career	Same

REBOUNDS

Season	2, 3x, last vs. Ohio, 12/21/16
Career	Same

FIELD GOALS

Season	5, vs. Ohio, 12/21/16
Career	Same

FIELD GOALS ATTEMPTED

Season	7, vs. Ohio, 12/21/16
Career	Same

THREE-POINT FIELD GOALS

Season	1, vs. Ohio, 12/21/16
Career	Same

THREE-POINT FIELD GOALS ATTEMPTED

Season	2, 2x, last vs. Ohio, 12/21/16
Career	Same

FREE THROWS

Season	3, vs. Ohio, 12/21/16
Career	Same

FREE THROWS ATTEMPTED

Season	4, vs. Ohio, 12/21/16
Career	Same

ASSISTS

Season	4, vs. N.C. A&T, 11/22/16
Career	Same

BLOCKED SHOTS

Season	1, vs. Ohio, 12/21/16
Career	Same

STEALS

Season	2, vs. N.C. A&T, 11/22/16
Career	Same

MINUTES PLAYED

Season	28, vs. Ohio, 12/21/16
Career	Same

QUICK-HITTERS

- Scored a career-high 14 points in 28 minutes off the bench against Ohio on Dec. 21, 2016
- Tallied career-high four assists and two steals in 19 minutes vs. North Carolina A&T on Nov. 22, 2016
- Scored his first career field goal at Belmont on Nov. 19, 2016, and tallied six points in 14 minutes
- Netted two free throws in his first college game vs. Alabama State on Nov. 12, 2016, for his first career points
- Averaged 25 points and six assists as a senior at Evelyn Mack Academy in Charlotte, N.C.
- Scored 38 points against Oak Hill Academy, 34 points against Hargrave Military Academy, 34 points against 22ft Academy and 26 points against Huntington Prep Academy

CAREER STATISTICS

Year	GP	GS	Min	Avg	FG	FGA	Pct	3FG	FGA	Pct	FT	FTA	Pct	Off	Def	Tot	Avg	PF	FO	Ast	TO	Blk	Stl	Pts	Avg
2016-17	10	0	119	11.9	9	29	.310	1	6	.167	5	6	.833	3	6	9	0.9	11	0	8	9	1	3	24	2.4
TOTAL	10	0	119	11.9	9	29	.310	1	6	.167	5	6	.833	3	6	9	0.9	11	0	8	9	1	3	24	2.4



#5 JUNIOR LOMOMBA

RS-SENIOR | GUARD | 6-5 | 205 | TR

MONTREAL, QUEBEC, CANADA (PROVIDENCE)

Opp.	GS	Min	FG	A	Pct	3FG	A	Pct	FT	A	Pct	O	D	T	PF	FO	A	TO	B	S	Pts
ALABAMA STATE	*	28	1	5	.200	1	1	1.000	6	6	1.000	0	6	6	0	0	3	3	0	0	9
JACKSONVILLE ST.	*	33	2	6	.333	0	2	.000	7	7	1.000	0	2	2	2	0	7	4	0	1	11
at Belmont	*	30	3	9	.333	0	2	.000	0	1	.000	0	0	0	2	0	5	3	0	0	6
NC A&T	*	21	0	3	.000	0	1	.000	2	2	1.000	0	0	0	5	1	2	2	0	0	2
vs. Washington	*	26	1	7	.143	0	1	.000	0	1	.000	0	2	2	1	0	4	5	0	0	2
at UNLV	*	33	2	6	.333	0	3	.000	1	2	.500	0	2	2	3	0	3	3	1	1	5
at Eastern Ky.	*	36	3	5	.600	0	0	.000	9	12	.750	0	2	2	2	0	1	3	0	1	15
at Missouri	*	35	3	9	.333	1	3	.333	2	3	.667	0	3	3	5	1	6	2	0	1	9
at Indiana State	*	28	4	6	.667	3	3	1.000	1	2	.500	0	4	4	1	0	1	5	0	1	12
at Saint Mary's	*	27	0	2	.000	0	1	.000	0	0	.000	0	0	0	0	0	1	2	0	0	0
at Detroit Mercy	*	37	5	9	.556	1	2	.500	0	0	.000	2	1	3	2	0	5	4	0	2	11
OHIO	*	13	1	5	.200	0	2	.000	0	0	.000	0	1	1	2	0	1	2	0	0	2
AUSTIN PEAY	*	29	2	5	.400	0	1	.000	0	2	.000	0	3	3	2	0	7	0	0	1	4
at Fla. Atlantic																					
at FIU																					
CHARLOTTE																					
OLD DOMINION																					
at UAB																					
at Middle Tenn.																					
at Marshall																					
UTEP																					
UTSA																					
at LA Tech																					
at Southern Miss																					
MARSHALL																					
MIDDLE TENN.																					
UAB																					
at Charlotte																					
at Old Dominion																					
NORTH TEXAS																					
RICE																					

SEASON/CAREER HIGHS AT WKU

POINTS

Season 15, at Eastern Kentucky, 11/30/16
Career Same

REBOUNDS

Season 6, vs. Alabama State, 11/12/16
Career Same

FIELD GOALS

Season 5, at Detroit Mercy, 12/17/16
Career Same

FIELD GOALS ATTEMPTED

Season 9, 3x, last at Detroit Mercy, 12/17/16
Career Same

THREE-POINT FIELD GOALS

Season 3, at Indiana State, 12/11/16
Career Same

THREE-POINT FIELD GOALS ATTEMPTED

Season 3, 3x, last at Indiana State, 12/11/16
Career Same

FREE THROWS

Season 9, at Eastern Kentucky, 11/30/16
Career Same

FREE THROWS ATTEMPTED

Season 12, at Eastern Kentucky, 11/30/16
Career Same

ASSISTS

Season 7, 2x, last vs. Austin Peay, 12/28/16
Career Same

BLOCKED SHOTS

Season 1, at UNLV, 11/26/16
Career Same

STEALS

Season 2, at Detroit Mercy, 12/17/16
Career Same

MINUTES PLAYED

Season 37, at Detroit Mercy, 12/17/16
Career Same

QUICK-HITTERS

- Made all three of his 3-point attempts at Indiana State on Dec. 11, 2016, tying a career high
- Set new season high with 15 points, including 9 of 12 free throws, at ECU on Nov. 30, 2016
- Set new career high with seven assists against Jacksonville State on Nov. 16, 2016
- Registered nine points, six rebounds and three assists in his Hilltopper debut vs. Alabama State on Nov. 12, 2016
- Reached NCAA Tournament last two seasons with Providence, starting 34 games in 2015-16
- Graduated in 2016 and is enrolled in graduate school at WKU studying intercollegiate athletic administration
- Won two state titles as a prep player at Madison (Wis.) Memorial High School
- Originally from Montreal, Quebec, Canada, and speaks French

CAREER STATISTICS

Year	GP	GS	Min	Avg	FG	FGA	Pct	3FG	FGA	Pct	FT	FTA	Pct	Off	Def	Tot	Avg	PF	FO	Ast	TO	Blk	Stl	Pts	Avg
CLEVELAND STATE																									
2012-13	25	3	462	18.5	39	121	.322	12	33	.364	55	80	.688	23	35	58	2.3	43	1	31	40	1	20	145	5.8
PROVIDENCE																									
2013-14	Sat out per NCAA transfer rules																								
2014-15	31	13	344	11.1	15	46	.326	2	11	.182	21	32	.656	11	26	37	1.2	27	0	13	13	1	8	53	1.7
2015-16	35	34	855	24.4	63	156	.404	15	47	.319	43	64	.672	28	60	88	2.5	63	0	68	44	1	13	184	5.3
WKU																									
2016-17	13	13	376	28.9	27	77	.351	6	22	.273	28	38	.737	2	26	28	2.2	27	2	46	38	1	8	88	6.8
TOTAL	104	63	2,037	19.6	144	400	.360	35	113	.310	147	214	.687	64	147	211	2.0	160	3	158	135	4	49	470	4.5



#12 PANCAKE THOMAS

RS- SENIOR | GUARD | 6-4 | 195 | TR
BATON ROUGE, LA. (HARTFORD)

Opp.	GS	Min	FG	A	Pct	3FG	A	Pct	FT	A	Pct	O	D	T	PF	FO	A	TO	B	S	Pts
ALABAMA STATE	*	34	3	11	.273	1	3	.333	8	8	1.000	0	2	2	0	0	4	2	0	0	15
JACKSONVILLE ST.	*	36	5	10	.500	4	7	.571	0	0	.000	0	0	0	2	0	2	2	0	0	14
at Belmont	*	37	2	9	.222	0	2	.000	4	4	1.000	1	5	6	1	0	1	1	0	2	8
NC A&T	*	35	4	7	.571	1	3	.333	4	5	.800	0	3	3	1	0	1	2	0	0	13
vs. Washington	*	33	4	14	.286	1	4	.250	1	1	1.000	2	2	4	1	0	1	1	0	1	10
at UNLV	*	38	5	12	.417	3	6	.500	0	0	.000	1	2	3	1	0	2	1	0	1	13
at Eastern Ky.	*	37	3	11	.273	1	7	.143	0	0	.000	1	1	2	1	0	4	2	0	2	7
at Missouri	*	39	3	12	.250	1	5	.200	2	5	.400	0	5	5	1	0	1	1	0	1	9
at Indiana State	*	35	7	13	.538	2	4	.500	6	8	.750	0	3	3	1	0	1	1	0	2	22
at Saint Mary's	*	29	2	8	.250	0	3	.000	0	0	.000	1	3	4	1	0	0	1	0	1	4
at Detroit Mercy	*	40	4	12	.333	3	9	.333	0	0	.000	1	2	3	2	0	6	2	0	0	11
OHIO	*	34	5	9	.556	1	3	.333	4	4	1.000	0	3	3	1	0	2	2	0	3	15
AUSTIN PEAY	*	32	5	10	.500	4	6	.667	4	4	1.000	0	2	2	3	0	5	1	0	0	18
at Fla. Atlantic																					
at FIU																					
CHARLOTTE																					
OLD DOMINION																					
at UAB																					
at Middle Tenn.																					
at Marshall																					
UTEP																					
UTSA																					
at LA Tech																					
at Southern Miss																					
MARSHALL																					
MIDDLE TENN.																					
UAB																					
at Charlotte																					
at Old Dominion																					
NORTH TEXAS																					
RICE																					

SEASON/CAREER HIGHS AT WKU

POINTS

Season 22, at Indiana State, 12/11/16
Career Same

REBOUNDS

Season 6, at Belmont, 11/19/16
Career Same

FIELD GOALS

Season 7, at Indiana State, 12/11/16
Career Same

FIELD GOALS ATTEMPTED

Season 14, vs. Washington, 11/25/16
Career Same

THREE-POINT FIELD GOALS

Season 4, 2x, last vs. Austin Peay, 12/28/16
Career Same

THREE-POINT FIELD GOALS ATTEMPTED

Season 9, at Detroit Mercy, 12/17/16
Career Same

FREE THROWS

Season 8, vs. Alabama State, 11/12/16
Career Same

FREE THROWS ATTEMPTED

Season 8, 2x, last at Indiana State, 12/11/16
Career Same

ASSISTS

Season 6, at Detroit Mercy, 12/17/16
Career Same

BLOCKED SHOTS

Season 0
Career Same

STEALS

Season 3, vs. Ohio, 12/21/16
Career Same

MINUTES PLAYED


Season 40, at Detroit Mercy, 12/17/16
Career Same

QUICK-HITTERS

- Scored season-high 22 points at Indiana State on Dec. 11, 2016
- Scored 15 points with four assists in his Hilltopper debut vs. Alabama State on Nov. 12, 2016
- Graduated in 2016 and is enrolled in graduate school at WKU studying intercollegiate athletic administration
- Averaged 18.9 points, 6.4 rebounds, and 2.8 assists last season at Hartford
- Only player in the America East to finish in the league's top 10 in points, rebounds, assists and steals last season
- Reached NCAA Tournament in first two seasons at New Mexico
- Won Louisiana state title as senior at Scotlandville Magnet School in Baton Rouge, La.
- Real first name is "Cleveland" and was nicknamed "Pancake" as a child by his grandmother

CAREER STATISTICS

Year	GP	GS	Min	Avg	FG	FGA	Pct	3FG	FGA	Pct	FT	FTA	Pct	Off	Def	Tot	Avg	PF	FO	Ast	TO	Blk	Stl	Pts	Avg
NEW MEXICO																									
2012-13	34	2	217	6.4	12	31	.387	0	3	.000	14	18	.778	8	20	28	0.8	23	0	17	11	0	4	38	1.1
2013-14	33	10	513	15.5	39	115	.339	21	59	.356	34	39	.872	28	52	80	2.4	30	0	25	18	1	8	133	4.0
HARTFORD																									
2014-15	Sat out per NCAA transfer rules																								
2015-16	30	28	1,038	34.6	178	407	.437	81	190	.426	129	156	.827	30	163	193	6.4	72	0	84	53	6	36	566	18.9
WKU																									
2016-17	13	13	459	35.3	52	138	.377	22	62	.355	33	39	.846	7	33	40	3.1	16	0	30	19	0	13	159	12.2
TOTAL	110	53	2,227	20.2	281	691	.407	124	314	.395	210	252	.833	73	268	341	3.1	141	0	156	101	7	61	896	8.1



#14 BEN LAWSON

SENIOR | FORWARD | 7-1 | 235 | 3L
HITCHIN, ENGLAND (OAKLANDS COLLEGE)

Opp.	GS	Min	FG	A	Pct	3FG	A	Pct	FT	A	Pct	O	D	T	PF	FO	A	TO	B	S	Pts
ALABAMA STATE	*	21	3	5	.600	0	0	.000	2	4	.500	2	4	6	0	0	0	1	1	0	8
JACKSONVILLE ST.	*	26	3	7	.429	0	0	.000	2	3	.667	1	4	5	1	0	0	0	2	1	8
at Belmont	*	27	4	7	.571	0	1	.000	1	2	.500	0	4	4	1	0	0	3	3	0	9
NC A&T	*	23	4	6	.667	0	0	.000	5	7	.714	3	4	7	1	0	0	0	2	0	13
vs. Washington	*	15	0	0	.000	0	0	.000	0	2	.000	1	3	4	4	0	0	3	5	0	0
at UNLV	*	10	1	3	.333	0	0	.000	0	0	.000	0	2	2	2	0	0	0	1	0	2
at Eastern Ky.	*	18	0	2	.000	0	0	.000	2	2	1.000	0	3	3	2	0	0	1	3	1	2
at Missouri		20	2	2	1.000	0	0	.000	0	0	.000	2	2	4	3	0	0	3	3	0	4
at Indiana State		2	0	0	.000	0	0	.000	0	0	.000	0	0	0	2	0	0	0	0	0	0
at Saint Mary's		17	3	4	.750	0	0	.000	2	2	1.000	1	4	5	1	0	0	2	1	1	8
at Detroit Mercy		17	3	5	.600	0	0	.000	3	3	1.000	1	2	3	1	0	1	0	2	0	9
OHIO	*	13	1	5	.200	0	0	.000	2	2	1.000	2	0	2	3	0	0	1	0	0	4
AUSTIN PEAY	*	17	5	6	.833	0	0	.000	4	4	1.000	0	2	2	3	0	1	0	1	2	14
at Fla. Atlantic																					
at FIU																					
CHARLOTTE																					
OLD DOMINION																					
at UAB																					
at Middle Tenn.																					
at Marshall																					
UTEP																					
UTSA																					
at LA Tech																					
at Southern Miss																					
MARSHALL																					
MIDDLE TENN.																					
UAB																					
at Charlotte																					
at Old Dominion																					
NORTH TEXAS																					
RICE																					

SEASON/CAREER HIGHS AT WKU

POINTS

Season 14, vs. Austin Peay, 12/28/16
Career 14, 2x, last vs. Austin Peay, 12/28/16

REBOUNDS

Season 7, vs. N.C. A&T, 11/22/16
Career 12, 2x, last vs. Alabama A&M, 12/16/15

FIELD GOALS

Season 5, vs. Austin Peay, 12/28/16
Career 5, 3x, last vs. Austin Peay, 12/28/15

FIELD GOALS ATTEMPTED

Season 7, 2x, last at Belmont, 11/19/16
Career 11, vs. Florida Atlantic, 01/09/16

THREE-POINT FIELD GOALS

Season 0
Career 1, at Marshall, 01/03/16

THREE-POINT FIELD GOALS ATTEMPTED

Season 1, at Belmont, 11/19/16
Career 1, 4x, last at Belmont, 11/19/16

FREE THROWS

Season 5, vs. N.C. A&T, 11/22/16
Career 6, vs. UAB, 01/28/16

FREE THROWS ATTEMPTED

Season 7, vs. N.C. A&T, 11/22/16
Career 7, 2x, last vs. N.C. A&T, 11/22/16

ASSISTS

Season 1, 2x, last vs. Austin Peay, 12/28/16
Career 3, 2x, last vs. Brescia (Ky.), 12/27/14

BLOCKED SHOTS

Season 5, vs. Washington, 11/25/16
Career 6, 2x, last vs. Brescia (Ky.), 12/28/15

STEALS

Season 2, vs. Austin Peay, 12/28/16
Career 3, vs. Marshall, 03/11/15

MINUTES PLAYED

Season 27, at Belmont, 11/19/16
Career 33, 2x, last vs. Florida Atlantic, 01/09/16

QUICK-HITTERS

- Tied a career high with 14 points on 5 of 6 shooting against Austin Peay on Dec. 28, 2016
- Blocked season-high five shots vs. Washington on Nov 25, 2016
- Notched season-high 13 points and seven rebounds with two blocks against North Carolina A&T on Nov. 22, 2016
- Blocked 66 shots in 2015-16, the seventh-most in a season in WKU history, and ranked fifth in Conference USA with 1.9 blocks per game
- One of four Hilltoppers – along with Jeremy Evans, Elgrace Wilborn and Chris Marcus – with at least 50 blocks in multiple seasons
- Has played for Great Britain's National Team three times in the FIBA European Championships, most recently in 2015 in the U20 championships

CAREER STATISTICS

Year	GP	GS	Min	Avg	FG	FGA	Pct	3FG	FGA	Pct	FT	FTA	Pct	Off	Def	Tot	Avg	PF	FO	Ast	TO	Blk	Stl	Pts	Avg
2013-14	12	2	95	7.9	8	17	.471	0	2	.000	8	12	.667	6	12	18	1.5	16	1	2	6	9	1	24	2.0
2014-15	32	8	602	18.8	49	84	.583	0	0	.000	25	51	.490	35	68	103	3.2	71	0	21	27	53	14	123	3.8
2015-16	34	11	547	16.1	57	96	.594	1	1	1.000	56	73	.767	37	75	112	3.3	91	6	13	37	66	11	171	5.0
2016-17	13	9	226	17.4	29	52	.558	0	1	.000	23	31	.742	13	34	47	3.6	24	0	2	14	24	5	81	6.2
TOTAL	91	30	1,470	16.2	143	249	.574	1	4	.250	112	167	.671	91	189	280	3.1	202	7	38	84	152	31	399	4.4



#15 TYLER MILLER

JUNIOR | GUARD | 6-4 | 185 | TR
LOUISVILLE, KY. (MARSHALLTOWN CC)

Opp.	GS	Min	FG	A	Pct	3FG	A	Pct	FT	A	Pct	O	D	T	PF	FO	A	TO	B	S	Pts
ALABAMA STATE	1		0	0	.000	0	0	.000	0	0	.000	0	0	0	0	0	0	0	0	0	0
JACKSONVILLE ST.	DNP																				
at Belmont	1		0	0	.000	0	0	.000	0	0	.000	0	0	0	0	0	0	0	0	0	0
NC A&T	2		0	0	.000	0	0	.000	0	0	.000	0	0	0	0	0	1	0	0	0	0
vs. Washington	2		0	0	.000	0	0	.000	0	0	.000	0	0	0	0	0	0	0	0	1	0
at UNLV	DNP																				
at Eastern Ky.	1		0	0	.000	0	0	.000	0	0	.000	0	0	0	0	0	0	0	0	0	0
at Missouri	DNP																				
at Indiana State	DNP																				
at Saint Mary's	DNP																				
at Detroit Mercy	DNP																				
OHIO	DNP																				
AUSTIN PEAY	DNP																				
at Fla. Atlantic																					
at FIU																					
CHARLOTTE																					
OLD DOMINION																					
at UAB																					
at Middle Tenn.																					
at Marshall																					
UTEP																					
UTSA																					
at LA Tech																					
at Southern Miss																					
MARSHALL																					
MIDDLE TENN.																					
UAB																					
at Charlotte																					
at Old Dominion																					
NORTH TEXAS																					
RICE																					

SEASON/CAREER HIGHS AT WKU

POINTS

Season	0
Career	Same

REBOUNDS

Season	0
Career	Same

FIELD GOALS

Season	0
Career	Same

FIELD GOALS ATTEMPTED

Season	0
Career	Same

THREE-POINT FIELD GOALS

Season	0
Career	Same

THREE-POINT FIELD GOALS ATTEMPTED

Season	0
Career	Same

FREE THROWS

Season	0
Career	Same

FREE THROWS ATTEMPTED

Season	0
Career	Same

ASSISTS

Season	1, vs. N.C. A&T, 11/22/16
Career	Same

BLOCKED SHOTS

Season	0
Career	Same

STEALS

Season	1, vs. Washington, 11/25/16
Career	Same

MINUTES PLAYED

Season	2, 2x, last vs. Washington, 11/25/16
Career	Same

QUICK-HITTERS

- Registered first assist as a Hilltopper against North Carolina A&T on Nov. 22, 2016
- Made Hilltopper debut on Nov. 12, 2016, against Alabama State
- Appeared in 59 games over two seasons at Marshalltown Community College, including 53 starts
- Averaged 8.5 points, 4.1 rebounds, 4.1 assists and 1.7 steals as a sophomore
- Named Defensive Player of the Year in his final prep season at 22ft Academy
- Previously played basketball, football and track at Louisville Male High School
- Mother played basketball at the University of Louisville.

CAREER STATISTICS

Year	GP	GS	Min	Avg	FG	FGA	Pct	3FG	FGA	Pct	FT	FTA	Pct	Off	Def	Tot	Avg	PF	FO	Ast	TO	Blk	Stl	Pts	Avg
MARSHALLTOWN COMMUNITY COLLEGE																									
2014-15	28	22	652	23.3	37	112	.330	1	9	.111	29	49	.592	18	45	63	2.3	50	1	49	36	14	27	104	3.7
2015-16	31	31	843	27.2	92	214	.430	8	31	.258	70	127	.551	32	95	127	4.1	62	0	126	76	6	54	262	8.5
WKU																									
2016-17	5	0	7	1.4	0	0	.000	0	0	.000	0	0	.000	0	0	0	0.0	0	0	1	0	0	1	0	0.0
WKU TOTAL	5	0	7	1.4	0	0	.000	0	0	.000	0	0	.000	0	0	0	0.0	0	0	1	0	0	1	0	0.0



#21 MARKO STAJKOVSKI

FRESHMAN | GUARD | 6-7 | 195 | HS
NOVI SAD, SERBIA (E-GIMNAZIJA NOVI SAD)

Opp.	GS	Min	FG	A	Pct	3FG	A	Pct	FT	A	Pct	O	D	T	PF	FO	A	TO	B	S	Pts
ALABAMA STATE	DNP																				
JACKSONVILLE ST.	DNP																				
at Belmont	1	0	0	.000	0	0	.000	0	0	.000	0	0	0	0	0	0	0	0	0	0	0
NC A&T	2	0	0	.000	0	0	.000	0	0	.000	0	1	1	0	0	0	0	0	0	0	0
vs. Washington	DNP																				
at UNLV	DNP																				
at Eastern Ky.	DNP																				
at Missouri	DNP																				
at Indiana State	DNP																				
at Saint Mary's	DNP																				
at Detroit Mercy	DNP																				
OHIO	DNP																				
AUSTIN PEAY	DNP																				
at Fla. Atlantic																					
at FIU																					
CHARLOTTE																					
OLD DOMINION																					
at UAB																					
at Middle Tenn.																					
at Marshall																					
UTEP																					
UTSA																					
at LA Tech																					
at Southern Miss																					
MARSHALL																					
MIDDLE TENN.																					
UAB																					
at Charlotte																					
at Old Dominion																					
NORTH TEXAS																					
RICE																					

SEASON/CAREER HIGHS AT WKU

POINTS

Season	0
Career	0

REBOUNDS

Season	1, vs. N.C. A&T, 11/22/16
Career	0

FIELD GOALS

Season	0
Career	0

FIELD GOALS ATTEMPTED

Season	0
Career	0

THREE-POINT FIELD GOALS

Season	0
Career	0

THREE-POINT FIELD GOALS ATTEMPTED

Season	0
Career	0

FREE THROWS

Season	0
Career	0

FREE THROWS ATTEMPTED

Season	0
Career	0

ASSISTS

Season	0
Career	0

BLOCKED SHOTS

Season	0
Career	0

STEALS

Season	0
Career	0

MINUTES PLAYED

Season	2, vs. N.C. A&T, 11/22/16
Career	0

QUICK-HITTERS

- Grabbed first career rebound against North Carolina A&T on Nov. 22, 2016
- Made college debut at Belmont on Nov. 19, 2016, and registered one minute
- Won Hungarian National Championship with Szolnoki Olaj while attending E-Gimnazija Novi Sad in Serbia
- Competed for Crvena Zvezda Junior Team in Belgrade, Serbia, winning the Euroleague Basketball International Junior Tournament

CAREER STATISTICS

Year	GP	GS	Min	Avg	FG	FGA	Pct	3FG	FGA	Pct	FT	FTA	Pct	Off	Def	Tot	Avg	PF	FO	Ast	TO	Blk	Stl	Pts	Avg
2016-17	2	0	3	1.5	0	0	.000	0	0	.000	0	0	.000	0	1	1	0.5	0	0	0	0	0	0	0	0.0
TOTAL	2	0	3	1.5	0	0	.000	0	0	.000	0	0	.000	0	1	1	0.5	0	0	0	0	0	0	0	0.0



#23 JUSTIN JOHNSON

JUNIOR | FORWARD | 6-7 | 240 | 2L
HAZARD, KY. (PERRY COUNTY CENTRAL HS)

Opp.	GS	Min	FG	A	Pct	3FG	A	Pct	FT	A	Pct	O	D	T	PF	FO	A	TO	B	S	Pts
ALABAMA STATE	*	28	3	8	.375	0	2	.000	3	6	.500	0	7	7	1	0	0	3	1	1	9
JACKSONVILLE ST.	*	36	6	14	.429	2	4	.500	3	3	1.000	4	6	10	0	0	1	0	1	0	17
at Belmont	*	30	7	11	.636	3	4	.750	0	1	.000	1	8	9	2	0	2	2	1	0	17
NC A&T	*	25	2	5	.400	0	0	.000	8	8	1.000	3	7	10	3	0	3	3	2	0	12
vs. Washington	*	32	2	9	.222	0	1	.000	1	2	.500	3	8	11	2	0	2	0	0	0	5
at UNLV	*	34	3	8	.375	0	0	.000	4	6	.667	3	7	10	4	0	3	2	1	0	10
at Eastern Ky.	*	33	6	10	.600	1	1	1.000	5	7	.714	2	6	8	0	0	0	1	1	0	18
at Missouri	*	25	5	11	.455	0	1	.000	4	7	.571	1	4	5	3	0	1	2	0	0	14
at Indiana State	*	33	4	7	.571	1	1	1.000	5	8	.625	1	9	10	1	0	6	1	0	1	14
at Saint Mary's	*	27	4	10	.400	2	3	.667	1	2	.500	1	5	6	1	0	2	3	0	0	11
at Detroit Mercy	*	32	6	11	.545	0	1	.000	3	4	.750	4	10	14	2	0	1	2	2	1	15
OHIO	*	24	5	9	.556	0	2	.000	5	7	.714	1	8	9	3	0	0	1	2	0	15
AUSTIN PEAY	*	31	6	9	.667	1	2	.500	4	7	.571	4	1	5	1	0	2	0	0	0	17
at Fla. Atlantic																					
at FIU																					
CHARLOTTE																					
OLD DOMINION																					
at UAB																					
at Middle Tenn.																					
at Marshall																					
UTEP																					
UTSA																					
at LA Tech																					
at Southern Miss																					
MARSHALL																					
MIDDLE TENN.																					
UAB																					
at Charlotte																					
at Old Dominion																					
NORTH TEXAS																					
RICE																					

SEASON/CAREER HIGHS AT WKU

POINTS

Season 18, at Eastern Kentucky, 11/30/16
Career 25, vs. FIU, 01/07/16

REBOUNDS

Season 14, at Detroit Mercy, 12/17/16
Career 15, 2x, last vs. UAB, 03/10/16

FIELD GOALS

Season 7, at Belmont, 11/19/16
Career 11, at Marshall, 01/03/16

FIELD GOALS ATTEMPTED

Season 14, vs. Jacksonville State, 11/16/16
Career 18, vs. Stony Brook, 11/21/15

THREE-POINT FIELD GOALS

Season 3, at Belmont, 11/19/16
Career Same

THREE-POINT FIELD GOALS ATTEMPTED

Season 4, 2x, last at Belmont, 11/19/16
Career Same

FREE THROWS

Season 8, vs. N.C. A&T, 11/22/16
Career 11, vs. FIU, 01/07/16

FREE THROWS ATTEMPTED

Season 8, 2x, last at Indiana State, 12/11/16
Career 11, 2x, last vs. FIU, 01/07/16

ASSISTS

Season 6, at Indiana State, 12/11/16
Career Same

BLOCKED SHOTS

Season 2, 3x, last vs. Ohio, 12/21/16
Career 3, vs. Campbellsville (Ky.), 11/14/15

STEALS

Season 1, 3x, last at Detroit Mercy, 12/17/16
Career 2, 7x, last at UAB, 02/27/16

MINUTES PLAYED

Season 36, vs. Jacksonville State, 11/16/16
Career 38, vs. LA Tech, 03/05/16

QUICK-HITTERS

- Scored 15 points and grabbed season-high 14 rebounds at Detroit Mercy on Dec. 17, 2016
- Tallied 14 points, 10 rebounds and a career-high six assists at Indiana State on Dec. 11, 2016
- Scored season-high 18 points at Eastern Kentucky on Nov. 30, 2016
- Knocked down a career-high three 3-pointers at Belmont on Nov. 19, 2016
- Named to Conference USA Preseason All-Conference Team
- Averaged 14.9 points and 7.9 rebounds per game, becoming the first Hilltopper to lead the team in both categories since Derrick Gordon in 2011-12
- Ranked second in C-USA and in the top 20 in the nation in field goal percentage at 60.2 percent
- His 507 points last season were the seventh-most ever by a Hilltopper sophomore

CAREER STATISTICS

Year	GP	GS	Min	Avg	FG	FGA	Pct	3FG	FGA	Pct	FT	FTA	Pct	Off	Def	Tot	Avg	PF	FO	Ast	TO	Blk	Stl	Pts	Avg
2014-15	31	1	482	15.5	60	119	.504	0	3	.000	29	67	.433	46	80	126	4.1	48	0	22	18	14	13	149	4.8
2015-16	34	26	984	28.9	197	327	.602	1	9	.111	112	166	.675	102	168	270	7.9	73	3	48	58	19	16	507	14.9
2016-17	13	13	390	30.0	59	122	.484	10	22	.455	46	68	.676	28	86	114	8.8	23	0	23	20	11	3	174	13.4
TOTAL	78	40	1,856	23.8	316	568	.556	11	34	.324	187	301	.621	176	334	510	6.5	144	3	93	96	44	32	830	10.6



#24 WILLIE CARMICHAEL

RS-SOPHOMORE | FORWARD | 6-8 | 210 | RS
APOPKA, FLA. (UNIV. OF TENNESSEE)

Opp.	GS	Min	FG	A	Pct	3FG	A	Pct	FT	A	Pct	O	D	T	PF	FO	A	TO	B	S	Pts
ALABAMA STATE	DNP																				
JACKSONVILLE ST.	DNP																				
at Belmont	DNP																				
NC A&T	DNP																				
vs. Washington	DNP																				
at UNLV	DNP																				
at Eastern Ky.	DNP																				
at Missouri	DNP																				
at Indiana State	DNP																				
at Saint Mary's	4	0	1	.000	0	1	.000	2	2	1.000	0	2	2	0	0	0	1	0	0	2	
at Detroit Mercy	DNP																				
OHIO	6	0	2	.000	0	1	.000	0	0	.000	0	0	0	0	0	0	1	0	0	0	
AUSTIN PEAY	10	2	4	.500	1	3	.333	0	0	.000	1	0	1	1	0	0	1	0	0	5	
at Fla. Atlantic																					
at FIU																					
CHARLOTTE																					
OLD DOMINION																					
at UAB																					
at Middle Tenn.																					
at Marshall																					
UTEP																					
UTSA																					
at LA Tech																					
at Southern Miss																					
MARSHALL																					
MIDDLE TENN.																					
UAB																					
at Charlotte																					
at Old Dominion																					
NORTH TEXAS																					
RICE																					

SEASON/CAREER HIGHS AT WKU

POINTS

Season	5, vs. Austin Peay, 12/28/16
Career	Same

REBOUNDS

Season	2, at Saint Mary's, 12/14/16
Career	Same

FIELD GOALS

Season	2, vs. Austin Peay, 12/28/16
Career	Same

FIELD GOALS ATTEMPTED

Season	4, vs. Austin Peay, 12/28/16
Career	Same

THREE-POINT FIELD GOALS

Season	1, vs. Austin Peay, 12/28/16
Career	Same

THREE-POINT FIELD GOALS ATTEMPTED

Season	3, vs. Austin Peay, 12/28/16
Career	Same

FREE THROWS

Season	2, at Saint Mary's, 12/14/16
Career	Same

FREE THROWS ATTEMPTED

Season	2, at Saint Mary's, 12/14/16
Career	Same

ASSISTS

Season	0
Career	0

BLOCKED SHOTS

Season	0
Career	0

STEALS

Season	0
Career	0

MINUTES PLAYED

Season	10, vs. Austin Peay, 12/28/16
Career	Same

QUICK-HITTERS

- Scored season-high five points in 10 minutes against Austin Peay on Dec. 28, 2016, netting his first career 3-pointer and his first points as both a Hilltopper and in Diddle Arena
- Made Hilltopper debut at Saint Mary's on Dec. 14, 2016, scoring two points with two rebounds in four minutes
- Sat out last season at WKU after transferring from the University of Tennessee
- Appeared in all 32 games for Tennessee as a freshman with 19 starts, averaging 3.0 points and 2.3 rebounds per game
- Led the Volunteers in field goal percentage at 51.9 percent
- Named 7A State Player of the Year by the Orlando Sentinel as a senior at Wekiva (Fla.) High School

CAREER STATISTICS

Year	GP	GS	Min	Avg	FG	FGA	Pct	3FG	FGA	Pct	FT	FTA	Pct	Off	Def	Tot	Avg	PF	FO	Ast	TO	Blk	Stl	Pts	Avg
TENNESSEE																									
2014-15	32	19	475	14.8	40	77	.519	0	0	.000	15	24	.625	44	31	75	2.3	101	4	11	29	13	6	95	3.0
WKU																									
2015-16	Sat out per NCAA transfer rules																								
2016-17	3	0	20	6.7	2	7	.286	1	5	.200	2	2	1.000	1	2	3	1.0	1	0	0	3	0	0	7	2.3
TOTAL	35	20	495	14.1	42	84	.500	1	5	.200	17	26	.654	45	33	78	2.2	102	4	11	32	13	6	102	2.9



#32 QUE JOHNSON

RS-SENIOR | GUARD | 6-6 | 205 | TR
PONTIAC, MICH. (WASHINGTON STATE)

Opp.	GS	Min	FG	A	Pct	3FG	A	Pct	FT	A	Pct	O	D	T	PF	FO	A	TO	B	S	Pts
ALABAMA STATE	*	30	5	9	.556	3	6	.500	3	5	.600	0	9	9	3	0	1	3	1	2	16
JACKSONVILLE ST.	*	37	6	11	.545	2	4	.500	0	0	.000	1	6	7	2	0	1	2	0	2	14
at Belmont	*	34	6	15	.400	2	5	.400	0	0	.000	2	0	2	1	0	1	3	0	1	14
NC A&T	*	31	5	9	.556	3	7	.429	5	6	.833	0	3	3	0	0	0	1	0	1	18
vs. Washington	*	30	3	12	.250	1	5	.200	5	7	.714	0	5	5	4	0	0	1	0	1	12
at UNLV	*	39	5	14	.357	3	10	.300	3	4	.750	1	6	7	2	0	3	2	1	2	16
at Eastern Ky.	*	33	3	8	.375	2	5	.400	5	6	.833	0	4	4	4	0	3	3	0	1	13
at Missouri	*	34	5	12	.417	1	5	.200	1	2	.500	0	8	8	2	0	1	3	1	1	12
at Indiana State	*	29	5	11	.455	2	4	.500	3	4	.750	1	1	2	3	0	0	4	1	2	15
at Saint Mary's	*	31	5	12	.417	1	4	.250	0	1	.000	1	3	4	1	0	3	1	0	0	11
at Detroit Mercy	*	31	7	16	.438	5	10	.500	2	2	1.000	2	4	6	2	0	1	2	0	0	21
OHIO	*	31	2	10	.200	1	6	.167	3	7	.429	0	8	8	1	0	3	3	0	0	8
AUSTIN PEAY	*	32	8	12	.667	4	6	.667	5	8	.625	0	4	4	0	0	0	1	0	1	25
at Fla. Atlantic																					
at FIU																					
CHARLOTTE																					
OLD DOMINION																					
at UAB																					
at Middle Tenn.																					
at Marshall																					
UTEP																					
UTSA																					
at LA Tech																					
at Southern Miss																					
MARSHALL																					
MIDDLE TENN.																					
UAB																					
at Charlotte																					
at Old Dominion																					
NORTH TEXAS																					
RICE																					

SEASON/CAREER HIGHS AT WKU

POINTS

Season	25, vs. Austin Peay, 12/28/16
Career	Same

REBOUNDS

Season	9, vs. Alabama State, 11/12/16
Career	Same

FIELD GOALS

Season	8, vs. Austin Peay, 12/28/16
Career	Same

FIELD GOALS ATTEMPTED

Season	16, at Detroit Mercy, 12/17/16
Career	Same

THREE-POINT FIELD GOALS

Season	5, at Detroit Mercy, 12/17/16
Career	Same

THREE-POINT FIELD GOALS ATTEMPTED

Season	10, 2x, last at Detroit Mercy, 12/17/16
Career	Same

FREE THROWS

Season	5, 4x, last vs. Austin Peay, 12/28/16
Career	Same

FREE THROWS ATTEMPTED

Season	8, vs. Austin Peay, 12/28/16
Career	Same

ASSISTS

Season	3, 4x, last vs. Ohio, 12/21/16
Career	Same

BLOCKED SHOTS

Season	1, 4x, last at Indiana State, 12/11/16
Career	Same

STEALS

Season	2, 4x, last at Indiana State, 12/11/16
Career	Same

MINUTES PLAYED

Season	39, at UNLV, 11/26/16
Career	Same

QUICK-HITTERS

- Scored 25 points against Austin Peay on Dec. 28, 2016, tying his career high across his time at WKU and Washington State
- Reached 1,000 career points in the first half against Ohio on Dec. 21, 2016
- Scored 21 points with five made 3-pointers at Detroit Mercy on Dec. 17, 2016
- Named to the All-Tournament team at the Global Sports Classic in Las Vegas in November
- Tallied a team-high 16 points and nine rebounds in his Hilltopper debut against Alabama State on Nov. 12, 2016
- Graduated in 2016 and is enrolled in graduate school at WKU studying intercollegiate athletic administration
- Appeared in 31 games for Washington State last season, with 25 starts and 11.3 points per game
- Led the Cougars and ranked 11th in the Pac-12 Conference with a 40.4 shooting percentage from 3-point range

CAREER STATISTICS

Year	GP	GS	Min	Avg	FG	FGA	Pct	3FG	FGA	Pct	FT	FTA	Pct	Off	Def	Tot	Avg	PF	FO	Ast	TO	Blk	Stl	Pts	Avg
WASHINGTON STATE																									
2012-13	Sat out as redshirt																								
2013-14	31	14	737	23.8	103	262	.393	51	145	.352	39	55	.709	17	57	74	2.4	55	0	20	30	2	14	296	9.5
2014-15	31	3	559	18.0	60	155	.387	28	77	.364	41	48	.854	15	56	71	2.3	55	1	32	33	4	10	189	6.1
2015-16	31	25	795	25.6	121	293	.413	42	104	.404	66	87	.759	16	61	77	2.5	76	3	36	42	6	16	350	11.3
WKU																									
2016-17	13	13	422	32.5	65	151	.430	30	77	.390	35	52	.673	8	61	69	5.3	25	0	17	29	4	14	195	15.0
TOTAL	106	55	2,523	23.8	348	861	.404	151	403	.375	181	242	.748	56	235	291	2.7	211	4	105	134	16	54	1,030	9.7



#42 ANTON WATERS

SENIOR | FORWARD | 6-7 | 245 | 1L

BALTIMORE, MD. (GULF COAST STATE COLLEGE)

Opp.	GS	Min	FG	A	Pct	3FG	A	Pct	FT	A	Pct	O	D	T	PF	FO	A	TO	B	S	Pts
ALABAMA STATE		19	4	5	.800	0	0	.000	0	1	.000	3	5	8	4	0	0	2	1	0	8
JACKSONVILLE ST.		17	3	4	.750	0	0	.000	1	3	.333	2	6	8	2	0	0	1	0	0	7
at Belmont		16	3	5	.600	1	1	1.000	2	2	1.000	2	3	5	0	0	0	0	1	1	9
NC A&T		14	3	6	.500	0	0	.000	3	4	.750	1	3	4	3	0	0	1	0	0	9
vs. Washington		22	4	10	.400	0	0	.000	3	6	.500	4	6	10	3	0	0	2	1	0	11
at UNLV		24	5	9	.556	0	0	.000	0	0	.000	3	1	4	3	0	0	2	0	0	10
at Eastern Ky.		17	0	2	.000	0	1	.000	1	2	.500	1	3	4	3	0	1	2	0	0	1
at Missouri		6	1	3	.333	0	0	.000	0	0	.000	1	1	2	1	0	0	2	0	1	2
at Indiana State		23	3	6	.500	0	1	.000	0	3	.000	2	8	10	1	0	0	1	1	1	6
at Saint Mary's		13	0	2	.000	0	1	.000	2	2	1.000	2	2	4	1	0	0	1	0	0	2
at Detroit Mercy		8	0	1	.000	0	0	.000	0	0	.000	0	1	1	1	0	1	1	0	0	0
OHIO		12	1	3	.333	0	0	.000	0	1	.000	1	1	2	1	0	0	0	0	0	2
AUSTIN PEAY		14	2	4	.500	0	0	.000	2	2	1.000	1	1	2	0	0	0	2	0	0	6
at Fla. Atlantic																					
at FIU																					
CHARLOTTE																					
OLD DOMINION																					
at UAB																					
at Middle Tenn.																					
at Marshall																					
UTEP																					
UTSA																					
at LA Tech																					
at Southern Miss																					
MARSHALL																					
MIDDLE TENN.																					
UAB																					
at Charlotte																					
at Old Dominion																					
NORTH TEXAS																					
RICE																					

SEASON/CAREER HIGHS AT WKU

POINTS

Season 11, vs. Washington, 11/25/16
Career 12, at Middle Tennessee, 02/25/16

REBOUNDS

Season 10, 2x, last at Indiana State, 12/11/16
Career Same

FIELD GOALS

Season 5, at UNLV, 11/26/16
Career 6, at Middle Tennessee, 02/25/16

FIELD GOALS ATTEMPTED

Season 10, vs. Washington, 11/25/16
Career 10, 2x, last vs. Washington, 11/25/16

THREE-POINT FIELD GOALS

Season 1, at Belmont, 11/19/16
Career Same

THREE-POINT FIELD GOALS ATTEMPTED

Season 1, 3x, last at Indiana State, 12/11/16
Career 1, 5x, last at Indiana State, 12/11/16

FREE THROWS

Season 3, 2x, last vs. Washington, 11/25/16
Career 8, vs. Middle Tennessee, 01/30/16

FREE THROWS ATTEMPTED

Season 6, vs. Washington, 11/25/16
Career 10, vs. Brescia (Ky.), 12/28/15

ASSISTS

Season 1, 2x, last at Detroit Mercy, 12/17/16
Career 1, 9x, last at Detroit Mercy, 12/17/16

BLOCKED SHOTS

Season 1, 4x, last at Indiana State, 12/11/16
Career 1, 12x, last at Indiana State, 12/11/16

STEALS

Season 1, 3x, last at Indiana State, 12/11/16
Career 1, 6x, last at Indiana State, 12/11/16

MINUTES PLAYED

Season 24, at UNLV, 11/26/16
Career Same

QUICK-HITTERS

- Recorded first career double-double with 11 points and a career-high 10 rebounds against Washington on Nov. 25, 2016
- Made first career 3-pointer at Belmont on Nov. 19, 2016
- Grabbed career-high eight rebounds in each of WKU's first two games in 2016-17
- Played in 33 games with 19 starts in his first year with the Hilltoppers in 2015-16
- Averaged 4.4 points and 4.0 rebounds as a junior
- Previously played two seasons at Gulf Coast State College, averaging 11.2 point and 7.9 rebounds as a sophomore

CAREER STATISTICS

Year	GP	GS	Min	Avg	FG	FGA	Pct	3FG	FGA	Pct	FT	FTA	Pct	Off	Def	Tot	Avg	PF	FO	Ast	TO	Blk	Stl	Pts	Avg
GULF COAST STATE COLLEGE																									
2013-14	28	16	N/A	N/A	75	159	.472	0	0	.000	49	69	.710	74	98	172	6.1	88	3	16	41	22	11	199	7.1
2014-15	28	19	N/A	N/A	124	245	.506	0	1	.000	66	94	.702	95	126	221	7.9	73	1	15	57	17	8	314	11.2
WKU																									
2015-16	33	19	480	14.5	57	110	.518	0	2	.000	30	43	.698	57	74	131	4.0	65	2	7	26	10	3	144	4.4
2016-17	13	0	205	15.8	29	60	.483	1	4	.250	14	26	.538	23	41	64	4.9	23	0	2	17	4	3	73	5.6
WKU TOTAL	46	19	685	14.9	86	170	.506	1	6	.167	44	69	.638	80	115	195	4.2	88	2	9	43	14	6	217	4.7



#43 MARTY LEAHY

FRESHMAN | GUARD | 6-5 | 210 | HS

BRISBANE, AUSTRALIA (IPSWICH GRAMMAR)

Opp.	GS	Min	FG	A	Pct	3FG	A	Pct	FT	A	Pct	O	D	T	PF	FO	A	TO	B	S	Pts
ALABAMA STATE		13	2	3	.667	2	3	.667	0	0	.000	0	0	0	4	0	0	1	0	0	6
JACKSONVILLE ST.		1	0	0	.000	0	0	.000	0	0	.000	0	0	0	0	0	0	0	0	0	0
at Belmont		1	0	0	.000	0	0	.000	0	0	.000	0	0	0	0	0	0	0	0	0	0
NC A&T		17	1	4	.250	0	1	.000	4	5	.800	1	2	3	2	0	1	2	0	1	6
vs. Washington		9	0	2	.000	0	1	.000	0	0	.000	1	1	2	2	0	0	0	0	1	0
at UNLV		11	0	0	.000	0	0	.000	2	2	1.000	0	3	3	0	0	0	1	0	0	2
at Eastern Ky.		10	1	1	1.000	1	1	1.000	0	0	.000	0	0	0	0	0	0	0	0	0	3
at Missouri		7	0	0	.000	0	0	.000	0	0	.000	0	1	1	1	0	0	0	0	0	0
at Indiana State		10	0	0	.000	0	0	.000	0	0	.000	0	0	0	1	0	0	0	0	0	0
at Saint Mary's		16	2	3	.667	1	1	1.000	0	0	.000	0	0	0	1	0	2	1	0	0	5
at Detroit Mercy		9	1	1	1.000	1	1	1.000	0	0	.000	0	2	2	0	0	1	0	0	0	3
OHIO		12	0	3	.000	0	2	.000	0	0	.000	0	1	1	2	0	0	0	0	0	0
AUSTIN PEAY		12	0	2	.000	0	0	.000	2	2	1.000	1	0	1	1	0	0	0	0	1	2
at Fla. Atlantic																					
at FIU																					
CHARLOTTE																					
OLD DOMINION																					
at UAB																					
at Middle Tenn.																					
at Marshall																					
UTEP																					
UTSA																					
at LA Tech																					
at Southern Miss																					
MARSHALL																					
MIDDLE TENN.																					
UAB																					
at Charlotte																					
at Old Dominion																					
NORTH TEXAS																					
RICE																					

SEASON/CAREER HIGHS AT WKU

POINTS

Season 6, 2x, last vs. N.C. A&T, 11/22/16

Career Same

REBOUNDS

Season 3, 2x, last at UNLV, 11/26/16

Career Same

FIELD GOALS

Season 2, 2x, last at Saint Mary's, 12/14/16

Career Same

FIELD GOALS ATTEMPTED

Season 4, vs. N.C. A&T, 11/22/16

Career Same

THREE-POINT FIELD GOALS

Season 2, 2x, last at Saint Mary's, 12/14/16

Career Same

THREE-POINT FIELD GOALS ATTEMPTED

Season 3, 2x, last at Saint Mary's, 12/14/16

Career Same

FREE THROWS

Season 4, vs. N.C. A&T, 11/22/16

Career Same

FREE THROWS ATTEMPTED

Season 5, vs. N.C. A&T, 11/22/16

Career Same

ASSISTS

Season 2, at Saint Mary's, 12/14/16

Career Same

BLOCKED SHOTS

Season 0

Career Same

STEALS

Season 1, 3x, last vs. Austin Peay, 12/28/16

Career Same

MINUTES PLAYED

Season 17, vs. N.C. A&T, 11/22/16

Career Same

QUICK-HITTERS

- Scored five points and dished out a career-high two assists at Saint Mary's on Dec. 14, 2016
- Played career-high 17 minutes with six points, 4 of 5 free throws, three rebounds, an assist and a steal against North Carolina A&T on Nov. 22, 2016
- Hit two 3-pointers in his college debut vs. Alabama State on Nov. 12, 2016
- Averaged 24 points, 10 rebounds and five assists per game as a senior at Ipswich Grammar School in Queensland, Australia
- Made trial camp appearances for the Under-17 and Under-19 Australian National Teams
- Played for the Papua New Guinea National Team during the 2015 Pacific Games
- Also played volleyball at Ipswich Grammar

CAREER STATISTICS

Year	GP	GS	Min	Avg	FG	FGA	Pct	3FG	FGA	Pct	FT	FTA	Pct	Off	Def	Tot	Avg	PF	FO	Ast	TO	Blk	Stl	Pts	Avg
2016-17	13	0	128	9.8	7	19	.368	5	10	.500	8	9	.889	3	10	13	1.0	14	0	4	5	0	3	27	2.1
TOTAL	13	0	128	9.8	7	19	.368	5	10	.500	8	9	.889	3	10	13	1.0	14	0	4	5	0	3	27	2.1

HILLTOPPER IMG SPORTS NETWORK

The Hilltoppers can be heard on the radio on 13 different stations throughout the Commonwealth of Kentucky, which reaches over 1.5 million potential listeners.

- WKLX-FM (100.7) Bowling Green*
- WTCO-AM (1450) Campbellsville
- WTHX-FM (106.1) Elizabethtown
- WIEL-AM (1400) Elizabethtown
- WFKN-AM (1220) Franklin
- WCDS-AM (1230) Glasgow
- WXAM-AM (1430) Hodgenville
- WHOP-FM (95.3) Hopkinsville
- WHOP-AM (1230) Hopkinsville
- WXVW-AM (1450) Louisville
- WTTL-AM (1310) Madisonville
- WPKY-AM (1580) Princeton
- WTLO-AM (1480) Somerset

(*) denotes originating station

GAME-BY-GAME HIGHLIGHTS

NOVEMBER 1, 2016 | WKU 87, CAMPBELLVILLE 79 (EXH.) | BOWLING GREEN, KY.

- Five players scored in double figures for the Hilltoppers, who shot 47 percent from the field, netted 26 of 32 free throws and made their last 11 shots of the first half
- Justin Johnson paced WKU with 22 points and 12 rebounds, including two 3-pointers – one more than he made all last season
- Pancake Thomas had 17 points, while fellow graduate senior guard Junior Lomomba tallied 11 points, five rebounds and three assists in 37 minutes
- Willie Carmichael, who sat out last season after transferring from Tennessee, amassed 11 points and 13 rebounds in his first action as a Hilltopper

NOVEMBER 5, 2016 | WKU 103, KENTUCKY WESLEYAN 97, 2OT (EXH.) | BOWLING GREEN, KY.

- Pancake Thomas hit a game-tying 3-pointer as time expired in the first overtime to force a second extra period
- The Hilltoppers held KWC to four points in the second overtime and netted 33 of 43 free throws to help seal the victory
- Junior Lomomba scored a team-high 29 points, while Pancake Thomas added 24 points
- Junior Lomomba, Pancake Thomas and Que Johnson all played at least 45 minutes
- KWC's Ken-Jah Bosley scored 42 points with eight made 3s, but he was held scoreless in the second overtime

NOVEMBER 12, 2016 | WKU 79, ALABAMA STATE 66 | BOWLING GREEN, KY.

- The Hilltoppers held Alabama State to 17 points and 20.6 percent shooting in the first half
- Que Johnson paced WKU with a team-high 16 points and nine rebounds
- Pancake Thomas tallied 15 points – including 8-of-8 from the free-throw line – with four assists
- Freshmen Marty Leahy and Tobias Howard each hit two 3-pointers in their college debuts

NOVEMBER 16, 2016 | WKU 74, JACKSONVILLE STATE 67 | BOWLING GREEN, KY.

- WKU made 9 of 18 shots from 3-point range for the second straight game and netted 13 of 16 free throws
- Justin Johnson tallied his 11th career double-double with 17 points and 10 rebounds
- Que Johnson and Pancake Thomas each tallied 14 points
- Junior Lomomba contributed 11 points and a career-high seven assists

NOVEMBER 19, 2016 | BELMONT 90, WKU 69 | NASHVILLE, TENN.

- Belmont netted 16 of 34 3-pointers and shot 65.5 percent in the second half
- The Bruins' Evan Bradds led the way with 26 points and 14 rebounds
- Justin Johnson paced WKU with 17 point and nine rebounds, while Que Johnson added 14 points

NOVEMBER 22, 2016 | WKU 77, NORTH CAROLINA A&T 56 | BOWLING GREEN, KY.

- WKU netted 31 of 37 free throws, its most makes from the charity stripe since 2003
- Que Johnson led the Hilltoppers with 18 points, all in the first half
- Pancake Thomas and Ben Lawson each scored 13 points
- Justin Johnson registered his 12th career double-double with 12 points and 10 rebounds

NOVEMBER 25, 2016 | WASHINGTON 86, WKU 47 | LAS VEGAS, NEV.

- WKU shot 25.4 percent from the field, including 17.1 percent in the second half
- Que Johnson paced the Hilltoppers with 12 points
- Anton Waters recorded his first career double-double with 11 points and a career-high 10 rebounds

NOVEMBER 26, 2016 | UNLV 71, WKU 61 | LAS VEGAS, NEV.

- UNLV made 13 of 29 3-pointers, including 11 combined from Tyrell Green and Jalen Poyser
- Que Johnson paced WKU with 16 points, seven rebounds, three assists, two steals and a block
- Justin Johnson registered his 13th career double-double with 10 points and 10 rebounds

NOVEMBER 30, 2016 | EASTERN KENTUCKY 78, WKU 59 | RICHMOND, KY.

- Eastern Kentucky made 13 of 29 3-pointers and shot 50.9 percent from the field, including 59.3 percent in the second half
- Justin Johnson paced WKU with 18 points and eight rebounds
- Junior Lomomba scored a season-high 15 points, including 13 in the first half, and made 9 of 12 free throws

DECEMBER 3, 2016 | MISSOURI 59, WKU 56 | COLUMBIA, MO.

- WKU held Missouri without a field goal for the final 8:29 but could not come any closer than one point in the waning minutes
- Justin Johnson led the Hilltoppers with 14 points to go along with five rebounds
- Que Johnson added 12 points and eight rebounds, and Junior Lomomba had nine points, six assists and three rebounds

DECEMBER 11, 2016 | WKU 77, INDIANA STATE 59 | TERRE HAUTE, IND.

- WKU notched its first road win of the season, its first road win overall since Feb. 25, 2016, and its largest road victory since Jan. 23, 2014
- Pancake Thomas led four WKU players in double figures with 22 points, the most by a Hilltopper to that point this season
- Justin Johnson added 14 points, 10 rebounds and a career-high six assists for his fourth double-double of the season and 14th of his career
- The Hilltoppers held Indiana State to 2-of-24 shooting from 3-point range, the lowest percentage ever by a WKU foe taking at least 20 attempts from long range

DECEMBER 14, 2016 | NO. 20 SAINT MARY'S 73, WKU 51 | MORAGA, CALIF.

- Saint Mary's dished out 23 assists on 31 made baskets and shot 47.7 percent from the field
- Justin Johnson and Que Johnson led the Hilltoppers with 11 points apiece
- The Gaels' Jock Landale had 15 points and 13 rebounds, while Joe Rahon handed out 10 assists

DECEMBER 17, 2016 | DETROIT MERCY 85, WKU 79 | DETROIT, MICH.

- Detroit Mercy's Josh McFolley tallied 24 points and eight assists as the Titans netted 12 of 20 3-pointers
- WKU's Que Johnson scored a season-high 21 points and made five 3-pointers
- Justin Johnson registered his fifth double-double of the year with 15 points and a season-high 14 rebounds
- Junior Lomomba and Pancake Thomas each scored 11 points and handed out a combined 11 assists

DECEMBER 21, 2016 | WKU 67, OHIO 66 | BOWLING GREEN, KY.

- WKU overcame a 21-4 deficit in the first half, including a 14-0 hole to start the game
- Damari Parris' free throw with 1.8 seconds left was the winner; Parris finished with a career-high 14 points
- Pancake Thomas and Justin Johnson each scored 15 points, while Johnson added nine rebounds
- Jabari McGhee scored seven points and grabbed a career-high 14 rebounds
- Que Johnson reached 1,000 points for his career across his time at Washington State and WKU

DECEMBER 28, 2016 | WKU 97, AUSTIN PEAY 92 | BOWLING GREEN, KY.

- WKU scored its most points against a Division I opponent since a 98-70 win over Saint Joseph's on Nov. 12, 2010
- The Hilltoppers led by 22 early in the second half following a 17-0 run
- Que Johnson tied a career high with 25 points, while Junior Lomomba and Pancake Thomas combined for 12 assists with one turnover
- WKU shot 55.9 percent from the field, netted 10 3-pointers and registered 16 assists with just six turnovers

2016-17 RESULTS

DATE	OPPONENT	SCORE	ATTENDANCE	WKU HIGH POINTS	WKU HIGH REBOUNDS	OPP HIGH POINTS
11/12	ALABAMA STATE	W, 79-66	4,149	Q. Johnson (16)	Q. Johnson (9)	Rodney Simeon (25)
11/16	JACKSONVILLE STATE	W, 74-67	4,226	J. Johnson (17)	J. Johnson (10)	Erik Durham (17)
11/19	at Belmont	L, 90-69	3,619	J. Johnson (17)	J. Johnson (9)	Evan Bradds (26)
11/22	NORTH CAROLINA A&T	W, 77-56	3,751	Q. Johnson (18)	J. Johnson (10)	Sam Hunt (19)
11/25	vs. Washington	L, 86-47	9,815	Q. Johnson (12)	J. Johnson (11)	Dominic Green (20)
11/26	at UNLV	L, 71-61	8,810	Q. Johnson (16)	J. Johnson (10)	Tyrell Green (23)
11/30	at Eastern Kentucky	L, 78-59	5,400	J. Johnson (18)	J. Johnson (8)	Asante Gist (19)
12/03	at Missouri	L, 59-56	4,547	J. Johnson (14)	Q. Johnson (8)	Frankie Hughes (18)
12/11	at Indiana State	W, 77-59	3,345	P. Thomas (22)	J. Johnson/A. Waters (10)	Brenton Scott (17)
12/14	at Saint Mary's	L, 73-51	2,581	Q. Johnson/J. Johnson (11)	J. Johnson (6)	Jock Landale (15)
12/17	at Detroit Mercy	L, 85-79	1,027	Q. Johnson (21)	J. Johnson (14)	Josh McFolley (24)
12/21	OHIO	W, 67-66	2,746	P. Thomas/J. Johnson (15)	J. McGhee (14)	Kenny Kaminski (27)
12/28	AUSTIN PEAY	W, 97-92	3,913	Q. Johnson (25)	J. Johnson (5)	Josh Robinson (26)
12/31	at Florida Atlantic					
01/02	at FIU					
01/05	CHARLOTTE					
01/07	OLD DOMINION					
01/12	at UAB					
01/14	at Middle Tennessee					
01/21	at Marshall					
01/26	UTEP					
01/28	UTSA					
02/02	at LA Tech					
02/04	at Southern Miss					
02/11	MARSHALL					
02/16	MIDDLE TENNESSEE					
02/19	UAB					
02/23	at Charlotte					
02/25	at Old Dominion					
03/02	NORTH TEXAS					
03/04	RICE					

2016-17 GAME-BY-GAME STARTING LINEUPS

DATE	OPPONENT	G	G	G/F	F	F	RECORD*
11/12	ALABAMA STATE	Lomomba	Thomas	Q. Johnson	J. Johnson	Lawson	1-0
11/16	JACKSONVILLE STATE	Lomomba	Thomas	Q. Johnson	J. Johnson	Lawson	2-0
11/19	at Belmont	Lomomba	Thomas	Q. Johnson	J. Johnson	Lawson	2-1
11/22	NORTH CAROLINA A&T	Lomomba	Thomas	Q. Johnson	J. Johnson	Lawson	3-1
11/25	vs. Washington	Lomomba	Thomas	Q. Johnson	J. Johnson	Lawson	3-2
11/26	at UNLV	Lomomba	Thomas	Q. Johnson	J. Johnson	Lawson	3-3
11/30	at Eastern Kentucky	Lomomba	Thomas	Q. Johnson	J. Johnson	Lawson	3-4
12/03	at Missouri	Howard	Thomas	Lomomba	Q. Johnson	J. Johnson	0-1
12/11	at Indiana State	Howard	Thomas	Lomomba	Q. Johnson	J. Johnson	1-1
12/14	at Saint Mary's	Howard	Thomas	Lomomba	Q. Johnson	J. Johnson	1-2
12/17	at Detroit Mercy	Howard	Thomas	Lomomba	Q. Johnson	J. Johnson	1-3
12/21	OHIO	Lomomba	Thomas	Q. Johnson	J. Johnson	Lawson	4-4
12/28	AUSTIN PEAY	Lomomba	Thomas	Q. Johnson	J. Johnson	Lawson	5-4
12/31	at Florida Atlantic						
01/02	at FIU						
01/05	CHARLOTTE						
01/07	OLD DOMINION						
01/12	at UAB						
01/14	at Middle Tennessee						
01/21	at Marshall						
01/26	UTEP						
01/28	UTSA						
02/02	at LA Tech						
02/04	at Southern Miss						
02/11	MARSHALL						
02/16	MIDDLE TENNESSEE						
02/19	UAB						
02/23	at Charlotte						
02/25	at Old Dominion						
03/02	NORTH TEXAS						
03/04	RICE						

(*) running count of WKU's record with listed lineup

2016-17 GAME-BY-GAME COMPARISON

DATE	OPPONENT	FGM-A/%	3FG-A/%	FTM-A/%	OR-DR-TOT	PF	AST	TO	BK	STL	PTS
11/12	WKU	23-51/.451	9-18/.500	24-32/.750	8-36-44	13	10	18	4	3	79
	ALABAMA STATE	26-74/.351	9-29/.310	5-6/.833	12-27-39	27	12	13	2	7	66
11/16	WKU	26-54/.481	9-18/.500	13-16/.813	8-28-36	10	12	11	3	4	74
	JACKSONVILLE STATE	27-65/.415	8-22/.364	5-6/.833	11-23-34	17	11	8	2	6	67
11/19	WKU	28-62/.452	6-16/.375	7-10/.700	8-23-31	10	9	14	5	5	69
	at Belmont	36-62/.581	16-34/.471	2-4/.500	3-28-31	12	24	12	2	7	90
11/22	WKU	21-48/.438	4-15/.267	31-37/.838	10-25-35	16	12	13	4	4	77
	NORTH CAROLINA A&T	20-45/.444	5-14/.357	11-18/.611	4-21-25	28	4	18	4	6	56
11/25	WKU	17-67/.254	3-16/.188	10-19/.526	12-34-46	22	8	15	7	4	47
	vs. Washington	29-75/.387	9-22/.409	19-27/.704	19-41-60	19	16	10	12	7	86
11/26	WKU	22-55/.400	7-21/.333	10-14/.714	8-25-33	15	13	11	4	5	61
	at UNLV	24-57/.421	13-29/.448	10-12/.833	9-29-38	13	18	11	1	5	71
11/30	WKU	16-42/.381	5-17/.294	22-29/.759	5-21-26	12	10	13	4	5	59
	at Eastern Kentucky	29-57/.509	13-29/.448	7-10/.700	7-23-30	19	13	9	2	5	78
12/03	WKU	21-52/.404	3-15/.200	11-19/.579	4-26-30	20	11	15	4	7	56
	at Missouri	20-57/.351	5-24/.208	14-21/.667	14-30-44	16	10	17	1	10	59
12/11	WKU	25-47/.532	8-14/.571	19-29/.655	7-31-38	15	13	14	3	9	77
	at Indiana State	22-58/.379	2-24/.083	13-22/.591	12-20-32	23	6	13	2	7	59
12/14	WKU	18-48/.375	5-17/.294	10-13/.769	8-23-31	8	10	13	1	3	51
	at Saint Mary's	31-65/.477	9-27/.333	2-5/.400	13-24-37	15	23	7	3	8	73
12/17	WKU	30-62/.484	10-26/.385	9-12/.750	12-25-37	14	16	15	5	3	79
	at Detroit Mercy	33-63/.524	12-20/.600	7-13/.538	10-21-31	16	15	10	2	8	85
12/21	WKU	23-59/.390	3-18/.167	18-27/.667	8-36-44	17	6	12	3	3	67
	OHIO	25-61/.410	8-29/.276	8-14/.571	5-31-36	20	15	11	2	6	66
12/28	WKU	33-59/.559	10-19/.526	21-29/.724	9-16-25	15	16	6	1	6	97
	AUSTIN PEAY	33-54/.611	12-26/.462	14-16/.875	4-20-24	22	13	14	1	2	92
12/31	WKU										
	at Florida Atlantic										
01/02	WKU										
	at FIU										
01/05	WKU										
	CHARLOTTE										
01/07	WKU										
	OLD DOMINION										
01/12	WKU										
	at UAB										
01/14	WKU										
	at Middle Tennessee										
01/21	WKU										
	at Marshall										
01/26	WKU										
	UTEP										
01/28	WKU										
	UTSA										
02/02	WKU										
	at LA Tech										
02/04	WKU										
	at Southern Miss										
02/11	WKU										
	MARSHALL										
02/16	WKU										
	MIDDLE TENNESSEE										
02/19	WKU										
	UAB										
02/23	WKU										
	at Charlotte										
02/25	WKU										
	at Old Dominion										
03/02	WKU										
	NORTH TEXAS										
03/04	WKU										
	RICE										

2016-17 SPECIALTY STATS (LISTED: WKU-OPPONENT)

DATE	OPPONENT	IN PAINT	OFF TO	SECOND CHANCE	FAST BREAK	BENCH	LARGEST LEAD	LARGEST DEFICIT	LEAD CHANGES	TIES
11/12	ALABAMA STATE	24-30	14-21	9-18	4-11	22-16	24	None	0	0
11/16	JACKSONVILLE STATE	30-32	7-12	12-10	9-2	10-5	12	11	5	4
11/19	at Belmont	28-40	8-17	11-7	6-8	15-31	11	21	3	5
11/22	NORTH CAROLINA A&T	20-24	22-10	5-2	11-6	19-21	21	1	2	2
11/25	vs. Washington	20-34	4-10	7-17	2-13	18-41	2	41	4	4
11/26	at UNLV	22-16	7-14	7-9	7-2	15-9	3	13	8	6
11/30	at Eastern Kentucky	18-24	14-16	4-7	2-2	4-33	None	24	0	0
12/03	at Missouri	26-24	18-17	2-14	2-9	6-8	6	10	8	6
12/11	at Indiana State	22-34	13-20	6-5	0-2	12-29	19	2	3	1
12/14	at Saint Mary's	18-40	4-20	10-8	2-10	18-28	None	26	0	0
12/17	at Detroit Mercy	34-40	14-14	14-9	7-11	19-45	6	9	15	9
12/21	OHIO	32-26	9-19	6-0	11-10	23-4	2	17	7	7
12/28	AUSTIN PEAY	38-38	24-10	14-4	9-5	19-10	22	6	4	5
12/31	at Florida Atlantic									
01/02	at FIU									
01/05	CHARLOTTE									
01/07	OLD DOMINION									
01/12	at UAB									
01/14	at Middle Tennessee									
01/21	at Marshall									
01/26	UTEP									
01/28	UTSA									
02/02	at LA Tech									
02/04	at Southern Miss									
02/11	MARSHALL									
02/16	MIDDLE TENNESSEE									
02/19	UAB									
02/23	at Charlotte									
02/25	at Old Dominion									
03/02	NORTH TEXAS									
03/04	RICE									

2016-17 TEAM SUPERLATIVES

WKU	HIGHS	LOWS
Points	97 (vs. Austin Peay, 12/28)	47 (vs. Washington, 11/25)
First-half points	47 (vs. Austin Peay, 12/28)	24 (2 times)
Second-half points	50 (vs. Austin Peay, 12/28)	16 (vs. Washington, 11/25)
Overtime points		
Winning margin	21 (vs. North Carolina A&T, 11/22)	1 (vs. Ohio, 12/21)
Field goals	33 (vs. Austin Peay, 12/28)	16 (at Eastern Kentucky, 11/30)
Field goals attempted	67 (vs. Washington, 11/25)	42 (at Eastern Kentucky, 11/30)
Field goal percentage	.559 (vs. Austin Peay, 12/28)	.254 (vs. Washington, 11/25)
3-point field goals	10 (2 times)	3 (3 times)
3-point field goals attempted	26 (at Detroit Mercy, 12/17)	14 (at Indiana State, 12/11)
3-point field goal percentage	.571 (at Indiana State, 12/11)	.167 (vs. Ohio, 12/21)
Free throws	31 (vs. North Carolina A&T, 11/22)	7 (at Belmont, 11/19)
Free throws attempted	37 (vs. North Carolina A&T, 11/22)	10 (at Belmont, 11/19)
Free throw percentage	.838 (vs. North Carolina A&T, 11/22)	.526 (vs. Washington, 11/25)
Rebounds	46 (vs. Washington, 11/25)	25 (vs. Austin Peay, 12/28)
Offensive rebounds	12 (2 times)	4 (at Missouri, 12/03)
Defensive rebounds	36 (2 times)	16 (vs. Austin Peay, 12/28)
Personal fouls	22 (vs. Washington, 11/25)	8 (at Saint Mary's, 12/14)
Assists	16 (2 times)	6 (vs. Ohio, 12/21)
Turnovers	18 (vs. Alabama State, 11/12)	11 (2 times)
Blocked shots	7 (vs. Washington, 11/25)	1 (2 times)
Steals	9 (at Indiana State, 12/11)	3 (4 times)

OPPONENTS	HIGHS	LOWS
Points	92 (vs. Austin Peay, 12/28)	56 (vs. North Carolina A&T, 11/22)
First-half points	42 (at Belmont, 11/19)	17 (vs. Alabama State, 11/12)
Second-half points	52 (vs. Austin Peay, 12/28)	22 (vs. North Carolina A&T, 11/22)
Overtime points		
Winning margin	39 (vs. Washington, 11/25)	3 (at Missouri, 12/03)
Field goals	36 (at Belmont, 11/19)	20 (2 times)
Field goals attempted	75 (vs. Washington, 11/25)	45 (vs. North Carolina A&T, 11/22)
Field goal percentage	.611 (vs. Austin Peay, 12/28)	.351 (2 times)
3-point field goals	16 (at Belmont, 11/19)	2 (at Indiana State, 12/11)
3-point field goals attempted	34 (at Belmont, 11/19)	14 (vs. North Carolina A&T, 11/22)
3-point field goal percentage	.600 (at Detroit Mercy, 12/17)	.083 (at Indiana State, 12/11)
Free throws	19 (vs. Washington, 11/25)	2 (2 times)
Free throws attempted	27 (vs. Washington, 11/25)	4 (at Belmont, 11/19)
Free throw percentage	.875 (vs. Austin Peay, 12/28)	.400 (at Saint Mary's, 12/14)
Rebounds	60 (vs. Washington, 11/25)	24 (vs. Austin Peay, 12/28)
Offensive rebounds	19 (vs. Washington, 11/25)	3 (at Belmont, 11/19)
Defensive rebounds	41 (vs. Washington, 11/25)	20 (2 times)
Personal fouls	28 (vs. North Carolina A&T, 11/22)	12 (at Belmont, 11/19)
Assists	24 (at Belmont, 11/19)	4 (vs. North Carolina A&T, 11/22)
Turnovers	18 (vs. North Carolina A&T, 11/22)	7 (at Saint Mary's, 12/14)
Blocked shots	12 (vs. Washington, 11/25)	1 (3 times)
Steals	10 (at Missouri, 12/03)	2 (vs. Austin Peay, 12/28)

2016-17 INDIVIDUAL SUPERLATIVES

WKU HIGHS

Points	25 (Q. Johnson vs. Austin Peay, 12/28)
Field goals	8 (Q. Johnson vs. Austin Peay, 12/28)
Field goals attempted	16 (Q. Johnson at Detroit Mercy, 12/17)
Field goal percentage (min. 6 att.)	.714 [5-7] (Parris vs. Ohio, 12/21)
3-point field goals	5 (Q. Johnson at Detroit Mercy, 12/17)
3-point field goals attempted	10 (2 instances)
3-point field goal percentage (min. 4 att.)	.750 [3-4] (J. Johnson at Belmont, 11/19)
Free throws	8 (2 instances)
Free throws attempted	8 (4 instances)
Free throw percentage (min. 6 att.)	1.000 (4 instances)
Rebounds	14 (2 instances)
Assists	7 (2 instances)
Turnovers	5 (2 instances)
Blocked shots	5 (Lawson vs. Washington, 11/25)
Steals	3 (Thomas vs. Ohio, 12/21)
Minutes	40 (Thomas at Detroit Mercy, 12/17)

OPPONENT HIGHS

Points	27 (Kenny Kaminski [Ohio], 12/21)
Field goals	12 (Evan Bradds [Belmont], 11/19)
Field goals attempted	20 (Sam Hunt, [N.C. A&T], 11/22)
Field goal percentage (min. 6 att.)	.778 [7-9] (Kenny Jones [Austin Peay], 12/28)
3-point field goals	7 (Rodney Simeon [Alabama State], 11/12)
3-point field goals attempted	14 (Kenny Kaminski [Ohio], 12/21)
3-point field goal percentage (min. 4 att.)	1.000 [4-4] (Isaac McGlone [Eastern Kentucky], 11/30)
Free throws	5 (2 instances)
Free throws attempted	6 (3 instances)
Free throw percentage (min. 6 att.)	.833 (2 instances)
Rebounds	14 (Evan Bradds [Belmont], 11/19)
Assists	11 (Jaaron Simmons [Ohio], 12/21)
Turnovers	6 (Austin Luke [Belmont], 11/19)
Blocked shots	4 (Malik Dime [Washington], 11/25)
Steals	4 (2 instances)
Minutes	40 (2 instances)

WKU'S TOP INDIVIDUAL GAMES

Points

1. Que Johnson vs. Austin Peay	25
2. Pancake Thomas at Indiana State	22
3. Que Johnson at Detroit Mercy	21
4. Que Johnson vs. North Carolina A&T	18
Justin Johnson at Eastern Kentucky	18
Pancake Thomas vs. Austin Peay	18
7. Justin Johnson vs. Jacksonville State	17
Justin Johnson at Belmont	17
Justin Johnson vs. Austin Peay	17
10. Que Johnson vs. Alabama State	16
Que Johnson at UNLV	16

Rebounds

1. Justin Johnson at Detroit Mercy	14
Jabari McGhee vs. Ohio	14
3. Justin Johnson vs. Washington	11
4. Anton Waters vs. Washington	10
Justin Johnson vs. Jacksonville State	10
Justin Johnson vs. North Carolina A&T	10
Justin Johnson at UNLV	10
Justin Johnson at Indiana State	10
Anton Waters at Indiana State	10
10. Que Johnson vs. Alabama State	9
Justin Johnson at Belmont	9
Justin Johnson vs. Ohio	9

Assists

1. Junior Lomomba vs. Jacksonville State	7
Junior Lomomba vs. Austin Peay	7
3. Junior Lomomba at Missouri	6
Justin Johnson at Indiana State	6
Pancake Thomas at Detroit Mercy	6

Blocked Shots

1. Ben Lawson vs. Washington	5
2. Ben Lawson at Belmont	3
Ben Lawson at Eastern Kentucky	3
Ben Lawson at Missouri	3

Steals

1. Pancake Thomas vs. Ohio	3
2. Que Johnson vs. Jacksonville State	2
Que Johnson vs. Alabama State	2
Que Johnson at UNLV	2
Pancake Thomas at Belmont	2
Damari Parris vs. North Carolina A&T	2
Pancake Thomas at Eastern Kentucky	2
Tobias Howard at Missouri	2
Pancake Thomas at Indiana State	2
Que Johnson at Indiana State	2
Junior Lomomba at Detroit Mercy	2
Ben Lawson vs. Austin Peay	2

Minutes Played

1. Pancake Thomas at Detroit Mercy	40
2. Que Johnson at UNLV	39
Pancake Thomas at Missouri	39
4. Pancake Thomas at UNLV	38
5. Que Johnson vs. Jacksonville State	37
Pancake Thomas at Belmont	37
Pancake Thomas at Eastern Kentucky	37
Junior Lomomba at Detroit Mercy	37
9. Pancake Thomas vs. Jacksonville State	36
Justin Johnson vs. Jacksonville State	36
Junior Lomomba at Eastern Kentucky	36

GAME 1

Nov. 12, 2016
WKU 79
ASU 66



Official Basketball Box Score - Game Totals - Final Statistics
Alabama State vs WKU
11/12/16 7 p.m. at Bowling Green, Ky. (E.A. Diddle Arena)



Alabama State 66 • 0-1

#	Player	Total		3-Ptr		Rebounds		PF	TP	A	TO	Bk	Stl	Min
		FG	FGA	FT	FTA	Off	Def							
14	ARMSTRONG, Tony	1	3-9	0-0	0-0	2	5	8	3	6	0	1	1	29
00	WARNOCK, Amir	c	2-5	0-0	0-0	1	4	5	2	4	0	1	0	18
01	SIMEON, Rodney	g	8-15	7-11	2-3	0	1	1	4	25	1	2	0	0
3	THOMAS, Torloft	g	2-8	0-3	0-0	0	2	2	3	4	4	2	0	0
30	LEFLORE, Terrance	g	5-14	1-6	0-0	2	0	2	2	11	4	1	0	4
02	BUTLER, Corvon	g	4-10	0-1	3-3	3	4	7	3	11	1	0	0	1
11	ROGERS, Austin	g	0-2	0-1	0-0	0	0	0	2	0	0	0	0	12
12	GEE, Reginald	g	1-3	1-3	0-0	0	1	1	1	3	0	0	0	9
00	HOLLOWAY, Glenn	g	0-0	0-0	0-0	0	0	0	0	0	0	0	0	3
25	TYSON, Mikel	g	1-2	0-0	0-0	0	1	1	2	2	1	1	0	5
31	CLEVELAND, Artis	g	0-0	0-0	0-0	2	0	2	0	1	2	1	0	7
52	ROGERS, Steve	g	0-6	0-4	0-0	0	3	3	0	0	2	0	1	19
Team						2	5	7			1			
Totals			26-74	9-29	5-6	12	27	39	27	66	12	13	2	7

FG % 1st Half: 7-34 20.6% 2nd half: 19-40 47.5% Game: 26-74 35.1%
3FG % 1st Half: 2-16 12.5% 2nd half: 7-13 53.8% Game: 9-29 31.0%
FT % 1st Half: 1-1 100.0 2nd half: 4-5 80.0% Game: 5-6 83.3%

WKU 79 • 1-0

#	Player	Total		3-Ptr		Rebounds		PF	TP	A	TO	Bk	Stl	Min
		FG	FGA	FT	FTA	Off	Def							
14	LAWSON, Ben	f	3-5	0-0	2-4	2	4	6	0	8	0	1	1	0
23	JOHNSON, Justin	f	3-8	0-2	3-6	0	7	7	1	9	0	3	1	1
05	LOMOMBA, Junior	g	1-5	1-1	6-6	0	5	6	0	3	0	0	0	28
12	THOMAS, Pancake	g	3-11	1-3	8-8	0	2	0	15	4	2	0	0	34
32	JOHNSON, Que	g	5-9	3-6	3-5	0	9	9	3	16	1	3	1	2
01	HOWARD, Tobias	g	2-4	2-3	0-0	1	2	3	0	6	2	1	0	14
01	PARRIS, Damari	g	0-1	0-0	2-2	1	0	1	2	0	1	0	0	12
15	MILLER, Tyler	g	0-0	0-0	0-0	0	0	0	0	0	0	0	0	1
42	WATERS, Anton	g	4-5	0-0	0-1	3	5	8	4	8	2	1	0	19
43	LEAHY, Marty	g	2-3	2-3	0-0	0	0	0	4	6	0	1	0	0
Team						1	2	3			1			
Totals			23-51	9-18	24-32	8	36	44	13	79	10	18	4	3

FG % 1st Half: 12-30 40.0% 2nd half: 11-21 52.4% Game: 23-51 45.1%
3FG % 1st Half: 4-10 40.0% 2nd half: 5-8 62.5% Game: 9-18 50.0%
FT % 1st Half: 6-10 60.0% 2nd half: 18-22 81.8% Game: 24-32 75.0%

Officials: Tyler Kumpf, Antonio Petty, Mike Stuart
Technical fouls: Alabama State-None, WKU-None.
Attendance: 4149

Score by periods	1st	2nd	Total
Alabama State	17	49	66
WKU	34	45	79

Last FG - ALST 2nd-00:01, WKU 2nd-00:40.
Largest lead - ALST None, WKU by 24 2nd-04:41.
ALST led for 00:00. WKU led for 39:27. Game was tied for 00:33.

Score tied - 0 times.
Lead changed - 0 times.

GAME 2

Nov. 16, 2016
WKU 74
JSU 67



Official Basketball Box Score - Game Totals - Final Statistics
Jacksonville State vs WKU
11/16/16 8 p.m. at Bowling Green, Ky. (E.A. Diddle Arena)



Jacksonville State 67 • 1-2

#	Player	Total		3-Ptr		Rebounds		PF	TP	A	TO	Bk	Stl	Min
		FG	FGA	FT	FTA	Off	Def							
31	CUNNINGHAM, Christian	f	4-5	0-0	1-2	3	5	8	3	9	2	1	1	2
12	GIGA, Norbertas	c	8-16	0-2	0-0	1	5	6	2	16	2	0	1	1
01	TUCKER, Greg	g	4-11	1-5	2-2	0	4	4	1	11	0	0	1	2
15	DURHAM, Erik	g	6-9	5-6	0-0	0	1	2	0	17	1	2	0	1
21	DRUMWRIGHT, Malcol	g	4-14	1-5	0-0	0	4	4	5	9	5	1	0	0
03	GREEN, Derrick	g	0-2	0-0	0-0	1	0	1	0	0	0	1	0	9
04	EDWARDS, Tyrik	g	0-0	0-0	0-0	0	0	0	0	0	0	1	0	0
01	JONES, Deshawn	g	0-1	0-0	0-0	0	0	0	0	1	0	0	0	5
11	CROSS, Jacara	g	0-2	0-0	2-2	1	0	1	1	2	0	0	0	7
33	STATAM, Andre	g	1-5	1-4	0-0	0	2	2	4	3	0	1	0	1
Team						4	2	6						
Totals			27-65	8-22	5-6	11	23	34	17	67	11	8	2	6

FG % 1st Half: 12-32 37.5% 2nd half: 15-33 45.5% Game: 27-65 41.5%
3FG % 1st Half: 4-10 40.0% 2nd half: 4-12 33.3% Game: 8-22 36.4%
FT % 1st Half: 2-2 100.0 2nd half: 3-4 75.0% Game: 5-6 83.3%

WKU 74 • 2-0

#	Player	Total		3-Ptr		Rebounds		PF	TP	A	TO	Bk	Stl	Min
		FG	FGA	FT	FTA	Off	Def							
14	LAWSON, Ben	f	3-7	0-0	2-3	1	4	5	1	8	0	0	2	1
23	JOHNSON, Justin	f	6-14	2-4	3-3	4	6	10	0	17	1	0	1	0
05	LOMOMBA, Junior	g	2-6	0-2	7-7	0	2	2	2	11	7	4	0	1
12	THOMAS, Pancake	g	5-10	4-7	0-0	0	0	0	2	14	2	2	0	0
32	JOHNSON, Que	g	6-11	2-4	0-0	1	7	2	4	1	2	0	2	3
01	HOWARD, Tobias	g	1-1	1-1	0-0	0	0	0	0	3	0	0	0	6
01	PARRIS, Damari	g	0-1	0-0	0-0	0	0	0	2	2	1	0	0	8
42	WATERS, Anton	g	3-4	0-0	1-3	2	6	8	2	7	0	1	0	0
43	LEAHY, Marty	g	0-0	0-0	0-0	0	0	0	0	0	0	0	0	1
Team						0	2	2						
Totals			26-54	9-18	13-16	8	28	36	10	74	12	11	3	4

FG % 1st Half: 13-32 40.6% 2nd half: 13-22 59.1% Game: 26-54 48.1%
3FG % 1st Half: 3-8 37.5% 2nd half: 6-10 60.0% Game: 9-18 50.0%
FT % 1st Half: 1-1 100.0 2nd half: 12-15 80.0% Game: 13-16 81.3%

Officials: Tom Eades, Tommy Short, Roger Ayers
Technical fouls: Jacksonville State-None, WKU-None.
Attendance: 4226

Score by periods	1st	2nd	Total
Jacksonville State	30	37	67
WKU	30	44	74

Last FG - JSU 2nd-00:09, WKU 2nd-01:28.
Largest lead - JSU by 11 1st-11:29, WKU by 12 2nd-04:40.
JSU led for 14:05. WKU led for 21:03. Game was tied for 04:52.

Score tied - 4 times.
Lead changed - 5 times.

GAME 3

Nov. 19, 2016
BEL 90
WKU 69



Official Basketball Box Score - Game Totals - Final Statistics
WKU vs Belmont
11/19/16 7:00 p.m. at Nashville, Tenn. (Curb Event Center)



WKU 69 • 2-1

#	Player	Total		3-Ptr		Rebounds		PF	TP	A	TO	Bk	Stl	Min
		FG	FGA	FT	FTA	Off	Def							
14	LAWSON, Ben	f	4-7	0-1	1-2	0	4	4	1	9	0	3	3	0
23	JOHNSON, Justin	f	7-11	3-4	0-1	1	8	9	2	17	2	2	1	0
05	LOMOMBA, Junior	g	3-9	0-2	0-1	0	0	0	2	6	5	3	0	0
12	THOMAS, Pancake	g	2-9	0-2	4-4	1	5	6	1	8	1	1	0	2
32	JOHNSON, Que	g	6-15	2-5	0-0	2	0	2	1	14	1	3	0	1
01	HOWARD, Tobias	g	0-0	0-0	0-0	1	0	1	0	0	1	0	1	9
01	PARRIS, Damari	g	3-6	0-1	0-0	0	1	1	2	6	0	1	0	0
15	MILLER, Tyler	g	0-0	0-0	0-0	0	0	0	0	0	0	0	0	1
21	STAJKOVSKI, Marko	g	0-0	0-0	0-0	0	0	0	0	0	0	0	0	1
42	WATERS, Anton	g	3-5	1-1	2-2	2	3	5	0	9	0	1	1	16
43	LEAHY, Marty	g	0-0	0-0	0-0	0	0	0	0	0	0	0	0	1
Team						8	23	31	10	69	9	14	5	20
Totals			28-62	6-16	7-10	8	23	31	10	69	9	14	5	20

FG % 1st Half: 16-31 51.6% 2nd half: 12-31 38.7% Game: 28-62 45.2%
3FG % 1st Half: 4-8 50.0% 2nd half: 2-8 25.0% Game: 6-16 37.5%
FT % 1st Half: 3-4 75.0% 2nd half: 4-6 66.7% Game: 7-10 70.0%

Belmont 90 • 1-1

#	Player	Total		3-Ptr		Rebounds		PF	TP	A	TO	Bk	Stl	Min
		FG	FGA	FT	FTA	Off	Def							
32	EGEKEZE, Amanze	f	3-7	1-5	0-0	1	1	2	3	7	1	1	0	1
35	BRADDS, Evan	f	12-17	1-1	1-2	2	12	14	3	26	4	1	0	1
01	LUKE, Austin		6-8	4-6	0-0	4	4	2	16	9	6	0	2	30
03	WINDLER, Dylan		3-6	0-2	0-0	6	6	0	6	3	1	1	1	28
04	BANETTE, Taylor	f	9-11	5-7	0-0	4	4	0	1	1	1	0	0	15
02	SMITH, Nick		6-8	0-8	0-0	0	0	0	1	18	0	0	0	15
11	MCCLAIN, Kevin		2-3	2-3	1-2	0	1	1	0	7	2	1	0	12
21	SAMPSON, Burton		0-0	0-0	0-0	0	0	0	0	0	1	0	0	8
22	BERKERT, Michael		1-1	1-3	0-0	0	0	0	0	0	0	0	0	1
31	LESTER, Josh		0-0	0-0	0-0	0	0	0	0	0	0	0	0	1
41	HADDEN, Tyler		1-1	1-1	0-0	0	0	1	3	0	0	1	0	2
50	ADLER-SPERGER, Seth		0-0	0-0	0-0	0	0	0	0	1	0	1	0	3
Totals			36-62	16-34	2-4	3	28	31	12	90	24	2	7	200

GAME 5

Nov. 25, 2016
WASH 86
WKU 47



Official Basketball Box Score -- Game Totals -- Final Statistics
Washington vs WKU
11/25/16 5:00 PM at Tarkenton Court, Thomas & Mack Center



Washington 86 • 4-1

#	Player	Total		3-Ptr		Rebounds		PF	TP	A	TO	Bk	Stl	Min
		FG	FGA	FT	FTA	Off	Def							
04	Thybulle, Matisse	3-9	1-5	2-2	0	1	1	2	9	1	0	1	2	25
10	Dime, Malik	5-8	0-0	3-4	2	5	7	3	13	3	0	4	2	25
15	Dickerson, Noah	2-6	0-0	1-2	3	3	6	5	5	0	1	0	0	13
01	Crisp, David	3-8	3-5	0-0	1	1	2	2	9	0	2	0	1	22
20	Fultz, Markelle	3-14	1-3	2-4	3	5	8	3	10	10	3	3	1	31
00	Baruti, Bitumba	0-1	0-1	0-0	1	0	1	0	0	0	0	0	0	2
02	Kingma, Dan	0-1	0-1	1-2	0	0	0	1	1	0	0	0	0	4
05	Barnard, Quin	0-0	0-0	0-0	0	0	0	0	0	1	0	0	0	2
22	Green, Dominic	7-11	4-6	2-3	0	6	6	0	20	0	1	3	0	25
23	Johnson, Carlos	3-5	0-1	2-2	2	1	3	3	8	1	2	0	0	17
24	Durusseau, Devenir	0-1	0-0	0-0	1	2	3	1	0	0	1	0	0	5
32	Bowman, Greg	0-2	0-0	1-2	2	1	3	0	1	0	0	0	1	2
33	Timmins, Sam	1-3	0-0	3-4	1	11	12	0	5	0	0	0	0	17
41	Atewe, Matthew	2-6	0-0	2-2	2	5	7	0	6	0	0	0	0	10
Team		1		0		1		1		0		0		10
Totals		29-75	9-22	19-27	19	41	60	19	86	16	10	13	7	200

FG % 1st Half: 14-38 36.8% 2nd half: 15-37 40.5%
3FG % 1st Half: 3-8 37.5% 2nd half: 6-14 42.9%
FT % 1st Half: 8-10 80.0% 2nd half: 11-17 64.7%

Game: 29-75 38.7%
Game: 9-22 40.9%
Game: 19-27 70.4%

Deadball
Rebounds
1

WKU 47 • 3-2

#	Player	Total		3-Ptr		Rebounds		PF	TP	A	TO	Bk	Stl	Min
		FG	FGA	FT	FTA	Off	Def							
14	LAWSON, Ben	0-0	0-0	0-2	1	3	4	0	3	5	0	0	0	15
23	JOHNSON, Justin	2-9	0-1	1-2	3	8	11	2	5	2	0	0	0	32
05	LOMOMBA, Junior	1-7	0-1	0-1	0	2	2	1	2	4	5	0	0	26
12	THOMAS, Pancake	4-14	1-4	1-1	2	4	4	1	10	1	1	0	1	33
32	JOHNSON, Que	3-12	1-5	5-7	0	5	4	12	0	1	0	1	0	30
01	HOWARD, Tobias	3-7	1-4	0-0	1	1	2	2	7	0	2	1	0	17
03	PARRIS, Damari	0-6	0-0	0-0	0	1	1	3	0	1	1	0	0	14
15	MILLER, Tyler	0-0	0-0	0-0	0	0	0	0	0	0	0	0	0	1
42	WATERS, Anton	4-10	0-0	3-6	4	6	10	3	11	0	2	1	0	22
43	LEAHY, Marty	0-2	0-1	0-0	1	1	2	2	0	0	0	0	1	9
Team		0		5		5		0		0		0		10
Totals		17-67	3-16	10-19	12	34	46	22	47	8	15	7	4	200

FG % 1st Half: 11-32 34.4% 2nd half: 6-35 17.1%
3FG % 1st Half: 2-6 33.3% 2nd half: 1-10 10.0%
FT % 1st Half: 7-12 58.3% 2nd half: 3-7 42.9%

Game: 17-67 25.4%
Game: 3-16 18.8%
Game: 10-19 52.6%

Deadball
Rebounds
6

Officials: Randy McCall, David Hall, Dick Cartwell
Technical fouls: Washington-None. WKU-None.
Attendance: 9815
Global Sports Classic Game 3

Score by periods	1st	2nd	Total
Washington	39	47	86
WKU	31	16	47

Points	In	Off	2nd	Fast	Bench
WKU	20	4	7	2	18

Last FG - WKU 2nd-03:00, WKU 2nd-00:25.
Largest lead - UW by 41:2nd-02:04, WKU by 2 1st-16:50.
UW led for 36:55. WKU led for 00:32. Game was tied for 02:33.

Score tied - 4 times.
Lead changed - 4 times.

GAME 7

Nov. 30, 2016
EKU 78
WKU 59

Official Basketball Box Score -- Game Totals -- Final Statistics
Western Kentucky vs Eastern Kentucky
11/30/16 8:05 PM at Richmond, Ky. (Paul S. McBrayer Arena)

Western Kentucky 59 • 3-4

#	Player	Total		3-Ptr		Rebounds		PF	TP	A	TO	Bk	Stl	Min
		FG	FGA	FT	FTA	Off	Def							
14	LAWSON, Ben	0-2	0-0	2-2	0	3	3	2	2	0	1	3	1	18
23	JOHNSON, Justin	6-10	1-1	5-7	2	6	8	0	18	0	1	1	0	33
05	LOMOMBA, Junior	3-5	0-0	9-12	0	2	2	2	15	1	3	0	1	36
12	THOMAS, Pancake	3-11	1-7	0-0	1	1	2	1	7	4	2	0	2	37
32	JOHNSON, Que	3-8	2-5	5-6	0	4	4	4	13	3	3	0	1	33
01	HOWARD, Tobias	0-3	0-2	0-0	0	1	1	0	0	1	0	0	0	14
03	PARRIS, Damari	0-0	0-0	0-0	0	0	0	0	0	0	0	0	0	1
15	MILLER, Tyler	0-0	0-0	0-0	0	0	0	0	0	0	0	0	0	1
42	WATERS, Anton	0-2	0-1	1-2	1	3	4	3	1	1	2	0	0	17
43	LEAHY, Marty	1-1	1-1	0-0	0	0	0	0	3	0	0	0	0	10
Team		1		2		1		1		1		1		10
Totals		16-42	5-17	22-29	5	21	26	12	59	10	13	4	5	200

FG % 1st Half: 7-19 36.8% 2nd half: 9-23 39.1%
3FG % 1st Half: 1-7 14.3% 2nd half: 4-10 40.0%
FT % 1st Half: 9-12 75.0% 2nd half: 13-17 76.5%

Game: 16-42 38.1%
Game: 5-17 29.4%
Game: 22-29 75.9%

Deadball
Rebounds
4

Eastern Kentucky 78 • 4-4

#	Player	Total		3-Ptr		Rebounds		PF	TP	A	TO	Bk	Stl	Min
		FG	FGA	FT	FTA	Off	Def							
10	MAYO, Nick	6-14	2-5	0-0	1	2	3	3	14	5	2	2	1	34
12	CHARLES, Zach	0-2	0-0	0-0	2	1	3	3	0	0	0	0	0	14
05	MCLONE, Isaac	5-5	4-4	0-1	0	0	0	0	2	14	2	2	0	33
11	BABB-HARRISON, Jayle	4-11	3-7	2-2	1	6	7	2	13	1	1	0	3	30
31	CHITTY, Parker	2-5	0-3	0-0	0	1	1	2	4	0	1	0	0	16
01	ADAMS, Marlon	3-3	0-0	0-0	0	5	5	4	6	2	1	0	0	21
02	GIST, Asante	7-12	3-6	2-2	1	3	4	2	19	2	1	0	0	23
03	DISHMAN, DeAndre	1-1	0-0	3-5	0	2	2	0	5	0	0	0	1	8
04	AVARE, Dillon	1-4	1-4	0-0	0	0	0	1	3	1	0	0	0	21
Team		2		3		5		1		1		1		21
Totals		29-57	13-29	7-10	7	23	30	19	78	13	9	2	5	200

FG % 1st Half: 13-30 43.3% 2nd half: 16-27 59.3%
3FG % 1st Half: 6-17 35.3% 2nd half: 7-12 58.3%
FT % 1st Half: 3-3 100.0% 2nd half: 4-7 57.1%

Game: 29-57 50.9%
Game: 13-29 44.8%
Game: 7-10 70.0%

Deadball
Rebounds
2

Officials: Craig Murley, Jon Campbell, Kyle Ingram
Technical fouls: Western Kentucky-None. Eastern Kentucky-None.
Attendance: 5400

Score by periods	1st	2nd	Total
Western Kentucky	24	35	59
Eastern Kentucky	35	43	78

Points	In	Off	2nd	Fast	Bench
WKU	18	14	4	2	4
WKU	24	16	7	2	33

Last FG - WKU 2nd-02:08, ECU 2nd-00:32.
Largest lead - WKU None, ECU by 24 2nd-04:37.
WKU led for 00:00. ECU led for 38:05. Game was tied for 01:55.

Score tied - 0 times.
Lead changed - 0 times.

GAME 8

Dec. 31, 2016
MIZZ 59
WKU 56



Official Basketball Box Score -- Game Totals -- Final Statistics
Western Kentucky vs Mizzou
12-31-16 2:01 PM at Columbia, Mo. (Mizzou Arena)



Western Kentucky 56 • 3-5

#	Player	Total		3-Ptr		Rebounds		PF	TP	A	TO	Bk	Stl	Min
		FG	FGA	FT	FTA	Off	Def							
01	HOWARD, Tobias	2-3	0-1	2-2	0	0	4	6	1	2	0	2	2	26
05	LOMOMBA, Junior	3-9	1-3	2-3	0	3	5	9	6	2	0	1	1	35
12	THOMAS, Pancake	3-12	1-5	2-5	0	5	5	1	9	1	1	0	1	39
23	JOHNSON, Justin	5-11	0-1	4-7	1	4	5	3	14	1	2	0	0	25
32	JOHNSON, Que	5-12	1-5	1-2	0	8	8	2	12	1	3	1	1	34
03	PARRIS, Damari	0-0	0-0	0-0	0	0	0	0	0	0	0	0	0	1
14	LAWSON, Ben	2-2	0-0	0-0	2	2	4	3	4	0	3	3	0	20
42	WATERS, Anton	1-3	0-0	0-0	1	1	2	1	2	0	2	0	1	6
43	LEAHY, Marty	0-0	0-0	0-0	0	1	1	1	0	0	0	0	0	7
Team		0		2		2		0		0		0		10
Totals		21-52	3-15	11-19	4	26	30	20	56	11	15	4	7	200

FG % 1st Half: 13-30 43.3% 2nd half: 8-22 36.4%
3FG % 1st Half: 1-8 12.5% 2nd half: 2-7 28.6%
FT % 1st Half: 3-7 42.9% 2nd half: 8-12 66.7%

Game: 21-52 40.4%
Game: 3-15 20.0%
Game: 11-19 57.9%

Deadball
Rebounds
5

Mizzou 59 • 4-3

#	Player	Total		3-Ptr		Rebounds		PF	TP	A	TO	Bk	
---	--------	-------	--	-------	--	----------	--	----	----	---	----	----	--

GAME 9

Dec. 11, 2016
WKU 77
ISU 59

Official Basketball Box Score -- Game Totals -- Final Statistics
Western Kentucky vs Indiana State
12-11-16 4:32 pm (ET) at Hulman Center (Terre Haute, Ind.)

Western Kentucky 77 • 4-5

#	Player	Total		3-Ptr		Rebounds		PF	TP	A	TO	Bk	Stl	Min			
		FG	FGA	FG	FGA	Off	Def										
01	HOWARD, Tobias	0	1	0	1	2	3	1	2	1	0	1	0	31			
05	LOMOMBA, Junior	4	6	3	3	1	2	0	4	1	12	1	5	28			
12	THOMAS, Pancake	7	13	2	4	6	0	3	3	1	22	1	1	0	2	35	
23	JOHNSON, Justin	4	7	1	1	5	8	1	9	10	1	14	6	1	0	33	
32	JOHNSON, Que	5	11	2	4	1	2	3	15	0	4	1	2	29			
00	MCGHEE, Jabari	2	3	0	0	2	2	1	3	4	6	0	1	1	9		
14	LAWSON, Ben	0	0	0	0	0	0	0	0	2	0	0	0	0	0	2	
42	WATERS, Anton	3	6	0	1	0	3	2	8	10	1	6	0	1	1	1	23
43	LEAHY, Marty	0	0	0	0	0	0	0	0	1	0	0	0	0	0	0	10
	Team					0	0	0	0								
Totals		25	47	8	14	19	29	7	31	38	15	77	13	14	3	9	200

FG % 1st Half: 13-25 52.0% 2nd half: 12-22 54.5% Game: 25-47 53.2%
3FG % 1st Half: 6-8 75.0% 2nd half: 2-6 33.3% Game: 8-14 57.1%
FT % 1st Half: 7-9 77.8% 2nd half: 16-25 64.0% Game: 19-29 65.5%

Indiana State 59 • 5-5

#	Player	Total		3-Ptr		Rebounds		PF	TP	A	TO	Bk	Stl	Min		
		FG	FGA	FG	FGA	Off	Def									
00	Clemons, Everett	2	3	0	0	0	5	5	2	6	2	0	0	4	30	
04	Scott, Brenton	6	19	0	7	5	6	2	17	1	2	0	0	3	32	
30	Van Scyoc, Matt	0	3	0	3	1	2	3	3	1	0	1	0	0	23	
32	Paige, Laquarius	1	4	0	1	0	0	2	2	4	2	0	5	1	0	14
42	Bell, TJ	2	3	0	0	0	2	1	3	1	4	1	0	1	0	13
01	Ojinnaka, Demonte	0	2	0	1	0	0	1	1	0	0	0	0	0	6	
02	Barnes, Jordan	1	3	0	2	0	2	1	2	2	2	2	0	0	15	
03	Knight III, Trey	0	0	0	0	0	0	0	0	1	0	0	0	0	2	
05	Kessinger, Bronson	0	0	0	0	0	0	0	0	0	0	0	0	0	5	
12	Burnschoten, Niels	3	7	1	5	2	2	0	3	9	0	1	0	0	18	
13	Franklin, Donovan	3	8	1	5	0	2	1	2	7	0	0	0	0	17	
34	Murphy, Brandon	3	5	0	0	5	3	4	7	3	11	0	2	0	0	23
41	Rickman, Emondre	0	0	0	0	0	0	0	0	0	0	0	0	0	2	
	Team	2		0		0		0		0		0		0		200
	Totals	22	58	2	24	13	22	12	20	32	23	59	6	13	2	

FG % 1st Half: 12-26 46.2% 2nd half: 10-32 31.3% Game: 22-58 37.9%
3FG % 1st Half: 1-11 9.1% 2nd half: 1-13 7.7% Game: 2-24 8.3%
FT % 1st Half: 6-8 75.0% 2nd half: 7-14 50.0% Game: 13-22 59.1%

Officials: Don Dally, John Hampton, Bret Smith
Technical fouls: Western Kentucky-None. Indiana State-Scott, Brenton.
Attendance: 3345

Score by periods	1st	2nd	Total
Western Kentucky	42	35	77
Indiana State	31	28	59

Last FG - WKU 2nd-02:39, INS 2nd-01:21.
Largest lead - WKU by 19 2nd-01:28, INS by 2 1st-19:50.
WKU led for 36:54, INS led for 00:40. Game was tied for 02:24.

Score tied - 1 time.
Lead changed - 3 times.

GAME 10

Dec. 14, 2016
SMC 73
WKU 51



Official Basketball Box Score -- Game Totals -- Final Statistics
WKU vs Saint Mary's (CA)
12/14/16 7:00 PM at Moraga, CA



WKU 51 • 4-6

#	Player	Total	3-Ptr		Rebounds		PF	TP	A	TO	Bk	Stl	Min				
		FG	FGA	FG	FGA	Off								Def			
01	HOWARD, Tobias	2	4	1	3	2	2	1	3	4	1	7	2	1	0	22	
05	LOMOMBA, Junior	0	2	0	1	0	0	0	0	0	0	0	1	2	0	0	27
12	THOMAS, Pancake	2	8	0	3	0	0	1	3	4	1	4	0	1	0	1	29
23	JOHNSON, Justin	4	10	2	3	1	5	6	1	11	2	3	0	0	0	27	
32	JOHNSON, Que	5	12	1	4	0	1	3	4	1	11	3	1	0	0	31	
00	MCGHEE, Jabari	0	2	0	0	1	2	0	1	1	1	1	0	0	0	1	10
03	PARRIS, Damari	0	0	0	0	0	0	0	0	0	0	0	0	0	0	4	
14	LAWSON, Ben	3	4	0	0	2	2	1	4	5	1	8	0	2	1	1	17
24	CARMICHAEL, Willie	0	1	0	1	0	2	2	0	2	0	2	0	1	0	0	4
42	WATERS, Anton	2	2	0	1	2	2	2	4	1	2	0	1	0	0	13	
43	LEAHY, Marty	0	3	1	1	0	0	0	1	1	5	2	1	0	0	1	16
Team		1		0		1		0		0		0		0		200	
Totals		18	48	5	17	10	13	8	23	31	8	51	10	13	1		3

FG % 1st Half: 10-24 41.7% 2nd half: 8-24 33.3% Game: 18-48 37.5%
3FG % 1st Half: 2-5 40.0% 2nd half: 3-12 25.0% Game: 5-17 29.4%
FT % 1st Half: 2-4 50.0% 2nd half: 6-9 66.7% Game: 10-13 76.9%

Saint Mary's (CA) 73 • 8-1

#	Player	Total		3-Ptr		Rebounds		PF	TP	A	TO	Bk	Stl	Min			
		FG	FGA	FG	FGA	Off	Def										
24	Hermanson, Calvin	2	4	0	1	1	1	0	2	2	1	5	0	1	0	29	
21	Fitzner, Evan	4	9	3	5	0	1	5	6	1	11	2	0	1	0	21	
34	Landale, Jock	6	13	0	1	1	3	5	8	13	2	15	1	4	0	1	22
03	Naar, Emmett	6	9	2	4	0	0	2	2	0	14	6	0	0	0	31	
25	Rahon, Joe	0	3	0	2	0	0	0	1	0	2	0	10	1	0	1	30
00	Krebs, Tanner	0	3	0	3	0	0	1	1	1	0	0	0	0	0	0	5
01	Hunter, Jordan	1	2	0	0	0	0	2	2	1	2	0	1	0	0	1	6
02	Gonzalez, Stefan	2	8	0	0	0	1	1	1	6	1	0	0	0	0	11	
15	Sheets, Dan	0	0	0	0	0	0	0	0	0	0	0	0	0	0	0	1
57	Pineau, Dane	5	7	0	0	1	2	2	4	2	10	0	0	2	2	20	
00	Ford, Jordan	3	5	1	3	0	1	1	2	0	7	2	0	0	0	1	14
33	Clark, Kyle	1	2	1	2	0	0	2	2	4	3	1	0	0	0	0	10
	Team																200
Totals		31	65	9	27	2	5	13	24	37	15	73	23	7	3	8	200

FG % 1st Half: 16-33 48.5% 2nd half: 15-32 46.9% Game: 31-65 47.7%
3FG % 1st Half: 5-13 38.5% 2nd half: 4-14 28.6% Game: 9-27 33.3%
FT % 1st Half: 1-1 100.0% 2nd half: 1-4 25.0% Game: 2-5 40.0%

Officials: Tony Padilla, Larry Spaulding, Chris Rastatter
Technical fouls: WKU-None. Saint Mary's (CA)-None.
Attendance: 2581

Score by periods	1st	2nd	Total
WKU	24	27	51
Saint Mary's (CA)	38	35	73

Last FG - WKU 2nd-00:10, SMC 2nd-01:07.
Largest lead - WKU None, SMC by 26 2nd-12:30.
WKU led for 00:00, SMC led for 39:19. Game was tied for 00:41.

Score tied - 0 times.
Lead changed - 0 times.

GAME 11

Dec. 17, 2016
DET 85
WKU 79



Official Basketball Box Score -- Game Totals -- Final Statistics
Western Kentucky vs Detroit Mercy
12/17/16 2:00 PM at Calihan Hall - Detroit, Mich.



Western Kentucky 79 • 4-7

#	Player	Total		3-Ptr		Rebounds		PF	TP	A	TO	Bk	Stl	Min		
		FG	FGA	FG	FGA	Off	Def									
23	JOHNSON, Justin	6	11	0	1	3	4	10	14	14	1	2	2	1	32	
01	HOWARD, Tobias	1	4	0	3	0	0	1	1	2	3	0	0	0	18	
05	LOMOMBA, Junior	5	9	1	2	0	1	3	2	11	5	4	0	2	37	
12	THOMAS, Pancake	4	12	3	9	0	0	2	3	11	6	2	0	0	40	
32	JOHNSON, Que	7	16	5	10	2	2	4	6	2	21	1	2	0	31	
00	MCGHEE, Jabari	3	3	0	0	1	3	1	7	0	1	1	0	8		
14	LAWSON, Ben	3	5	0	0	3	1	2	3	1	9	1	0	2	0	17
42	WATERS, Anton	0	1	0	0	0	1	1	1	0	1	1	0	0	8	
43	LEAHY, Marty	1	1	1	1	0	2	2	0	3	1	0	0	0	9	
Team		0		0		0		0		0		0		0		200
Totals		30	62	10	26	9	12	25	37	14	79	16	15	5	3	

FG % 1st Half: 15-32 46.9% 2nd half: 15-30 50.0% Game: 30-62 48.4%
3FG % 1st Half: 8-17 47.1% 2nd half: 2-9 22.2% Game: 10-26 38.5%
FT % 1st Half: 2-2 100.0% 2nd half: 7-10 70.0% Game: 9-12 75.0%

Detroit Mercy 85 • 2-9

#	Player	Total		3-Ptr		Rebounds		PF	TP	A	TO	Bk	Stl	Min
		FG	FGA	FG	FGA	Off	Def							
13	JONES, Cole	r	2-4	0-1	0-2	0	3	4	4	4	2	0	1	34
10	BLACKBURN, Gerald	r	1-2	0-0	0-0	0	1	4	1	1	0	0	0	17
20	LONGKINS, Chris	r	4-10	3-4	1-2	0	6	6	1	12	2	1	1	37
01	ALLEN, Corey	r	5-9	3-5	3-4	0	1	1	2	16	2	3	2	40
04	BLACK, DeShawndre	r	0-4	0-1	0-1	1	2	3	0	0	1	1	1	13
11	RICHERS, Malik	r	1-5	0-0	0-0	0	0	0	0	0	0	0	0	1
21	HOGAN, Jaleel	r	9-13	0-0	1-2	5	3	8	4	19	0	1	1	21
23	MCFFOLLEY, Josh	r	1-5	6-9	0-1	0	3	3	1	24	8	2	3	30
55	CARTER III, Ed	r	0-0	0-0	0-1	0	0	0	0	0	0	0	0	1
Team														
Totals			33-63	12-20	7-13	10	21	31	16	85	15	2	8	200

GAME 13

Dec. 28, 2016
WKU 97
APSU 92



Official Basketball Box Score - Game Totals - Final Statistics
Austin Peay vs WKU
12/28/16 7 p.m. CT at Bowling Green, Ky. (E.A. Diddle Arena)

**Austin Peay 92 • 4-10**

#	Player	Total		3-Ptr		Rebounds		PF	TP	A	TO	Blk	Stl	Min
		FG-FGA	FG-FGA	FT-FTA	Off Def Tot	PF	TP							
03	PORTER-BUNTON, Chri	r	4-5	1-1	0-0	0	3	3	4	9	1	0	0	24
42	JONES, Kenny	r	7-9	0-1	1-1	3	6	9	4	15	0	2	0	1
02	SAVAGE, Jared	g	8-10	5-6	3-3	1	2	3	3	24	1	1	0	40
04	ROBINSON, Josh	g	9-17	5-11	3-3	0	3	3	4	26	6	5	1	38
32	MURRY, John	g	2-6	0-3	4-6	0	1	1	2	8	2	3	0	20
01	DIOP, Assane	g	2-2	0-0	0-0	0	3	3	3	4	1	0	0	18
10	IVORY, Tre	g	0-0	0-0	0-0	0	0	0	0	0	0	1	0	2
25	CLAYTON, Dre/Kalo	g	0-1	0-1	0-0	0	0	0	1	0	0	1	0	9
45	GLOTTA, Zach	g	1-4	1-3	3-3	0	2	2	1	6	2	0	0	1
Team						0	0	0			1			
Totals			33-54	12-26	14-16	4	20	24	22	92	13	14	1	200

FG % 1st Half: 14-24 58.3% 2nd half: 19-30 63.3% Game: 33-54 61.1% Deadball
3FG % 1st Half: 5-13 38.5% 2nd half: 7-13 53.8% Game: 12-26 46.2% Rebounds
FT % 1st Half: 7-9 77.8% 2nd half: 7-7 100.0 Game: 14-16 87.5% 3.2

WKU 97 • 6-7

#	Player	Total		3-Ptr		Rebounds		PF	TP	A	TO	Blk	Stl	Min
		FG-FGA	FG-FGA	FT-FTA	Off Def Tot	PF	TP							
14	LAWSON, Ben	r	5-6	0-0	4-4	0	2	2	3	14	1	0	1	2
23	JOHNSON, Justin	r	6-9	1-2	4-7	4	1	5	1	17	2	0	0	31
05	LOMOMBA, Junior	g	2-5	0-1	0-2	0	3	3	2	4	7	0	0	1
12	THOMAS, Pancake	g	5-10	4-6	4-4	0	2	2	3	18	5	1	0	32
32	JOHNSON, Que	g	8-12	4-6	5-8	0	4	4	0	25	0	1	0	1
00	MCGHEE, Jabari	g	3-4	0-0	0-0	2	2	4	3	6	0	0	0	1
03	PARRIS, Damari	g	0-3	0-1	0-0	0	0	0	1	0	1	1	0	0
24	CARMICHAEL, Willie	g	2-4	1-3	0-0	1	0	1	1	5	0	1	0	0
42	WATERS, Anton	g	2-4	0-0	2-2	1	1	2	0	6	0	2	0	0
43	LEAHY, Marty	g	0-2	0-0	2-2	1	0	1	1	2	0	0	0	1
Team						0	1	1						
Totals			33-59	10-19	21-29	9	16	25	15	97	16	6	1	6

FG % 1st Half: 17-30 56.7% 2nd half: 16-29 55.2% Game: 33-59 55.9% Deadball
3FG % 1st Half: 6-13 46.2% 2nd half: 4-6 66.7% Game: 10-19 52.6% Rebounds
FT % 1st Half: 7-11 63.6% 2nd half: 14-18 77.8% Game: 21-29 72.4% 3

Officials: Tim Gattis, John Hampton, Antonio Petty
Technical fouls: Austin Peay-None. WKU-None.
Attendance: 3913

Score by periods	1st	2nd	Total
Austin Peay	40	52	92
WKU	47	50	97

Points	In	Off	2nd	Fast
APSU	38	10	4	5
WKU	38	24	14	9

Last FG - APSU 2nd-00:09, WKU 2nd-01:23. Score tied - 5 times.
Largest lead - APSU by 6 1st-10:56, WKU by 22 2nd-14:37. Lead changed - 4 times.
APSU led for 11:52. WKU led for 26:16. Game was tied for 01:52.

OVERALL SEASON STATISTICS

RECORD:	OVERALL	HOME	AWAY	NEUTRAL
ALL GAMES	6-7	5-0	1-6	0-1
CONFERENCE	0-0	0-0	0-0	0-0
NON-CONFERENCE	6-7	5-0	1-6	0-1

##	Player	gp-gs	min	avg	Total		3-Point		F-Throw		Rebounds				pf	dq	a	to	blk	stl	pts	avg
					fg-fga	fg%	3fg-fga	3fg%	ft-fa	ft%	off	def	tot	avg								
32	JOHNSON, Que	13-13	422	32.5	65-151	.430	30-77	.390	35-52	.673	8	61	69	5.3	25	0	17	29	4	14	195	15.0
23	JOHNSON, Justin	13-13	390	30.0	59-122	.484	10-22	.455	46-68	.676	28	86	114	8.8	23	0	23	20	11	3	174	13.4
12	THOMAS, Pancake	13-13	459	35.3	52-138	.377	22-62	.355	33-39	.846	7	33	40	3.1	16	0	30	19	0	13	159	12.2
05	LOMOMBA, Junior	13-13	376	28.9	27-77	.351	6-22	.273	28-38	.737	2	26	28	2.2	27	2	46	38	1	8	88	6.8
14	LAWSON, Ben	13-9	226	17.4	29-52	.558	0-1	.000	23-31	.742	13	34	47	3.6	24	0	2	14	24	5	81	6.2
42	WATERS, Anton	13-0	205	15.8	29-60	.483	1-4	.250	14-26	.538	23	41	64	4.9	23	0	2	17	4	3	73	5.6
00	MCGHEE, Jabari	5-0	66	13.2	11-18	.611	0-0	.000	5-9	.556	8	17	25	5.0	11	0	0	3	2	3	27	5.4
01	HOWARD, Tobias	11-4	179	16.3	13-33	.394	6-21	.286	6-6	1.000	6	10	16	1.5	12	0	13	11	1	5	38	3.5
03	PARRIS, Damari	10-0	119	11.9	9-29	.310	1-6	.167	5-6	.833	3	6	9	0.9	11	0	8	9	1	3	24	2.4
24	CARMICHAEL, Willie	3-0	20	6.7	2-7	.286	1-5	.200	2-2	1.000	1	2	3	1.0	1	0	0	3	0	0	7	2.3
43	LEAHY, Marty	13-0	128	9.8	7-19	.368	5-10	.500	8-9	.889	3	10	13	1.0	14	0	4	5	0	3	27	2.1
15	MILLER, Tyler	5-0	7	1.4	0-0	.000	0-0	.000	0-0	.000	0	0	0	0.0	0	0	1	0	0	1	0	0.0
21	STAJKOVSKI, Marko	2-0	3	1.5	0-0	.000	0-0	.000	0-0	.000	0	1	1	0.5	0	0	0	0	0	0	0	0.0
Team											5	22	27				2					
Total.....		13	2600		303-706	.429	82-230	.357	205-286	.717	107	349	456	35.1	187	2	146	170	48	61	893	68.7
Opponents.....		13	2600		355-793	.448	121-329	.368	117-174	.672	123	338	461	35.5	247	-	180	153	37	84	948	72.9

TEAM STATISTICS	WKU	OPP
SCORING	893	948
Points per game	68.7	72.9
Scoring margin	-4.2	-
FIELD GOALS-ATT	303-706	355-793
Field goal pct	.429	.448
3 POINT FG-ATT	82-230	121-329
3-point FG pct	.357	.368
3-pt FG made per game	6.3	9.3
FREE THROWS-ATT	205-286	117-174
Free throw pct	.717	.672
F-Throws made per game	15.8	9.0
REBOUNDS	456	461
Rebounds per game	35.1	35.5
Rebounding margin	-0.4	-
ASSISTS	146	180
Assists per game	11.2	13.8
TURNOVERS	170	153
Turnovers per game	13.1	11.8
Turnover margin	-1.3	-
Assist/turnover ratio	0.9	1.2
STEALS	61	84
Steals per game	4.7	6.5
BLOCKS	48	37
Blocks per game	3.7	2.8
ATTENDANCE	18785	39144
Home games-Avg/Game	5-3757	7-4190
Neutral site-Avg/Game	-	1-9815

Date	Opponent		Score	Att.
11/12/16	ALABAMA STATE	w	79-66	4149
11/16/16	JACKSONVILLE STATE	w	74-67	4226
11/19/16	at Belmont	L	69-90	3619
11/22/16	NORTH CAROLINA A&T	w	77-56	3751
11/25/16	vs Washington	L	47-86	9815
11/26/16	at UNLV	L	61-71	8810
11/30/16	at Eastern Kentucky	L	59-78	5400
12-3-16	at Mizzou	L	56-59	4547
12-11-16	at Indiana State	w	77-59	3345
12/14/16	at Saint Mary's (CA)	L	51-73	2581
12/17/16	at Detroit Mercy	L	79-85	1027
12/21/16	OHIO	w	67-66	2746
12/28/16	AUSTIN PEAY	w	97-92	3913

* - Conference game

Score by Periods	1st	2nd	Totals
WKU	439	454	893
Opponents	440	508	948

Official Basketball Box Score -- Game Totals -- Final Statistics

WKU vs FAU

12/31/16 1 p.m. at FAU Arena, Boca Raton, Fla.

WKU 69 • 7-7

##	Player		Total	3-Ptr	Rebounds						PF	TP	A	TO	Blk	Stl	Min
			FG-FGA	FG-FGA	FT-FTA	Off	Def	Tot									
05	LOMOMBA, Junior	*	1-3	0-1	0-0	0	3	3	3	2	0	1	0	0		9	
12	THOMAS, Pancake	*	5-13	1-3	0-0	0	1	1	2	11	5	0	0	0		32	
14	LAWSON, Ben	*	0-0	0-0	0-2	0	1	1	4	0	0	3	1	1		9	
23	JOHNSON, Justin	*	3-9	1-1	0-4	3	3	6	2	7	1	2	0	0		33	
32	JOHNSON, Que	*	4-12	1-5	4-4	2	5	7	2	13	3	2	0	2		32	
00	MCGHEE, Jabari		5-7	0-0	3-5	3	6	9	3	13	1	3	1	2		20	
01	HOWARD, Tobias		1-1	0-0	0-0	1	3	4	2	2	1	1	0	0		18	
03	PARRIS, Damari		3-6	2-3	0-0	1	3	4	0	8	0	1	0	0		18	
42	WATERS, Anton		4-7	0-0	3-5	6	4	10	1	11	0	0	0	0		18	
43	LEAHY, Marty		0-1	0-0	2-2	1	1	2	0	2	0	0	0	0		11	
	Team					2	1	3									
	Totals		26-59	5-13	12-22	19	31	50	19	69	11	13	2	5		200	

FG % 1st Half: 12-29 41.4% 2nd half: 14-30 46.7% Game: 26-59 44.1%
 3FG % 1st Half: 2-5 40.0% 2nd half: 3-8 37.5% Game: 5-13 38.5%
 FT % 1st Half: 7-13 53.8% 2nd half: 5-9 55.6% Game: 12-22 54.5%

Deadball
Rebounds
4

FAU 54 • 4-8

##	Player		Total	3-Ptr	Rebounds						PF	TP	A	TO	Blk	Stl	Min
			FG-FGA	FG-FGA	FT-FTA	Off	Def	Tot									
01	Cylla, Jeantal	*	1-5	0-0	0-0	1	2	3	2	2	0	1	0	0		15	
10	Rutherford, Nick	*	2-10	0-2	6-8	1	7	8	0	10	3	3	1	1		33	
13	Neely, Marcus	*	1-2	0-0	0-0	0	5	5	3	2	1	1	0	0		15	
15	Ingram, Jailyn	*	0-5	0-1	0-2	0	3	3	3	0	0	0	0	0		25	
33	Delph, Ronald	*	5-6	0-0	0-0	2	1	3	4	10	0	0	0	0		19	
00	Filer, Adonis		4-12	0-3	8-8	2	0	2	3	16	4	2	0	0		27	
02	Massey, Justin		3-7	1-5	2-2	0	0	0	2	9	0	1	0	0		28	
05	Pfister, William		1-5	0-0	0-0	2	2	4	3	2	0	0	0	0		23	
11	Booker, Frank		0-0	0-0	0-0	0	0	0	0	0	0	0	0	0		2	
14	Troutman, Gerdarius		1-4	1-4	0-0	0	0	0	0	3	0	0	0	0		13	
Team						1	0	1									
Totals			18-56	2-15	16-20	9	20	29	20	54	8	8	1	1		200	

FG % 1st Half: 12-28 42.9% 2nd half: 6-28 21.4% Game: 18-56 32.1%
 3FG % 1st Half: 0-4 0.0% 2nd half: 2-11 18.2% Game: 2-15 13.3%
 FT % 1st Half: 7-8 87.5% 2nd half: 9-12 75.0% Game: 16-20 80.0%

Deadball
Rebounds
2

Officials: Hal Lusk, John St. Clair, Tommy Short
 Technical fouls: WKU-JOHNSON, Justin. FAU-None.
 Attendance: 877

Score by periods	1st	2nd	Total
WKU	33	36	69
FAU	31	23	54

HILLTOPPER

B A S K E T B A L L

WKU Hilltoppers vs. Florida Atlantic Owls

Postgame Notes

Dec. 31, 2016

FAU Arena, Boca Raton, Fla.

FINAL SCORE: WKU 69, Florida Atlantic 54

RECORDS AND NOTABLES

- WKU improves to 7-7 overall and 1-0 in Conference USA play. Florida Atlantic falls to 4-8 and 0-1.
- The win was just the Hilltoppers' second away from E.A. Diddle Arena this season and gives WKU its first three-game winning streak of the year.
- WKU has won its conference opener in eight of the last 10 years.
- The Hilltoppers are now 14-5 all-time against FAU, including four straight wins in the series and a 7-2 mark in Boca Raton.
- WKU head coach Rick Stansbury won his 300th career game. He's now 2-1 all-time against FAU.
- Attendance was 877.
- **UP NEXT:** The Hilltoppers continue their first C-USA road swing at FIU at 6 p.m. CT Monday in Miami. The game will be televised nationally on Fox College Sports, regionally on WKU PBS and in Louisville on WBNA via the Hilltopper Sports Satellite Network.

TEAM NOTES

- WKU used the starting lineup of Junior Lomomba, Pancake Thomas, Que Johnson, Justin Johnson and Ben Lawson for the 10th time this year.
- **KEY FIRST HALF RUN:** No team ever led by more than four points before the break, but Anton Waters played a key role for the Hilltoppers down the stretch. He had all seven of his points in the final 4:08 of the first half, including a putback and the foul with 13 seconds left to make it 33-31.
- **KEY SECOND HALF RUN:** The second half was full of runs, but none was more important than WKU's 12-2 burst in the final minutes. Justin Johnson's 3-pointer with 3:38 left capped the surge and turned a six-point advantage into a 65-49 lead.
 - WKU also opened the game with a 7-0 run and later had a 9-0 run, sandwiched around a 10-0 spurt from the Owls.

- Florida Atlantic missed its first eight shots of the second half.
- WKU shot 44.1 percent from the field, including 46.7 percent in the second half. FAU shot 32.1 percent, including 21.4 percent (6 of 28) in the second half.
- The Hilltoppers grabbed a season-high 50 rebounds, including a season-high 19 offensive rebounds. That led to 18 second-chance points.
- WKU has made a 3-pointer in 920 straight games dating back to March 15, 1987.

INDIVIDUAL NOTES

PANCAKE THOMAS

- The senior Thomas scored 11 points with five assists and no turnovers.
 - Thomas has 10 total assists and just one turnover in his last two games.

ANTON WATERS

- The senior Waters notched the second double-double of his career, tying a season high with 11 points and tying a career high with 10 rebounds.
 - Waters also grabbed a career-high six offensive boards.

QUE JOHNSON

- The senior Johnson scored 13 points with seven rebounds, three assists and two steals.
 - Johnson has reached double figures scoring in 13 of 14 games this season.

JABARI MCGHEE

- The redshirt sophomore McGhee scored a career-high 13 points with nine rebounds in 20 minutes off the bench.
 - McGhee grabbed two steals and made 5 of 7 shots from the floor.

DAMARI PARRIS

- The freshman Parris scored eight points and grabbed a career-high four rebounds in 18 reserve minutes, knocking down a career-high two 3-pointers.

WKU MBB: Postgame Quotes/Video – WKU 69, Florida Atlantic 54, Dec. 31, 2016

Please find attached select quotes from **WKU head coach Rick Stansbury, redshirt sophomore forward Jabari McGhee and senior forward Anton Waters** following today's 69-54 win at Florida Atlantic. Video links to interviews with the trio are below.

Video: WKU head coach Rick Stansbury – <https://youtu.be/VZ6goGCuleQ>

Video: Redshirt sophomore forward Jabari McGhee – <https://youtu.be/clmy1oaSJNQ>

Video: Senior forward Anton Waters – <https://youtu.be/PkeagmmmZQE>

WKU Basketball
Florida Atlantic Postgame Quotes
Dec. 31, 2016

Head Coach Rick Stansbury

On getting his 300th career win....

"Someone said something to me about it in the locker room after the game. Never think about it. It's the next game. The only one that'll matter to me now, since you're counting, will be 301. That's just where it is. Years from now, I may slow down and take a deep breath and think about it, but what means the most to me right now is we're 1-0 in a new season, a new year, and we won our first one on the road."

On the FAU victory....

"You all know the difficulties we've had and the struggled we've had at different points, but the way we got it today I liked. We got it with toughness, the ability to defend and the ability to rebound. Those are things that can give a team some confidence because they can be constant things."

Redshirt Sophomore Forward Jabari McGhee

On the bench scoring 36 points....

"We were just trying to bring energy to the game. We were able to separate the game. It was kind of close early on, so we just wanted to separate it."

On WKU's three-game winning streak and what's different....

"Just the intensity level. I think it starts on defense. We started to talk a little bit more. People are starting to understand their roles. It's getting easier, but it's not going to be easy."

Senior Forward Anton Waters

On the efforts of the bench....

"I think we responded the way Coach wanted us to. We came in and brought the energy off the bench and played good basketball."

On WKU's improved play as of late....

"It feels like we're playing as one. Everybody was linked. We had the charisma, we had the connection. Everybody was on the same page, so it felt pretty good."

On starting Conference USA play Saturday at Florida Atlantic....

"This season's over. Now you go into your next season. You've got a conference season, and then you have a conference season. We'll learn from everything we've had, and now we have the opportunity to start a new season. We approach them all the same. The next game is always the biggest game of the year."

Senior Forward Ben Lawson

On blowing 22-point lead but holding on for the win....

"It's just chemistry. I just felt like we were all on the same page tonight. Some of the plays that we ran, Coach was really seeing them well, and he was seeing that the bigs were going over screens and cheating the play, and we got some lobs from that. I thought we really clicked tonight, and it was a great feeling."

On letting the lead get away being a teaching moment....

"I think it was for sure a teaching point. We've been on a lot of road trips, and we haven't had that opportunity very often to be up and play up. It's really hard to fight that sense of relaxation when you're in the game, and obviously the veterans, we've been there and know how to do it. I think it's a great opportunity, and we got it out of the way still getting a win."

Senior Guard Que Johnson

On what starters had to do when they came back into a close game....

"We just had to lock in and focus on defense. We locked in, and it was basically a defensive game once we got back in. We had to make sure they didn't make those shots that they did before."

On importance of holding on to the lead and not letting the game get away....

"Especially being up so big. That could destroy any team. That was a great effort on our part defensively. We executed offensively. It was a great effort by us."



@WKUBasketball /WKUBasketball

@wkubasketball WKUSports

WKUSports.com

WKU (3-5) AT INDIANA STATE (5-4)

Sunday, Dec. 11 | 3:30 p.m. (CT) | Terre Haute, Ind.
Hulman Center (10,200)

LISTEN Hilltopper IMG Sports Network, TuneIn

• Randy Lee (pxp), Hal Schmitt (analysis)

WATCH ESPN3 (online stream)

• Chase Eyrich (pxp), Rob Lafary (analysis)

NOVEMBER (3-4)

1	Campbellsville (Ky.) (Exh.)	W, 87-79
5	Kentucky Wesleyan (Exh.)	W, 103-97 (2OT)
12	(1) Alabama State	W, 79-66
16	(1) Jacksonville State	W, 74-67
19	at Belmont	L, 90-69
22	North Carolina A&T	W, 77-56
25	(2) vs. Washington	L, 86-47
26	(2) at UNLV	L, 71-61
30	at Eastern Kentucky	L, 78-59

DECEMBER (0-1)

3	at Missouri	L, 59-56
11	at Indiana State	3:30 p.m.
14	at Saint Mary's	9 p.m.
17	at Detroit Mercy	1 p.m.
21	Ohio	8 p.m.
28	Austin Peay	7 p.m.
31	at Florida Atlantic*	Noon

JANUARY (0-0)

2	at FIU*	6 p.m.
5	Charlotte*	7 p.m.
7	Old Dominion*	5 p.m.
12	at UAB*	7 p.m.
14	at Middle Tennessee*	7 p.m.
21	at Marshall*	5 p.m.
26	UTEP*	7 p.m.
28	UTSA*	3 p.m.

FEBRUARY (0-0)

2	at LA Tech*	7 p.m.
4	at Southern Miss*	4 p.m.
11	Marshall*	5 p.m.
16	Middle Tennessee*	8 p.m.
19	UAB*	1 p.m.
23	at Charlotte*	6 p.m.
25	at Old Dominion*	6 p.m.

MARCH (0-0)

2	North Texas*	7 p.m.
4	Rice*	7 p.m.
8-11	(3) vs. Conference USA Tournament	TBD
	(4) vs. NCAA Tournament	TBD

All times (CT) and subject to change

(*) Conference USA Game

(1) 2016 Global Sports Classic (campus sites)

(2) 2016 Global Sports Classic (Las Vegas, Nev.)

(3) Conference USA Tournament (BJCC, Birmingham, Ala.)

(4) Various Locations

HILLTOPPER

BASKETBALL

2016-17 GAME NOTES

MEDIA CONTACT: Zach Greenwell, Associate Director of Media Relations • zachary.greenwell@wku.edu • (270) 668-4716

SECONDARY CONTACT: Lance Dozier, Media Relations Assistant • lance.dozier962@topper.wku.edu • (507) 993-1898

THE TIP-OFF

WKU Hilltopper Basketball heads into the final stretch of a seven-game road swing with a trip to face Indiana State at 3:30 p.m. CT Sunday in Terre Haute, Ind. The Hilltoppers (3-5) are coming off four straight losses at Missouri, Eastern Kentucky, UNLV and Washington to start the road swing.

This will be the seventh meeting between WKU and Indiana State, with the Hilltoppers leading the all-time series 4-2. WKU won 75-62 last season in Bowling Green. The Sycamores (5-4), led in scoring by junior guard Brenton Scott's 19.8 points per game, are coming off a 72-71 upset win over No. 15 Butler at home Wednesday. WKU head coach Rick Stansbury has never faced Indiana State.

QUICK SHOTS

- Starting Nov. 23, WKU will not play at home for almost a full calendar month. The Hilltoppers play seven straight games on the road or at neutral sites before returning to host Ohio on Dec. 21.
- WKU will travel more than 10,000 miles and play in six different states and three time zones on the road swing.
- This is the most consecutive games away from home for the Hilltoppers since 2007-08, when they played eight in a row away from the end of the regular season to the NCAA Tournament Sweet 16.
- This is the most consecutive regular season games away from home since playing seven straight away from Diddle Arena in the 2002-03 season.
- WKU will go 29 days between home games, the most since going 42 days between home contests from Dec. 11, 1999, to Jan. 22, 2000.
- WKU has made at least one 3-pointer in 914 consecutive games, dating back to March 15, 1987. The 3-point shot was instituted prior to the 1986-87 season.
- Junior Justin Johnson has made 6 of 13 shots from 3-point range this year after netting just one 3-pointer over his first two seasons.
- Graduate senior Pancake Thomas and graduate senior Junior Lomomba are a combined 46 of 57 from the free-throw line. WKU's guards are a combined 78 of 98 (.796) from the charity stripe.
- WKU has made more free throws (128) than its opponents have attempted (104). The Hilltoppers' 31 makes vs. North Carolina A&T were their most since netting 33 vs. Ball State on Feb. 22, 2003.
- WKU has outscored its opponents by two points overall in the first half, but has been outscored by 53 total points in the second half of its eight games. WKU's opponents have made 32 more 3-pointers.
- Pancake Thomas is tied for first in C-USA and is tied for 22nd nationally at 36.1 minutes played per game.
- Pancake Thomas played in his 100th career game at Belmont, while Que Johnson reached the 100-game plateau at Eastern Kentucky. Junior Lomomba (99 games) is one game away from the milestone.
- Justin Johnson needs 242 points this season to become the 49th player in Hilltopper Basketball history to score 1,000 career points.
- Graduate senior Que Johnson needs 50 points to reach 1,000 for his career across his time at Washington State and WKU. Pancake Thomas needs 174 points to reach 1,000 for his career across his time at New Mexico, Hartford and WKU.
- Either Justin Johnson or Que Johnson has led WKU in scoring and rebounding in each game this season.
- Ben Lawson ranks fifth in WKU history with 148 career blocked shots. He's tied for 27th nationally in blocks per game (2.5).
- Head coach Rick Stansbury needs four more wins to reach 300 victories for his career.

LAST GAME AGAINST INDIANA STATE: DECEMBER 13, 2015

Justin Johnson scored 24 points and grabbed 10 rebounds as WKU defeated Indiana State 75-62. Chris Harrison-Docks added 15 points and Marlon Hunter 11 for WKU (5-4). Leading by seven at halftime, the Hilltoppers opened the second half on an 18-5 run to go up 55-35 with 11:44 to go.

WKU HILLTOPPERS

Record	3-5 (0-0 C-USA)
Ranking	NR
NCAA RPI	299
Last Game	L, 59-56 at Missouri
Head Coach	Rick Stansbury
Career Record	296-171 (15th season)
Record at School	3-5 (First season)
Leading Scorer	Q. Johnson (14.4 ppg)
Leading Rebounder	J. Johnson (8.8 rpg)
Leading Assists	J. Lomomba (3.9 apg)

INDIANA STATE SYCAMORES

Record	5-4 (0-0 MVC)
Ranking	NR
NCAA RPI	113
Last Game	W, 72-71 vs. No. 15 Butler
Head Coach	Greg Lansing
Career Record	114-92 (Seventh season)
Record at School	Same
Leading Scorer	B. Scott (19.8 ppg)
Leading Rebounder	B. Scott (5.8 rpg)
Leading Assists	E. Clemons (5.7 apg)

WORKING CREDENTIALS: To request credentials, please contact Zach Greenwell, Associate Director of Media Relations, or Lance Dozier, WKU Media Relations Assistant. All requests should be made as early as possible and should be limited to working press only. Space on the E.A. Diddle Arena press row is limited, and a media/photo work room is available on the ground level just off the arena floor for credentialed media members.

Credentials will be screened and issued on a priority basis, with national publications, daily newspapers, wire services, originating radio and television networks, television tape crews and student newspapers from WKU and the visiting school receiving top priority. Requests from weekly newspapers, internet publications and radio stations that cover WKU and the visiting team will be honored on a space-available basis. Requests for credentials will be reviewed on a case-by-case, year-by-year basis.

The Athletic Communications/Media Relations office has the final authority on whether any individuals from any organization will be issued media credentials. Space will also be made available to professional scouts. Complimentary tickets are not provided to media. Spouses, dates, equipment carriers and non-working members of the media are restricted from press row, sidelines and interview areas.

MEDIA WILL CALL: Credentials may be picked up on gameday at Media Will Call at Entrance 2 of E.A. Diddle Arena. Please be mindful that parking is done by a list and parking passes will not be issued, so please request parking at the same time.

PHOTOGRAPHERS: Credentials for photographers will be issued on the basis of circulation, with priority granted to agencies covering the participating schools on a regular basis. Credentials will not be issued to freelance photographers unless they are employed by a reputable publication or the media relations office of the participating schools. Per NCAA rule, images or likeness of current student-athletes may not be sold, distributed or used for commercial purposes.

RADIO COVERAGE: Radio broadcast permission must be obtained in advance, along with press row reservations, from Zach Greenwell. WKU maintains

courtesy phone lines for schools who can provide reciprocal arrangements for the Hilltopper IMG Sports Network. Other arrangements for installation of broadcast lines, including ISDN lines, should be made well in advance with Greenwell and WKU Telecommunications.

BASELINE AREAS: Access to the baselines is reserved for photographers/videographers. When on the baselines, media must remain outside the team bench areas. This includes during pregame activities. With rare exceptions, a seat on press row will not be issued to media members shooting from the baselines, since a media/photo work room is easily accessible.

RECRUITS: Per NCAA rule, media are not permitted to have contact with a prospect or family members of a prospect during their visit (official or unofficial) to campus, including prospects in attendance at practice or games. Contact includes in-person conversations, phone calls, text messages, emails, social media, etc. Media are also asked to make every effort to keep distance from prospects on campus, including at practice, during pre-game activities on the sidelines and in the stands.

GAMEDAY SERVICES: Members of the media covering the game will be provided with pregame notes for both teams, a media guide and a flipcard. Statistics will be handed out at each media timeout, and a running play-by-play will also be provided following the game. WKU offers live stats for media members through StatBroadcast. Approximately 15 minutes following the completion of the game, a final statistical book will be available. The first run of books will be given directly to the visiting SID to allow for easy departure.

POSTGAME INTERVIEWS: For home games, head coach Rick Stansbury and select players will hold a postgame news conference with the media in the Paul Just Media Center at E.A. Diddle Arena. WKU Athletic Communications/Media Relations representatives will be available to assist in postgame interviews. Interviews with the visiting team can be coordinated with the visiting SID, unless it is predetermined that the visiting team will also come to the media room.

WEEKLY PRESS CONFERENCE: Head coach Rick Stansbury holds a press conference for credentialed media during the week when the team schedule allows, usually on a weekly basis. Select players may also be available at the weekly press conference.

CURRENT WKU STREAKS	
All Games	L4
Last Win: 11/22/16 vs. North Carolina A&T	
At E.A. Diddle Arena	W6
Last Loss: 02/18/16 vs. Old Dominion	
On the Road	L5
Last Win: 02/25/16 at Middle Tennessee	
Neutral Sites	L2
Last Win: 03/10/16 vs. UAB	
vs. Ranked Opponents	L2
Last Win: 01/10/15 vs. #25 Old Dominion	
Nonconference (Home)	W12
Last Loss: 12/20/14 vs. #4 Louisville	
Nonconference (Road/Neutral)	L6
Last Win: 03/10/16 vs. UAB	
Conference USA	W2
Last Loss: 02/27/16 at UAB	
Conference USA (Home)	W3
Last Loss: 02/18/16 vs. Old Dominion	
Conference USA (Road)	L1
Last Win: 02/25/16 at Middle Tennessee	
Games Allowing 75 or Fewer Points	1
Last Miss: 11/30/16 at Eastern Kentucky (78)	
Games with a 15-Point Scorer	0
Last Time: 11/30/16 at Eastern Kentucky	
Games with an Even/Pos. Assist-to-TO Ratio	0
Last Time: 11/26/16 at UNLV	
Games with a 3-Point FG	914
Last Miss: 03/13/87 vs. West Virginia	
When Scoring 80+ Points	W3
Last Loss: 02/13/16 vs. Marshall (93, OT)	
When Scoring 90+ Points	W1
Last Loss: 02/13/16 vs. Marshall (93, OT)	
When Scoring 100+ Points	W4
Last Loss: 01/29/04 vs. La.-Lafayette (110-102)	

2016-17 C-USA STANDINGS

	[---C-USA---]		[--Overall--]	
	W-L	PCT	W-L	PCT
1. Middle Tenn.	0-0	.000	9-1	.900
2. Rice	0-0	.000	6-2	.750
3. Charlotte	0-0	.000	6-3	.667
4. LA Tech	0-0	.000	5-3	.625
Marshall	0-0	.000	5-3	.625
Old Dominion	0-0	.000	5-3	.625
7. North Texas	0-0	.000	5-4	.556
UAB	0-0	.000	5-4	.556
9. Southern Miss	0-0	.000	3-4	.429
10. Florida Atlantic	0-0	.000	3-5	.375
WKU	0-0	.000	3-5	.375
12. FIU	0-0	.000	3-6	.333
13. UTEP	0-0	.000	2-5	.286
14. UTSA	0-0	.000	2-7	.222

2016-17 C-USA PRESEASON

ALL-CONFERENCE USA TEAM

Erik McCree, LA Tech (Senior, F)
 Jon Elmore, Marshall (Junior, G)
 Ryan Taylor, Marshall (Senior, F)
 Giddy Potts, Middle Tennessee (Junior, G)
 Reggie Upshaw Jr., Middle Tennessee (Senior, F)
 Jeremy Combs, North Texas (Junior, F)
 Marcus Evans, Rice (Sophomore, G)
 Chris Cokley, UAB (Junior, F)
 William Lee, UAB (Junior, F)
Justin Johnson, WKU (Junior, F)

COACHES POLL (first-place votes)

1. UAB (10)	5. ODU	9. Rice	13. USM
2. MT (4)	6. UTEP	10. North Texas	14. UTSA
3. WKU	7. LA Tech	11. FIU	
4. Marshall	8. Charlotte	12. Florida Atlantic	

WKU IN 2016-17 C-USA STATISTICS

CATEGORY	TEAM	PLAYERS
Scoring Offense	11th (65.3)	Q. Johnson (13th, 14.4)
Scoring Defense	7th (71.6)	--
Scoring Margin	12th (-6.4)	--
Free Throw %	6th (.727)	Lomomba (12th, .794)
Field Goal %	11th (.404)	N/A
FG% Defense	9th (.429)	--
3-Point FG%	8th (.338)	Q. Johnson (12th, .362)
3-Point FG Made	9th (5.8)	Q. Johnson (t-9th, 2.1)
3-Pt. FG% Defense	12th (.384)	--
Reb. Offense	11th (35.1)	J. Johnson (5th, 8.8)
Reb. Defense	10th (37.6)	--
Reb. Margin	12th (-2.5)	--
Offensive Rebs.	14th (7.9)	Waters/J. Johnson (t-9th, 2.1)
Defensive Rebs.	6th (27.3)	J. Johnson (4th, 6.6)
Blocked Shots	t-3rd (4.4)	Lawson (2nd, 2.5)
Assists	12th (10.6)	Lomomba (11th, 3.9)
Steals	13th (4.6)	Q. Johnson (t-11th, 1.4)
TO Margin	8th (-1.5)	--
A/TO Ratio	10th (0.77)	Lomomba (t-13th, 1.2)
Minutes Played	--	Thomas (t-1st, 36.1)

TEAM ROSTER

NO	NAME	POS	HT	WT	YR	EXP	HOMETOWN (PREVIOUS SCHOOL)
00	Jabari McGhee	F	6-7	205	r-So.	TR	Albany, Ga. (Univ. of Tennessee)
1	Tobias Howard	G	6-2	185	Fr.	HS	Lithonia, Ga. (DME Academy)
3	Damari Parris	G	6-0	160	Fr.	HS	Bowie, Md. (Evelyn Mack Academy)
5	Junior Lomomba	G	6-5	205	r-Sr.	TR	Montreal, Quebec (Providence)
12	Pancake Thomas	G	6-4	195	r-Sr.	FR	Baton Rouge, La. (Hartford)
14	Ben Lawson	F	7-1	235	Sr.	3L	Hitchin, England (Oaklands College)
15	Tyler Miller	G	6-4	185	Jr.	TR	Louisville, Ky. (Marshalltown Community College)
21	Marko Stajkovski	G	6-7	195	Fr.	HS	Novi Sad, Serbia (E-Gimnazija Novi Sad)
23	Justin Johnson	F	6-7	240	Jr.	2L	Hazard, Ky. (Perry County Central HS)
24	Willie Carmichael	F	6-8	210	r-So.	TR	Apopka, Fla. (Univ. of Tennessee)
32	Que Johnson	G	6-6	205	r-Sr.	TR	Pontiac, Mich. (Washington State)
42	Anton Waters	F	6-7	245	Sr.	1L	Baltimore, Md. (Gulf Coast State College)
43	Marty Leahy	G	6-5	210	Fr.	HS	Brisbane, Australia (Ipswich Grammar)
	Lamonte Bearden	G	6-3	160	Jr.	TR	Milwaukee, Wis. (University at Buffalo)

PRONUNCIATION GUIDE

NAME	PRONUNCIATION
Marty Leahy	LAY
Junior Lomomba	luh-MOM-buh
Jabari McGhee	juh-BAR-ee
Damari Parris	duh-MAR-ee
Marko Stajkovski	sty-CAHV-ski
Anton Waters	ann-TAWN
Shammond Williams	shuh-MOND
Quannas White	kuh-WAHN-us

COACHING AND SUPPORT STAFF

POSITION	NAME	ALMA MATER (YEAR)	YEAR IN ROLE
Head Coach	Rick Stansbury	Campbellsville (1981)	First Season
Assistant Coach	Chris Cheeks	VCU (1990)	First Season
Assistant Coach	Shammond Williams	North Carolina (1998)	First Season
Assistant Coach	Quannas White	Oklahoma (2003)	First Season
Director of Basketball Operations	Talvis Franklin	Mississippi State (2007)	First Season
Associate Director of Basketball Ops	Martin Cross	WKU (2015)	First Season
Video Coordinator	Mark Martin	Texas A&M (2012)	First Season
Academic Coordinator	William Monts	Clemson (2006)	First Season
Graduate Assistant Manager	Ben Hansbrough	Notre Dame (2011)	First Season
Strength and Conditioning Coach	Duane Hall	WKU (1996)	Third Season
Athletic Trainer	Mike Gaddie	Murray State (1992)	17th Season
Program Manager	Erien Watson	Mississippi State (2009)	First Season



Head Coach
Rick Stansbury



Assistant Coach
Chris Cheeks




Assistant Coach
Shammond Williams




Assistant Coach
Quannas White



Director of Ops
Talvis Franklin



Assoc. Dir. of Ops
Martin Cross



Video Coordinator
Mark Martin




Academic Coord.
William Monts



Grad. Ast. Manager
Ben Hansbrough



Strength Coach
Duane Hall



Athletic Trainer
Mike Gaddie



Program Manager
Erien Watson

THE LAST TIME OUT

COLUMBIA, Mo. (AP) — Frankie Hughes had 18 points and four rebounds as Missouri narrowly escaped Western Kentucky in a 59-56 victory Saturday. The Tigers (4-3) held a 10-point lead near the 12-minute mark, but the Hilltoppers (3-5) whittled it away, mounting a 14-5 run while Missouri missed its final eight field goal attempts. Pancake Thomas missed a 3-pointer with :04 seconds remaining and Missouri guard Cullen VanLeer secured the rebound before being fouled. He sank two free-throw attempts to extend the Tigers' one-point lead before the Hilltoppers' last-second half-court attempt fell short. Justin Johnson led the Hilltoppers with 14 points and five rebounds, and Que Johnson added 12 points.

NOTES ON THE PROGRAM

BOUND FOR THE BAHAMAS

The Hilltoppers will be part of the eight-team field for the 2017 Battle 4 Atlantis, which was announced in November during the championship game for this year's event. 2016 national champion Villanova, Arizona, Purdue, North Carolina State, Tennessee, SMU and Northern Iowa join WKU in the star-studded field. The eight teams in the field have won a combined five national championships and reached a combined 16 Final Fours, as well as a combined 76 Sweet Sixteen berths. WKU, Arizona, Villanova, Purdue and NC State are all within the top 26 in NCAA history for all-time wins.

WKU PICKS UP THREE PIECES IN TOP-25 SIGNING CLASS

The Hilltoppers added three standout prospects during the early signing period, giving WKU a consensus top-15 signing class. WKU received national letters of intent from five-star center Mitchell Robinson, four-star guard Josh Anderson and three-star guard Taveion Hollingsworth. The newest Hilltoppers give WKU its first top-25 signing class in the modern era. With the trio, the Hilltoppers' haul is currently ranked seventh by Rivals, 10th by Scout, and 12th by 247Sports.

TOPS SIGN ELITE BIG MAN ROBINSON

WKU put the cherry on top of its early signing haul with the signing of five-star prospect Mitchell Robinson (7-0, Center). Robinson, out of Chalmette (La.) High School, is far and away the highest-ranked signee for the Hilltoppers since the beginning of the modern recruiting services. The big man is a consensus five-star recruit across all outlets and is ranked as the No. 4 prospect nationally in the 2017 class by 247Sports and No. 6 by both Rivals and Scout. Robinson is also the highest-ranked recruit ever signed by head coach Rick Stansbury, who produced five top-20 signing classes in a nine-year stretch during his 14-year tenure at the helm at Mississippi State. Robinson heads to WKU with a reputation as a defensive force. He averaged 20.9 points, 13.6 rebounds, 8.1 blocks and 2.0 steals per game last season as a junior for Chalmette High School while shooting 69 percent from the floor.

HILLTOPPERS LAND FOUR-STAR GUARD ANDERSON

The Hilltoppers added to their 2017 recruiting haul with the signing of four-star prospect Josh Anderson (6-4, Guard) to a national letter of intent in the 2017 recruiting class. Anderson, out of Madison Prep Academy in Baton Rouge, La., is a consensus four-star recruit across all outlets and is ranked as the No. 43 player nationally in the 2017 class by Rivals, No. 50 by Scout and No. 52 by 247Sports. Anderson helped Madison Prep to its third state championship in four years last season. He averaged 18.1 points, 5.8 assists and 4.6 rebounds per game as a junior as Madison Prep won its second straight title and appeared in its third straight state championship game.

WKU ADDS BLUEGRASS-BORN HOLLINGSWORTH

The Hilltoppers hauled in their first piece in the 2017 recruiting class in the early signing period with the addition of three-star prospect Taveion Hollingsworth (6-2, Guard) via national letter of intent. Hollingsworth, an in-state product out of Paul Laurence Dunbar High School in Lexington, is a consensus three-star recruit across all outlets and is a front-runner for Kentucky's 2017 Mr. Basketball award. A proven winner with Bluegrass roots, Hollingsworth was named the KHSAA Sweet 16 MVP last year while leading Dunbar to a 33-6 record and its first state title.

NEW-LOOK ROSTER

WKU's 2016-17 roster, which has nine newcomers, represents seven states — Florida, Georgia, Kentucky, Louisiana, Maryland, Michigan and Wisconsin — as well

as four other countries — Australia, Canada, England and Serbia. With many new faces on the roster, WKU returns 31 percent of its scoring, 39 percent of its rebounding and 14 percent of its assists from the 2015-16 campaign.

POSTSEASON PLAY

WKU has advanced to the semifinals of its league tournament in 11 of the last 12 seasons, including a run to the 2016 Conference USA Tournament semifinals. The team is 21-5 with four championships in the last nine conference tournaments overall. WKU's 23 NCAA Tournament appearances are six more than the next closest Conference USA school (UTEP, 17), and one more than the eight league schools with the fewest appearances combined (LA Tech, 5; Marshall, 5; Rice, 4; North Texas, 3; Southern Miss, 3; FIU, 1; Florida Atlantic, 1; UTSA, 0).

PROGRAM PRESTIGE

Entering 2016-17, WKU ranks third in NCAA history in regular-season league titles (42), ninth in all-time winning percentage (.663) and is tied for 16th in all-time victories (1,737). WKU, Middle Tennessee and LA Tech are the only schools in Conference USA to win 20 or more games in at least three of the last four seasons. WKU's 43 20-win seasons are the seventh-most in NCAA history.

FRIENDLY CONFINES

WKU is 52-15 (.776) at E.A. Diddle Arena over the last four-plus seasons after going 27-17 (.614) in the three seasons prior. The Hilltoppers are 576-162 all-time at Diddle Arena for a .780 winning percentage.

CONFERENCE USA PRESEASON

Justin Johnson was named to the 2016-17 Conference USA Men's Basketball Preseason All-Conference Team, while WKU was picked to finish third in the league. Johnson, a 6-foot-7 junior forward from Hazard, Ky., is WKU's first preseason all-conference selection since George Fant and T.J. Price both made the list in the Hilltoppers' inaugural season in C-USA in 2014-15. Third is the highest the Hilltoppers have been picked to finish as a team since they joined C-USA, and it's their highest projection overall since being tabbed to win the Sun Belt Conference before the 2013-14 campaign.

NOTES ON THE HILLTOPPERS

JUSTIN JOHNSON'S GOOD WORKS

Junior forward Justin Johnson was named a 2017 Allstate NABC Good Works Team nominee in November. The Allstate NABC Good Works Team recognizes players at all levels of college basketball whose charitable involvement and altruistic acts stand out amongst all other student-athletes participating in the sport. Johnson, a Hazard, Ky., native, has been active in the community since he arrived on The Hill. The standout post player has made mission trips to China and Belize the last two summers with the Sports Reach program, and he's also volunteered at Bowling Green Retirement Village and the Boys & Girls Club.

JUNIOR LOMOMBA ON POINT

Graduate senior Junior Lomomba continued to settle into his new role as a point guard with a career-high seven assists in WKU's victory over Jacksonville State. Lomomba's 29 points in the preseason win over Kentucky Wesleyan were the most by a Hilltopper in an exhibition since Juan Pattillo scored 31 against Campbellsville on Nov. 5, 2010.

ANTON WATERS STEPS UP

With depth sorely needed in the post, senior forward Anton Waters has stepped up for the Hilltoppers. Waters has matched or set a new career high for rebounds three times this season, including 10 boards against Washington. He's averaging 7.1 points and 5.6 rebounds per outing.

BEN LAWSON'S BLOCK PARTY

Senior forward Ben Lawson ranks fifth in WKU history with 148 career blocked shots. His 66 blocks in 2015-16 were the seventh-most in a season in Hilltopper history. Lawson joins Jeremy Evans, Elgrace Wilborn and Chris Marcus as Hilltoppers with at least 50 blocks in multiple seasons.

GRADUATE TRANSFERS

On a team in need of backcourt help, graduate transfer guards Que Johnson (Washington State), Junior Lomomba (Providence) and Pancake Thomas (Hart-

ford) will provide valuable experience this year. The trio had played in 281 combined games and scored a combined 1,954 points over their college careers, while Lomomba helped the Friars to the NCAA Tournament the last two seasons. Thomas reached the NCAA Tournament in his first two seasons at New Mexico before transferring to Hartford.

TENNESSEE TRANSFERS

WKU adds the services of two transfers from the University of Tennessee, forwards Willie Carmichael and Jabari McGhee. Carmichael, who played in all 32 UT games as a freshman in 2014-15 and averaged three points and 2.3 rebounds in 14.8 minutes per game, will be eligible to start the 2016-17 season. McGhee will be eligible midway through the season.

LAMONTE BEARDEN

Buffalo transfer guard Lamonte Bearden will sit out this season, but he also offers WKU postseason experience. Bearden was a starter on the Bulls' NCAA Tournament teams the last two seasons.

NOTES ON THE COACHING STAFF

STANSBURY BACK AT THE HELM

Among the 40-plus Division I men's basketball coaching hires over the offseason, Rick Stansbury ranked fifth with 293 career Division I wins. Among those new Division I hires across the country, Stansbury was also tied for fifth in NCAA Tournament appearances with six.

HOME-COURT ADVANTAGE

Stansbury's teams have been outstanding on their own turf, boasting a winning percentage at home of better than 80 percent during his 15 seasons at the helm at Mississippi State and WKU.

TOURNAMENT TIME

In Stansbury's 30 previous seasons as a head coach or assistant coach, his teams have gone to the postseason 18 times, with top-five seeds in the NCAA Tournament six times. The Bulldogs reached the postseason 11 times in Stansbury's 14 seasons as a head coach at Mississippi State.

CHAMPIONSHIP MINDSET

During Stansbury's final 10 years leading Mississippi State, only Kentucky won more SEC championships than his eight, and over his entire 14-year run at the helm, only Kentucky and Florida won more games. His 293 career victories are the 10th-most in SEC history.

ACADEMIC SUCCESS

During Stansbury's time as a head coach at Mississippi State, only Vanderbilt had a higher graduation rate in the SEC, and the Bulldogs were third in the SEC with 41 academic honorees in 14 years.

FILLING THE STANDS

Of the top 30 games for attendance in MSU history, 26 came during Stansbury's run as head coach, including all of the top 10.

FAMILY TRADITION

Stansbury's connection to The Hill goes back well before his hiring as head coach to his great uncle, Edgar B. Stansbury, a 1994 WKU Athletics Hall of Famer as a three-sport athlete (baseball, basketball, football), football assistant coach under W.L. "Gander" Terry, and Director of Athletics in 1946 after serving his country in World War II. The concourse inside E.A. Diddle Arena is named in E.B. Stansbury's honor.

QUICK START

Rick Stansbury is the first Hilltopper coach to start his first season 2-0 since Murray Arnold in the 1986-87 campaign, and just the third since 1922, joining Arnold and E.A. Diddle.

ASSISTANTS' WINNING PEDIGREE

WKU's three assistants – Chris Cheeks (VCU), Shammond Williams (North Carolina) and Quannas White (Oklahoma) – reached a combined four Final Fours and scored 3,286 career points between them at the Division I level as players.

NOTES ON THE SCHEDULE

CONFERENCE USA SLATE

Home games against six of the top seven finishers in C-USA last season highlight the conference slate. The Hilltoppers will play home-and-home series with four of the top five finishers in C-USA last season – UAB, Middle Tennessee, Old Dominion and Marshall. The 18-game conference slate also includes a home-and-home series with Charlotte and single games against the other eight teams in the league.

NONCONFERENCE SCHEDULE

WKU welcomes Austin Peay, Ohio, North Carolina A&T, Alabama State and Jacksonville State to E.A. Diddle Arena in nonconference contests as the program enters a new era under Rick Stansbury. The Hilltoppers will be well-tested on the road with trips to regional rivals Belmont, Eastern Kentucky and Indiana State, as well as Saint Mary's (Calif.), Detroit and SEC foe Missouri. They will also play two games in the Global Sports Classic in Las Vegas, starting against Washington on the day after Thanksgiving. The Hilltoppers will then square off with either UNLV or TCU.

NUMBERS OF NOTE

WINS AGAINST RANKED TEAMS SINCE 1985-86

WKU has notched 11 wins against ranked opponents since the 1985-86 season, with three at E.A. Diddle Arena, three on the road and five at neutral sites.

WKU's Wins Against Ranked Opponents since 1985-86

- 12/07/85: (W) 71-58 vs. #19 Auburn at E.A. Diddle Arena
- 01/16/86: (W) 75-72 (OT) at #12 UAB
- 01/25/86: (W) 81-75 vs. #18 UAB at E.A. Diddle Arena
- 02/16/93: (W) 78-77 at #22 Louisville
- 03/08/93: (W) 72-63 vs. #13 New Orleans in SBC Tourn. in Biloxi, Miss.
- 03/20/93: (W) 72-68 vs. #6 Seton Hall in NCAA Tourn. in Orlando, Fla.
- 11/15/01: (W) 64-52 at #4 Kentucky
- 03/21/08: (W) 101-99 (OT) vs. #14 Drake in NCAA Tourn. in Tampa, Fla.
- 11/30/08: (W) 68-54 vs. #3 Louisville in Nashville, Tenn.
- 12/11/09: (W) 76-69 vs. #24 Vanderbilt in Nashville, Tenn.
- 01/10/15: (W) 72-65 vs. #25 Old Dominion at E.A. Diddle Arena

TOP E.A. DIDDLE ARENA ATTENDANCES SINCE 2002-03

Since the 2002-03 season, after E.A. Diddle Arena underwent its renovation to its current capacity of 7,326, the Hilltoppers have played in front of 16 home crowds of at least 7,000 people. A standing room only crowd of 7,598 was on-hand on Dec. 20, 2014, to see WKU face No. 4 Louisville, which became the largest non-conference crowd since the renovation, and 7,119 were at E.A. Diddle Arena for Senior Night on Feb. 28, 2015.

Games of At Least 7,000 at E.A. Diddle Arena since Capacity Went to 7,326

1. 8,118 - 03/11/03 - W, 64-52 vs. Middle Tennessee - SBC Tournament
2. 7,718 - 02/21/08 - L, 69-64 vs. South Alabama
3. 7,598 - 12/20/14 - L, 76-67 vs. #4 Louisville
4. 7,523 - 12/30/13 - L, 79-74 vs. Ole Miss
5. 7,412 - 03/01/03 - W, 89-75 vs. Middle Tennessee
6. 7,336 - 11/26/05 - L, 69-65 vs. Georgia
7. 7,328 - 11/29/03 - L, 81-75 vs. Mississippi State
8. 7,326 - 01/26/06 - W, 94-81 vs. Louisiana-Lafayette
- 7,326 - 02/18/06 - W, 79-58 vs. Northern Arizona
- 7,326 - 02/25/06 - W, 80-65 vs. FIU
- 7,326 - 12/22/10 - L, 114-82 vs. #25 Louisville
- 7,326 - 02/25/12 - W, 73-67 vs. Middle Tennessee
- 7,326 - 03/02/13 - L, 70-62 vs. Middle Tennessee
14. 7,119 - 02/28/15 - W, 77-61 vs. FIU
15. 7,117 - 02/21/09 - W, 79-66 vs. FIU
16. 7,089 - 12/09/06 - L, 75-70 vs. Southern Illinois
17. 7,086 - 12/02/08 - W, 67-63 vs. Georgia

MISCELLANEOUS STATS

10+ POINT GAMES

	2016-17	CAREER (WKU)
Que Johnson	8	8
Justin Johnson	6	36
Pancake Thomas	5	5
Anton Waters	2	5
Ben Lawson	1	11
Junior Lomomba	2	2

20+ POINT GAMES

Justin Johnson	0	7
----------------	---	---

10+ REBOUND GAMES

Justin Johnson	4	14
Anton Waters	1	1
Ben Lawson	0	3

DOUBLE-DOUBLES

Justin Johnson	3	13
Anton Waters	1	1

GAMES LED WKU IN SCORING

Justin Johnson	4	18
Que Johnson	4	4

GAMES LED WKU IN REBOUNDING

Justin Johnson	6	30
Que Johnson	2	2
Ben Lawson	0	6
Anton Waters	0	2

GAMES LED WKU IN ASSISTS

Junior Lomomba	5	5
Pancake Thomas	2	2
Justin Johnson	1	4
Que Johnson	1	1
Damari Parris	1	1
Ben Lawson	0	1

GAMES LED WKU IN BLOCKED SHOTS

Ben Lawson	8	57
Justin Johnson	3	15
Que Johnson	2	2
Anton Waters	1	6
Junior Lomomba	1	1

GAMES LED WKU IN STEALS

Que Johnson	4	4
Pancake Thomas	3	3
Damari Parris	1	1
Marty Leahy	1	1
Tyler Miller	1	1
Tobias Howard	1	1
Justin Johnson	0	11
Ben Lawson	0	8
Anton Waters	0	1

WKU BY SITUATION

CATEGORY	2013-14	2014-15	2015-16	2016-17	ALL
All games	20-12	20-12	18-16	3-5	61-45
Conference games	12-6	12-6	8-10	0-0	32-22
Nonconference games	8-6	8-6	10-6	3-5	29-23
Home	13-4	13-3	12-4	3-0	41-11
Away	7-7	5-8	3-9	0-4	15-28
Neutral site	0-1	2-1	3-3	0-1	5-6
Televised games	16-10	17-10	13-14	2-2	48-36
vs. Ranked opponents	0-2	1-1	0-2	0-0	1-5
vs. Unranked opponents	20-10	19-11	18-14	3-5	60-40
Winning the tip	8-3	8-6	12-7	3-2	31-18
Losing the tip	12-9	12-6	6-9	0-3	30-27
Scoring first	12-4	10-8	15-10	2-1	39-23
Opponent scores first	8-8	10-4	3-6	1-4	22-22
Leading at halftime	15-2	14-2	14-5	2-1	45-10
Trailing at halftime	4-10	3-9	4-10	0-4	11-33
Tied at halftime	1-0	3-1	0-1	1-0	5-2
Leading with 5:00 to play	14-2	15-2	17-6	3-0	49-10
Trailing with 5:00 to play	6-10	2-10	1-10	0-5	9-35
Tied with 5:00 to play	0-0	3-0	0-0	0-0	3-0
In overtime	1-1	3-0	2-3	0-0	6-4
Games decided by ≤3 pts.	6-1	3-3	2-5	0-1	11-10
Games decided by 4-10 pts.	10-6	10-5	9-6	1-1	30-18
Games decided by 11+ pts.	4-5	7-4	7-5	2-3	20-17
Shooting 50% or higher	4-1	2-1	10-1	0-0	16-3
Shooting 40-49%	13-2	15-6	7-11	3-3	38-21
Shooting less than 40%	3-9	3-5	1-4	0-2	7-20
Opp. shooting 50% or higher	2-3	0-3	2-9	0-1	4-16
Opp. shooting 40-49%	12-7	10-7	9-6	2-2	33-22
Opp. shooting less than 40%	6-2	10-2	7-1	1-2	24-7
Make more 3FG than opp.	11-9	14-4	4-4	1-0	30-17
Make fewer 3FG than opp.	7-3	4-4	8-12	1-5	20-24
3FG made are even	2-0	2-4	6-0	1-0	11-4
Attempt more FT than opp.	14-3	14-2	13-11	3-3	65-25
Attempt fewer FT than opp.	6-8	4-9	5-5	0-2	23-38
FT attempts are even	0-1	2-1	0-0	0-0	4-5
More rebounds than opp.	16-6	14-5	16-11	3-0	44-22
Fewer rebounds than opp.	2-5	5-7	2-5	0-4	9-21
Rebounds are even	2-1	1-0	0-0	0-1	3-2
More assists than opp.	11-4	18-3	13-1	2-1	44-9
Fewer assists than opp.	7-6	2-9	3-14	1-4	13-33
Assists are even	2-2	0-0	2-1	0-0	4-3
Commit more TOs than opp.	7-9	6-9	14-12	2-3	29-33
Commit fewer TOs than opp.	12-2	11-3	3-2	1-1	27-8
Turnovers are even	1-1	3-0	1-2	0-1	5-4
Scoring 100+ points	1-0	1-0	0-0	0-0	2-0
Scoring 90-99 points	0-0	0-0	3-1	0-0	3-1
Scoring 80-89 points	2-1	6-2	7-2	0-0	15-5
Scoring 70-79 points	7-3	8-0	5-7	3-0	23-10
Scoring 60-69 points	7-4	4-6	2-4	0-2	13-16
Scoring fewer than 60 points	3-4	1-4	1-2	0-3	5-13
Allowing 100+ points	0-0	0-0	0-0	0-0	0-0
Allowing 90-99 points	0-0	0-1	1-5	0-1	1-7
Allowing 80-89 points	0-2	2-1	2-5	0-1	4-9
Allowing 70-79 points	6-8	3-6	8-3	0-2	17-19
Allowing 60-69 points	7-2	9-3	6-2	2-0	24-7
Allowing fewer than 60 pts.	7-0	6-1	1-1	1-1	15-3
Following a win	11-9	13-7	6-12	1-2	31-30
Following a loss	9-3	7-5	12-4	2-3	30-14
More bench points than opp.	14-10	10-3	15-12	2-1	41-26
Fewer bench pts. than opp.	6-2	10-9	3-4	1-4	20-19
Bench points are even	0-0	0-0	0-0	0-0	0-0
in November	4-2	2-3	3-3	3-4	12-11
in December	4-3	5-2	5-2	0-1	14-8
in January	6-2	8-1	3-6	0-0	17-9
in February	5-2	3-4	3-4	0-0	11-10
in March	1-3	2-2	4-1	0-0	7-6
on Monday	0-3	1-0	1-1	0-0	2-4
on Tuesday	0-2	0-2	3-0	1-0	4-4
on Wednesday	1-0	3-0	2-2	1-1	7-3
on Thursday	7-2	7-3	5-4	0-0	19-9
on Friday	0-0	0-0	0-1	0-1	0-2
on Saturday	12-5	8-6	6-7	1-3	27-21
on Sunday	0-0	1-1	1-1	0-0	2-2

THE LAST TIME IT HAPPENED

A WKU TEAM:

Was ranked	2007-08
Final Associated Press Poll (No. 22)	
Received votes in a national poll	11/13/09
Associated Press Preseason Top 25	
Played a ranked team	12/19/15
(L) 79-56 at #16 Louisville	
Beat a ranked team	01/10/15
(W) 72-65 vs. #25 Old Dominion	
Won 10+ straight	01/10/08 - 02/16/08 (11)
Won 15+ straight	01/03/02 - 03/05/02 (15)
Won 20+ straight	12/03/66 - 02/20/67 (21)
Lost 5+ straight	12/31/11 - 01/15/12 (5)
Scored 100 pts	12/29/14
(W) 104-62 vs. Alice Lloyd (Ky.) College	
Scored 100 pts on the road	02/22/01
(W) 100-60 at Arkansas State	
Scored 100 pts and lost	01/29/04
(L) 110-102 vs. Louisiana-Lafayette	
Allowed 100 pts	12/22/10
(L) 114-82 vs. #25 Louisville	
Allowed 100 pts at home	12/22/10
(L) 114-82 vs. #25 Louisville	
Allowed 100 pts and won	12/03/73
(W) 102-100 at Arkansas	
Scored fewer than 50 pts	11/25/16
(L) 86-47 vs. Washington	
Allowed fewer than 50 pts	12/27/14
(W) 89-42 vs. Brescia (Ky.)	
Back-to-back 20-point wins	2010
11/12/10 • (W) 98-70 at Saint Joseph's	
11/15/10 • (W) 83-61 vs. Alabama A&M	
30-point win	12/28/13
(W) 103-65 vs. Brescia (Ky.)	
Back-to-back 30-point wins	2001
12/15/01 • (W) 103-40 vs. West Alabama	
12/19/01 • (W) 95-61 vs. Creighton	
40-point win	12/29/14
(W) 104-62 vs. Alice Lloyd (Ky.) College	
Back-to-back 40-point wins	2014
12/27/14 • (W) 89-42 vs. Brescia (Ky.)	
12/29/14 • (W) 104-62 vs. Alice Lloyd (Ky.) College	
50-point win	01/03/04
(W) 107-52 vs. Kentucky State	
60-point win	12/15/01
(W) 103-40 vs. West Alabama	
30-point loss	11/25/16
(L) 86-47 vs. Washington	
Played in OT game	03/05/16
(W) 96-90 (OT) vs. LA Tech	
Played in a 2OT game	01/18/14
(W) 82-77 (2OT) vs. Arkansas State	
Played in a 3OT game	01/19/84
(L) 76-74 (3OT) vs. Jacksonville	
Played in back-to-back OT games	2016
02/06/16 • (L) 93-89 (OT) at UTEP	
02/13/16 • (L) 96-93 (OT) vs. Marshall	
Won on "last second" shot	02/08/14
(W) 79-78 at UALR	
Trency Jackson hit a 28-footer with 0:00.0 left in regulation	
Lost on "last second" shot	03/21/09
(L) 83-81 in NCAA Tournament vs. #10 Gonzaga	
Demetri Goodson hit 6-footer at 0:00.9	
Had 5 players in double figures	03/10/16
(W) 88-77 vs. UAB	
Had 6 players in double figures	01/29/05
(W) 77-75 at New Mexico State	
Had 7 players in double figures	11/24/01
(W) 101-77 vs. Murray State	
Had 8 players in double figures	12/08/93
(W) 129-91 vs. North Florida	
Had 2 double-figure rebounders	11/25/16
Justin Johnson (11) and Anton Waters (10) vs. Washington	

Had two 20-point scorers	02/06/16
Fredrick Edmond (24) and Aaron Cosby (22) at UTEP	
Had three 20-point scorers	11/13/07
(W) 88-67 vs. Kentucky Wesleyan	
Had 10+ 3FGs	03/11/16
10-of-24 3FG vs. Old Dominion	
Held opponent under 35.0% shooting	11/24/15
30.7% (23-for-75) vs. Central Michigan	
Committed fewer than 10 TOs	03/11/16
4 vs. Old Dominion	
Committed fewer than 5 TOs	03/11/16
4 vs. Old Dominion	
Committed 25+ TOs	11/18/14
25 at Minnesota	
Forced 25+ TOs	11/10/12
26 at Southern Miss	
Shot 60% from the field	11/12/10
60.9% at St. Joseph's	
Shot 70% from the field	02/24/84
71.1% vs. UAB	
Shot 90% from FT line (min. 10)	01/23/16
93.3% (14-of-15) at Charlotte	

A WKU INDIVIDUAL:

Scored 25 pts	03/05/16
Aaron Cosby (34) vs. LA Tech	
Scored 30 pts	03/05/16
Aaron Cosby (34) vs. LA Tech	
Scored 40 pts	01/29/04
Anthony Winchester (40) vs. Louisiana-Lafayette	
Scored 50 pts	01/30/65
Clem Haskins (55) vs. Middle Tennessee	
Had 15 rebounds	11/14/15
Justin Johnson (15) vs. Campbellsville (Ky.)	
Had 20 rebounds	11/25/00
Chris Marcus (21) vs. Tennessee State	
Had 25 rebounds	03/07/72
Granville Bunton (27) at Morehead State	
Had 20 pts and 10 rebs	02/06/16
Fredrick Edmond (24 pts, 14 rebs) and Justin Johnson (15 pts, 12 rebs) at UTEP	
Had 10 assists	02/24/11
Jamal Crook (10) vs. FIU	
Had 5 blocks	11/25/16
Ben Lawson (5) vs. Washington	
Had 5 steals	12/28/15
Marlon Hunter (6) vs. Brescia (Ky.)	
Had a double-double	11/26/16
Justin Johnson (10 pts, 10 rebs) vs. UNLV	
Two players had a double-double	02/06/16
Fredrick Edmond (24 pts, 14 rebs) and Justin Johnson (15 pts, 12 rebs) at UTEP	
Had a triple-double	01/01/09
Orlando Mendez-Valdez (18 pts, 12 asts, 10 rebs) vs. Troy	

AN OPPOSING INDIVIDUAL:

Scored 30 pts	03/13/16
Trey Freeman, Old Dominion (42)	
Scored 40 pts	03/13/16
Trey Freeman, Old Dominion (42)	
Had 15 rebounds	11/21/15
Jameel Warney, Stony Brook (16)	
Had 20 rebounds	12/07/03
Cuthbert Victor, Murray State (20)	
Had 20 pts and 10 rebs	11/19/16
Evan Bradds, Belmont (26 pts, 14 rebs)	
Had 10 assists	11/25/16
Markelle Fultz, Washington (10)	
Had a double-double	11/19/16
Evan Bradds, Belmont (26 pts, 14 rebs)	



HEAD COACH RICK STANSBURY

CAREER RECORD: 296-171 (15TH SEASON)

RECORD AT WKU: FIRST SEASON

With 296 career wins and 11 postseason trips as a head coach to his credit, Rick Stansbury is the 15th head men's basketball coach at Western Kentucky University.

Stansbury, a Battletown, Ky., native and Campbellsville University Class of 2003 Hall of Famer, came to The Hill following two years at 2015-16 Southeastern Conference regular season champion Texas A&M, which included a run to the 2016 NCAA Sweet 16. In his 30 seasons as a head coach or an assistant coach, Stansbury's teams have gone to the postseason 18 times, with Top 5 seeds in the NCAA Tournament in 2016 (3), 2004 (2), 2003 (5), 2002 (3), 1996 (5) and 1995 (5) and in the NIT in 2012 (4), 2010 (1), and 2007 (1).

The veteran head coach made his name over a 22-year run at Mississippi State, including the final 14 as head coach (1999-2012), where he compiled a career record of 293-166 (.638), led the Bulldogs to the postseason 11 times – with six NCAA appearances – and became Mississippi State's all-time wins leader in the process.

In his two seasons in College Station, working for head coach Billy Kennedy, Stansbury helped the Aggie coaching staff sign a consensus top-10 recruiting class, a class regarded as one of the best in school history, in 2015. This past season, with Stansbury serving as associate head coach, the Aggies set a school record for wins with 28 after a 21-12 campaign and third place SEC finish in his first season. Texas A&M's run to the Sweet 16 was the deepest the Aggies have advanced in the tournament in program history.

During Stansbury's final 10 years leading Mississippi State, only Kentucky won more SEC championships than his eight, and over his entire 14-year run at the helm, only Kentucky and Florida won more games. His 293 career victories are the 10th-most in SEC history. The Bulldogs won the SEC tournament in 2002 and 2009, the overall SEC championship in 2004 and dominated the league's Western Division during Stansbury's tenure, winning the side in 2003, 2004, 2007, 2008 and 2010.

His teams were also postseason regulars, appearing in the NCAA Tournament or NIT 11 of his 14 seasons as MSU's head coach including trips to the NCAA Tournament in four consecutive seasons (2002-2005) and consecutive appearances in 2008 and 2009 with NIT trips in 1999, 2001, 2007, 2010 and 2012. Including his time as an assistant, Mississippi State went to the postseason 15 times in 22 seasons.

Seven Bulldogs earned All-America honors, 23 were named All-SEC (11 first teamers), and he posted 20 or more wins in 10 seasons during his 14-year run as head coach. Prior to Stansbury taking over as head coach, MSU had just seven postseason tournament appearances and won at least 20 games just seven times in the school's previous 86 years of basketball competition.

Stansbury is, in every essence of the word, a winner.

THE STANSBURY FILE

PERSONAL

Born: Dec. 23, 1959

Hometown: Battletown, Ky.

Wife: Meo **Children:** Isaac, Noah, Luke

COACHING CAREER

1981-82: Campbellsville (student assistant)

1983-84: Cumberland (graduate assistant)

1985-90: Austin Peay (assistant coach)

1990-94: Mississippi State (assistant coach)

1994-98: Mississippi State (assoc. head coach)

1998-2012: Mississippi State (head coach)

2014-15: Texas A&M (assistant coach)

2015-16: Texas A&M (associate head coach)

2016-17: WKU (head coach)

Off the court, Stansbury's program graduated players at a rate never before seen at Mississippi State. Over his time as head coach, only Vanderbilt had a higher graduation rate in the SEC, and the Bulldogs were third in the SEC with 41 academic honorees in 14 years. Fans also came out in droves in Starkville to watch Stansbury's Bulldogs play. Of the Top 30 most attended games in MSU history, 26 came during Stansbury's run as head coach, including all of the Top 10. He was the only coach in MSU history to average more than 10,000 fans per game in SEC play (2003-04/10,209), and his Bulldogs played in front of an average of over 7,000 fans per night in six of his 14 seasons as head coach.

Stansbury also brings to The Hill a national reputation of success as evidenced by his 2004 SEC Associated Press Coach of the Year, finalist for National Coach of the Year, and District 17 NABC Coach of the Year awards. During the 2003-04 season, Stansbury's Bulldogs ranked as high as No. 4 in the AP poll and finished No. 8 that year, their third consecutive Top 25 finish in the final AP poll. As a recruiter, Stansbury is no stranger to sending players to the NBA ranks. Since 1996, Stansbury has nine lottery picks including the 5th overall pick in the 1999 Draft, Jonathan Bender (Toronto), the 10th overall pick in the 1996 Draft, Erick Dampier (Indiana), and Parade All-American and 2005's 40th overall pick, Monta Ellis (Golden State). Over a nine-year period in Starkville (2003-11), Stansbury signed five different top-20 recruiting classes. His 2005 class was rated the sixth-best nationally by Rivals.com while his final class in the spring of 2011 was No. 12 nationally by the outlet. The Class of 2015 at Texas A&M was rated No. 8 nationally by Rivals.com.

Before going to Starkville, Stansbury spent six seasons as an assistant at Austin Peay State University in Clarksville, Tenn. Working alongside the late Lake Kelly, APSU recorded three consecutive winning seasons including an Ohio Valley Conference tournament championship and NCAA Tournament second-round berth in 1986-87.

His 16-year career as an assistant prior to the MSU head coaching post began at his alma mater,

CAREER RECORD BY OPPONENT 2016-17 OPPONENTS IN BOLD

TEAM	W-L	PCT
AKRON	0-2	.000
ALABAMA	16-14	.533
ALABAMA A&M	4-0	1.000
UAB	2-0	1.000
ALABAMA STATE	4-0	1.000
APPALACHIAN STATE	1-0	1.000
ARIZONA	2-1	.667
ARKANSAS	16-14	.533
ARKANSAS-LITTLE ROCK	3-0	1.000
ARKANSAS-PINE BLUFF	2-0	1.000
ARKANSAS STATE	2-0	1.000
AUBURN	16-12	.571
BAYLOR	0-1	.000
BELMONT	1-1	.500
BETHUNE-COOKMAN	1-0	1.000
BIRMINGHAM-SOUTHERN	1-0	1.000
BRADLEY	1-0	1.000
BUTLER	0-1	.000
CALIFORNIA	0-1	.000
CENTENARY	4-0	1.000
CHARLOTTE	2-1	.667
CHATTANOOGA	1-0	1.000
CINCINNATI	0-2	.000
CLEMSON	0-2	.000
COLORADO STATE	0-1	.000
DEPAUL	1-0	1.000
DETROIT	2-0	1.000
DUKE	0-1	.000
EAST TENNESSEE STATE	0-1	.000
EASTERN KENTUCKY	2-1	.667
FAIRFIELD	1-0	1.000
FAIRLEIGH DICKINSON	1-0	1.000
FLORIDA	8-9	.471
FLORIDA A&M	2-0	1.000
FLORIDA ATLANTIC	1-1	.500
FLORIDA STATE	1-1	.500
GEORGE MASON	1-1	.500
GEORGIA	9-9	.500
GEORGIA STATE	2-0	1.000
HAWAII	0-1	.000
HOLY CROSS	1-0	1.000
HOUSTON	2-0	1.000
IDAHO	1-0	1.000
ILLINOIS-CHICAGO	1-0	1.000
JACKSON STATE	2-0	1.000
JACKSONVILLE	1-0	1.000
JACKSONVILLE STATE	5-0	1.000
KENTUCKY	4-13	.235
LAFAYETTE	1-0	1.000
LIBERTY	1-0	1.000
LOUISIANA-LAFAYETTE	3-2	.600
LOUISIANA-MONROE	4-0	1.000
LSU	18-13	.581
LOUISIANA TECH	3-0	1.000
LOYOLA MARYMOUNT	2-0	1.000
MASSACHUSETTS	0-1	.000
MCNEESE STATE	5-0	1.000
MEMPHIS	0-1	.000
MIAMI (FLA.)	1-1	.500
MIAMI-OHIO	0-1	.000
MISSISSIPPI VALLEY STATE	3-0	1.000
MISSOURI	1-2	.333
MISSOURI-KANSAS CITY	1-0	1.000
MONMOUTH	1-0	1.000
MONTANA STATE	1-1	.500
MURRAY STATE	1-0	1.000
NEW ORLEANS	4-0	1.000
NICHOLLS STATE	5-0	1.000
NORTHWESTERN	1-0	1.000
NORTHWESTERN STATE	2-1	.667
NORTH ALABAMA	1-0	1.000
NORTH CAROLINA	0-1	.000
NORTH CAROLINA A&T	2-0	1.000
NORTH TEXAS	1-0	1.000
OKLAHOMA	1-0	1.000
OLE MISS	21-8	.724

CAREER RECORD BY OPPONENT

2016-17 OPPONENTS IN BOLD>

TEAM	W-L	PCT
OLD DOMINION	1-0	1.000
OREGON	1-0	1.000
PITTSBURGH	1-0	1.000
RICHMOND	2-2	.500
RIDER	0-1	.000
RUTGERS	0-1	.000
SAINT MARY'S (CALIF.)	1-1	.500
SAM HOUSTON STATE	1-0	1.000
SAN DIEGO	2-1	.667
SANTA CLARA	2-0	1.000
SOUTH ALABAMA	7-1	.875
SOUTH CAROLINA	12-5	.706
SOUTH CAROLINA STATE	1-0	1.000
SOUTHEASTERN LOUISIANA	5-1	.833
SOUTHERN ILLINOIS	0-1	.000
SOUTHERN MISSISSIPPI	1-0	1.000
STANFORD	1-1	.500
ST. BONAVENTURE	2-0	1.000
SYRACUSE	0-1	.000
TENNESSEE	7-9	.438
TENNESSEE-MARTIN	4-0	1.000
TENNESSEE STATE	1-0	1.000
TEXAS	0-2	.000
TEXAS A&M	1-0	1.000
TEXAS A&M-CORPUS CHRISTI	2-0	1.000
TEXAS-PAN AMERICAN	1-0	1.000
TEXAS TECH	0-1	.000
TROY	3-0	1.000
TULANE	3-0	1.000
TULSA	0-1	.000
UC IRVINE	1-0	1.000
UCLA	1-0	1.000
UNLV	0-1	.000
UTAH STATE	1-0	1.000
VALPARAISO	0-1	.000
VANDERBILT	11-8	.579
VIRGINIA TECH	1-1	.500
WASHINGTON	0-2	.000
WASHINGTON STATE	0-2	.000
WEST VIRGINIA	1-1	.500
WESTERN KENTUCKY	3-1	.750
WINTHROP	0-1	.000
WRIGHT STATE	1-0	1.000
XAVIER	3-1	.750
TOTALS	296-171	.634

Campbellsville, during the 1981-82 season as he worked toward earning a double major in business and physical education. He then moved on to work for Randy Vernon at Cumberland in Williamsburg where he earned his master's in Business Education. In 1983-84, the team went 31-5 and earned a second-round appearance in the NAIA Tournament. In October 1999, Stansbury was honored by the Campbellsville Alumni Association as a proud recipient of the school's Distinguished Alumni Award.

Stansbury's connection to The Hill goes back well before his hiring as head coach to his great uncle, Edgar B. Stansbury, a 1994 WKU Athletics Hall of Famer as a three-sport athlete (baseball, basketball, football), football assistant coach under W.L. "Gander" Terry, and Director of Athletics in 1946 after serving his country in World War II. The concourse inside E.A. Diddle Arena is named in E.B. Stansbury's honor.

STANSBURY'S NBA DRAFT PICKS

Erick Dampier* - 1996 - 10th (Indiana Pacers)
Dontae' Jones* - 1996 - 21st (New York Knicks)
Tyrone Washington - 1999 - 44th (Rockets)
Mario Austin - 2003 - 36th (Chicago Bulls)
Derrick Zimmerman - 2003 - 40th (Golden State)
Lawrence Roberts - 2005 - 55th (SuperSonics)
Jarvis Varnado - 2010 - 41st (Miami Heat)
Arnett Moultrie - 2012 - 27th (Miami Heat)

** As Mississippi State assistant*

Stansbury is married to the former Meo Mellen of Roanoke, Va. The couple has three sons, Isaac, Noah and Luke.



HEAD COACHING RECORD

1998-99: Mississippi State.....	20-13^
1999-00: Mississippi State.....	14-16
2000-01: Mississippi State.....	18-13^
2001-02: Mississippi State.....	27-8*#
2002-03: Mississippi State.....	21-10*%
2003-04: Mississippi State.....	26-4*%
2004-05: Mississippi State.....	23-11*
2005-06: Mississippi State.....	15-15
2006-07: Mississippi State.....	21-14^%
2007-08: Mississippi State.....	23-11*%
2008-09: Mississippi State.....	23-13*#
2009-10: Mississippi State.....	24-12^%
2010-11: Mississippi State.....	17-14
2011-12: Mississippi State.....	21-12^
2016-17: WKU.....	3-5

296-171 (.634)

(*) NCAA Tournament appearance

(^) NIT appearance

(#) SEC Tournament champions

(%) SEC Western Conference champions

STANSBURY'S COACHING ACCOLADES

CHAMPIONSHIPS

- **SEC WESTERN CONFERENCE CHAMPIONSHIPS** (2003, 2004, 2007, 2008, 2010)
- **SEC TOURNAMENT CHAMPIONS** (2002, 2009)
- **OVERALL SEC CHAMPION** (2004)

POSTSEASON EXPERIENCE AS HEAD COACH

- **NCAA** (2002, 2003, 2004, 2005, 2008, 2009)
- **NIT** (1999, 2001, 2007, 2010, 2012)

AS ASSISTANT

- **NCAA** (1987, 1991, 1995 - SWEET 16, 1996 - FINAL FOUR, 2016 - SWEET 16)
- **NIT** (1990, 1994)

AWARDS

- **SEC COACH OF THE YEAR** (2004)
- **DISTRICT 17 NABC COACH OF THE YEAR** (2004)



#1 TOBIAS HOWARD

FRESHMAN | GUARD | 6-2 | 185 | HS
LITHONIA, GA. (DME ACADEMY)

Opp.	GS	Min	FG	A	Pct	3FG	A	Pct	FT	A	Pct	O	D	T	PF	FO	A	TO	B	S	Pts
ALABAMA STATE		14	2	4	.500	2	3	.667	0	0	.000	1	2	3	0	0	2	1	0	0	6
JACKSONVILLE ST.		6	1	1	1.000	1	1	1.000	0	0	.000	0	0	0	0	0	0	0	0	0	3
at Belmont		9	0	0	.000	0	0	.000	0	0	.000	1	0	1	1	0	0	1	0	1	0
NC A&T		11	1	3	.333	0	1	.000	0	0	.000	0	0	0	0	0	0	0	0	0	2
vs. Washington		17	3	7	.429	1	4	.250	0	0	.000	1	1	2	2	0	0	2	1	0	7
at UNLV		11	1	3	.333	1	2	.500	0	0	.000	0	0	0	0	0	2	0	0	1	3
at Eastern Ky.		14	0	3	.000	0	2	.000	0	0	.000	0	1	1	0	0	1	0	0	0	0
at Missouri	*	26	2	3	.667	0	1	.000	2	2	1.000	0	0	0	4	0	1	2	0	2	6
at Indiana State																					
at Saint Mary's																					
at Detroit																					
OHIO																					
AUSTIN PEAY																					
at Fla. Atlantic																					
at FIU																					
CHARLOTTE																					
OLD DOMINION																					
at UAB																					
at Middle Tenn.																					
at Marshall																					
UTEP																					
UTSA																					
at LA Tech																					
at Southern Miss																					
MARSHALL																					
MIDDLE TENN.																					
UAB																					
at Charlotte																					
at Old Dominion																					
NORTH TEXAS																					
RICE																					

SEASON/CAREER HIGHS AT WKU

POINTS

Season	7, vs. Washington, 11/25/16
Career	Same

REBOUNDS

Season	3, vs. Alabama State, 11/12/16
Career	Same

FIELD GOALS

Season	3, vs. Washington, 11/25/16
Career	Same

FIELD GOALS ATTEMPTED

Season	7, vs. Washington, 11/25/16
Career	Same

THREE-POINT FIELD GOALS

Season	2, vs. Alabama State, 11/12/16
Career	Same

THREE-POINT FIELD GOALS ATTEMPTED

Season	4, vs. Washington, 11/25/16
Career	Same

FREE THROWS

Season	2, at Missouri, 12/03/16
Career	Same

FREE THROWS ATTEMPTED

Season	2, at Missouri, 12/03/16
Career	Same

ASSISTS

Season	2, 2x, last at UNLV, 11/26/16
Career	Same

BLOCKED SHOTS

Season	1, vs. Washington, 11/25/16
Career	Same

STEALS

Season	2, at Missouri, 12/03/16
Career	Same

MINUTES PLAYED

Season	26, at Missouri, 12/03/16
Career	Same

QUICK-HITTERS

- Made first career start at Missouri on 12/3/16, scoring six points in career-high 26 minutes
- Set new career highs for points (7) and minutes (17) against Washington on Nov. 25, 2016
- Hit two 3-pointers in his college debut vs. Alabama State on Nov. 12, 2016
- Played fifth prep year at DME Academy in Daytona Beach, Fla., during the 2015-16 season
- Averaged 14.6 points, 4.9 rebounds and 2.8 assists per game for DME Academy, shooting 57.9 percent from 3-point range and 89.4 percent from the free-throw line

CAREER STATISTICS

Year	GP	GS	Min	Avg	FG	FGA	Pct	3FG	FGA	Pct	FT	FTA	Pct	Off	Def	Tot	Avg	PF	FO	Ast	TO	Blk	Stl	Pts	Avg
2016-17	8	1	108	13.5	10	24	.417	5	14	.357	2	2	1.000	3	4	7	0.9	7	0	6	6	1	4	27	3.4
TOTAL	8	1	108	13.5	10	24	.417	5	14	.357	2	2	1.000	3	4	7	0.9	7	0	6	6	1	4	27	3.4



#3 DAMARI PARRIS

FRESHMAN | GUARD | 6-0 | 160 | HS
BOWIE, MD. (EVELYN MACK ACADEMY)

Opp.	GS	Min	FG	A	Pct	3FG	A	Pct	FT	A	Pct	O	D	T	PF	FO	A	TO	B	S	Pts
ALABAMA STATE		12	0	1	.000	0	0	.000	2	2	1.000	1	0	1	1	0	0	1	0	0	2
JACKSONVILLE ST.		8	0	1	.000	0	0	.000	0	0	.000	0	2	2	1	0	1	2	0	0	0
at Belmont		14	3	6	.500	0	1	.000	0	0	.000	0	1	1	2	0	0	1	0	0	6
NC A&T		19	1	5	.200	0	2	.000	0	0	.000	1	1	2	1	0	4	2	0	2	2
vs. Washington		14	0	6	.000	0	0	.000	0	0	.000	0	1	1	3	0	1	1	0	0	0
at UNLV	DNP																				
at Eastern Ky.		1	0	0	.000	0	0	.000	0	0	.000	0	0	0	0	0	0	0	0	0	0
at Missouri		8	0	0	.000	0	0	.000	0	0	.000	0	0	0	0	0	1	0	0	1	0
at Indiana State																					
at Saint Mary's																					
at Detroit																					
OHIO																					
AUSTIN PEAY																					
at Fla. Atlantic																					
at FIU																					
CHARLOTTE																					
OLD DOMINION																					
at UAB																					
at Middle Tenn.																					
at Marshall																					
UTEP																					
UTSA																					
at LA Tech																					
at Southern Miss																					
MARSHALL																					
MIDDLE TENN.																					
UAB																					
at Charlotte																					
at Old Dominion																					
NORTH TEXAS																					
RICE																					

SEASON/CAREER HIGHS AT WKU

POINTS

Season	6, at Belmont, 11/19/16
Career	Same

REBOUNDS

Season	2, 2x, last vs. N.C. A&T, 11/22/16
Career	Same

FIELD GOALS

Season	3, at Belmont, 11/19/16
Career	Same

FIELD GOALS ATTEMPTED

Season	6, 2x, last vs. Washington, 11/25/16
Career	Same

THREE-POINT FIELD GOALS

Season	0
Career	Same

THREE-POINT FIELD GOALS ATTEMPTED

Season	2, vs. N.C. A&T, 11/22/16
Career	Same

FREE THROWS

Season	2, vs. Alabama State, 11/12/16
Career	Same

FREE THROWS ATTEMPTED

Season	2, vs. Alabama State, 11/12/16
Career	Same

ASSISTS

Season	4, vs. N.C. A&T, 11/22/16
Career	Same

BLOCKED SHOTS

Season	0
Career	Same

STEALS

Season	2, vs. N.C. A&T, 11/22/16
Career	Same

MINUTES PLAYED

Season	19, vs. N.C. A&T, 11/22/16
Career	Same

QUICK-HITTERS

- Tallied career-high four assists and two steals in 19 minutes vs. North Carolina A&T on Nov. 22, 2016
- Scored his first career field goal at Belmont on Nov. 19, 2016, and tallied six points in 14 minutes
- Netted two free throws in his first college game vs. Alabama State on Nov. 12, 2016, for his first career points
- Averaged 25 points and six assists as a senior at Evelyn Mack Academy in Charlotte, N.C.
- Scored 38 points against Oak Hill Academy, 34 points against Hargrave Military Academy, 34 points against 22ft Academy and 26 points against Huntington Prep Academy

CAREER STATISTICS

Year	GP	GS	Min	Avg	FG	FGA	Pct	3FG	FGA	Pct	FT	FTA	Pct	Off	Def	Tot	Avg	PF	FO	Ast	TO	Blk	Stl	Pts	Avg
2016-17	7	0	76	10.9	4	19	.211	0	3	.000	2	2	1.000	2	5	7	1.2	8	0	7	7	0	3	10	1.4
TOTAL	7	0	76	10.9	4	19	.211	0	3	.000	2	2	1.000	2	5	7	1.2	8	0	7	7	0	3	10	1.4



#5 JUNIOR LOMOMBA

RS-SENIOR | GUARD | 6-5 | 205 | TR

MONTREAL, QUEBEC, CANADA (PROVIDENCE)

Opp.	GS	Min	FG	A	Pct	3FG	A	Pct	FT	A	Pct	O	D	T	PF	FO	A	TO	B	S	Pts
ALABAMA STATE	*	28	1	5	.200	1	1	1.000	6	6	1.000	0	6	6	0	0	3	3	0	0	9
JACKSONVILLE ST.	*	33	2	6	.333	0	2	.000	7	7	1.000	0	2	2	2	0	7	4	0	1	11
at Belmont	*	30	3	9	.333	0	2	.000	0	1	.000	0	0	0	2	0	5	3	0	0	6
NC A&T	*	21	0	3	.000	0	1	.000	2	2	1.000	0	0	0	5	1	2	2	0	0	2
vs. Washington	*	26	1	7	.143	0	1	.000	0	1	.000	0	2	2	1	0	4	5	0	0	2
at UNLV	*	33	2	6	.333	0	3	.000	1	2	.500	0	2	2	3	0	3	3	1	1	5
at Eastern Ky.	*	36	3	5	.600	0	0	.000	9	12	.750	0	2	2	2	0	1	3	0	1	15
at Missouri	*	35	3	9	.333	1	3	.333	2	3	.667	0	3	3	5	1	6	2	0	1	9
at Indiana State																					
at Saint Mary's																					
at Detroit																					
OHIO																					
AUSTIN PEAY																					
at Fla. Atlantic																					
at FIU																					
CHARLOTTE																					
OLD DOMINION																					
at UAB																					
at Middle Tenn.																					
at Marshall																					
UTEP																					
UTSA																					
at LA Tech																					
at Southern Miss																					
MARSHALL																					
MIDDLE TENN.																					
UAB																					
at Charlotte																					
at Old Dominion																					
NORTH TEXAS																					
RICE																					

SEASON/CAREER HIGHS AT WKU

POINTS

Season 15, at Eastern Kentucky, 11/30/16
Career Same

REBOUNDS

Season 6, vs. Alabama State, 11/12/16
Career Same

FIELD GOALS

Season 3, 3x, last at Missouri, 12/03/16
Career Same

FIELD GOALS ATTEMPTED

Season 9, 2x, last at Missouri, 12/03/16
Career Same

THREE-POINT FIELD GOALS

Season 1, 2x, last at Missouri, 12/03/16
Career Same

THREE-POINT FIELD GOALS ATTEMPTED

Season 3, 2x, last at Missouri, 12/03/16
Career Same

FREE THROWS

Season 9, at Eastern Kentucky, 11/30/16
Career Same

FREE THROWS ATTEMPTED

Season 12, at Eastern Kentucky, 11/30/16
Career Same

ASSISTS

Season 7, vs. Jacksonville State, 11/16/16
Career Same

BLOCKED SHOTS

Season 1, at UNLV, 11/26/16
Career Same

STEALS

Season 1, 4x, last at Missouri, 12/03/16
Career Same

MINUTES PLAYED

Season 36, at Eastern Kentucky, 11/30/16
Career Same

QUICK-HITTERS

- Set new season high with 15 points, including 9 of 12 free throws, at EKU on Nov. 30, 2016
- Set new career high with seven assists against Jacksonville State on Nov. 16, 2016
- Registered nine points, six rebounds and three assists in his Hilltopper debut vs. Alabama State on Nov. 12, 2016
- Reached NCAA Tournament last two seasons with Providence, starting 34 games in 2015-16
- Graduated in 2016 and is enrolled in graduate school at WKU studying intercollegiate athletic administration
- Won two state titles as a prep player at Madison (Wis.) Memorial High School
- Originally from Montreal, Quebec, Canada, and speaks French

CAREER STATISTICS

Year	GP	GS	Min	Avg	FG	FGA	Pct	3FG	FGA	Pct	FT	FTA	Pct	Off	Def	Tot	Avg	PF	FO	Ast	TO	Blk	Stl	Pts	Avg	
CLEVELAND STATE																										
2012-13	25	3	462	18.5	39	121	.322	12	33	.364	55	80	.688	23	35	58	2.3	43	1	31	40	1	20	145	5.8	
PROVIDENCE																										
2013-14	Sat out per NCAA transfer rules																									
2014-15	31	13	344	11.1	15	46	.326	2	11	.182	21	32	.656	11	26	37	1.2	27	0	13	13	1	8	53	1.7	
2015-16	35	34	855	24.4	63	156	.404	15	47	.319	43	64	.672	28	60	88	2.5	63	0	68	44	1	13	184	5.3	
WKU																										
2016-17	8	8	242	30.3	15	50	.300	2	13	.154	27	34	.794	0	17	17	2.1	20	2	31	25	1	4	59	7.4	
TOTAL	99	58	1,903	19.2	132	373	.354	31	104	.298	146	210	.695	62	138	200	2.0	153	3	143	122	4	45	441	4.5	



#12 PANCAKE THOMAS

RS- SENIOR | GUARD | 6-4 | 195 | TR
BATON ROUGE, LA. (HARTFORD)

Opp.	GS	Min	FG	A	Pct	3FG	A	Pct	FT	A	Pct	O	D	T	PF	FO	A	TO	B	S	Pts
ALABAMA STATE	*	34	3	11	.273	1	3	.333	8	8	1.000	0	2	2	0	0	4	2	0	0	15
JACKSONVILLE ST.	*	36	5	10	.500	4	7	.571	0	0	.000	0	0	0	2	0	2	2	0	0	14
at Belmont	*	37	2	9	.222	0	2	.000	4	4	1.000	1	5	6	1	0	1	1	0	2	8
NC A&T	*	35	4	7	.571	1	3	.333	4	5	.800	0	3	3	1	0	1	2	0	0	13
vs. Washington	*	33	4	14	.286	1	4	.250	1	1	1.000	2	2	4	1	0	1	1	0	1	10
at UNLV	*	38	5	12	.417	3	6	.500	0	0	.000	1	2	3	1	0	2	1	0	1	13
at Eastern Ky.	*	37	3	11	.273	1	7	.143	0	0	.000	1	1	2	1	0	4	2	0	2	7
at Missouri	*	39	3	12	.250	1	5	.200	2	5	.400	0	5	5	1	0	1	1	0	1	9
at Indiana State																					
at Saint Mary's																					
at Detroit																					
OHIO																					
AUSTIN PEAY																					
at Fla. Atlantic																					
at FIU																					
CHARLOTTE																					
OLD DOMINION																					
at UAB																					
at Middle Tenn.																					
at Marshall																					
UTEP																					
UTSA																					
at LA Tech																					
at Southern Miss																					
MARSHALL																					
MIDDLE TENN.																					
UAB																					
at Charlotte																					
at Old Dominion																					
NORTH TEXAS																					
RICE																					

SEASON/CAREER HIGHS AT WKU

POINTS

Season 15, vs. Alabama State, 11/12/16
Career Same

REBOUNDS

Season 6, at Belmont, 11/19/16
Career Same

FIELD GOALS

Season 5, 2x, last at UNLV, 11/26/16
Career Same

FIELD GOALS ATTEMPTED

Season 14, vs. Washington, 11/25/16
Career Same

THREE-POINT FIELD GOALS

Season 4, vs. Jacksonville State, 11/16/16
Career Same

THREE-POINT FIELD GOALS ATTEMPTED

Season 7, 2x, last at Eastern Kentucky, 11/30/16
Career Same

FREE THROWS

Season 8, vs. Alabama State, 11/12/16
Career Same

FREE THROWS ATTEMPTED

Season 8, vs. Alabama State, 11/12/16
Career Same

ASSISTS

Season 4, 2x, last at Eastern Kentucky, 11/30/16
Career Same

BLOCKED SHOTS

Season 0
Career Same

STEALS

Season 2, 2x, last at Eastern Kentucky, 11/30/16
Career Same

MINUTES PLAYED


Season 39, at Missouri, 12/03/16
Career Same

QUICK-HITTERS

- Scored 15 points with four assists in his Hilltopper debut vs. Alabama State on Nov. 12, 2016
- Graduated in 2016 and is enrolled in graduate school at WKU studying intercollegiate athletic administration
- Averaged 18.9 points, 6.4 rebounds, and 2.8 assists last season at Hartford
- Only player in the America East to finish in the league's top 10 in points, rebounds, assists and steals last season
- Reached NCAA Tournament in first two seasons at New Mexico
- Won Louisiana state title as senior at Scotlandville Magnet School in Baton Rouge, La.
- Real first name is "Cleveland" and was nicknamed "Pancake" as a child by his grandmother

CAREER STATISTICS

Year	GP	GS	Min	Avg	FG	FGA	Pct	3FG	FGA	Pct	FT	FTA	Pct	Off	Def	Tot	Avg	PF	FO	Ast	TO	Blk	Stl	Pts	Avg
NEW MEXICO																									
2012-13	34	2	217	6.4	12	31	.387	0	3	.000	14	18	.778	8	20	28	0.8	23	0	17	11	0	4	38	1.1
2013-14	33	10	513	15.5	39	115	.339	21	59	.356	34	39	.872	28	52	80	2.4	30	0	25	18	1	8	133	4.0
HARTFORD																									
2014-15	Sat out per NCAA transfer rules																								
2015-16	30	28	1,038	34.6	178	407	.437	81	190	.426	129	156	.827	30	163	193	6.4	72	0	84	53	6	36	566	18.9
WKU																									
2016-17	8	8	289	36.1	29	86	.337	12	37	.324	19	23	.826	5	20	25	3.1	8	0	16	12	0	7	89	11.1
TOTAL	105	48	2,057	19.6	258	639	.404	114	289	.394	196	236	.831	71	255	324	3.1	133	0	142	94	7	55	826	7.9



#14 BEN LAWSON

SENIOR | FORWARD | 7-1 | 235 | 3L
HITCHIN, ENGLAND (OAKLANDS COLLEGE)

Opp.	GS	Min	FG	A	Pct	3FG	A	Pct	FT	A	Pct	O	D	T	PF	FO	A	TO	B	S	Pts
ALABAMA STATE	*	21	3	5	.600	0	0	.000	2	4	.500	2	4	6	0	0	0	1	1	0	8
JACKSONVILLE ST.	*	26	3	7	.429	0	0	.000	2	3	.667	1	4	5	1	0	0	0	2	1	8
at Belmont	*	27	4	7	.571	0	1	.000	1	2	.500	0	4	4	1	0	0	3	3	0	9
NC A&T	*	23	4	6	.667	0	0	.000	5	7	.714	3	4	7	1	0	0	0	2	0	13
vs. Washington	*	15	0	0	.000	0	0	.000	0	2	.000	1	3	4	4	0	0	3	5	0	0
at UNLV	*	10	1	3	.333	0	0	.000	0	0	.000	0	2	2	2	0	0	0	1	0	2
at Eastern Ky.	*	18	0	2	.000	0	0	.000	2	2	1.000	0	3	3	2	0	0	1	3	1	2
at Missouri		20	2	2	1.000	0	0	.000	0	0	.000	2	2	4	3	0	0	3	3	0	4
at Indiana State																					
at Saint Mary's																					
at Detroit																					
OHIO																					
AUSTIN PEAY																					
at Fla. Atlantic																					
at FIU																					
CHARLOTTE																					
OLD DOMINION																					
at UAB																					
at Middle Tenn.																					
at Marshall																					
UTEP																					
UTSA																					
at LA Tech																					
at Southern Miss																					
MARSHALL																					
MIDDLE TENN.																					
UAB																					
at Charlotte																					
at Old Dominion																					
NORTH TEXAS																					
RICE																					

SEASON/CAREER HIGHS AT WKU

POINTS

Season 13, vs. N.C. A&T, 11/22/16
Career 14, vs. UAB, 01/28/16

REBOUNDS

Season 7, vs. N.C. A&T, 11/22/16
Career 12, 2x, last vs. Alabama A&M, 12/16/15

FIELD GOALS

Season 4, 2x, last vs. N.C. A&T, 11/22/16
Career 5, 2x, last vs. Camp. (Ky.), 11/14/15

FIELD GOALS ATTEMPTED

Season 7, 2x, last at Belmont, 11/19/16
Career 11, vs. Florida Atlantic, 01/09/16

THREE-POINT FIELD GOALS

Season 0
Career 1, at Marshall, 01/03/16

THREE-POINT FIELD GOALS ATTEMPTED

Season 1, at Belmont, 11/19/16
Career 1, 4x, last at Belmont, 11/19/16

FREE THROWS

Season 5, vs. N.C. A&T, 11/22/16
Career 6, vs. UAB, 01/28/16

FREE THROWS ATTEMPTED

Season 7, vs. N.C. A&T, 11/22/16
Career 7, 2x, last vs. N.C. A&T, 11/22/16

ASSISTS

Season 0
Career 3, 2x, last vs. Brescia (Ky.), 12/27/14

BLOCKED SHOTS

Season 5, vs. Washington, 11/25/16
Career 6, 2x, last vs. Brescia (Ky.), 12/28/15

STEALS

Season 1, 2x, last at Eastern Kentucky, 11/30/16
Career 3, vs. Marshall, 03/11/15

MINUTES PLAYED

Season 27, at Belmont, 11/19/16
Career 33, 2x, last vs. Florida Atlantic, 01/09/16

QUICK-HITTERS

- Blocked season-high five shots vs. Washington on Nov 25, 2016
- Notched season-high 13 points and seven rebounds with two blocks against North Carolina A&T on Nov. 22, 2016
- Blocked 66 shots in 2015-16, the seventh-most in a season in WKU history, and ranked fifth in Conference USA with 1.9 blocks per game
- One of four Hilltoppers – along with Jeremy Evans, Elgrace Wilborn and Chris Marcus – with at least 50 blocks in multiple seasons
- Has played for Great Britain's National Team three times in the FIBA European Championships, most recently in 2015 in the U20 championships

CAREER STATISTICS

Year	GP	GS	Min	Avg	FG	FGA	Pct	3FG	FGA	Pct	FT	FTA	Pct	Off	Def	Tot	Avg	PF	FO	Ast	TO	Blk	Stl	Pts	Avg
2013-14	12	2	95	7.9	8	17	.471	0	2	.000	8	12	.667	6	12	18	1.5	16	1	2	6	9	1	24	2.0
2014-15	32	8	602	18.8	49	84	.583	0	0	.000	25	51	.490	35	68	103	3.2	71	0	21	27	53	14	123	3.8
2015-16	34	11	547	16.1	57	96	.594	1	1	1.000	56	73	.767	37	75	112	3.3	91	6	13	37	66	11	171	5.0
2016-17	8	7	160	20.0	17	32	.531	0	1	.000	12	20	.600	9	26	35	4.4	14	0	0	11	20	2	46	5.8
TOTAL	86	28	1,404	16.3	131	229	.572	1	4	.250	101	156	.647	87	181	268	3.1	192	7	36	81	148	28	364	4.2



#15 TYLER MILLER

JUNIOR | GUARD | 6-4 | 185 | TR
LOUISVILLE, KY. (MARSHALLTOWN CC)

Opp.	GS	Min	FG	A	Pct	3FG	A	Pct	FT	A	Pct	O	D	T	PF	FO	A	TO	B	S	Pts
ALABAMA STATE		1	0	0	.000	0	0	.000	0	0	.000	0	0	0	0	0	0	0	0	0	0
JACKSONVILLE ST.		DNP																			
at Belmont		1	0	0	.000	0	0	.000	0	0	.000	0	0	0	0	0	0	0	0	0	0
NC A&T		2	0	0	.000	0	0	.000	0	0	.000	0	0	0	0	0	1	0	0	0	0
vs. Washington		2	0	0	.000	0	0	.000	0	0	.000	0	0	0	0	0	0	0	0	1	0
at UNLV		DNP																			
at Eastern Ky.		1	0	0	.000	0	0	.000	0	0	.000	0	0	0	0	0	0	0	0	0	0
at Missouri		DNP																			
at Indiana State																					
at Saint Mary's																					
at Detroit																					
OHIO																					
AUSTIN PEAY																					
at Fla. Atlantic																					
at FIU																					
CHARLOTTE																					
OLD DOMINION																					
at UAB																					
at Middle Tenn.																					
at Marshall																					
UTEP																					
UTSA																					
at LA Tech																					
at Southern Miss																					
MARSHALL																					
MIDDLE TENN.																					
UAB																					
at Charlotte																					
at Old Dominion																					
NORTH TEXAS																					
RICE																					

SEASON/CAREER HIGHS AT WKU

POINTS

Season	0
Career	Same

REBOUNDS

Season	0
Career	Same

FIELD GOALS

Season	0
Career	Same

FIELD GOALS ATTEMPTED

Season	0
Career	Same

THREE-POINT FIELD GOALS

Season	0
Career	Same

THREE-POINT FIELD GOALS ATTEMPTED

Season	0
Career	Same

FREE THROWS

Season	0
Career	Same

FREE THROWS ATTEMPTED

Season	0
Career	Same

ASSISTS

Season	1, vs. N.C. A&T, 11/22/16
Career	Same

BLOCKED SHOTS

Season	0
Career	Same

STEALS

Season	1, vs. Washington, 11/25/16
Career	Same

MINUTES PLAYED

Season	2, 2x, last vs. Washington, 11/25/16
Career	Same

QUICK-HITTERS

- Registered first assist as a Hilltopper against North Carolina A&T on Nov. 22, 2016
- Made Hilltopper debut on Nov. 12, 2016, against Alabama State
- Appeared in 59 games over two seasons at Marshalltown Community College, including 53 starts
- Averaged 8.5 points, 4.1 rebounds, 4.1 assists and 1.7 steals as a sophomore
- Named Defensive Player of the Year in his final prep season at 22ft Academy
- Previously played basketball, football and track at Louisville Male High School
- Mother played basketball at the University of Louisville.

CAREER STATISTICS

Year	GP	GS	Min	Avg	FG	FGA	Pct	3FG	FGA	Pct	FT	FTA	Pct	Off	Def	Tot	Avg	PF	FO	Ast	TO	Blk	Stl	Pts	Avg
MARSHALLTOWN COMMUNITY COLLEGE																									
2014-15	28	22	652	23.3	37	112	.330	1	9	.111	29	49	.592	18	45	63	2.3	50	1	49	36	14	27	104	3.7
2015-16	31	31	843	27.2	92	214	.430	8	31	.258	70	127	.551	32	95	127	4.1	62	0	126	76	6	54	262	8.5
WKU																									
2016-17	5	0	7	1.4	0	0	.000	0	0	.000	0	0	.000	0	0	0	0.0	0	0	1	0	0	1	0	0.0
WKU TOTAL	5	0	7	1.4	0	0	.000	0	0	.000	0	0	.000	0	0	0	0.0	0	0	1	0	0	1	0	0.0



#21 MARKO STAJKOVSKI

FRESHMAN | GUARD | 6-7 | 195 | HS
NOVI SAD, SERBIA (E-GIMNAZIJA NOVI SAD)

Opp.	GS	Min	FG	A	Pct	3FG	A	Pct	FT	A	Pct	O	D	T	PF	FO	A	TO	B	S	Pts
ALABAMA STATE	DNP																				
JACKSONVILLE ST.	DNP																				
at Belmont	1	0	0	.000	0	0	.000	0	0	.000	0	0	0	0	0	0	0	0	0	0	0
NC A&T	2	0	0	.000	0	0	.000	0	0	.000	0	1	1	0	0	0	0	0	0	0	0
vs. Washington	DNP																				
at UNLV	DNP																				
at Eastern Ky.	DNP																				
at Missouri	DNP																				
at Indiana State																					
at Saint Mary's																					
at Detroit																					
OHIO																					
AUSTIN PEAY																					
at Fla. Atlantic																					
at FIU																					
CHARLOTTE																					
OLD DOMINION																					
at UAB																					
at Middle Tenn.																					
at Marshall																					
UTEP																					
UTSA																					
at LA Tech																					
at Southern Miss																					
MARSHALL																					
MIDDLE TENN.																					
UAB																					
at Charlotte																					
at Old Dominion																					
NORTH TEXAS																					
RICE																					

SEASON/CAREER HIGHS AT WKU

POINTS

Season	0
Career	0

REBOUNDS

Season	1, vs. N.C. A&T, 11/22/16
Career	0

FIELD GOALS

Season	0
Career	0

FIELD GOALS ATTEMPTED

Season	0
Career	0

THREE-POINT FIELD GOALS

Season	0
Career	0

THREE-POINT FIELD GOALS ATTEMPTED

Season	0
Career	0

FREE THROWS

Season	0
Career	0

FREE THROWS ATTEMPTED

Season	0
Career	0

ASSISTS

Season	0
Career	0

BLOCKED SHOTS

Season	0
Career	0

STEALS

Season	0
Career	0

MINUTES PLAYED

Season	2, vs. N.C. A&T, 11/22/16
Career	0

QUICK-HITTERS

- Grabbed first career rebound against North Carolina A&T on Nov. 22, 2016
- Made college debut at Belmont on Nov. 19, 2016, and registered one minute
- Won Hungarian National Championship with Szolnoki Olaj while attending E-Gimnazija Novi Sad in Serbia
- Competed for Crvena Zvezda Junior Team in Belgrade, Serbia, winning the Euroleague Basketball International Junior Tournament

CAREER STATISTICS

Year	GP	GS	Min	Avg	FG	FGA	Pct	3FG	FGA	Pct	FT	FTA	Pct	Off	Def	Tot	Avg	PF	FO	Ast	TO	Blk	Stl	Pts	Avg
2016-17	2	0	3	1.5	0	0	.000	0	0	.000	0	0	.000	0	1	1	0.5	0	0	0	0	0	0	0	0.0
TOTAL	2	0	3	1.5	0	0	.000	0	0	.000	0	0	.000	0	1	1	0.5	0	0	0	0	0	0	0	0.0



#23 JUSTIN JOHNSON

JUNIOR | FORWARD | 6-7 | 240 | 2L
HAZARD, KY. (PERRY COUNTY CENTRAL HS)

Opp.	GS	Min	FG	A	Pct	3FG	A	Pct	FT	A	Pct	O	D	T	PF	FO	A	TO	B	S	Pts
ALABAMA STATE	*	28	3	8	.375	0	2	.000	3	6	.500	0	7	7	1	0	0	3	1	1	9
JACKSONVILLE ST.	*	36	6	14	.429	2	4	.500	3	3	1.000	4	6	10	0	0	1	0	1	0	17
at Belmont	*	30	7	11	.636	3	4	.750	0	1	.000	1	8	9	2	0	2	2	1	0	17
NC A&T	*	25	2	5	.400	0	0	.000	8	8	1.000	3	7	10	3	0	3	3	2	0	12
vs. Washington	*	32	2	9	.222	0	1	.000	1	2	.500	3	8	11	2	0	2	0	0	0	5
at UNLV	*	34	3	8	.375	0	0	.000	4	6	.667	3	7	10	4	0	3	2	1	0	10
at Eastern Ky.	*	33	6	10	.600	1	1	1.000	5	7	.714	2	6	8	0	0	0	1	1	0	18
at Missouri	*	25	5	11	.455	0	1	.000	4	7	.571	1	4	5	3	0	1	2	0	0	14
at Indiana State																					
at Saint Mary's																					
at Detroit																					
OHIO																					
AUSTIN PEAY																					
at Fla. Atlantic																					
at FIU																					
CHARLOTTE																					
OLD DOMINION																					
at UAB																					
at Middle Tenn.																					
at Marshall																					
UTEP																					
UTSA																					
at LA Tech																					
at Southern Miss																					
MARSHALL																					
MIDDLE TENN.																					
UAB																					
at Charlotte																					
at Old Dominion																					
NORTH TEXAS																					
RICE																					

SEASON/CAREER HIGHS AT WKU

POINTS

Season	18, at Eastern Kentucky, 11/30/16
Career	25, vs. FIU, 01/07/16

REBOUNDS

Season	11, vs. Washington, 11/25/16
Career	15, 2x, last vs. UAB, 03/10/16

FIELD GOALS

Season	7, at Belmont, 11/19/16
Career	11, at Marshall, 01/03/16

FIELD GOALS ATTEMPTED

Season	14, vs. Jacksonville State, 11/16/16
Career	18, vs. Stony Brook, 11/21/15

THREE-POINT FIELD GOALS

Season	3, at Belmont, 11/19/16
Career	Same

THREE-POINT FIELD GOALS ATTEMPTED

Season	4, 2x, last at Belmont, 11/19/16
Career	Same

FREE THROWS

Season	8, vs. N.C. A&T, 11/22/16
Career	11, vs. FIU, 01/07/16

FREE THROWS ATTEMPTED

Season	8, vs. N.C. A&T, 11/22/16
Career	11, 2x, last vs. FIU, 01/07/16

ASSISTS

Season	3, 2x, last at UNLV, 11/26/16
Career	4, 3x, last vs. UAB, 03/10/16

BLOCKED SHOTS

Season	2, vs. N.C. A&T, 11/22/16
Career	3, vs. Campbellsville (Ky.), 11/14/15

STEALS

Season	1, vs. Alabama State, 11/12/16
Career	2, 7x, last at UAB, 02/27/16

MINUTES PLAYED

Season	36, vs. Jacksonville State, 11/16/16
Career	38, vs. LA Tech, 03/05/16

QUICK-HITTERS

- Scored season-high 18 points at Eastern Kentucky on Nov. 30, 2016
- Knocked down a career-high three 3-pointers at Belmont on Nov. 19, 2016
- Named to Conference USA Preseason All-Conference Team
- Averaged 14.9 points and 7.9 rebounds per game, becoming the first Hilltopper to lead the team in both categories since Derrick Gordon in 2011-12
- Ranked second in C-USA and in the top 20 in the nation in field goal percentage at 60.2 percent
- His 507 points last season were the seventh-most ever by a Hilltopper sophomore
- Needs 256 points to reach 1,000 for his career

CAREER STATISTICS

Year	GP	GS	Min	Avg	FG	FGA	Pct	3FG	FGA	Pct	FT	FTA	Pct	Off	Def	Tot	Avg	PF	FO	Ast	TO	Blk	Stl	Pts	Avg
2014-15	31	1	482	15.5	60	119	.504	0	3	.000	29	67	.433	46	80	126	4.1	48	0	22	18	14	13	149	4.8
2015-16	34	26	984	28.9	197	327	.602	1	9	.111	112	166	.675	102	168	270	7.9	73	3	48	58	19	16	507	14.9
2016-17	8	8	243	30.4	34	76	.447	6	13	.462	28	40	.700	17	53	70	8.8	15	0	12	13	7	1	102	12.8
TOTAL	73	35	1,709	23.4	291	522	.557	7	25	.280	169	273	.619	165	301	466	6.4	136	3	82	89	40	30	758	10.4



#24 WILLIE CARMICHAEL

RS-SOPHOMORE | FORWARD | 6-8 | 210 | RS
APOPKA, FLA. (UNIV. OF TENNESSEE)

Opp.	GS	Min	FG	A	Pct	3FG	A	Pct	FT	A	Pct	O	D	T	PF	FO	A	TO	B	S	Pts
ALABAMA STATE		DNP																			
JACKSONVILLE ST.		DNP																			
at Belmont		DNP																			
NC A&T		DNP																			
vs. Washington		DNP																			
at UNLV		DNP																			
at Eastern Ky.		DNP																			
at Missouri		DNP																			
at Indiana State																					
at Saint Mary's																					
at Detroit																					
OHIO																					
AUSTIN PEAY																					
at Fla. Atlantic																					
at FIU																					
CHARLOTTE																					
OLD DOMINION																					
at UAB																					
at Middle Tenn.																					
at Marshall																					
UTEP																					
UTSA																					
at LA Tech																					
at Southern Miss																					
MARSHALL																					
MIDDLE TENN.																					
UAB																					
at Charlotte																					
at Old Dominion																					
NORTH TEXAS																					
RICE																					

SEASON/CAREER HIGHS AT WKU

POINTS

Season	0
Career	0

REBOUNDS

Season	0
Career	0

FIELD GOALS

Season	0
Career	0

FIELD GOALS ATTEMPTED

Season	0
Career	0

THREE-POINT FIELD GOALS

Season	0
Career	0

THREE-POINT FIELD GOALS ATTEMPTED

Season	0
Career	0

FREE THROWS

Season	0
Career	0

FREE THROWS ATTEMPTED

Season	0
Career	0

ASSISTS

Season	0
Career	0

BLOCKED SHOTS

Season	0
Career	0

STEALS

Season	0
Career	0

MINUTES PLAYED

Season	0
Career	0

QUICK-HITTERS

- Sat out last season at WKU after transferring from the University of Tennessee
- Appeared in all 32 games for Tennessee as a freshman with 19 starts, averaging 3.0 points and 2.3 rebounds per game
- Led the Volunteers in field goal percentage at 51.9 percent
- Named 7A State Player of the Year by the Orlando Sentinel as a senior at Wekiva (Fla.) High School

CAREER STATISTICS

Year	GP	GS	Min	Avg	FG	FGA	Pct	3FG	FGA	Pct	FT	FTA	Pct	Off	Def	Tot	Avg	PF	FO	Ast	TO	Blk	Stl	Pts	Avg
TENNESSEE																									
2014-15	32	19	475	14.8	40	77	.519	0	0	.000	15	24	.625	44	31	75	2.3	101	4	11	29	13	6	95	3.0
WKU																									
2015-16	Sat our per NCAA transfer rules																								
2016-17																									
TOTAL	32	19	475	14.8	40	77	.519	0	0	.000	15	24	.625	44	31	75	2.3	101	4	11	29	13	6	95	3.0



#32 QUE JOHNSON

RS-SENIOR | GUARD | 6-6 | 205 | TR
PONTIAC, MICH. (WASHINGTON STATE)

Opp.	GS	Min	FG	A	Pct	3FG	A	Pct	FT	A	Pct	O	D	T	PF	FO	A	TO	B	S	Pts
ALABAMA STATE	*	30	5	9	.556	3	6	.500	3	5	.600	0	9	9	3	0	1	3	1	2	16
JACKSONVILLE ST.	*	37	6	11	.545	2	4	.500	0	0	.000	1	6	7	2	0	1	2	0	2	14
at Belmont	*	34	6	15	.400	2	5	.400	0	0	.000	2	0	2	1	0	1	3	0	1	14
NC A&T	*	31	5	9	.556	3	7	.429	5	6	.833	0	3	3	0	0	0	1	0	1	18
vs. Washington	*	30	3	12	.250	1	5	.200	5	7	.714	0	5	5	4	0	0	1	0	1	12
at UNLV	*	39	5	14	.357	3	10	.300	3	4	.750	1	6	7	2	0	3	2	1	2	16
at Eastern Ky.	*	33	3	8	.375	2	5	.400	5	6	.833	0	4	4	4	0	3	3	0	1	13
at Missouri	*	34	5	12	.417	1	5	.200	1	2	.500	0	8	8	2	0	1	3	1	1	12
at Indiana State																					
at Saint Mary's																					
at Detroit																					
OHIO																					
AUSTIN PEAY																					
at Fla. Atlantic																					
at FIU																					
CHARLOTTE																					
OLD DOMINION																					
at UAB																					
at Middle Tenn.																					
at Marshall																					
UTEP																					
UTSA																					
at LA Tech																					
at Southern Miss																					
MARSHALL																					
MIDDLE TENN.																					
UAB																					
at Charlotte																					
at Old Dominion																					
NORTH TEXAS																					
RICE																					

SEASON/CAREER HIGHS AT WKU

POINTS

Season	18, vs. N.C. A&T, 11/22/16
Career	Same

REBOUNDS

Season	9, vs. Alabama State, 11/12/16
Career	Same

FIELD GOALS

Season	6, 2x, last at Belmont, 11/19/16
Career	Same

FIELD GOALS ATTEMPTED

Season	15, at Belmont, 11/19/16
Career	Same

THREE-POINT FIELD GOALS

Season	3, 3x, last at UNLV, 11/26/16
Career	Same

THREE-POINT FIELD GOALS ATTEMPTED

Season	10, at UNLV, 11/26/16
Career	Same

FREE THROWS

Season	5, 3x, last at Eastern Kentucky, 11/30/16
Career	Same

FREE THROWS ATTEMPTED

Season	7, vs. Washington, 11/25/16
Career	Same

ASSISTS

Season	3, 2x, last at Eastern Kentucky, 11/30/16
Career	Same

BLOCKED SHOTS

Season	1, 3x, last at Missouri, 12/03/16
Career	Same

STEALS

Season	2, 3x, last at UNLV, 11/26/16
Career	Same

MINUTES PLAYED

Season	39, at UNLV, 11/26/16
Career	Same

QUICK-HITTERS

- Named to the All-Tournament team at the Global Sports Classic in Las Vegas in November
- Scored season-high 18 points – all in the first half – against North Carolina A&T on 11/22/16
- Tallied a team-high 16 points and nine rebounds in his Hilltopper debut against Alabama State on Nov. 12, 2016
- Graduated in 2016 and is enrolled in graduate school at WKU studying intercollegiate athletic administration
- Appeared in 31 games for Washington State last season, with 25 starts and 11.3 points per game
- Led the Cougars and ranked 11th in the Pac-12 Conference with a 40.4 shooting percentage from 3-point range
- Ranked 13th in the Pac-12 at 75.9 percent from the free-throw line
- Ranks 16th on WSU's all-time list for 3-point field goals made with 121

CAREER STATISTICS

Year	GP	GS	Min	Avg	FG	FGA	Pct	3FG	FGA	Pct	FT	FTA	Pct	Off	Def	Tot	Avg	PF	FO	Ast	TO	Blk	Stl	Pts	Avg
WASHINGTON STATE																									
2012-13	Sat out as redshirt																								
2013-14	31	14	737	23.8	103	262	.393	51	145	.352	39	55	.709	17	57	74	2.4	55	0	20	30	2	14	296	9.5
2014-15	31	3	559	18.0	60	155	.387	28	77	.364	41	48	.854	15	56	71	2.3	55	1	32	33	4	10	189	6.1
2015-16	31	25	795	25.6	121	293	.413	42	104	.404	66	87	.759	16	61	77	2.5	76	3	36	42	6	16	350	11.3
WKU																									
2016-17	8	8	268	33.5	38	90	.422	17	47	.362	22	30	.733	4	41	45	5.6	18	0	10	18	3	11	115	14.4
TOTAL	101	50	2,359	23.4	321	800	.401	138	373	.370	168	220	.764	52	215	267	2.6	204	4	98	123	15	51	950	9.4



#42 ANTON WATERS

SENIOR | FORWARD | 6-7 | 245 | 1L

BALTIMORE, MD. (GULF COAST STATE COLLEGE)

Opp.	GS	Min	FG	A	Pct	3FG	A	Pct	FT	A	Pct	O	D	T	PF	FO	A	TO	B	S	Pts
ALABAMA STATE		19	4	5	.800	0	0	.000	0	1	.000	3	5	8	4	0	0	2	1	0	8
JACKSONVILLE ST.		17	3	4	.750	0	0	.000	1	3	.333	2	6	8	2	0	0	1	0	0	7
at Belmont		16	3	5	.600	1	1	1.000	2	2	1.000	2	3	5	0	0	0	0	1	1	9
NC A&T		14	3	6	.500	0	0	.000	3	4	.750	1	3	4	3	0	0	1	0	0	9
vs. Washington		22	4	10	.400	0	0	.000	3	6	.500	4	6	10	3	0	0	2	1	0	11
at UNLV		24	5	9	.556	0	0	.000	0	0	.000	3	1	4	3	0	0	2	0	0	10
at Eastern Ky.		17	0	2	.000	0	1	.000	1	2	.500	1	3	4	3	0	1	2	0	0	1
at Missouri		6	1	3	.333	0	0	.000	0	0	.000	1	1	2	1	0	0	2	0	1	2
at Indiana State																					
at Saint Mary's																					
at Detroit																					
OHIO																					
AUSTIN PEAY																					
at Fla. Atlantic																					
at FIU																					
CHARLOTTE																					
OLD DOMINION																					
at UAB																					
at Middle Tenn.																					
at Marshall																					
UTEP																					
UTSA																					
at LA Tech																					
at Southern Miss																					
MARSHALL																					
MIDDLE TENN.																					
UAB																					
at Charlotte																					
at Old Dominion																					
NORTH TEXAS																					
RICE																					

SEASON/CAREER HIGHS AT WKU

POINTS

Season 11, vs. Washington, 11/25/16
Career 12, at Middle Tennessee, 02/25/16

REBOUNDS

Season 10, vs. Washington, 11/25/16
Career Same

FIELD GOALS

Season 5, at UNLV, 11/26/16
Career 6, at Middle Tennessee, 02/25/16

FIELD GOALS ATTEMPTED

Season 10, vs. Washington, 11/25/16
Career 10, 2x, last vs. Washington, 11/25/16

THREE-POINT FIELD GOALS

Season 1, at Belmont, 11/19/16
Career Same

THREE-POINT FIELD GOALS ATTEMPTED

Season 1, 2x, last at Eastern Kentucky, 11/30/16
Career 1, 4x, last at Eastern Kentucky, 11/30/16

FREE THROWS

Season 3, 2x, last vs. Washington, 11/25/16
Career 8, vs. Middle Tennessee, 01/30/16

FREE THROWS ATTEMPTED

Season 6, vs. Washington, 11/25/16
Career 10, vs. Brescia (Ky.), 12/28/15

ASSISTS

Season 1, at Eastern Kentucky, 11/30/16
Career 1, 8x, last at Eastern Kentucky, 11/30/16

BLOCKED SHOTS

Season 1, 3x, last vs. Washington, 11/25/16
Career 1, 11x, last at Belmont, 11/19/16

STEALS

Season 1, 2x, last at Missouri, 12/03/16
Career 1, 5x, last at Missouri, 12/03/16

MINUTES PLAYED

Season 24, at UNLV, 11/26/16
Career Same

QUICK-HITTERS

- Recorded first career double-double with 11 points and a career-high 10 rebounds against Washington on Nov. 25, 2016
- Made first career 3-pointer at Belmont on Nov. 19, 2016
- Grabbed career-high eight rebounds in each of WKU's first two games in 2016-17
- Played in 33 games with 19 starts in his first year with the Hilltoppers in 2015-16
- Averaged 4.4 points and 4.0 rebounds as a junior
- Previously played two seasons at Gulf Coast State College, averaging 11.2 point and 7.9 rebounds as a sophomore

CAREER STATISTICS

Year	GP	GS	Min	Avg	FG	FGA	Pct	3FG	FGA	Pct	FT	FTA	Pct	Off	Def	Tot	Avg	PF	FO	Ast	TO	Blk	Stl	Pts	Avg
GULF COAST STATE COLLEGE																									
2013-14	28	16	N/A	N/A	75	159	.472	0	0	.000	49	69	.710	74	98	172	6.1	88	3	16	41	22	11	199	7.1
2014-15	28	19	N/A	N/A	124	245	.506	0	1	.000	66	94	.702	95	126	221	7.9	73	1	15	57	17	8	314	11.2
WKU																									
2015-16	33	19	480	14.5	57	110	.518	0	2	.000	30	43	.698	57	74	131	4.0	65	2	7	26	10	3	144	4.4
2016-17	8	0	135	16.9	23	44	.523	1	2	.500	10	18	.556	17	28	45	5.6	19	0	1	12	3	2	57	7.1
WKU TOTAL	41	19	615	15.0	80	154	.519	1	4	.250	40	61	.656	74	102	176	4.3	84	2	8	38	13	5	201	4.9



#43 MARTY LEAHY

FRESHMAN | GUARD | 6-5 | 210 | HS
BRISBANE, AUSTRALIA (IPSWICH GRAMMAR)

Opp.	GS	Min	FG	A	Pct	3FG	A	Pct	FT	A	Pct	O	D	T	PF	FO	A	TO	B	S	Pts
ALABAMA STATE		13	2	3	.667	2	3	.667	0	0	.000	0	0	0	4	0	0	1	0	0	6
JACKSONVILLE ST.		1	0	0	.000	0	0	.000	0	0	.000	0	0	0	0	0	0	0	0	0	0
at Belmont		1	0	0	.000	0	0	.000	0	0	.000	0	0	0	0	0	0	0	0	0	0
NC A&T		17	1	4	.250	0	1	.000	4	5	.800	1	2	3	2	0	1	2	0	1	6
vs. Washington		9	0	2	.000	0	1	.000	0	0	.000	1	1	2	2	0	0	0	0	1	0
at UNLV		11	0	0	.000	0	0	.000	2	2	1.000	0	3	3	0	0	0	1	0	0	2
at Eastern Ky.		10	1	1	1.000	1	1	1.000	0	0	.000	0	0	0	0	0	0	0	0	0	3
at Missouri		7	0	0	.000	0	0	.000	0	0	.000	0	1	1	1	0	0	0	0	0	0
at Indiana State																					
at Saint Mary's																					
at Detroit																					
OHIO																					
AUSTIN PEAY																					
at Fla. Atlantic																					
at FIU																					
CHARLOTTE																					
OLD DOMINION																					
at UAB																					
at Middle Tenn.																					
at Marshall																					
UTEP																					
UTSA																					
at LA Tech																					
at Southern Miss																					
MARSHALL																					
MIDDLE TENN.																					
UAB																					
at Charlotte																					
at Old Dominion																					
NORTH TEXAS																					
RICE																					

SEASON/CAREER HIGHS AT WKU

POINTS

Season 6, 2x, last vs. N.C. A&T, 11/22/16
Career Same

REBOUNDS

Season 3, 2x, last at UNLV, 11/26/16
Career Same

FIELD GOALS

Season 2, vs. Alabama State, 11/12/16
Career Same

FIELD GOALS ATTEMPTED

Season 4, vs. N.C. A&T, 11/22/16
Career Same

THREE-POINT FIELD GOALS

Season 2, vs. Alabama State, 11/12/16
Career Same

THREE-POINT FIELD GOALS ATTEMPTED

Season 3, vs. Alabama State, 11/12/16
Career Same

FREE THROWS

Season 4, vs. N.C. A&T, 11/22/16
Career Same

FREE THROWS ATTEMPTED

Season 5, vs. N.C. A&T, 11/22/16
Career Same

ASSISTS

Season 1, vs. N.C. A&T, 11/22/16
Career Same

BLOCKED SHOTS

Season 0
Career Same

STEALS

Season 1, 2x, last vs. Washington, 11/25/16
Career Same

MINUTES PLAYED

Season 17, vs. N.C. A&T, 11/22/16
Career Same

QUICK-HITTERS

- Played career-high 17 minutes with six points, 4 of 5 free throws, three rebounds, an assist and a steal against North Carolina A&T on Nov. 22, 2016
- Hit two 3-pointers in his college debut vs. Alabama State on Nov. 12, 2016
- Averaged 24 points, 10 rebounds and five assists per game as a senior at Ipswich Grammar School in Queensland, Australia
- Made trial camp appearances for the Under-17 and Under-19 Australian National Teams
- Played for the Papua New Guinea National Team during the 2015 Pacific Games
- Also played volleyball at Ipswich Grammar

CAREER STATISTICS

Year	GP	GS	Min	Avg	FG	FGA	Pct	3FG	FGA	Pct	FT	FTA	Pct	Off	Def	Tot	Avg	PF	FO	Ast	TO	Blk	Stl	Pts	Avg
2016-17	8	0	69	8.6	4	10	.400	3	6	.500	6	7	.857	2	7	9	1.1	9	0	1	4	0	2	17	2.1
TOTAL	8	0	69	8.6	4	10	.400	3	6	.500	6	7	.857	2	7	9	1.1	9	0	1	4	0	2	17	2.1

HILLTOPPER IMG SPORTS NETWORK

The Hilltoppers can be heard on the radio on 13 different stations throughout the Commonwealth of Kentucky, which reaches over 1.5 million potential listeners.

- WKLX-FM (100.7) Bowling Green*
- WTCO-AM (1450) Campbellsville
- WTHX-FM (106.1) Elizabethtown
- WIEL-AM (1400) Elizabethtown
- WFKN-AM (1220) Franklin
- WCDS-AM (1230) Glasgow
- WXAM-AM (1430) Hodgenville
- WHOP-FM (95.3) Hopkinsville
- WHOP-AM (1230) Hopkinsville
- WXVW-AM (1450) Louisville
- WTTL-AM (1310) Madisonville
- WPKY-AM (1580) Princeton
- WTLO-AM (1480) Somerset

(*) denotes originating station

GAME-BY-GAME HIGHLIGHTS

NOVEMBER 1, 2016 | WKU 87, CAMPBELLVILLE 79 (EXH.) | BOWLING GREEN, KY.

- Five players scored in double figures for the Hilltoppers, who shot 47 percent from the field, netted 26 of 32 free throws and made their last 11 shots of the first half
- Justin Johnson paced WKU with 22 points and 12 rebounds, including two 3-pointers – one more than he made all last season
- Pancake Thomas had 17 points, while fellow graduate senior guard Junior Lomomba tallied 11 points, five rebounds and three assists in 37 minutes
- Willie Carmichael, who sat out last season after transferring from Tennessee, amassed 11 points and 13 rebounds in his first action as a Hilltopper

NOVEMBER 5, 2016 | WKU 103, KENTUCKY WESLEYAN 97, 2OT (EXH.) | BOWLING GREEN, KY.

- Pancake Thomas hit a game-tying 3-pointer as time expired in the first overtime to force a second extra period
- The Hilltoppers held KWC to four points in the second overtime and netted 33 of 43 free throws to help seal the victory
- Junior Lomomba scored a team-high 29 points, while Pancake Thomas added 24 points
- Junior Lomomba, Pancake Thomas and Que Johnson all played at least 45 minutes
- KWC's Ken-Jah Bosley scored 42 points with eight made 3s, but he was held scoreless in the second overtime

NOVEMBER 12, 2016 | WKU 79, ALABAMA STATE 66 | BOWLING GREEN, KY.

- The Hilltoppers held Alabama State to 17 points and 20.6 percent shooting in the first half
- Que Johnson paced WKU with a team-high 16 points and nine rebounds
- Pancake Thomas tallied 15 points – including 8-of-8 from the free-throw line – with four assists
- Freshmen Marty Leahy and Tobias Howard each hit two 3-pointers in their college debuts

NOVEMBER 16, 2016 | WKU 74, JACKSONVILLE STATE 67 | BOWLING GREEN, KY.

- WKU made 9 of 18 shots from 3-point range for the second straight game and netted 13 of 16 free throws
- Justin Johnson tallied his 11th career double-double with 17 points and 10 rebounds
- Que Johnson and Pancake Thomas each tallied 14 points
- Junior Lomomba contributed 11 points and a career-high seven assists

NOVEMBER 19, 2016 | BELMONT 90, WKU 69 | NASHVILLE, TENN.

- Belmont netted 16 of 34 3-pointers and shot 65.5 percent in the second half
- The Bruins' Evan Bradds led the way with 26 points and 14 rebounds
- Justin Johnson paced WKU with 17 point and nine rebounds, while Que Johnson added 14 points

NOVEMBER 22, 2016 | WKU 77, NORTH CAROLINA A&T 56 | BOWLING GREEN, KY.

- WKU netted 31 of 37 free throws, its most makes from the charity stripe since 2003
- Que Johnson led the Hilltoppers with 18 points, all in the first half
- Pancake Thomas and Ben Lawson each scored 13 points
- Justin Johnson registered his 12th career double-double with 12 points and 10 rebounds

NOVEMBER 25, 2016 | WASHINGTON 86, WKU 47 | LAS VEGAS, NEV.

- WKU shot 25.4 percent from the field, including 17.1 percent in the second half
- Que Johnson paced the Hilltoppers with 12 points
- Anton Waters recorded his first career double-double with 11 points and a career-high 10 rebounds

NOVEMBER 26, 2016 | UNLV 71, WKU 61 | LAS VEGAS, NEV.

- UNLV made 13 of 29 3-pointers, including 11 combined from Tyrell Green and Jalen Poyser
- Que Johnson paced WKU with 16 points, seven rebounds, three assists, two steals and a block
- Justin Johnson registered his 13th career double-double with 10 points and 10 rebounds

NOVEMBER 30, 2016 | EASTERN KENTUCKY 78, WKU 59 | RICHMOND, KY.

- Eastern Kentucky made 13 of 29 3-pointers and shot 50.9 percent from the field, including 59.3 percent in the second half
- Justin Johnson paced WKU with 18 points and eight rebounds
- Junior Lomomba scored a season-high 15 points, including 13 in the first half, and made 9 of 12 free throws

DECEMBER 3, 2016 | MISSOURI 59, WKU 56 | COLUMBIA, MO.

- WKU held Missouri without a field goal for the final 8:29 but could not come any closer than one point in the waning minutes
- Justin Johnson led the Hilltoppers with 14 points to go along with five rebounds
- Que Johnson added 12 points and eight rebounds, and Junior Lomomba had nine points, six assists and three rebounds

2016-17 RESULTS

DATE	OPPONENT	SCORE	ATTENDANCE	WKU HIGH POINTS	WKU HIGH REBOUNDS	OPP HIGH POINTS
11/12	ALABAMA STATE	W, 79-66	4,149	Q. Johnson (16)	Q. Johnson (9)	Rodney Simeon (25)
11/16	JACKSONVILLE STATE	W, 74-67	4,226	J. Johnson (17)	J. Johnson (10)	Erik Durham (17)
11/19	at Belmont	L, 90-69	3,619	J. Johnson (17)	J. Johnson (9)	Evan Bradds (26)
11/22	NORTH CAROLINA A&T	W, 77-56	3,751	Q. Johnson (18)	J. Johnson (10)	Sam Hunt (19)
11/25	vs. Washington	L, 86-47	9,815	Q. Johnson (12)	J. Johnson (11)	Dominic Green (20)
11/26	at UNLV	L, 71-61	8,810	Q. Johnson (16)	J. Johnson (10)	Tyrell Green (23)
11/30	at Eastern Kentucky	L, 78-59	5,400	J. Johnson (18)	J. Johnson (8)	Asante Gist (19)
12/03	at Missouri	L, 59-56	4,547	J. Johnson (14)	Q. Johnson (8)	Frankie Hughes (18)
12/11	at Indiana State					
12/14	at Saint Mary's					
12/17	at Detroit					
12/21	OHIO					
12/28	AUSTIN PEAY					
12/31	at Florida Atlantic					
01/02	at FIU					
01/05	CHARLOTTE					
01/07	OLD DOMINION					
01/12	at UAB					
01/14	at Middle Tennessee					
01/21	at Marshall					
01/26	UTEP					
01/28	UTSA					
02/02	at LA Tech					
02/04	at Southern Miss					
02/11	MARSHALL					
02/16	MIDDLE TENNESSEE					
02/19	UAB					
02/23	at Charlotte					
02/25	at Old Dominion					
03/02	NORTH TEXAS					
03/04	RICE					

2016-17 GAME-BY-GAME STARTING LINEUPS

DATE	OPPONENT	G	G	G/F	F	F	RECORD*
11/12	ALABAMA STATE	Lomomba	Thomas	Q. Johnson	J. Johnson	Lawson	1-0
11/16	JACKSONVILLE STATE	Lomomba	Thomas	Q. Johnson	J. Johnson	Lawson	2-0
11/19	at Belmont	Lomomba	Thomas	Q. Johnson	J. Johnson	Lawson	2-1
11/22	NORTH CAROLINA A&T	Lomomba	Thomas	Q. Johnson	J. Johnson	Lawson	3-1
11/25	vs. Washington	Lomomba	Thomas	Q. Johnson	J. Johnson	Lawson	3-2
11/26	at UNLV	Lomomba	Thomas	Q. Johnson	J. Johnson	Lawson	3-3
11/30	at Eastern Kentucky	Lomomba	Thomas	Q. Johnson	J. Johnson	Lawson	3-4
12/03	at Missouri	Howard	Thomas	Lomomba	Q. Johnson	J. Johnson	0-1
12/11	at Indiana State						
12/14	at Saint Mary's						
12/17	at Detroit						
12/21	OHIO						
12/28	AUSTIN PEAY						
12/31	at Florida Atlantic						
01/02	at FIU						
01/05	CHARLOTTE						
01/07	OLD DOMINION						
01/12	at UAB						
01/14	at Middle Tennessee						
01/21	at Marshall						
01/26	UTEP						
01/28	UTSA						
02/02	at LA Tech						
02/04	at Southern Miss						
02/11	MARSHALL						
02/16	MIDDLE TENNESSEE						
02/19	UAB						
02/23	at Charlotte						
02/25	at Old Dominion						
03/02	NORTH TEXAS						
03/04	RICE						

(*) running count of WKU's record with listed lineup

2016-17 GAME-BY-GAME COMPARISON

DATE	OPPONENT	FGM-A/%	3FG-A/%	FTM-A/%	OR-DR-TOT	PF	AST	TO	BK	STL	PTS
11/12	WKU	23-51/.451	9-18/.500	24-32/.750	8-36-44	13	10	18	4	3	79
	ALABAMA STATE	26-74/.351	9-29/.310	5-6/.833	12-27-39	27	12	13	2	7	66
11/16	WKU	26-54/.481	9-18/.500	13-16/.813	8-28-36	10	12	11	3	4	74
	JACKSONVILLE STATE	27-65/.415	8-22/.364	5-6/.833	11-23-34	17	11	8	2	6	67
11/19	WKU	28-62/.452	6-16/.375	7-10/.700	8-23-31	10	9	14	5	5	69
	at Belmont	36-62/.581	16-34/.471	2-4/.500	3-28-31	12	24	12	2	7	90
11/22	WKU	21-48/.438	4-15/.267	31-37/.838	10-25-35	16	12	13	4	4	77
	NORTH CAROLINA A&T	20-45/.444	5-14/.357	11-18/.611	4-21-25	28	4	18	4	6	56
11/25	WKU	17-67/.254	3-16/.188	10-19/.526	12-34-46	22	8	15	7	4	47
	vs. Washington	29-75/.387	9-22/.409	19-27/.704	19-41-60	19	16	10	12	7	86
11/26	WKU	22-55/.400	7-21/.333	10-14/.714	8-25-33	15	13	11	4	5	61
	at UNLV	24-57/.421	13-29/.448	10-12/.833	9-29-38	13	18	11	1	5	71
11/30	WKU	16-42/.381	5-17/.294	22-29/.759	5-21-26	12	10	13	4	5	59
	at Eastern Kentucky	29-57/.509	13-29/.448	7-10/.700	7-23-30	19	13	9	2	5	78
12/03	WKU	21-52/.404	3-15/.200	11-19/.579	4-26-30	20	11	15	4	7	56
	at Missouri	20-57/.351	5-24/.208	14-21/.667	14-30-44	16	10	17	1	10	59
12/11	WKU										
	at Indiana State										
12/14	WKU										
	at Saint Mary's										
12/17	WKU										
	at Detroit Mercy										
12/21	WKU										
	OHIO										
12/28	WKU										
	AUSTIN PEAY										
12/31	WKU										
	at Florida Atlantic										
01/02	WKU										
	at FIU										
01/05	WKU										
	CHARLOTTE										
01/07	WKU										
	OLD DOMINION										
01/12	WKU										
	at UAB										
01/14	WKU										
	at Middle Tennessee										
01/21	WKU										
	at Marshall										
01/26	WKU										
	UTEP										
01/28	WKU										
	UTSA										
02/02	WKU										
	at LA Tech										
02/04	WKU										
	at Southern Miss										
02/11	WKU										
	MARSHALL										
02/16	WKU										
	MIDDLE TENNESSEE										
02/19	WKU										
	UAB										
02/23	WKU										
	at Charlotte										
02/25	WKU										
	at Old Dominion										
03/02	WKU										
	NORTH TEXAS										
03/04	WKU										
	RICE										

2016-17 SPECIALTY STATS (LISTED: WKU-OPPONENT)

DATE	OPPONENT	IN PAINT	OFF TO	SECOND CHANCE	FAST BREAK	BENCH	LARGEST LEAD	LARGEST DEFICIT	LEAD CHANGES	TIES
11/12	ALABAMA STATE	24-30	14-21	9-18	4-11	22-16	24	None	0	0
11/16	JACKSONVILLE STATE	30-32	7-12	12-10	9-2	10-5	12	11	5	4
11/19	at Belmont	28-40	8-17	11-7	6-8	15-31	11	21	3	5
11/22	NORTH CAROLINA A&T	20-24	22-10	5-2	11-6	19-21	21	1	2	2
11/25	vs. Washington	20-34	4-10	7-17	2-13	18-41	2	41	4	4
11/26	at UNLV	22-16	7-14	7-9	7-2	15-9	3	13	8	6
11/30	at Eastern Kentucky	18-24	14-16	4-7	2-2	4-33	None	24	0	0
12/03	at Missouri	26-24	18-17	2-14	2-9	6-8	6	10	8	6
12/11	at Indiana State									
12/14	at Saint Mary's									
12/17	at Detroit Mercy									
12/21	OHIO									
12/28	AUSTIN PEAY									
12/31	at Florida Atlantic									
01/02	at FIU									
01/05	CHARLOTTE									
01/07	OLD DOMINION									
01/12	at UAB									
01/14	at Middle Tennessee									
01/21	at Marshall									
01/26	UTEP									
01/28	UTSA									
02/02	at LA Tech									
02/04	at Southern Miss									
02/11	MARSHALL									
02/16	MIDDLE TENNESSEE									
02/19	UAB									
02/23	at Charlotte									
02/25	at Old Dominion									
03/02	NORTH TEXAS									
03/04	RICE									

2016-17 TEAM SUPERLATIVES

WKU	HIGHS	LOWS
Points	79 (vs. Alabama State, 11/12)	47 (vs. Washington, 11/25)
First-half points	42 (vs. North Carolina A&T, 11/22)	24 (at Eastern Kentucky, 11/30)
Second-half points	45 (vs. Alabama State, 11/12)	16 (vs. Washington, 11/25)
Overtime points		
Winning margin	21 (vs. North Carolina A&T, 11/22)	7 (vs. Jacksonville State, 11/16)
Field goals	28 (at Belmont, 11/19)	16 (at Eastern Kentucky, 11/30)
Field goals attempted	67 (vs. Washington, 11/25)	42 (at Eastern Kentucky, 11/30)
Field goal percentage	.481 (vs. Jacksonville State, 11/16)	.254 (vs. Washington, 11/25)
3-point field goals	9 (2 times)	3 (2 times)
3-point field goals attempted	21 (at UNLV, 11/26)	15 (2 times)
3-point field goal percentage	(.500) 2 times	.188 (vs. Washington, 11/25)
Free throws	31 (vs. North Carolina A&T, 11/22)	7 (at Belmont, 11/19)
Free throws attempted	37 (vs. North Carolina A&T, 11/22)	10 (at Belmont, 11/19)
Free throw percentage	.838 (vs. North Carolina A&T, 11/22)	.526 (vs. Washington, 11/25)
Rebounds	46 (vs. Washington, 11/25)	26 (at Eastern Kentucky, 11/30)
Offensive rebounds	12 (vs. Washington, 11/25)	4 (at Missouri, 12/03)
Defensive rebounds	36 (vs. Alabama State, 11/12)	21 (at Eastern Kentucky, 11/30)
Personal fouls	22 (vs. Washington, 11/25)	10 (at Belmont, 11/19)
Assists	13 (at UNLV, 11/26)	8 (vs. Washington, 11/25)
Turnovers	18 (vs. Alabama State, 11/12)	11 (2 times)
Blocked shots	7 (vs. Washington, 11/25)	3 (vs. Jacksonville State, 11/16)
Steals	7 (at Missouri, 12/03)	3 (vs. Alabama State, 11/12)

OPPONENTS	HIGHS	LOWS
Points	90 (at Belmont, 11/19)	56 (vs. North Carolina A&T, 11/22)
First-half points	42 (at Belmont, 11/19)	17 (vs. Alabama State, 11/12)
Second-half points	49 (vs. Alabama State, 11/12)	22 (vs. North Carolina A&T, 11/22)
Overtime points		
Winning margin	39 (vs. Washington, 11/25)	3 (at Missouri, 12/03)
Field goals	36 (at Belmont, 11/19)	20 (2 times)
Field goals attempted	75 (vs. Washington, 11/25)	45 (vs. North Carolina A&T, 11/22)
Field goal percentage	.581 (at Belmont, 11/19)	.351 (2 times)
3-point field goals	16 (at Belmont, 11/19)	5 (at Missouri, 12/03)
3-point field goals attempted	34 (at Belmont, 11/19)	14 (vs. North Carolina A&T, 11/22)
3-point field goal percentage	.471 (at Belmont, 11/19)	.208 (at Missouri, 12/03)
Free throws	19 (vs. Washington, 11/25)	2 (at Belmont, 11/19)
Free throws attempted	27 (vs. Washington, 11/25)	4 (at Belmont, 11/19)
Free throw percentage	.833 (3 times)	.500 (at Belmont, 11/19)
Rebounds	60 (vs. Washington, 11/25)	25 (vs. North Carolina A&T, 11/22)
Offensive rebounds	19 (vs. Washington, 11/25)	3 (at Belmont, 11/19)
Defensive rebounds	41 (vs. Washington, 11/25)	21 (vs. North Carolina A&T, 11/22)
Personal fouls	28 (vs. North Carolina A&T, 11/22)	12 (at Belmont, 11/19)
Assists	24 (at Belmont, 11/19)	4 (vs. North Carolina A&T, 11/22)
Turnovers	18 (vs. North Carolina A&T, 11/22)	8 (vs. Jacksonville State, 11/16)
Blocked shots	12 (vs. Washington, 11/25)	1 (2 times)
Steals	10 (at Missouri, 12/03)	5 (2 times)

2016-17 INDIVIDUAL SUPERLATIVES
WKU HIGHS

Points	18 (2 instances)
Field goals	7 (J. Johnson at Belmont, 11/19)
Field goals attempted	15 (Q. Johnson at Belmont, 11/19)
Field goal percentage (min. 6 att.)	.636 [7-11] (J. Johnson at Belmont, 11/19)
3-point field goals	4 (Thomas vs. Jacksonville State, 11/16)
3-point field goals attempted	10 (Q. Johnson, at UNLV, 11/26)
3-point field goal percentage (min. 4 att.)	.750 [3-4] (J. Johnson at Belmont, 11/19)
Free throws	8 (2 instances)
Free throws attempted	8 (2 instances)
Free throw percentage (min. 6 att.)	1.000 (4 instances)
Rebounds	11 (J. Johnson vs. Washington, 11/25)
Assists	7 (Lomomba vs. Jacksonville State, 11/16)
Turnovers	5 (Lomomba vs. Washington, 11/25)
Blocked shots	5 (Lawson vs. Washington, 11/25)
Steals	2 (7 instances)
Minutes	39 (2 instances)

OPPONENT HIGHS

Points	26 (Evan Bradds [Belmont], 11/19)
Field goals	12 (Evan Bradds [Belmont], 11/19)
Field goals attempted	20 (Sam Hunt, [N.C. A&T], 11/22)
Field goal percentage (min. 6 att.)	.750 [6-8] (2 instances)
3-point field goals	7 (Rodney Simeon [Alabama State], 11/12)
3-point field goals attempted	11 (2 instances)
3-point field goal percentage (min. 4 att.)	1.000 [4-4] (Isaac McGlone [Eastern Kentucky], 11/30)
Free throws	5 (Frankie Hughes, [Missouri], 12/03)
Free throws attempted	6 (2 instances)
Free throw percentage (min. 6 att.)	.833 (Frankie Hughes, [Missouri], 12/03)
Rebounds	14 (Evan Bradds [Belmont], 11/19)
Assists	10 (Markelle Fultz [Washington], 11/25)
Turnovers	6 (Austin Luke [Belmont], 11/19)
Blocked shots	4 (Malik Dime [Washington], 11/25)
Steals	4 (Terrance LeFlore [Alabama State], 11/12)
Minutes	38 (3 instances)

WKU'S TOP INDIVIDUAL GAMES

Points	
1. Que Johnson vs. North Carolina A&T.....	18
Justin Johnson at Eastern Kentucky.....	18
3. Justin Johnson vs. Jacksonville State.....	17
Justin Johnson at Belmont.....	17
5. Que Johnson vs. Alabama State	16
Que Johnson at UNLV.....	16
7. Pancake Thomas vs. Alabama State	15
Junior Lomomba at Eastern Kentucky	15
9. Pancake Thomas vs. Jacksonville State	14
Que Johnson vs. Jacksonville State	14
Que Johnson at Belmont.....	14
Justin Johnson at Missouri	14

Rebounds	
1. Justin Johnson vs. Washington.....	11
2. Anton Waters vs. Washington.....	10
Justin Johnson vs. Jacksonville State.....	10
Justin Johnson vs. North Carolina A&T	10
Justin Johnson at UNLV	10
6. Que Johnson vs. Alabama State	9
Justin Johnson at Belmont	9
8. Anton Waters vs. Alabama State.....	8
Anton Waters vs. Jacksonville State.....	8
Justin Johnson at Eastern Kentucky.....	8
Que Johnson at Missouri.....	8

Assists	
1. Junior Lomomba vs. Jacksonville State.....	7
2. Junior Lomomba at Missouri	6
3. Junior Lomomba at Belmont.....	5
4. Pancake Thomas vs. Alabama State	4
Damari Parris vs. North Carolina A&T.....	4
Junior Lomomba vs. Washington.....	4
Pancake Thomas at Eastern Kentucky	4

Blocked Shots	
1. Ben Lawson vs. Washington.....	5
2. Ben Lawson at Belmont.....	3
Ben Lawson at Eastern Kentucky	3
Ben Lawson at Missouri.....	3

Steals	
1. Que Johnson vs. Jacksonville State	2
Que Johnson vs. Alabama State	2
Que Johnson at UNLV.....	2
Pancake Thomas at Belmont.....	2
Damari Parris vs. North Carolina A&T.....	2
Pancake Thomas at Eastern Kentucky	2
Tobias Howard at Missouri	2

Minutes Played	
1. Que Johnson at UNLV.....	39
Pancake Thomas at Missouri.....	39
3. Pancake Thomas at UNLV.....	38
4. Que Johnson vs. Jacksonville State	37
Pancake Thomas at Belmont.....	37
Pancake Thomas at Eastern Kentucky	37
7. Pancake Thomas vs. Jacksonville State	36
Justin Johnson vs. Jacksonville State.....	36
Junior Lomomba at Eastern Kentucky	36
10. Pancake Thomas vs. Jacksonville State	35
Junior Lomomba at Missouri	35

GAME 1

Nov. 12, 2016
WKU 79
ASU 66



Official Basketball Box Score - Game Totals - Final Statistics
Alabama State vs WKU
11/12/16 7 p.m. at Bowling Green, Ky. (E.A. Diddle Arena)



Alabama State 66 • 0-1

#	Player	Total		3-Ptr		Rebounds		PF	TP	A	TO	Bk	Stl	Min
		FG	FGA	FT	FTA	Off	Def							
14	ARMSTRONG, Tony	1	3-9	0-0	0-0	2	5	8	3	6	0	1	1	29
00	WARNOCK, Amir	c	2-5	0-0	0-0	1	4	5	2	4	0	1	0	18
01	SIMEON, Rodney	g	8-15	7-11	2-3	0	1	1	4	25	1	2	0	0
30	THOMAS, Torloft	g	2-8	0-3	0-0	0	2	2	3	4	4	2	0	0
30	LEFLORE, Terrance	g	5-14	1-6	0-0	2	0	2	2	11	4	1	0	4
02	BUTLER, Corvon	g	4-10	0-1	3-3	3	4	7	3	11	1	0	0	1
11	ROGERS, Austin	g	0-2	0-1	0-0	0	0	0	2	0	0	0	0	0
12	GEE, Reginald	g	1-3	1-3	0-0	0	1	1	1	3	0	0	0	0
20	HOLLAWAY, Glenn	g	0-0	0-0	0-0	0	0	0	0	0	0	0	0	0
25	TYSON, Mikel	g	1-2	0-0	0-0	0	1	1	2	2	1	1	0	0
31	CLEVELAND, Artis	g	0-0	0-0	0-0	2	0	2	0	1	2	1	0	0
52	ROGERS, Steve	g	0-6	0-4	0-0	0	3	3	0	0	2	0	1	19
Team														
Totals		26-74	9-29	5-6	12	27	39	27	66	12	13	2	7	200

FG % 1st Half: 7-34 20.6% 2nd half: 19-40 47.5% Game: 26-74 35.1%
3FG % 1st Half: 2-16 12.5% 2nd half: 7-13 53.8% Game: 9-29 31.0%
FT % 1st Half: 1-1 100.0 2nd half: 4-5 80.0% Game: 5-6 83.3%

WKU 79 • 1-0

#	Player	Total		3-Ptr		Rebounds		PF	TP	A	TO	Bk	Stl	Min
		FG	FGA	FT	FTA	Off	Def							
14	LAWSON, Ben	f	3-5	0-0	2-4	2	4	6	0	8	0	1	1	0
23	JOHNSON, Justin	f	3-8	0-2	3-6	0	7	7	1	9	0	3	1	1
05	LOMOMBA, Junior	g	1-5	1-1	6-6	0	5	6	0	3	0	0	0	28
12	THOMAS, Pancake	g	3-11	1-3	8-8	0	2	0	15	4	2	0	0	34
32	JOHNSON, Que	g	5-9	3-6	3-5	0	9	9	3	16	1	3	1	2
01	HOWARD, Tobias	g	2-4	2-3	0-0	1	2	3	0	6	2	1	0	0
01	PARRIS, Damari	g	0-1	0-0	2-2	1	0	1	2	0	1	0	0	12
15	MILLER, Tyler	g	0-0	0-0	0-0	0	0	0	0	0	0	0	0	1
42	WATERS, Anton	g	4-5	0-0	0-1	3	5	8	4	8	2	1	0	19
43	LEAHY, Marty	g	2-3	2-3	0-0	0	0	0	4	6	0	1	0	0
Team														
Totals		23-51	9-18	24-32	8	36	44	13	79	10	1	4	3	200

FG % 1st Half: 12-30 40.0% 2nd half: 11-21 52.4% Game: 23-51 45.1%
3FG % 1st Half: 4-10 40.0% 2nd half: 5-8 62.5% Game: 9-18 50.0%
FT % 1st Half: 6-10 60.0% 2nd half: 18-22 81.8% Game: 24-32 75.0%

Officials: Tyler Kumpf, Antonio Petty, Mike Stuart
Technical fouls: Alabama State-None, WKU-None.
Attendance: 4149

Score by periods	1st	2nd	Total
Alabama State	17	49	66
WKU	34	45	79

Last FG - ALST 2nd-00:01, WKU 2nd-00:40.
Largest lead - ALST None, WKU by 24 2nd-04:41.
ALST led for 00:00. WKU led for 39:27. Game was tied for 00:33.

Points In Off 2nd Fast
ALST 30 21 18 11 16
WKU 24 14 18 4 22

Score tied - 0 times.
Lead changed - 0 times.

GAME 2

Nov. 16, 2016
WKU 74
JSU 67



Official Basketball Box Score - Game Totals - Final Statistics
Jacksonville State vs WKU
11/16/16 8 p.m. at Bowling Green, Ky. (E.A. Diddle Arena)



Jacksonville State 67 • 1-2

#	Player	Total		3-Ptr		Rebounds		PF	TP	A	TO	Bk	Stl	Min
		FG	FGA	FT	FTA	Off	Def							
31	CUNNINGHAM, Christian	f	4-5	0-0	1-2	3	5	8	3	9	2	1	1	2
12	GIGA, Norbertas	c	8-16	0-2	0-0	1	5	6	2	16	2	0	1	1
01	TUCKER, Greg	g	4-11	1-5	2-2	0	4	4	1	11	0	1	1	2
15	DURHAM, Erik	g	6-9	5-6	0-0	1	1	2	0	17	1	2	0	1
21	DRUMWRIGHT, Malcol	g	4-14	1-5	0-0	0	4	4	5	9	5	1	0	0
03	GREEN, Derrick	g	0-2	0-0	0-0	1	0	1	0	0	0	1	0	9
04	EDWARDS, Tyrik	g	0-0	0-0	0-0	0	0	0	0	0	0	1	0	0
01	JONES, Deshawn	g	0-1	0-0	0-0	0	0	0	0	0	1	0	0	0
11	CROSS, Jacara	g	0-2	0-0	2-2	1	0	1	1	2	0	0	0	0
33	STATAM, Andre	g	1-5	1-4	0-0	0	2	2	4	3	0	1	0	1
Team														
Totals		27-65	8-22	5-6	11	23	34	17	67	11	8	2	6	200

FG % 1st Half: 12-32 37.5% 2nd half: 15-33 45.5% Game: 27-65 41.5%
3FG % 1st Half: 4-10 40.0% 2nd half: 4-12 33.3% Game: 8-22 36.4%
FT % 1st Half: 2-2 100.0 2nd half: 3-4 75.0% Game: 5-6 83.3%

WKU 74 • 2-0

#	Player	Total		3-Ptr		Rebounds		PF	TP	A	TO	Bk	Stl	Min
		FG	FGA	FT	FTA	Off	Def							
14	LAWSON, Ben	f	3-7	0-0	2-3	1	4	5	1	8	0	0	2	1
23	JOHNSON, Justin	f	6-14	2-4	3-3	4	6	10	0	17	1	0	1	0
05	LOMOMBA, Junior	g	2-6	0-2	7-7	0	2	2	2	11	7	4	0	1
12	THOMAS, Pancake	g	5-10	4-7	0-0	0	0	0	2	14	2	2	0	0
32	JOHNSON, Que	g	6-11	2-4	0-0	1	1	7	2	14	1	2	0	2
01	HOWARD, Tobias	g	1-1	1-1	0-0	0	0	0	0	3	0	0	0	6
01	PARRIS, Damari	g	0-1	0-0	0-0	0	0	0	2	2	1	0	0	0
42	WATERS, Anton	g	3-4	0-0	1-3	2	6	8	2	7	0	1	0	0
43	LEAHY, Marty	g	0-0	0-0	0-0	0	0	0	0	0	0	0	0	0
Team														
Totals		26-54	9-18	13-16	8	28	36	10	74	12	11	3	4	200

FG % 1st Half: 13-32 40.6% 2nd half: 13-22 59.1% Game: 26-54 48.1%
3FG % 1st Half: 3-8 37.5% 2nd half: 6-10 60.0% Game: 9-18 50.0%
FT % 1st Half: 1-1 100.0 2nd half: 12-15 80.0% Game: 13-16 81.3%

Officials: Tom Eades, Tommy Short, Roger Ayers
Technical fouls: Jacksonville State-None, WKU-None.
Attendance: 4226

Score by periods	1st	2nd	Total
Jacksonville State	30	37	67
WKU	30	44	74

Last FG - JSU 2nd-00:09, WKU 2nd-01:28.
Largest lead - JSU by 11 1st-11:29, WKU by 12 2nd-04:40.
JSU led for 14:05. WKU led for 21:03. Game was tied for 04:52.

Points In Off 2nd Fast
JSU 32 12 10 2 10
WKU 30 7 12 9 10

Score tied - 4 times.
Lead changed - 5 times.

GAME 3

Nov. 19, 2016
BEL 90
WKU 69



Official Basketball Box Score - Game Totals - Final Statistics
WKU vs Belmont
11/19/16 7:00 p.m. at Nashville, Tenn. (Curb Event Center)



WKU 69 • 2-1

#	Player	Total		3-Ptr		Rebounds		PF	TP	A	TO	Bk	Stl	Min
		FG	FGA	FT	FTA	Off	Def							
14	LAWSON, Ben	f	4-7	0-1	1-2	0	4	4	1	9	0	3	3	0
23	JOHNSON, Justin	f	7-11	3-4	0-1	1	8	9	2	17	2	2	1	0
05	LOMOMBA, Junior	g	3-9	0-2	0-1	0	0	0	2	6	5	3	0	0
12	THOMAS, Pancake	g	2-9	0-2	4-4	1	5	6	1	8	1	1	0	2
32	JOHNSON, Que	g	6-15	2-5	0-0	2	0	2	1	14	1	3	0	1
01	HOWARD, Tobias	g	0-0	0-0	0-0	1	0	1	1	0	0	1	0	1
01	PARRIS, Damari	g	3-6	0-1	0-0	0	1	1	2	6	0	1	0	0
15	MILLER, Tyler	g	0-0	0-0	0-0	0	0	0	0	0	0	0	0	0
21	STAJKOVSKI, Marko	g	0-0	0-0	0-0	0	0	0	0	0	0	0	0	1
42	WATERS, Anton	g	3-5	1-1	2-2	2	3	5	0	9	0	1	1	16
43	LEAHY, Marty	g	0-0	0-0	0-0	0	0	0	0	0	0	0	0	0
Team														
Totals		28-62	6-16	7-10	8	23	31	10	69	9	14	5	5	200

FG % 1st Half: 16-31 51.6% 2nd half: 12-31 38.7% Game: 28-62 45.2%
3FG % 1st Half: 4-8 50.0% 2nd half: 2-8 25.0% Game: 6-16 37.5%
FT % 1st Half: 3-4 75.0% 2nd half: 4-6 66.7% Game: 7-10 70.0%

Belmont 90 • 1-1

#	Player	Total		3-Ptr		Rebounds		PF	TP	A	TO	Bk	Stl	Min
		FG	FGA	FT	FTA	Off	Def							
32	EGEKEZE, Amanze	f	3-7	1-5	0-0	1	1	2	3					
35	BRADDS, Evan	f	12-17	1-1	1-2	1	2	14	14	3	26	4	1	31
01	LUKE, Austin	e	6-8	4-6	0-0	4	4	4	2	16	9	6	0	23
03	WINDLER, Dylan	e	3-6	0-2	0-0	0	6	6	0	6	3	1	1	18
04	BARNETTE, Taylor	e	6-8	2-5	0-0	4	4	4	0	1	1	0	0	15
02	SMITH, Nick	e	6-8	0-8	0-0	0	0	0	1	18	0	0	0	15
21	MCCLAIN, Kevin	e	2-3	2-3	1-2	0	1	1	0	7	2	1	0	12
23	SAMPSON, Burton	e	0-0	0-0	0-0	0	0	0	0	0	1	0	0	8
24	BERKERT, Michael	e	1-1	1-3	0-0	0	0	0	0	0	0	0	0	1
31	LESTER, Josh	e	0-0	0-0	0-0	0	0	0	0	0	0	0	0	1
41	HADDEN, Tyler	e	1-1	1-1	0-0	0	0	0	1	3	0	0	1	2
50	ADLER-SPERGER, Seth	e	0-0	0-0	0-0	0	0	0	0	1	0	1	0	3
	Totals		36-62	16-34	2-4	3	28	31	12	90	24	2	7	200

GAME 5

Nov. 25, 2016
WASH 86
WKU 47



Official Basketball Box Score -- Game Totals -- Final Statistics
Washington vs WKU
11/25/16 5:00 PM at Tarkenton Court, Thomas & Mack Center



Washington 86 • 4-1

#	Player	Total		3-Ptr		Rebounds		PF	TP	A	TO	Bk	Stl	Min
		FG	FGA	FG	FGA	FT	FTA							
04	Thybulle, Matisse	r	3-9	1-5	2-2	0	1	1	2	9	1	0	1	25
10	Dime, Malik	r	5-8	0-0	3-4	2	5	7	3	13	3	0	4	25
15	Dickerson, Noah	r	2-6	0-0	1-2	3	3	6	5	5	0	1	0	13
01	Crisp, David	g	3-8	3-5	0-0	1	1	2	2	9	0	2	0	1
20	Fultz, Markelle	g	3-14	1-3	2-4	3	5	8	3	9	10	3	3	31
00	Baruti, Bitumba	g	0-1	0-1	0-0	1	0	1	0	0	0	0	0	2
02	Kingma, Dan	g	0-1	0-1	1-2	0	0	0	1	1	0	0	0	4
05	Barnard, Quin	g	0-0	0-0	0-0	0	0	0	0	0	1	0	0	2
22	Green, Dominic	g	7-11	4-6	2-3	0	6	6	0	20	0	1	3	25
23	Johnson, Carlos	g	3-5	0-1	2-2	2	1	3	3	8	1	2	0	17
24	Durusseau, Devenir	g	0-1	0-0	0-0	1	2	3	1	0	0	1	0	5
32	Bowman, Greg	g	0-2	0-0	1-2	2	1	3	0	1	0	0	1	2
33	Timmins, Sam	g	1-3	0-0	3-4	1	11	12	0	5	0	0	1	17
41	Atewe, Matthew	g	2-6	0-0	2-2	2	5	7	0	6	0	0	0	10
Team						1	0	1						

WKU 47 • 3-2

#	Player		Total		3-Ptr		Rebounds				PF	TP	A	TO	Bk	Stl	Min
			FG	FGA	FG	FGA	FT	FTA	Off	Def							
14	LAWSON, Ben	r	0-0	0-0	0-0	0-2	1	3	4	0	3	5	0	0	0	15	
23	JOHNSON, Justin	r	2-9	0-1	1-2	3	8	11	2	5	2	0	0	0	32		
05	LOMOMBA, Junior	g	1-7	0-1	0-1	0	2	2	1	2	4	5	0	0	26		
12	THOMAS, Pancake	g	4-14	1-4	1-1	2	4	4	1	10	1	1	0	1	33		
32	JOHNSON, Que	g	3-12	1-5	5-7	0	5	4	12	0	1	0	1	0	30		
01	HOWARD, Tobias	g	3-7	1-4	0-0	1	1	2	2	7	0	2	1	0	17		
03	PARRIS, Damari	g	0-6	0-0	0-0	0	1	1	3	0	1	1	0	0	14		
15	MILLER, Tyler	g	0-0	0-0	0-0	0	0	0	0	0	0	0	0	0	1		
42	WATERS, Anton	g	4-10	0-0	3-6	4	6	10	3	11	0	2	1	2	22		
43	LEAHY, Marty	g	0-2	0-1	0-0	1	1	2	2	0	0	0	0	0	1	9	
Team																	
Totals			17-67	3-16	10-19	12	34	46	22	47	8	15	7	4	200		

Officials: Randy McCall, David Hall, Dick Cartwell
Technical fouls: Washington-None. WKU-None.
Attendance: 9815
Global Sports Classic Game 3

Score by periods	1st	2nd	Total
Washington	39	47	86
WKU	31	16	47

Last FG - WKU 2nd-03:00, WKU 2nd-00:25.
Largest lead - UW by 41:2nd-02:04, WKU by 2 1st-16:50.
UW led for 36:55. WKU led for 00:32. Game was tied for 02:33.

Score tied - 4 times.
Lead changed - 4 times.

GAME 7

Nov. 30, 2016
EKU 78
WKU 59

Official Basketball Box Score -- Game Totals -- Final Statistics
Western Kentucky vs Eastern Kentucky
11/30/16 8:05 PM at Richmond, Ky. (Paul S. McBrayer Arena)

Western Kentucky 59 • 3-4

#	Player	Total		3-Ptr		Rebounds		PF	TP	A	TO	Bk	Stl	Min	
		FG	FGA	FG	FGA	FT	FTA								
14	LAWSON, Ben	r	0-2	0-0	2-2	0	3	3	2	2	0	1	3	18	
23	JOHNSON, Justin	r	6-10	1-1	5-7	2	6	8	0	18	0	1	1	30	
05	LOMOMBA, Junior	g	3-5	0-0	9-12	0	2	2	2	15	1	3	0	36	
12	THOMAS, Pancake	g	3-11	1-7	0-0	1	1	2	1	7	4	2	0	27	
32	JOHNSON, Que	g	3-8	2-5	5-6	0	4	4	4	13	3	3	0	33	
01	HOWARD, Tobias	g	0-3	0-2	0-0	0	1	1	0	0	1	0	0	14	
03	PARRIS, Damari	g	0-0	0-0	0-0	0	0	0	0	0	0	0	0	1	
15	MILLER, Tyler	g	0-0	0-0	0-0	0	0	0	0	0	0	0	0	1	
42	WATERS, Anton	g	0-2	0-1	1-2	1	3	4	3	1	1	2	0	17	
43	LEAHY, Marty	g	1-1	1-1	0-0	0	0	0	0	3	0	0	0	10	
Team														Deadball Rebounds	
Totals		16-42		5-17		22-29		5		21		26			
FG % 1st Half: 7-19		36.8%		2nd half: 9-23		39.1%		Game: 16-42		38.1%					Deadball Rebounds 4
3FG % 1st Half: 1-7		14.3%		2nd half: 4-10		40.0%		Game: 5-17		29.4%					
FT % 1st Half: 9-12		75.0%		2nd half: 13-17		76.5%		Game: 22-29		75.9%					

Eastern Kentucky 78 • 4-4

#	Player	FG	FGA	3-Ptr	FGA	FT	FTA	Rebounds	Off	Def	TP	A	TO	Bk	Stl	Min
10	MAYO, Nick	6	14	2-5	0-0	1	2	3	3	14	5	2	2	1	34	
12	CHARLES, Zach	0	2	0-0	0-0	2	1	3	3	0	0	0	0	0	14	
05	MCLONE, Isaac	5	5	4-4	0-1	0	0	0	0	2	14	2	2	0	33	
11	BABB-HARRISON, Jayle	4	11	3-7	2-2	1	6	7	2	13	1	1	0	1	30	
31	CHITTY, Parker	2	5	0-3	0-0	0	1	2	4	0	1	0	0	1	16	
01	ADAMS, Marlon	3	3	0-0	0-0	0	5	5	4	6	2	1	0	0	21	
02	GIST, Asante	7	12	3-6	2-2	1	3	4	2	19	2	1	0	0	23	
03	DISHMAN, DeAndre	1	1	0-0	3-5	0	2	2	0	5	0	0	0	1	8	
04	AVARE, Dillon	1	4	1-4	0-0	0	0	0	1	3	1	0	0	0	21	
Team																Deadball Rebounds
Totals		29-57		13-29		7-10		7		23		30				
FG % 1st Half: 13-30		43.3%		2nd half: 16-27		59.3%		Game: 29-57		50.9%						Deadball Rebounds 2
3FG % 1st Half: 6-17		35.3%		2nd half: 7-12		58.3%		Game: 13-29		44.8%						
FT % 1st Half: 3-3		100.0		2nd half: 4-7		57.1%		Game: 7-10		70.0%						

Officials: Craig Murley, Jon Campbell, Kyle Ingram
Technical fouls: Western Kentucky-None. Eastern Kentucky-None.
Attendance: 5400

Score by periods	1st	2nd	Total
Western Kentucky	24	35	59
Eastern Kentucky	35	43	78

Last FG - WKU 2nd-02:08, ECU 2nd-00:32.
Largest lead - WKU None, ECU by 24 2nd-04:37.
WKU led for 00:00. ECU led for 38:05. Game was tied for 01:55.

Score tied - 0 times.
Lead changed - 0 times.

GAME 6

Nov. 26, 2016
UNLV 71
WKU 61



Official Basketball Box Score -- Game Totals -- Final Statistics
WKU vs UNLV
11/26/16 5:00 PM at Tarkenton Court, Thomas & Mack Center



WKU 61 • 3-3

#	Player	Total		3-Ptr		Rebounds		PF	TP	A	TO	Bk	Stl	Min	
		FG	FGA	FG	FGA	FT	FTA								
14	LAWSON, Ben	r	1-3	0-0	0-0	0	2	2	2	2	0	0	1	10	
23	JOHNSON, Justin	r	3-8	0-0	4-6	3	7	10	4	10	3	2	1	34	
05	LOMOMBA, Junior	g	2-6	0-3	1-2	0	2	2	3	3	1	3	1	24	
12	THOMAS, Pancake	g	5-12	3-6	0	1	2	3	13	2	1	0	1	38	
22	JOHNSON, QUE	g	1-4	3-10	3-4	1	6	7	16	3	2	1	2	39	
01	HOWARD, Tobias	g	1-3	1-2	0	0	0	0	3	2	0	0	1	11	
04	WATERS, Anton	g	0-0	0-0	5-9	0	0	4	3	10	2	0	0	24	
03	LEAHY, Marty	g	0-0	0-0	2-2	0	3	3	0	2	0	1	0	11	
	Team						0	2	2						
Totals			22-55	7-21	10-14	8	25	33	15	61	13	11	4	5	200
FG % 1st Half: 11-26		42.3%		2nd half: 11-29		37.9%		Games: 22-55		44.0%					Rebounds Total
3FG % 1st Half: 3-8		37.5%		2nd half: 4-13		30.8%		Games: 7-21		33.3%					
FT % 1st Half: 5-7		71.4%		2nd half: 5-9		55.6%		Games: 8-14		57.1%					

OVERALL SEASON STATISTICS

RECORD:	OVERALL	HOME	AWAY	NEUTRAL
ALL GAMES	3-5	3-0	0-4	0-1
CONFERENCE	0-0	0-0	0-0	0-0
NON-CONFERENCE	3-5	3-0	0-4	0-1

#	Player	gp-gs	min	avg	Total		3-Point		F-Throw		Rebounds											
					fg-fga	fg%	3fg-fga	3fg%	ft-fga	ft%	off	def	tot	avg	pf	dq	a	to	blk	stl	pts	avg
32	JOHNSON, Que	8-8	268	33.5	38-90	.422	17-47	.362	22-30	.733	4	41	45	5.6	18	0	10	18	3	11	115	14.4
23	JOHNSON, Justin	8-8	243	30.4	34-76	.447	6-13	.462	28-40	.700	17	53	70	8.8	15	0	12	13	7	1	102	12.8
12	THOMAS, Pancake	8-8	289	36.1	29-86	.337	12-37	.324	19-23	.826	5	20	25	3.1	8	0	16	12	0	7	89	11.1
05	LOMOMBA, Junior	8-8	242	30.3	15-50	.300	2-13	.154	27-34	.794	0	17	17	2.1	20	2	31	25	1	4	59	7.4
42	WATERS, Anton	8-0	135	16.9	23-44	.523	1-2	.500	10-18	.556	17	28	45	5.6	19	0	1	12	3	2	57	7.1
14	LAWSON, Ben	8-7	160	20.0	17-32	.531	0-1	.000	12-20	.600	9	26	35	4.4	14	0	0	11	20	2	46	5.8
01	HOWARD, Tobias	8-1	108	13.5	10-24	.417	5-14	.357	2-2	1.000	3	4	7	0.9	7	0	6	6	1	4	27	3.4
43	LEAHY, Marty	8-0	69	8.6	4-10	.400	3-6	.500	6-7	.857	2	7	9	1.1	9	0	1	4	0	2	17	2.1
03	PARRIS, Damari	7-0	76	10.9	4-19	.211	0-3	.000	2-2	1.000	2	5	7	1.0	8	0	7	7	0	3	10	1.4
21	STAJKOVSKI, Marko	2-0	3	1.5	0-0	.000	0-0	.000	0-0	.000	0	1	1	0.5	0	0	0	0	0	0	0	0.0
15	MILLER, Tyler	5-0	7	1.4	0-0	.000	0-0	.000	0-0	.000	0	0	0	0.0	0	0	1	0	0	1	0	0.0
Team											4	16	20				2					
Total.....		8	1600		174-431	.404	46-136	.338	128-176	.727	63	218	281	35.1	118	2	85	110	35	37	522	65.2
Opponents.....		8	1600		211-492	.429	78-203	.384	73-104	.702	79	222	301	37.6	151	-	108	98	27	53	573	71.6

TEAM STATISTICS	WKU	OPP	Date	Opponent	Score	Att.
SCORING	522	573	11/12/16	ALABAMA STATE	w 79-66	4149
Points per game	65.2	71.6	11/16/16	JACKSONVILLE STATE	w 74-67	4226
Scoring margin	-6.4	-	11/19/16	at Belmont	L 69-90	3619
FIELD GOALS-ATT	174-431	211-492	11/22/16	NORTH CAROLINA A&T	w 77-56	3751
Field goal pct	.404	.429	11/25/16	vs Washington	L 47-86	9815
3 POINT FG-ATT	46-136	78-203	11/26/16	at UNLV	L 61-71	8810
3-point FG pct	.338	.384	11/30/16	at Eastern Kentucky	L 59-78	5400
3-pt FG made per game	5.8	9.8	12-3-16	at Mizzou	L 56-59	4547
FREE THROWS-ATT	128-176	73-104	* - Conference game			
Free throw pct	.727	.702				
F-Throws made per game	16.0	9.1				
REBOUNDS	281	301				
Rebounds per game	35.1	37.6				
Rebounding margin	-2.5	-				
ASSISTS	85	108				
Assists per game	10.6	13.5				
TURNOVERS	110	98				
Turnovers per game	13.8	12.3				
Turnover margin	-1.5	-				
Assist/turnover ratio	0.8	1.1				
STEALS	37	53				
Steals per game	4.6	6.6				
BLOCKS	35	27				
Blocks per game	4.4	3.4				
ATTENDANCE	12126	32191				
Home games-Avg/Game	3-4042	4-5594				
Neutral site-Avg/Game	-	1-9815				

Score by Periods	1st	2nd	Totals
WKU	260	262	522
Opponents	258	315	573