

Western Kentucky University

TopSCHOLAR®

WKU Archives Records

WKU Archives

3-8-2017

UA19/16/1 2016-17 Conference USA Tournament Guide

WKU Athletic Media Relations

Follow this and additional works at: https://digitalcommons.wku.edu/dlsc_ua_records



Part of the [African American Studies Commons](#), [Mass Communication Commons](#), [Race and Ethnicity Commons](#), [Sports Studies Commons](#), and the [Women's Studies Commons](#)

Recommended Citation

WKU Athletic Media Relations, "UA19/16/1 2016-17 Conference USA Tournament Guide" (2017). *WKU Archives Records*. Paper 8345.

https://digitalcommons.wku.edu/dlsc_ua_records/8345

This Book is brought to you for free and open access by TopSCHOLAR®. It has been accepted for inclusion in WKU Archives Records by an authorized administrator of TopSCHOLAR®. For more information, please contact topscholar@wku.edu.

LADY TOPPER

B A S K E T B A L L

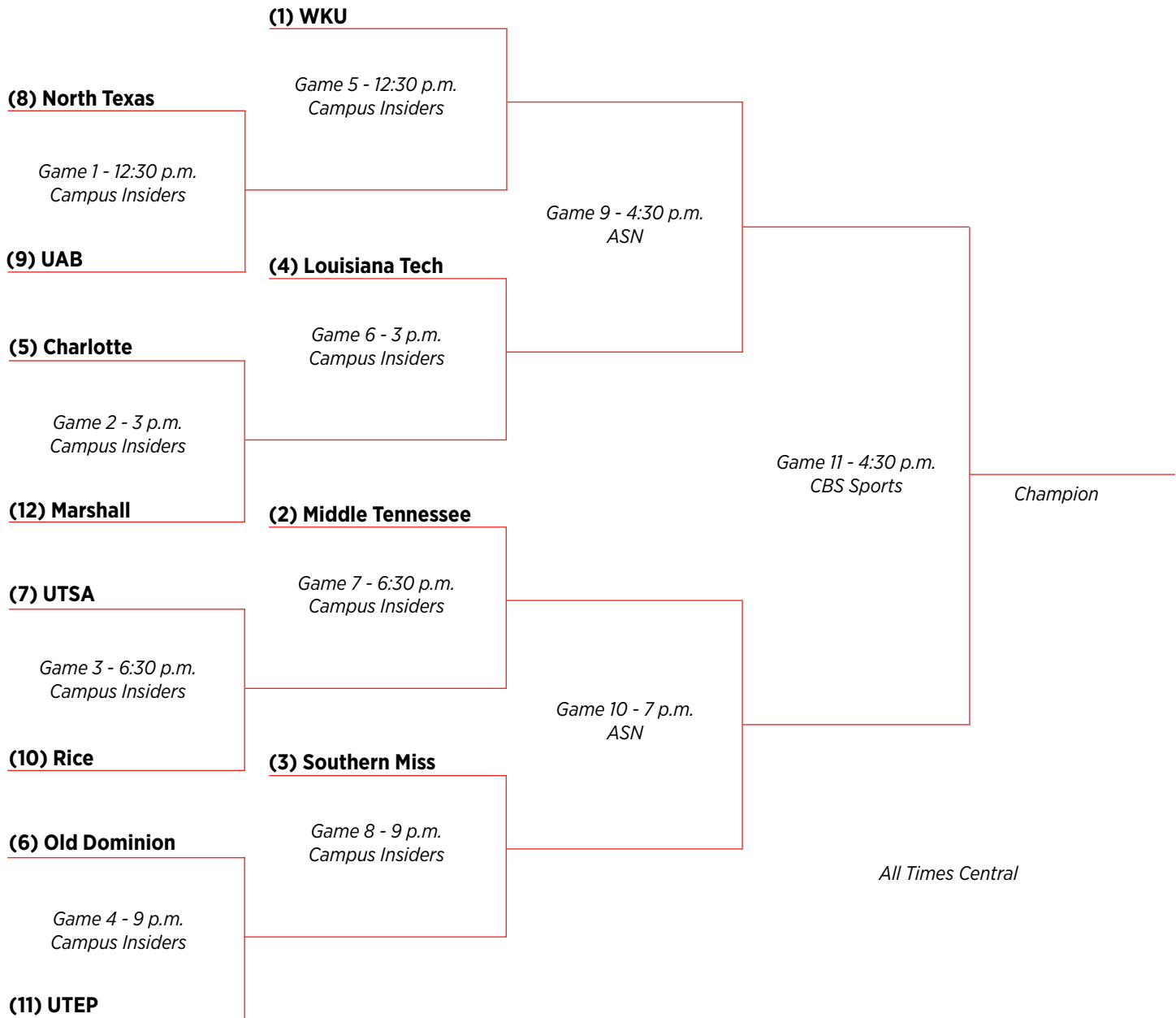
**2016-17 WKU
LADY TOPPER BASKETBALL**

**CONFERENCE USA
TOURNAMENT GUIDE
MARCH 8-11, 2017**



EVENT INFO
March 8-11
Host: UAB

First Round Wednesday, March 8 Bartow Arena	Quarterfinals Thursday, March 9 Bartow Arena	Semifinals Friday, March 10 Legacy Arena	Championship Saturday, March 11 Legacy Arena
--	---	---	---



WKU IN CONFERENCE TOURNAMENTS

GAME-BY-GAME IN THE SBC TOURNAMENT

1983	Norfolk, Va.	VCU (QF)	87-43	W
		South Alabama (SF)	69-67	W
		Old Dominion (F)	67-78	L
1984	Norfolk, Va.	South Florida (QF)	83-42	W
		Old Dominion (SF)	60-80	L
1985	Norfolk, Va.	South Florida (QF)	85-64	W
		South Alabama (SF) [OT]	87-82	W
		Old Dominion (F)	63-76	L
1986	Bowling Green	UAB (SF)	80-53	W
		Old Dominion (F)	69-61	W
1987	Norfolk, Va.	Charlotte (QF)	80-47	W
		South Alabama (SF)	75-80	L
1988	Tampa, Fla.	South Florida (QF)	75-47	W
		South Alabama (SF)	72-59	W
		Old Dominion (F)	74-69	W
1989	Bowling Green	Charlotte (QF)	81-50	W
		Old Dominion (SF)	93-58	W
		South Alabama (F)	67-54	W
1990	Norfolk, Va.	Old Dominion (SF)	65-73	L
1991	Birmingham	South Florida (QF)	91-69	W
		Charlotte (SF)	75-61	W
		UAB (F)	81-73	W
1992	Bowling Green	Central Florida (QF)	89-45	W
		Louisiana Tech (SF) [OT]	72-66	W
		Arkansas State (F)	65-62	W
1993	Ruston, La.	Louisiana-Lafayette (QF)	96-37	W
		Arkansas State (SF)	73-70	W
		Louisiana Tech (F)	81-73	W
1994	Bowling Green	South Alabama (QF)	84-46	W
		Arkansas State (SF)	61-52	W
		Louisiana Tech (F)	43-68	L
1995	Ruston, La.	Louisiana-Lafayette (QF)	88-41	W
		Lamar (SF)	76-70	W
		Louisiana Tech (F)	71-68	W
1996	Jonesboro, Ark.	UTRGV (QF)	95-50	W
		New Orleans (SF)	89-63	W
		Louisiana Tech (F)	53-71	L
1997	Bowling Green	Louisiana-Lafayette (QF)	103-36	W
		Arkansas State (SF)	76-61	W
		Louisiana Tech (F)	68-80	L
1998	Ruston, La.	Lamar (QF)	113-47	W
		Arkansas State (SF)	103-88	W
		Louisiana Tech (F)	68-69	L
1999	Jonesboro, Ark.	South Alabama (QF)	91-70	W
		FIU (SF)	65-76	L
2000	Bowling Green	Louisiana-Lafayette (QF)	80-70	W
		FIU (SF)	77-67	W
		Louisiana Tech (F)	94-97	L
2001	Mobile, Ala.	New Mexico State (1st)	96-57	W
		Louisiana Tech (QF)	63-86	L
2002	New Orleans, La.	South Alabama (QF)	64-49	W
		North Texas (SF)	52-84	L
2003	Bowling Green	North Texas (QF)	65-53	W
		South Alabama (SF)	62-53	W
		Middle Tennessee (F)	86-83	W
2004	Bowling Green	Louisiana-Lafayette (QF)	85-68	W
		New Mexico State (SF)	71-56	W
		Middle Tennessee (F)	57-79	L
2005	Denton, Texas	UALR (QF)	91-60	W
		Middle Tennessee (SF)	61-65	L
2006	Murfreesboro	South Alabama (QF)	83-68	W
		FIU (SF)	76-67	W
		Middle Tennessee (F)	73-84	L

2007	Lafayette, La.	Arkansas State (QF)	67-76	L
2008	Mobile, Ala.	North Texas (QF)	61-53	W
		Arkansas State (SF)	70-56	W
		Middle Tennessee (F)	65-49	W
2009	Bowling Green	Louisiana-Monroe (1st)	62-71	L
2010	Hot Springs, Ark.	South Alabama (QF)	72-67	W
		Middle Tennessee (SF)	63-76	L
2011	Hot Springs, Ark.	North Texas (1st)	81-66	W
		Denver (QF)	65-57	W
		Arkansas State (SF)	55-47	W
		UALR (F)	59-66	L
2012	Hot Springs, Ark.	Louisiana-Monroe (1st)	66-50	W
		Middle Tennessee (QF)	57-65	L
2013	Hot Springs, Ark.	Louisiana-Lafayette (QF)	61-57	W
		UALR (SF)	54-74	L
2014	New Orleans, La.	Louisiana-Lafayette (QF)	67-61	W
		UALR (SF)	66-62	W
		Arkansas State (F)	61-60	W

GAME-BY-GAME IN THE CONFERENCE USA TOURNAMENT

2015	Birmingham, Ala.	Charlotte (QF)	70-67	W
		Old Dominion (SF)	61-59	W
		Southern Miss (F)	60-57	W
2016	Birmingham, Ala.	Marshall (QF)	63-66	L

RECORD AGAINST OPPONENTS ROUND-BY-ROUND

Opponent	1st	QF	SF	F	All
South Alabama	0-0	5-0	4-1	1-0	10-1
Arkansas State	0-0	0-1	6-0	2-0	8-1
Louisiana Tech	0-0	0-1	1-0	2-5	3-6
Old Dominion	0-0	0-0	2-2	2-2	4-4
Louisiana-Lafayette	0-0	7-0	0-0	0-0	7-0
Middle Tennessee	0-0	0-1	0-2	2-2	2-5
South Florida	0-0	4-0	0-0	0-0	4-0
Charlotte	0-0	3-0	1-0	0-0	4-0
North Texas	1-0	2-0	0-1	0-0	3-1
UALR	0-0	1-0	1-1	0-1	2-2
FIU	0-0	0-0	2-1	0-0	2-1
UAB	0-0	0-0	1-0	1-0	2-0
Lamar	0-0	1-0	1-0	0-0	2-0
New Mexico State	1-0	0-0	1-0	0-0	2-0
ULM	1-1	0-0	0-0	0-0	1-1
VCU	0-0	1-0	0-0	0-0	1-0
Central Florida	0-0	1-0	0-0	0-0	1-0
UTRGV	0-0	1-0	0-0	0-0	1-0
New Orleans	0-0	0-0	1-0	0-0	1-0
Denver	0-0	1-0	0-0	0-0	1-0
Southern Miss	0-0	0-0	0-0	1-0	1-0
Marshall	0-0	0-1	0-0	0-0	0-1
TOTALS	3-1	27-4	21-8	11-10	62-23

2016-17 WKU Lady Topper Basketball
WKU Combined Team Statistics (as of Mar 05, 2017)
All games

RECORD:	OVERALL	HOME	AWAY	NEUTRAL
ALL GAMES	24-6	14-1	9-3	1-2
CONFERENCE	16-2	9-0	7-2	0-0
NON-CONFERENCE	8-4	5-1	2-1	1-2

#	Player	gp-gs	min	avg	Total		3-Point		F-Throw		Rebounds				pf	dq	a	to	blk	stl	pts	avg
					fg-fga	fg%	3fg-fga	3fg%	ft-fa	ft%	off	def	tot	avg								
12	NOBLE, Kendall	30-30	1028	34.3	165-340	.485	17-67	.254	137-166	.825	56	129	185	6.2	57	1	157	68	9	78	484	16.1
23	BROWN, Ivy	30-30	905	30.2	155-274	.566	36-97	.371	71-83	.855	117	131	248	8.3	92	4	30	48	35	37	417	13.9
10	BROWN, Tashia	30-30	917	30.6	148-362	.409	11-39	.282	86-122	.705	54	68	122	4.1	67	2	49	49	13	40	393	13.1
25	GOODIN-ROGERS, K	22-21	459	20.9	58-174	.333	22-74	.297	48-65	.738	36	53	89	4.0	57	1	16	34	15	28	186	8.5
05	JONES, Micah	30-26	927	30.9	71-183	.388	46-132	.348	21-25	.840	8	53	61	2.0	35	0	122	33	0	34	209	7.0
24	COE, Jaycee	23-0	222	9.7	42-106	.396	36-97	.371	5-6	.833	2	10	12	0.5	17	0	3	6	1	3	125	5.4
04	GIVENS, Dee	8-0	60	7.5	14-31	.452	5-18	.278	2-5	.400	2	11	13	1.6	4	0	3	1	2	4	35	4.4
32	SMITH, Kayla	27-7	325	12.0	43-101	.426	10-33	.303	17-23	.739	25	11	36	1.3	35	1	14	16	2	10	113	4.2
15	CREECH, Whitney	28-0	274	9.8	46-101	.455	7-19	.368	12-15	.800	10	31	41	1.5	9	0	13	19	2	16	111	4.0
20	AKPAN, Ima	25-0	339	13.6	32-70	.457	0-6	.000	10-19	.526	35	37	72	2.9	24	0	8	15	3	23	74	3.0
03	BOPP, Sidnee	24-0	219	9.1	26-63	.413	19-50	.380	0-0	.000	1	9	10	0.4	18	0	21	15	0	6	71	3.0
21	PRICE, Sarah	11-6	133	12.1	10-26	.385	0-2	.000	8-10	.800	11	6	17	1.5	13	0	0	6	4	3	28	2.5
13	FRANK, Malaka	23-0	218	9.5	7-18	.389	0-0	.000	8-14	.571	18	28	46	2.0	34	0	2	11	3	15	22	1.0
01	MAYES, Naomi	6-0	24	4.0	0-4	.000	0-2	.000	0-0	.000	0	1	1	0.2	3	0	3	1	0	2	0	0.0
Team											59	65	124				20					
Total.....		30	6050		817-1853	.441	209-636	.329	425-553	.769	434	643	1077	35.9	465	9	441	342	89	299	2268	75.6
Opponents.....		30	6050		697-1634	.427	157-482	.326	325-442	.735	345	663	1008	33.6	538	9	408	516	86	149	1876	62.5

TEAM STATISTICS	WKU	OPP	Date	Opponent	Score	Att.
SCORING	2268	1876	11/11/16	ALABAMA A&M	w 96-32	1138
Points per game	75.6	62.5	11/16/16	UT ARLINGTON	L 68-71	1712
Scoring margin	+13.1	-	11/19/16	INDIANA	w 85-74	1832
FIELD GOALS-ATT	817-1853	697-1634	11/25/16	vs DePaul	L 69-77	2334
Field goal pct	.441	.427	11/26/16	vs Kent State	Wot 79-73	1514
3 POINT FG-ATT	209-636	157-482	11/27/16	vs George Washington	L 49-68	1687
3-point FG pct	.329	.326	11/30/16	at Eastern Kentucky	w 90-63	458
3-pt FG made per game	7.0	5.2	12/03/16	at Austin Peay	w 85-65	1165
FREE THROWS-ATT	425-553	325-442	12/11/16	at Louisville	L 61-68	9168
Free throw pct	.769	.735	12/15/16	LIPSCOMB	w 87-35	1120
F-Throws made per game	14.2	10.8	12/18/16	CHARLESTON	w 89-76	1051
REBOUNDS	1077	1008	12/21/16	BALL STATE	w 68-61	1759
Rebounds per game	35.9	33.6	* 12/30/16	FLORIDA ATLANTIC	w 76-55	1324
Rebounding margin	+2.3	-	* 01/01/17	FIU	w 90-38	1033
ASSISTS	441	408	* 01/05/17	at Charlotte	Lot 85-89	4518
Assists per game	14.7	13.6	* 01/07/17	at Old Dominion	w 67-62	1290
TURNOVERS	342	516	* 01/12/17	UAB	w 60-48	4215
Turnovers per game	11.4	17.2	* 01/15/17	MIDDLE TENNESSEE	w 66-51	2064
Turnover margin	+5.8	-	* 01/21/17	MARSHALL	w 73-57	1756
Assist/turnover ratio	1.3	0.8	* 01/26/17	at UTEP	w 71-54	2469
STEALS	299	149	* 01/28/17	at UTSA	L 77-80	359
Steals per game	10.0	5.0	* 02/02/17	LOUISIANA TECH	w 67-58	1127
BLOCKS	89	86	* 02/04/17	SOUTHERN MISS	w 79-53	1668
Blocks per game	3.0	2.9	* 02/11/17	at Marshall	w 78-64	717
ATTENDANCE	25360	31971	* 02/16/17	at Middle Tennessee	w 82-75	4027
Home games-Avg/Game	15-1691	12-2203	* 02/18/17	at UAB	w 62-52	399
Neutral site-Avg/Game	-	3-1845	* 02/23/17	CHARLOTTE	w 75-74	1344
			* 02/25/17	OLD DOMINION	w 79-73	2217
Score by Periods	1st	2nd	3rd	4th	OT	Totals
WKU	549	540	608	555	16	2268
Opponents	428	382	533	519	14	1876

* - Conference game

2016-17 WKU Lady Topper Basketball
WKU Combined Team Statistics (as of Mar 05, 2017)
Conference games

RECORD:	OVERALL	HOME	AWAY	NEUTRAL
ALL GAMES	16-2	9-0	7-2	0-0
CONFERENCE	16-2	9-0	7-2	0-0
NON-CONFERENCE	0-0	0-0	0-0	0-0

			Total				3-Point		F-Throw		Rebounds													
##	Player	gp-gs	min	avg	fg-fga	fg%	3fg-fga	3fg%	ft-fa	ft%	off	def	tot	avg	pf	dq	a	to	blk	stl	pts	avg		
12	NOBLE, Kendall	18-18	652	36.2	112-227	.493	9-38	.237	84-106	.792	34	77	111	6.2	29	0	110	39	3	53	317	17.6		
23	BROWN, Ivy	18-18	549	30.5	96-175	.549	19-57	.333	41-48	.854	68	71	139	7.7	60	3	22	27	18	23	252	14.0		
10	BROWN, Tashia	18-18	557	30.9	80-199	.402	8-25	.320	36-54	.667	30	33	63	3.5	40	1	28	25	8	29	204	11.3		
25	GOODIN-ROGERS, K	18-17	380	21.1	51-151	.338	19-64	.297	48-65	.738	34	42	76	4.2	48	1	14	25	11	23	169	9.4		
05	JONES, Micah	18-18	607	33.7	46-119	.387	30-85	.353	12-15	.800	6	30	36	2.0	20	0	74	19	0	24	134	7.4		
24	COE, Jaycee	14-0	126	9.0	21-56	.375	19-53	.358	3-4	.750	2	5	7	0.5	8	0	0	3	1	3	64	4.6		
32	SMITH, Kayla	15-1	172	11.5	24-50	.480	6-18	.333	5-6	.833	9	5	14	0.9	17	0	7	5	0	3	59	3.9		
20	AKPAN, Ima	15-0	212	14.1	22-43	.512	0-4	.000	5-9	.556	20	20	40	2.7	15	0	6	8	3	13	49	3.3		
15	CREECH, Whitney	17-0	126	7.4	19-52	.365	5-15	.333	5-6	.833	4	9	13	0.8	6	0	3	6	1	6	48	2.8		
03	BOPP, Sidnee	13-0	103	7.9	12-33	.364	11-27	.407	0-0	.000	1	4	5	0.4	6	0	10	6	0	2	35	2.7		
04	GIVENS, Dee	1-0	7	7.0	1-4	.250	0-2	.000	0-0	.000	0	1	1	1.0	0	0	0	0	0	0	2	2.0		
13	FRANK, Malaka	14-0	131	9.4	3-8	.375	0-0	.000	3-7	.429	15	21	36	2.6	20	0	2	6	2	6	9	0.6		
01	MAYES, Naomi	2-0	3	1.5	0-0	.000	0-0	.000	0-0	.000	0	0	0	0.0	0	0	0	0	0	1	0	0.0		
Team											44	38	82					15						
Total.....		18	3625		487-1117	.436	126-388	.325	242-320	.756	267	356	623	34.6	269	5	276	184	47	186	1342	74.6		
Opponents.....		18	3625		416-929	.448	95-290	.328	186-246	.756	184	403	587	32.6	318	4	238	317	53	80	1113	61.8		

TEAM STATISTICS	WKU	OPP	Date	Opponent	Score	Att.
SCORING	1342	1113	* 12/30/16	FLORIDA ATLANTIC	w 76-55	1324
Points per game	74.6	61.8	* 01/01/17	FIU	w 90-38	1033
Scoring margin	+12.7	-	* 01/05/17	at Charlotte	Lot 85-89	4518
FIELD GOALS-ATT	487-1117	416-929	* 01/07/17	at Old Dominion	w 67-62	1290
Field goal pct	.436	.448	* 01/12/17	UAB	w 60-48	4215
3 POINT FG-ATT	126-388	95-290	* 01/15/17	MIDDLE TENNESSEE	w 66-51	2064
3-point FG pct	.325	.328	* 01/21/17	MARSHALL	w 73-57	1756
3-pt FG made per game	7.0	5.3	* 01/26/17	at UTEP	w 71-54	2469
FREE THROWS-ATT	242-320	186-246	* 01/28/17	at UTSA	L 77-80	359
Free throw pct	.756	.756	* 02/02/17	LOUISIANA TECH	w 67-58	1127
F-Throws made per game	13.4	10.3	* 02/04/17	SOUTHERN MISS	w 79-53	1668
REBOUNDS	623	587	* 02/11/17	at Marshall	w 78-64	717
Rebounds per game	34.6	32.6	* 02/16/17	at Middle Tennessee	w 82-75	4027
Rebounding margin	+2.0	-	* 02/18/17	at UAB	w 62-52	399
ASSISTS	276	238	* 02/23/17	CHARLOTTE	w 75-74	1344
Assists per game	15.3	13.2	* 02/25/17	OLD DOMINION	w 79-73	2217
TURNOVERS	184	317	* 03/02/17	at North Texas	w 75-55	1037
Turnovers per game	10.2	17.6	* 03/04/17	at Rice	w 80-75	829
Turnover margin	+7.4	-	* - Conference game			
Assist/turnover ratio	1.5	0.8				
STEALS	186	80				
Steals per game	10.3	4.4				
BLOCKS	47	53				
Blocks per game	2.6	2.9				
ATTENDANCE	16748	15645				
Home games-Avg/Game	9-1861	9-1738				
Neutral site-Avg/Game	-	0-0				

Score by Periods	1st	2nd	3rd	4th	OT	Totals
WKU	335	307	372	324	4	1342
Opponents	271	228	308	298	8	1113

2016-17 WKU Lady Topper Basketball
WKU Combined Team Statistics (as of Mar 05, 2017)
Non-conference games

RECORD:	OVERALL	HOME	AWAY	NEUTRAL
ALL GAMES	8-4	5-1	2-1	1-2
CONFERENCE	0-0	0-0	0-0	0-0
NON-CONFERENCE	8-4	5-1	2-1	1-2

#	Player	gp-gs	min	avg	Total	3-Point	F-Throw	Rebounds		pf	dq	a	to	blk	stl	pts	avg
					fg-fga	fg%	3fg-fga	3fg%	ft-fa	ft%	off	def	tot	avg			
10	BROWN, Tashia	12-12	360	30.0	68-163	.417	3-14	.214	50-68	.735	24	35	59	4.9	27	1	21
12	NOBLE, Kendall	12-12	376	31.3	53-113	.469	8-29	.276	53-60	.883	22	52	74	6.2	28	1	47
23	BROWN, Ivy	12-12	356	29.7	59-99	.596	17-40	.425	30-35	.857	49	60	109	9.1	32	1	8
24	COE, Jaycee	9-0	96	10.7	21-50	.420	17-44	.386	2-2	1.000	0	5	5	0.6	9	0	3
05	JONES, Micah	12-8	320	26.7	25-64	.391	16-47	.340	9-10	.900	2	23	25	2.1	15	0	48
15	CREECH, Whitney	11-0	148	13.5	27-49	.551	2-4	.500	7-9	.778	6	22	28	2.5	3	0	10
04	GIVENS, Dee	7-0	53	7.6	13-27	.481	5-16	.313	2-5	.400	2	10	12	1.7	4	0	3
32	SMITH, Kayla	12-6	153	12.8	19-51	.373	4-15	.267	12-17	.706	16	6	22	1.8	18	1	7
25	GOODIN-ROGERS, K	4-4	79	19.8	7-23	.304	3-10	.300	0-0	.000	2	11	13	3.3	9	0	2
03	BOPP, Sidnee	11-0	116	10.5	14-30	.467	8-23	.348	0-0	.000	0	5	5	0.5	12	0	11
21	PRICE, Sarah	11-6	133	12.1	10-26	.385	0-2	.000	8-10	.800	11	6	17	1.5	13	0	0
20	AKPAN, Ima	10-0	127	12.7	10-27	.370	0-2	.000	5-10	.500	15	17	32	3.2	9	0	2
13	FRANK, Malaka	9-0	87	9.7	4-10	.400	0-0	.000	5-7	.714	3	7	10	1.1	14	0	0
01	MAYES, Naomi	4-0	21	5.3	0-4	.000	0-2	.000	0-0	.000	0	1	1	0.3	3	0	3
Team											15	27	42	5			
Total.....		12	2425		330-736	.448	83-248	.335	183-233	.785	167	287	454	37.8	196	4	165
Opponents.....		12	2425		281-705	.399	62-192	.323	139-196	.709	161	260	421	35.1	220	5	170

TEAM STATISTICS	WKU	OPP	Date	Opponent	Score	Att.
SCORING	926	763	11/11/16	ALABAMA A&M	w 96-32	1138
Points per game	77.2	63.6	11/16/16	UT ARLINGTON	L 68-71	1712
Scoring margin	+13.6	-	11/19/16	INDIANA	w 85-74	1832
FIELD GOALS-ATT	330-736	281-705	11/25/16	vs DePaul	L 69-77	2334
Field goal pct	.448	.399	11/26/16	vs Kent State	wot 79-73	1514
3 POINT FG-ATT	83-248	62-192	11/27/16	vs George Washington	L 49-68	1687
3-point FG pct	.335	.323	11/30/16	at Eastern Kentucky	w 90-63	458
3-pt FG made per game	6.9	5.2	12/03/16	at Austin Peay	w 85-65	1165
FREE THROWS-ATT	183-233	139-196	12/11/16	at Louisville	L 61-68	9168
Free throw pct	.785	.709	12/15/16	LIPSCOMB	w 87-35	1120
F-Throws made per game	15.3	11.6	12/18/16	CHARLESTON	w 89-76	1051
REBOUNDS	454	421	12/21/16	BALL STATE	w 68-61	1759
Rebounds per game	37.8	35.1	* - Conference game			
Rebounding margin	+2.8	-				
ASSISTS	165	170				
Assists per game	13.8	14.2				
TURNOVERS	158	199				
Turnovers per game	13.2	16.6				
Turnover margin	+3.4	-				
Assist/turnover ratio	1.0	0.9				
STEALS	113	69				
Steals per game	9.4	5.8				
BLOCKS	42	33				
Blocks per game	3.5	2.8				
ATTENDANCE	8612	16326				
Home games-Avg/Game	6-1435	3-3597				
Neutral site-Avg/Game	-	3-1845				

Score by Periods	1st	2nd	3rd	4th	OT	Totals
WKU	214	233	236	231	12	926
Opponents	157	154	225	221	6	763

2016-17 WKU Lady Topper Basketball
WKU Combined Team Statistics (as of Mar 05, 2017)
Home games

RECORD:	OVERALL	HOME	AWAY	NEUTRAL
ALL GAMES	14-1	14-1	0-0	0-0
CONFERENCE	9-0	9-0	0-0	0-0
NON-CONFERENCE	5-1	5-1	0-0	0-0

#	Player	gp-gs	min	avg	Total		3-Point		F-Throw		Rebounds				pf	dq	a	to	blk	stl	pts	avg
					fg-fga	fg%	3fg-fga	3fg%	ft-fa	ft%	off	def	tot	avg								
10	BROWN, Tashia	15-15	457	30.5	84-187	.449	8-24	.333	49-68	.721	26	35	61	4.1	29	1	27	21	8	21	225	15.0
12	NOBLE, Kendall	15-15	496	33.1	71-153	.464	10-31	.323	65-75	.867	32	69	101	6.7	28	1	73	32	4	49	217	14.5
23	BROWN, Ivy	15-15	433	28.9	79-131	.603	24-51	.471	32-41	.780	56	59	115	7.7	35	0	19	24	17	15	214	14.3
25	GOODIN-ROGERS, K	12-12	263	21.9	27-84	.321	11-42	.262	29-38	.763	27	31	58	4.8	26	0	14	17	8	14	94	7.8
05	JONES, Micah	15-14	451	30.1	33-86	.384	24-66	.364	13-16	.813	2	31	33	2.2	15	0	76	16	0	20	103	6.9
24	COE, Jaycee	11-0	113	10.3	19-51	.373	16-47	.340	5-6	.833	2	3	5	0.5	6	0	2	5	0	1	59	5.4
15	CREECH, Whitney	15-0	177	11.8	32-69	.464	6-14	.429	10-13	.769	6	20	26	1.7	5	0	11	10	1	9	80	5.3
04	GIVENS, Dee	5-0	37	7.4	10-20	.500	4-11	.364	1-3	.333	0	5	5	1.0	2	0	1	1	1	3	25	5.0
20	AKPAN, Ima	13-0	183	14.1	23-45	.511	0-6	.000	4-9	.444	18	20	38	2.9	11	0	5	6	1	15	50	3.8
32	SMITH, Kayla	14-3	149	10.6	21-53	.396	4-17	.235	5-7	.714	16	6	22	1.6	16	0	6	6	2	5	51	3.6
21	PRICE, Sarah	5-1	73	14.6	5-14	.357	0-0	.000	5-6	.833	5	4	9	1.8	5	0	0	1	3	3	15	3.0
03	BOPP, Sidnee	12-0	66	5.5	7-20	.350	4-14	.286	0-0	.000	0	3	3	0.3	4	0	5	7	0	3	18	1.5
13	FRANK, Malaka	10-0	83	8.3	2-5	.400	0-0	.000	3-5	.600	10	14	24	2.4	9	0	0	3	0	4	7	0.7
01	MAYES, Naomi	4-0	19	4.8	0-3	.000	0-2	.000	0-0	.000	0	1	1	0.3	3	0	2	1	0	1	0	0.0
Team											29	25	54				13					
Total.....		15	3000		413-921	.448	111-325	.342	221-287	.770	229	326	555	37.0	194	2	241	163	45	163	1158	77.2
Opponents.....		15	3000		331-810	.409	71-239	.297	123-177	.695	180	310	490	32.7	286	5	192	276	29	73	856	57.1

TEAM STATISTICS	WKU	OPP	Date	Opponent	Score	Att.
SCORING	1158	856	11/11/16	ALABAMA A&M	w 96-32	1138
Points per game	77.2	57.1	11/16/16	UT ARLINGTON	L 68-71	1712
Scoring margin	+20.1	-	11/19/16	INDIANA	w 85-74	1832
FIELD GOALS-ATT	413-921	331-810	12/15/16	LIPSCOMB	w 87-35	1120
Field goal pct	.448	.409	12/18/16	CHARLESTON	w 89-76	1051
3 POINT FG-ATT	111-325	71-239	12/21/16	BALL STATE	w 68-61	1759
3-point FG pct	.342	.297	* 12/30/16	FLORIDA ATLANTIC	w 76-55	1324
3-pt FG made per game	7.4	4.7	* 01/01/17	FIU	w 90-38	1033
FREE THROWS-ATT	221-287	123-177	* 01/12/17	UAB	w 60-48	4215
Free throw pct	.770	.695	* 01/15/17	MIDDLE TENNESSEE	w 66-51	2064
F-Throws made per game	14.7	8.2	* 01/21/17	MARSHALL	w 73-57	1756
REBOUNDS	555	490	* 02/02/17	LOUISIANA TECH	w 67-58	1127
Rebounds per game	37.0	32.7	* 02/04/17	SOUTHERN MISS	w 79-53	1668
Rebounding margin	+4.3	-	* 02/23/17	CHARLOTTE	w 75-74	1344
ASSISTS	241	192	* 02/25/17	OLD DOMINION	w 79-73	2217
Assists per game	16.1	12.8				
TURNOVERS	163	276				
Turnovers per game	10.9	18.4				
Turnover margin	+7.5	-				
Assist/turnover ratio	1.5	0.7				
STEALS	163	73				
Steals per game	10.9	4.9				
BLOCKS	45	29				
Blocks per game	3.0	1.9				
ATTENDANCE	25360	0				
Home games-Avg/Game	15-1691	0-0				
Neutral site-Avg/Game	-	0-0				

* - Conference game

Score by Periods	1st	2nd	3rd	4th	Totals
WKU	289	274	308	287	1158
Opponents	198	162	239	257	856

2016-17 WKU Lady Topper Basketball
WKU Combined Team Statistics (as of Mar 05, 2017)
Away games

RECORD:	OVERALL	HOME	AWAY	NEUTRAL
ALL GAMES	9-3	0-0	9-3	0-0
CONFERENCE	7-2	0-0	7-2	0-0
NON-CONFERENCE	2-1	0-0	2-1	0-0

			Total				3-Point		F-Throw		Rebounds															
##	Player	gp-gs	min	avg	fg-fga	fg%	3fg-fga	3fg%	ft-fa	ft%	off	def	tot	avg	pf	dq	a	to	blk	stl	pts	avg				
12	NOBLE, Kendall	12-12	434	36.2	78-150	.520	5-28	.179	51-69	.739	17	51	68	5.7	20	0	79	27	3	25	212	17.7				
23	BROWN, Ivy	12-12	372	31.0	60-112	.536	9-35	.257	36-38	.947	51	46	97	8.1	45	3	10	17	13	18	165	13.8				
10	BROWN, Tashia	12-12	369	30.8	52-135	.385	3-11	.273	21-35	.600	19	30	49	4.1	29	0	17	20	4	16	128	10.7				
25	GOODIN-ROGERS, K	10-9	196	19.6	31-90	.344	11-32	.344	19-27	.704	9	22	31	3.1	31	1	2	17	7	14	92	9.2				
05	JONES, Micah	12-12	392	32.7	32-78	.410	19-52	.365	6-7	.857	5	14	19	1.6	15	0	38	15	0	12	89	7.4				
24	COE, Jaycee	9-0	88	9.8	21-45	.467	18-40	.450	0-0	.000	0	5	5	0.6	8	0	1	1	1	2	60	6.7				
32	SMITH, Kayla	10-1	130	13.0	22-37	.595	6-12	.500	8-12	.667	8	4	12	1.2	12	0	8	4	0	2	58	5.8				
04	GIVENS, Dee	2-0	16	8.0	4-6	.667	1-3	.333	1-2	.500	1	5	6	3.0	1	0	1	0	0	0	10	5.0				
03	BOPP, Sidnee	9-0	104	11.6	15-32	.469	13-27	.481	0-0	.000	1	5	6	0.7	7	0	12	5	0	3	43	4.8				
20	AKPAN, Ima	9-0	111	12.3	7-14	.500	0-0	.000	5-6	.833	10	12	22	2.4	8	0	3	8	2	5	19	2.1				
15	CREECH, Whitney	11-0	78	7.1	10-24	.417	1-5	.200	0-0	.000	1	9	10	0.9	4	0	2	8	1	6	21	1.9				
21	PRICE, Sarah	3-2	27	9.0	2-6	.333	0-0	.000	1-2	.500	3	0	3	1.0	3	0	0	2	1	0	5	1.7				
13	FRANK, Malaka	10-0	106	10.6	3-7	.429	0-0	.000	5-9	.556	7	11	18	1.8	18	0	2	7	2	9	11	1.1				
01	MAYES, Naomi	1-0	2	2.0	0-1	.000	0-0	.000	0-0	.000	0	0	0	0.0	0	0	0	0	0	0	0	0.0				
Team											26	30	56				7									
Total.....		12	2425		337-737	.457	86-245	.351	153-207	.739	158	244	402	33.5	201	4	175	138	34	112	913	76.1				
Opponents.....		12	2425		296-649	.456	71-199	.357	139-188	.739	128	270	398	33.2	199	2	172	197	43	60	802	66.8				

TEAM STATISTICS	WKU	OPP	Date	Opponent	Score	Att.
SCORING	913	802	11/30/16	at Eastern Kentucky	w 90-63	458
Points per game	76.1	66.8	12/03/16	at Austin Peay	w 85-65	1165
Scoring margin	+9.3	-	12/11/16	at Louisville	L 61-68	9168
FIELD GOALS-ATT	337-737	296-649	* 01/05/17	at Charlotte	Lot 85-89	4518
Field goal pct	.457	.456	* 01/07/17	at Old Dominion	w 67-62	1290
3 POINT FG-ATT	86-245	71-199	* 01/26/17	at UTEP	w 71-54	2469
3-point FG pct	.351	.357	* 01/28/17	at UTSA	L 77-80	359
3-pt FG made per game	7.2	5.9	* 02/11/17	at Marshall	w 78-64	717
FREE THROWS-ATT	153-207	139-188	* 02/16/17	at Middle Tennessee	w 82-75	4027
Free throw pct	.739	.739	* 02/18/17	at UAB	w 62-52	399
F-Throws made per game	12.8	11.6	* 03/02/17	at North Texas	w 75-55	1037
REBOUNDS	402	398	* 03/04/17	at Rice	w 80-75	829
Rebounds per game	33.5	33.2				
Rebounding margin	+0.3	-				
ASSISTS	175	172				
Assists per game	14.6	14.3				
TURNOVERS	138	197				
Turnovers per game	11.5	16.4				
Turnover margin	+4.9	-				
Assist/turnover ratio	1.3	0.9				
STEALS	112	60				
Steals per game	9.3	5.0				
BLOCKS	34	43				
Blocks per game	2.8	3.6				
ATTENDANCE	0	26436				
Home games-Avg/Game	0-0	12-2203				
Neutral site-Avg/Game	-	0-0				

* - Conference game

Score by Periods	1st	2nd	3rd	4th	OT	Totals
WKU	221	230	245	213	4	913
Opponents	187	167	227	213	8	802

2016-17 WKU Lady Topper Basketball
WKU Combined Team Statistics (as of Mar 05, 2017)
Neutral site games

RECORD:	OVERALL	HOME	AWAY	NEUTRAL
ALL GAMES	1-2	0-0	0-0	1-2
CONFERENCE	0-0	0-0	0-0	0-0
NON-CONFERENCE	1-2	0-0	0-0	1-2

#	Player	gp-gs	min	avg	Total		3-Point		F-Throw		Rebounds				pf	dq	a	to	blk	stl	pts	avg
					fg-fga	fg%	3fg-fga	3fg%	ft-fa	ft%	off	def	tot	avg								
12	NOBLE, Kendall	3-3	98	32.7	16-37	.432	2-8	.250	21-22	.955	7	9	16	5.3	9	0	5	9	2	4	55	18.3
10	BROWN, Tashia	3-3	91	30.3	12-40	.300	0-4	.000	16-19	.842	9	3	12	4.0	9	1	5	8	1	3	40	13.3
23	BROWN, Ivy	3-3	100	33.3	16-31	.516	3-11	.273	3-4	.750	10	26	36	12.0	12	1	1	7	5	4	38	12.7
05	JONES, Micah	3-0	84	28.0	6-19	.316	3-14	.214	2-2	1.000	1	8	9	3.0	5	0	8	2	0	2	17	5.7
15	CREECH, Whitney	2-0	19	9.5	4-8	.500	0-0	.000	2-2	1.000	3	2	5	2.5	0	0	0	1	0	1	10	5.0
03	BOPP, Sidnee	3-0	49	16.3	4-11	.364	2-9	.222	0-0	.000	0	1	1	0.3	7	0	4	3	0	0	10	3.3
21	PRICE, Sarah	3-3	33	11.0	3-6	.500	0-2	.000	2-2	1.000	3	2	5	1.7	5	0	0	3	0	0	8	2.7
24	COE, Jaycee	3-0	21	7.0	2-10	.200	2-10	.200	0-0	.000	0	2	2	0.7	3	0	0	0	0	0	6	2.0
20	AKPAN, Ima	3-0	45	15.0	2-11	.182	0-0	.000	1-4	.250	7	5	12	4.0	5	0	0	1	0	3	5	1.7
13	FRANK, Malaka	3-0	29	9.7	2-6	.333	0-0	.000	0-0	.000	1	3	4	1.3	7	0	0	1	1	2	4	1.3
32	SMITH, Kayla	3-3	46	15.3	0-11	.000	0-4	.000	4-4	1.000	1	1	2	0.7	7	1	0	6	0	3	4	1.3
01	MAYES, Naomi	1-0	3	3.0	0-0	.000	0-0	.000	0-0	.000	0	0	0	0.0	0	0	1	0	0	1	0	0.0
04	GIVENS, Dee	1-0	7	7.0	0-5	.000	0-4	.000	0-0	.000	1	1	2	2.0	1	0	1	0	1	1	0	0.0
Team											4	10	14									
Total.....		3	625		67-195	.344	12-66	.182	51-59	.864	47	73	120	40.0	70	3	25	41	10	24	197	65.7
Opponents.....		3	625		70-175	.400	15-44	.341	63-77	.818	37	83	120	40.0	53	2	44	43	14	16	218	72.7

TEAM STATISTICS	WKU	OPP	Date	Opponent	Score	Att.
SCORING	197	218	11/25/16	vs DePaul	L 69-77	2334
Points per game	65.7	72.7	11/26/16	vs Kent State	Wot 79-73	1514
Scoring margin	-7.0	-	11/27/16	vs George Washington	L 49-68	1687
FIELD GOALS-ATT	67-195	70-175	* - Conference game			
Field goal pct	.344	.400				
3 POINT FG-ATT	12-66	15-44				
3-point FG pct	.182	.341				
3-pt FG made per game	4.0	5.0				
FREE THROWS-ATT	51-59	63-77				
Free throw pct	.864	.818				
F-Throws made per game	17.0	21.0				
REBOUNDS	120	120				
Rebounds per game	40.0	40.0				
Rebounding margin	+0.0	-				
ASSISTS	25	44				
Assists per game	8.3	14.7				
TURNOVERS	41	43				
Turnovers per game	13.7	14.3				
Turnover margin	+0.7	-				
Assist/turnover ratio	0.6	1.0				
STEALS	24	16				
Steals per game	8.0	5.3				
BLOCKS	10	14				
Blocks per game	3.3	4.7				
ATTENDANCE	0	5535				
Home games-Avg/Game	0-0	0-0				
Neutral site-Avg/Game	-	3-1845				

Score by Periods	1st	2nd	3rd	4th	OT	Totals
WKU	39	36	55	55	12	197
Opponents	43	53	67	49	6	218

2016-17 WKU Lady Topper Basketball
WKU Combined Team Statistics (as of Mar 05, 2017)
Games won

RECORD:	OVERALL	HOME	AWAY	NEUTRAL
ALL GAMES	24-0	14-0	9-0	1-0
CONFERENCE	16-0	9-0	7-0	0-0
NON-CONFERENCE	8-0	5-0	2-0	1-0

			Total			3-Point		F-Throw		Rebounds															
##	Player	gp-gs	min	avg	fg-fga	fg%	3fg-fga	3fg%	ft-fa	ft%	off	def	tot	avg	pf	dq	a	to	blk	stl	pts	avg			
12	NOBLE, Kendall	24-24	820	34.2	134-268	.500	16-52	.308	109-133	.820	45	103	148	6.2	38	0	131	54	3	70	393	16.4			
10	BROWN, Tashia	24-24	728	30.3	125-292	.428	11-33	.333	75-100	.750	43	58	101	4.2	51	2	45	34	11	34	336	14.0			
23	BROWN, Ivy	24-24	710	29.6	124-215	.577	27-70	.386	59-71	.831	95	100	195	8.1	73	4	26	38	26	35	334	13.9			
25	GOODIN-ROGERS, K	19-18	387	20.4	48-137	.350	19-61	.311	41-55	.745	34	38	72	3.8	49	1	16	29	11	24	156	8.2			
05	JONES, Micah	24-22	745	31.0	60-147	.408	40-107	.374	19-23	.826	5	42	47	2.0	25	0	102	20	0	29	179	7.5			
04	GIVENS, Dee	6-0	49	8.2	14-26	.538	5-14	.357	2-5	.400	1	10	11	1.8	3	0	2	1	1	3	35	5.8			
24	COE, Jaycee	17-0	154	9.1	31-75	.413	26-67	.388	3-4	.750	2	9	11	0.6	11	0	1	3	1	3	91	5.4			
15	CREECH, Whitney	23-0	237	10.3	40-89	.449	6-17	.353	12-15	.800	9	27	36	1.6	9	0	12	19	2	13	98	4.3			
32	SMITH, Kayla	22-4	246	11.2	31-75	.413	5-24	.208	8-12	.667	20	7	27	1.2	26	1	11	7	1	7	75	3.4			
03	BOPP, Sidnee	20-0	186	9.3	23-57	.404	17-45	.378	0-0	.000	1	9	10	0.5	12	0	18	12	0	6	63	3.2			
20	AKPAN, Ima	20-0	271	13.6	27-55	.491	0-6	.000	7-13	.538	23	32	55	2.8	19	0	7	12	3	20	61	3.1			
21	PRICE, Sarah	7-4	101	14.4	7-21	.333	0-1	.000	6-8	.750	8	4	12	1.7	8	0	0	3	4	2	20	2.9			
13	FRANK, Malaka	18-0	170	9.4	5-13	.385	0-0	.000	8-14	.571	16	23	39	2.2	27	0	1	10	2	13	18	1.0			
01	MAYES, Naomi	5-0	21	4.2	0-4	.000	0-2	.000	0-0	.000	0	1	1	0.2	3	0	2	1	0	1	0	0.0			
Team											50	46	96				18								
Total.....		24	4825		669-1474	.454	172-499	.345	349-453	.770	352	509	861	35.9	354	8	374	261	65	260	1859	77.5			
Opponents.....		24	4825		530-1262	.420	117-381	.307	246-336	.732	265	503	768	32.0	437	8	297	434	59	114	1423	59.3			

TEAM STATISTICS	WKU	OPP	Date	Opponent	Score	Att.
SCORING	1859	1423	11/11/16	ALABAMA A&M	w 96-32	1138
Points per game	77.5	59.3	11/19/16	INDIANA	w 85-74	1832
Scoring margin	+18.2	-	11/26/16	vs Kent State	Wot 79-73	1514
FIELD GOALS-ATT	669-1474	530-1262	11/30/16	at Eastern Kentucky	w 90-63	458
Field goal pct	.454	.420	12/03/16	at Austin Peay	w 85-65	1165
3 POINT FG-ATT	172-499	117-381	12/15/16	LIPSCOMB	w 87-35	1120
3-point FG pct	.345	.307	12/18/16	CHARLESTON	w 89-76	1051
3-pt FG made per game	7.2	4.9	12/21/16	BALL STATE	w 68-61	1759
FREE THROWS-ATT	349-453	246-336	* 12/30/16	FLORIDA ATLANTIC	w 76-55	1324
Free throw pct	.770	.732	* 01/01/17	FIU	w 90-38	1033
F-Throws made per game	14.5	10.3	* 01/07/17	at Old Dominion	w 67-62	1290
REBOUNDS	861	768	* 01/12/17	UAB	w 60-48	4215
Rebounds per game	35.9	32.0	* 01/15/17	MIDDLE TENNESSEE	w 66-51	2064
Rebounding margin	+3.9	-	* 01/21/17	MARSHALL	w 73-57	1756
ASSISTS	374	297	* 01/26/17	at UTEP	w 71-54	2469
Assists per game	15.6	12.4	* 02/02/17	LOUISIANA TECH	w 67-58	1127
TURNOVERS	261	434	* 02/04/17	SOUTHERN MISS	w 79-53	1668
Turnovers per game	10.9	18.1	* 02/11/17	at Marshall	w 78-64	717
Turnover margin	+7.2	-	* 02/16/17	at Middle Tennessee	w 82-75	4027
Assist/turnover ratio	1.4	0.7	* 02/18/17	at UAB	w 62-52	399
STEALS	260	114	* 02/23/17	CHARLOTTE	w 75-74	1344
Steals per game	10.8	4.8	* 02/25/17	OLD DOMINION	w 79-73	2217
BLOCKS	65	59	* 03/02/17	at North Texas	w 75-55	1037
Blocks per game	2.7	2.5	* 03/04/17	at Rice	w 80-75	829
ATTENDANCE	23648	13905				
Home games-Avg/Game	14-1689	9-1377				
Neutral site-Avg/Game	-	1-1514				

* - Conference game

Score by Periods	1st	2nd	3rd	4th	OT	Totals
WKU	435	447	495	470	12	1859
Opponents	336	263	415	403	6	1423

2016-17 WKU Lady Topper Basketball
WKU Combined Team Statistics (as of Mar 05, 2017)
Games lost

RECORD:	OVERALL	HOME	AWAY	NEUTRAL
ALL GAMES	0-6	0-1	0-3	0-2
CONFERENCE	0-2	0-0	0-2	0-0
NON-CONFERENCE	0-4	0-1	0-1	0-2

#	Player	gp-gs	min	avg	Total		3-Point		F-Throw		Rebounds				pf	dq	a	to	blk	stl	pts	avg
					fg-fga	fg%	3fg-fga	3fg%	ft-fa	ft%	off	def	tot	avg								
12	NOBLE, Kendall	6-6	208	34.7	31-72	.431	1-15	.067	28-33	.848	11	26	37	6.2	19	1	26	14	6	8	91	15.2
23	BROWN, Ivy	6-6	195	32.5	31-59	.525	9-27	.333	12-12	1.000	22	31	53	8.8	19	0	4	10	9	2	83	13.8
25	GOODIN-ROGERS, K	3-3	72	24.0	10-37	.270	3-13	.231	7-10	.700	2	15	17	5.7	8	0	0	5	4	4	30	10.0
10	BROWN, Tashia	6-6	189	31.5	23-70	.329	0-6	.000	11-22	.500	11	10	21	3.5	16	0	4	15	2	6	57	9.5
32	SMITH, Kayla	5-3	79	15.8	12-26	.462	5-9	.556	9-11	.818	5	4	9	1.8	9	0	3	9	1	3	38	7.6
24	COE, Jaycee	6-0	68	11.3	11-31	.355	10-30	.333	2-2	1.000	0	1	1	0.2	6	0	2	3	0	0	34	5.7
05	JONES, Micah	6-4	182	30.3	11-36	.306	6-25	.240	2-2	1.000	3	11	14	2.3	10	0	20	13	0	5	30	5.0
15	CREECH, Whitney	5-0	37	7.4	6-12	.500	1-2	.500	0-0	.000	1	4	5	1.0	0	0	1	0	0	3	13	2.6
20	AKPAN, Ima	5-0	68	13.6	5-15	.333	0-0	.000	3-6	.500	12	5	17	3.4	5	0	1	3	0	3	13	2.6
21	PRICE, Sarah	4-2	32	8.0	3-5	.600	0-1	.000	2-2	1.000	3	2	5	1.3	5	0	0	3	0	1	8	2.0
03	BOPP, Sidnee	4-0	33	8.3	3-6	.500	2-5	.400	0-0	.000	0	0	0	0.0	6	0	3	3	0	0	8	2.0
13	FRANK, Malaka	5-0	48	9.6	2-5	.400	0-0	.000	0-0	.000	2	5	7	1.4	7	0	1	1	1	2	4	0.8
01	MAYES, Naomi	1-0	3	3.0	0-0	.000	0-0	.000	0-0	.000	0	0	0	0.0	0	0	1	0	0	1	0	0.0
04	GIVENS, Dee	2-0	11	5.5	0-5	.000	0-4	.000	0-0	.000	1	1	2	1.0	1	0	1	0	1	1	0	0.0
Team											9	19	28				2					
Total.....		6	1225		148-379	.391	37-137	.270	76-100	.760	82	134	216	36.0	111	1	67	81	24	39	409	68.2
Opponents.....		6	1225		167-372	.449	40-101	.396	79-106	.745	80	160	240	40.0	101	1	111	82	27	35	453	75.5

TEAM STATISTICS	WKU	OPP	Date	Opponent	Score	Att.
SCORING	409	453	11/16/16	UT ARLINGTON	L 68-71	1712
Points per game	68.2	75.5	11/25/16	vs DePaul	L 69-77	2334
Scoring margin	-7.3	-	11/27/16	vs George Washington	L 49-68	1687
FIELD GOALS-ATT	148-379	167-372	12/11/16	at Louisville	L 61-68	9168
Field goal pct	.391	.449	* 01/05/17	at Charlotte	Lot 85-89	4518
3 POINT FG-ATT	37-137	40-101	* 01/28/17	at UTSA	L 77-80	359
3-point FG pct	.270	.396	* - Conference game			
3-pt FG made per game	6.2	6.7				
FREE THROWS-ATT	76-100	79-106				
Free throw pct	.760	.745				
F-Throws made per game	12.7	13.2				
REBOUNDS	216	240				
Rebounds per game	36.0	40.0				
Rebounding margin	-4.0	-				
ASSISTS	67	111				
Assists per game	11.2	18.5				
TURNOVERS	81	82				
Turnovers per game	13.5	13.7				
Turnover margin	+0.2	-				
Assist/turnover ratio	0.8	1.4				
STEALS	39	35				
Steals per game	6.5	5.8				
BLOCKS	24	27				
Blocks per game	4.0	4.5				
ATTENDANCE	1712	18066				
Home games-Avg/Game	1-1712	3-4682				
Neutral site-Avg/Game	-	2-2010				

Score by Periods	1st	2nd	3rd	4th	OT	Totals
WKU	114	93	113	85	4	409
Opponents	92	119	118	116	8	453

2016-17 WKU Lady Topper Basketball
WKU Combined Team Statistics (as of Mar 05, 2017)
Season-End Streak

RECORD:	OVERALL	HOME	AWAY	NEUTRAL
ALL GAMES	9-0	4-0	5-0	0-0
CONFERENCE	9-0	4-0	5-0	0-0
NON-CONFERENCE	0-0	0-0	0-0	0-0

#	Player	gp-gs	min	avg	Total		3-Point		F-Throw		Rebounds				pf	dq	a	to	blk	stl	pts	avg
					fg-fga	fg%	3fg-fga	3fg%	ft-fa	ft%	off	def	tot	avg								
12	NOBLE, Kendall	9-9	334	37.1	53-111	.477	5-19	.263	53-65	.815	13	39	52	5.8	16	0	52	23	1	23	164	18.2
23	BROWN, Ivy	9-9	291	32.3	49-80	.613	10-21	.476	25-29	.862	35	38	73	8.1	31	1	13	12	11	15	133	14.8
10	BROWN, Tashia	9-9	284	31.6	42-99	.424	5-11	.455	19-32	.594	15	14	29	3.2	20	1	14	10	3	14	108	12.0
05	JONES, Micah	9-9	319	35.4	29-66	.439	21-51	.412	8-11	.727	3	11	14	1.6	8	0	38	4	0	14	87	9.7
25	GOODIN-ROGERS, K	9-8	182	20.2	21-65	.323	8-28	.286	22-30	.733	16	12	28	3.1	26	1	10	14	4	13	72	8.0
03	BOPP, Sidnee	8-0	80	10.0	12-26	.462	11-23	.478	0-0	.000	1	4	5	0.6	4	0	8	5	0	2	35	4.4
32	SMITH, Kayla	7-1	102	14.6	12-28	.429	0-8	.000	3-4	.750	6	4	10	1.4	8	0	4	2	0	2	27	3.9
24	COE, Jaycee	5-0	24	4.8	6-15	.400	5-14	.357	0-0	.000	0	1	1	0.2	1	0	0	0	0	1	17	3.4
15	CREECH, Whitney	8-0	53	6.6	8-23	.348	3-9	.333	2-2	1.000	0	5	5	0.6	2	0	1	1	1	1	21	2.6
20	AKPAN, Ima	6-0	86	14.3	6-11	.545	0-1	.000	0-0	.000	6	7	13	2.2	5	0	1	1	2	5	12	2.0
13	FRANK, Malaka	7-0	44	6.3	0-1	.000	0-0	.000	1-2	.500	7	6	13	1.9	8	0	0	3	0	2	1	0.1
01	MAYES, Naomi	1-0	1	1.0	0-0	.000	0-0	.000	0-0	.000	0	0	0	0.0	0	0	0	0	0	0	0	0.0
Team											19	17	36				11					
Total.....		9	1800		238-525	.453	68-185	.368	133-175	.760	121	158	279	31.0	129	3	141	86	22	92	677	75.2
Opponents.....		9	1800		213-459	.464	53-153	.346	100-126	.794	100	190	290	32.2	166	3	124	151	19	38	579	64.3

TEAM STATISTICS	WKU	OPP	Date	Opponent	Score	Att.
SCORING	677	579	*	02/02/17	LOUISIANA TECH	w 67-58 1127
Points per game	75.2	64.3	*	02/04/17	SOUTHERN MISS	w 79-53 1668
Scoring margin	+10.9	-	*	02/11/17	at Marshall	w 78-64 717
FIELD GOALS-ATT	238-525	213-459	*	02/16/17	at Middle Tennessee	w 82-75 4027
Field goal pct	.453	.464	*	02/18/17	at UAB	w 62-52 399
3 POINT FG-ATT	68-185	53-153	*	02/23/17	CHARLOTTE	w 75-74 1344
3-point FG pct	.368	.346	*	02/25/17	OLD DOMINION	w 79-73 2217
3-pt FG made per game	7.6	5.9	*	03/02/17	at North Texas	w 75-55 1037
FREE THROWS-ATT	133-175	100-126	*	03/04/17	at Rice	w 80-75 829
Free throw pct	.760	.794	* - Conference game			
F-Throws made per game	14.8	11.1				
REBOUNDS	279	290				
Rebounds per game	31.0	32.2				
Rebounding margin	-1.2	-				
ASSISTS	141	124				
Assists per game	15.7	13.8				
TURNOVERS	86	151				
Turnovers per game	9.6	16.8				
Turnover margin	+7.2	-				
Assist/turnover ratio	1.6	0.8				
STEALS	92	38				
Steals per game	10.2	4.2				
BLOCKS	22	19				
Blocks per game	2.4	2.1				
ATTENDANCE	6356	7009				
Home games-Avg/Game	4-1589	5-1402				
Neutral site-Avg/Game	-	0-0				

Score by Periods	1st	2nd	3rd	4th	Totals
WKU	160	147	181	189	677
Opponents	148	114	153	164	579

2016-17 WKU Lady Topper Basketball
WKU Season Schedule/Results & Leaders (as of Mar 05, 2017)
All games

RECORD:	OVERALL	HOME	AWAY	NEUTRAL
ALL GAMES	24-6	14-1	9-3	1-2
CONFERENCE	16-2	9-0	7-2	0-0
NON-CONFERENCE	8-4	5-1	2-1	1-2

Date	Opponent	Score	Att.	High Points	High Rebounds
11/11/16	ALABAMA A&M	w 96-32	1138	(20)BROWN, Ivy	(10)NOBLE, Kendall
					(10)BROWN, Tashia
11/16/16	UT ARLINGTON	68-71 L	1712	(18)BROWN, Ivy	(7)SMITH, Kayla
					(7)NOBLE, Kendall
11/19/16	INDIANA	w 85-74	1832	(28)BROWN, Tashia	(9)NOBLE, Kendall
11/25/16	vs DePaul	69-77 L	2334	(19)NOBLE, Kendall	(12)BROWN, Ivy
11/26/16	vs Kent State	Wot 79-73	1514	(28)NOBLE, Kendall	(13)BROWN, Ivy
11/27/16	vs George Washington	49-68 L	1687	(13)BROWN, Ivy	(11)BROWN, Ivy
11/30/16	at Eastern Kentucky	w 90-63	458	(18)NOBLE, Kendall	(8)NOBLE, Kendall
12/03/16	at Austin Peay	w 85-65	1165	(18)BROWN, Tashia	(15)BROWN, Ivy
12/11/16	at Louisville	61-68 L	9168	(12)BROWN, Ivy	(9)BROWN, Ivy
12/15/16	LIPSCOMB	w 87-35	1120	(15)NOBLE, Kendall	(9)CREECH, Whitney
12/18/16	CHARLESTON	w 89-76	1051	(21)BROWN, Ivy	(17)BROWN, Ivy
12/21/16	BALL STATE	w 68-61	1759	(22)BROWN, Tashia	(7)NOBLE, Kendall
12/30/16	*FLORIDA ATLANTIC	w 76-55	1324	(13)GOODIN-ROGERS, Ky	(14)BROWN, Ivy
				(13)NOBLE, Kendall	
01/01/17	*FIU	w 90-38	1033	(18)GOODIN-ROGERS, Ky	(11)BROWN, Ivy
				(18)AKPAN, Ima	
01/05/17	*at Charlotte	85-89 Lot	4518	(27)NOBLE, Kendall	(11)NOBLE, Kendall
01/07/17	*at Old Dominion	w 67-62	1290	(17)BROWN, Ivy	(7)BROWN, Tashia
				(17)GOODIN-ROGERS, Ky	
01/12/17	*UAB	w 60-48	4215	(24)NOBLE, Kendall	(8)NOBLE, Kendall
					(8)AKPAN, Ima
01/15/17	*MIDDLE TENNESSEE	w 66-51	2064	(18)NOBLE, Kendall	(8)GOODIN-ROGERS, Kyvi
01/21/17	*MARSHALL	w 73-57	1756	(22)BROWN, Ivy	(7)BROWN, Ivy
					(7)GOODIN-ROGERS, Kyvi
01/26/17	*at UTEP	w 71-54	2469	(13)BROWN, Tashia	(8)FRANK, Malaka
01/28/17	*at UTSA	77-80 L	359	(25)NOBLE, Kendall	(7)BROWN, Ivy
02/02/17	*LOUISIANA TECH	w 67-58	1127	(19)BROWN, Tashia	(8)NOBLE, Kendall
					(8)BROWN, Ivy
02/04/17	*SOUTHERN MISS	w 79-53	1668	(20)BROWN, Ivy	(9)BROWN, Ivy
					(9)BROWN, Tashia
02/11/17	*at Marshall	w 78-64	717	(27)BROWN, Ivy	(9)BROWN, Ivy
02/16/17	*at Middle Tennessee	w 82-75	4027	(25)BROWN, Tashia	(5)BROWN, Ivy
02/18/17	*at UAB	w 62-52	399	(26)NOBLE, Kendall	(13)BROWN, Ivy
02/23/17	*CHARLOTTE	w 75-74	1344	(23)NOBLE, Kendall	(6)FRANK, Malaka
					(6)BROWN, Ivy
02/25/17	*OLD DOMINION	w 79-73	2217	(21)JONES, Micah	(7)GOODIN-ROGERS, Kyvi
03/02/17	*at North Texas	w 75-55	1037	(21)NOBLE, Kendall	(14)BROWN, Ivy
03/04/17	*at Rice	w 80-75	829	(22)NOBLE, Kendall	(10)NOBLE, Kendall

* - Conference game

Attendance Summary	Games	Attend	Avg/Game
Home	15	25360	1691
Away	12	26436	2203
Neutral	3	5535	1845
Total	30	57331	1911

2016-17 WKU Lady Topper Basketball
WKU Team Game-by-Game (as of Mar 05, 2017)
All games

TEAM STATISTICS

Opponent	Date	Score		Total		3-Pointers		Free throws		Rebounds										
				fg-fga	pct	3fg-fga	pct	ft-fta	pct	off	def	tot	avg	pf	a	t/o	blk	stl	pts	avg
ALABAMA A&M	11/11/16	96-32	W	32-65	.492	13-29	.448	19-29	.655	23	24	47	47.0	7	23	11	5	20	96	96.0
UT ARLINGTON	11/16/16	68-71	L	25-56	.446	5-15	.333	13-17	.765	12	19	31	39.0	20	12	17	5	6	68	82.0
INDIANA	11/19/16	85-74	W	27-56	.482	5-15	.333	26-28	.929	9	22	31	36.3	18	12	7	3	5	85	83.0
vs DePaul	11/25/16	69-77	L	23-63	.365	4-24	.167	19-22	.864	13	27	40	37.2	24	5	15	2	6	69	79.5
vs Kent State	11/26/16	79-73	Wot	24-67	.358	5-23	.217	26-28	.929	19	24	43	38.4	30	9	13	1	10	79	79.4
vs George Washington	11/27/16	49-68	L	20-65	.308	3-19	.158	6-9	.667	15	22	37	38.2	16	11	13	7	8	49	74.3
at Eastern Kentucky	11/30/16	90-63	W	34-63	.540	6-14	.429	16-21	.762	14	31	45	39.1	18	16	18	1	9	90	76.6
at Austin Peay	12/03/16	85-65	W	33-63	.524	8-19	.421	11-16	.688	9	24	33	38.4	11	13	11	4	13	85	77.6
at Louisville	12/11/16	61-68	L	23-56	.411	9-22	.409	6-10	.600	10	15	25	36.9	15	11	15	2	8	61	75.8
LIPSCOMB	12/15/16	87-35	W	35-68	.515	7-22	.318	10-14	.714	16	37	53	38.5	14	21	10	6	9	87	76.9
CHARLESTON	12/18/16	89-76	W	30-62	.484	9-23	.391	20-26	.769	16	23	39	38.5	7	16	14	2	10	89	78.0
BALL STATE	12/21/16	68-61	W	24-52	.462	9-23	.391	11-13	.846	11	19	30	37.8	16	16	14	4	9	68	77.2
FLORIDA ATLANTIC	12/30/16	76-55	W	25-71	.352	7-26	.269	19-21	.905	26	26	52	38.9	11	14	13	2	8	76	77.1
FIU	01/01/17	90-38	W	35-72	.486	8-23	.348	12-17	.706	21	23	44	39.3	11	22	12	4	24	90	78.0
at Charlotte	01/05/17	85-89	Lot	29-78	.372	9-34	.265	18-23	.783	20	32	52	40.1	14	13	10	4	6	85	78.5
at Old Dominion	01/07/17	67-62	W	27-62	.435	6-17	.353	7-10	.700	15	16	31	39.6	23	17	16	1	10	67	77.8
UAB	01/12/17	60-48	W	23-65	.354	2-20	.100	12-17	.706	16	23	39	39.5	17	10	11	3	14	60	76.7
MIDDLE TENNESSEE	01/15/17	66-51	W	25-54	.463	4-17	.235	12-18	.667	11	17	28	38.9	14	10	10	2	9	66	76.1
MARSHALL	01/21/17	73-57	W	27-64	.422	8-23	.348	11-13	.846	11	21	32	38.5	11	17	5	1	9	73	75.9
at UTEP	01/26/17	71-54	W	30-65	.462	7-20	.350	4-7	.571	14	21	35	38.3	17	17	10	4	9	71	75.7
at UTSA	01/28/17	77-80	L	28-61	.459	7-23	.304	14-19	.737	12	19	31	38.0	22	15	11	4	5	77	75.8
LOUISIANA TECH	02/02/17	67-58	W	22-61	.361	8-22	.364	15-19	.789	18	24	42	38.2	11	20	10	4	7	67	75.4
SOUTHERN MISS	02/04/17	79-53	W	30-61	.492	8-24	.333	11-14	.786	15	20	35	38.0	11	16	11	2	12	79	75.5
at Marshall	02/11/17	78-64	W	29-63	.460	4-20	.200	16-19	.842	14	16	30	37.7	18	16	8	1	9	78	75.6
at Middle Tennessee	02/16/17	82-75	W	28-57	.491	10-25	.400	16-22	.727	9	15	24	37.2	15	15	6	2	12	82	75.9
at UAB	02/18/17	62-52	W	22-62	.355	5-19	.263	13-18	.722	18	15	33	37.0	13	11	8	6	12	62	75.3
CHARLOTTE	02/23/17	75-74	W	24-53	.453	9-21	.429	18-24	.750	11	17	28	36.7	16	18	12	0	12	75	75.3
OLD DOMINION	02/25/17	79-73	W	29-61	.475	9-22	.409	12-17	.706	13	11	24	36.2	10	14	6	2	9	79	75.5
at North Texas	03/02/17	75-55	W	28-54	.519	6-11	.545	13-18	.722	11	22	33	36.1	15	12	11	5	10	75	75.4
at Rice	03/04/17	80-75	W	26-53	.491	9-21	.429	19-24	.792	12	18	30	35.9	20	19	14	0	9	80	75.6
WKU		2268		817-1853	.441	209-636	.329	425-553	.769	434	643	1077	35.9	465	441	342	89	299	2268	75.6
Opponents		1876		697-1634	.427	157-482	.326	325-442	.735	345	663	1008	33.6	538	408	516	86	149	1876	62.5

Games played: 30
Points/game: 75.6
FG Pct: 44.1
3FG Pct: 32.9
FT Pct: 76.9

Rebounds/game: 35.9
Assists/game: 14.7
Turnovers/game: 11.4
Assist/turnover ratio: 1.3
Steals/game: 10.0
Blocks/game: 3.0

2016-17 WKU Lady Topper Basketball
WKU Opponent Game-by-Game (as of Mar 05, 2017)
All games

OPPONENT STATISTICS

Opponent	Date	Score		Total		3-Pointers		Free throws		Rebounds										
				fg-fga	pct	3fg-fga	pct	ft-fta	pct	off	def	tot	avg	pf	a	t/o	blk	stl	pts	avg
ALABAMA A&M	11/11/16	96-32	W	13-52	.250	2-10	.200	4-8	.500	17	14	31	31.0	19	6	25	0	5	32	32.0
UT ARLINGTON	11/16/16	68-71	L	28-63	.444	4-11	.364	11-16	.688	18	22	40	35.5	20	15	17	3	8	71	51.5
INDIANA	11/19/16	85-74	W	28-68	.412	5-20	.250	13-20	.650	21	21	42	37.7	24	16	12	1	3	74	59.0
vs DePaul	11/25/16	69-77	L	25-65	.385	8-23	.348	19-23	.826	15	27	42	38.8	19	19	13	3	7	77	63.5
vs Kent State	11/26/16	79-73	Wot	19-47	.404	4-8	.500	31-37	.838	7	24	31	37.2	23	11	17	5	4	73	65.4
vs George Washington	11/27/16	49-68	L	26-63	.413	3-13	.231	13-17	.765	15	32	47	38.8	11	14	13	6	5	68	65.8
at Eastern Kentucky	11/30/16	90-63	W	23-66	.348	4-20	.200	13-18	.722	15	16	31	37.7	20	10	17	3	9	63	65.4
at Austin Peay	12/03/16	85-65	W	25-55	.455	5-14	.357	10-14	.714	7	22	29	36.6	15	16	19	5	5	65	65.4
at Louisville	12/11/16	61-68	L	27-56	.482	10-17	.588	4-9	.444	16	25	41	37.1	13	22	19	2	3	68	65.7
LIPSCOMB	12/15/16	87-35	W	12-57	.211	5-22	.227	6-12	.500	10	20	30	36.4	12	8	14	0	4	35	62.6
CHARLESTON	12/18/16	89-76	W	32-63	.508	6-20	.300	6-8	.750	9	18	27	35.5	21	20	15	2	8	76	63.8
BALL STATE	12/21/16	68-61	W	23-50	.460	6-14	.429	9-14	.643	11	19	30	35.1	23	13	18	3	8	61	63.6
FLORIDA ATLANTIC	12/30/16	76-55	W	22-58	.379	5-19	.263	6-8	.750	10	20	30	34.7	21	8	14	3	6	55	62.9
FIU	01/01/17	90-38	W	17-50	.340	0-6	.000	4-5	.800	11	19	30	34.4	14	8	31	2	5	38	61.1
at Charlotte	01/05/17	85-89	Lot	34-76	.447	10-24	.417	11-15	.733	12	32	44	35.0	19	22	8	7	8	89	63.0
at Old Dominion	01/07/17	67-62	W	24-49	.490	2-10	.200	12-18	.667	11	23	34	34.9	14	11	21	6	4	62	62.9
UAB	01/12/17	60-48	W	16-46	.348	6-22	.273	10-13	.769	9	28	37	35.1	18	12	25	3	2	48	62.1
MIDDLE TENNESSEE	01/15/17	66-51	W	18-38	.474	5-12	.417	10-14	.714	6	21	27	34.6	22	14	21	2	4	51	61.4
MARSHALL	01/21/17	73-57	W	22-53	.415	7-25	.280	6-8	.750	11	26	37	34.7	13	13	17	2	3	57	61.2
at UTEP	01/26/17	71-54	W	23-51	.451	2-6	.333	6-13	.462	10	22	32	34.6	12	7	17	3	6	54	60.8
at UTSA	01/28/17	77-80	L	27-49	.551	5-13	.385	21-26	.808	4	22	26	34.2	19	19	12	6	4	80	61.8
LOUISIANA TECH	02/02/17	67-58	W	22-52	.423	5-13	.385	9-13	.692	8	23	31	34.0	21	15	11	1	5	58	61.6
SOUTHERN MISS	02/04/17	79-53	W	21-49	.429	2-9	.222	9-13	.692	9	16	25	33.7	16	8	21	1	6	53	61.2
at Marshall	02/11/17	78-64	W	22-45	.489	9-20	.450	11-15	.733	8	20	28	33.4	18	15	19	4	1	64	61.3
at Middle Tennessee	02/16/17	82-75	W	28-53	.528	6-18	.333	13-14	.929	11	23	34	33.4	17	15	16	2	1	75	61.9
at UAB	02/18/17	62-52	W	17-42	.405	7-19	.368	11-12	.917	10	25	35	33.5	19	12	20	1	5	52	61.5
CHARLOTTE	02/23/17	75-74	W	29-56	.518	7-22	.318	9-13	.692	13	20	33	33.5	19	21	17	4	4	74	62.0
OLD DOMINION	02/25/17	79-73	W	28-55	.509	6-14	.429	11-12	.917	17	23	40	33.7	23	15	18	2	2	73	62.4
at North Texas	03/02/17	75-55	W	18-52	.346	5-17	.294	14-16	.875	13	20	33	33.7	15	9	14	2	6	55	62.1
at Rice	03/04/17	80-75	W	28-55	.509	6-21	.286	13-18	.722	11	20	31	33.6	18	14	15	2	8	75	62.5
Opponents		1876		697-1634	.427	157-482	.326	325-442	.735	345	663	1008	33.6	538	408	516	86	149	1876	62.5
WKU		2268		817-1853	.441	209-636	.329	425-553	.769	434	643	1077	35.9	465	441	342	89	299	2268	75.6

Games played: 30
Points/game: 62.5
FG Pct: 42.7
3FG Pct: 32.6
FT Pct: 73.5

Rebounds/game: 33.6
Assists/game: 13.6
Turnovers/game: 17.2
Assist/turnover ratio: 0.8
Steals/game: 5.0
Blocks/game: 2.9

2016-17 WKU Lady Topper Basketball
WKU Game-by-Game Highs (as of Mar 05, 2017)
All games

Opponent	Date	Score	Points	Rebounds	Assists	Steals	Blocked shots
ALABAMA A&M	11/11/16	96-32	20-BROWN, Ivy	10-BROWN, Tashia NOBLE, Kendall	12-JONES, Micah	5-NOBLE, Kendall	1-PRICE, Sarah GIVENS, Dee BROWN, Tashia SMITH, Kayla BROWN, Ivy
UT ARLINGTON	11/16/16	68-71	18-BROWN, Ivy	7-NOBLE, Kendall SMITH, Kayla	3-JONES, Micah	2-BROWN, Tashia	2-NOBLE, Kendall BROWN, Tashia
INDIANA	11/19/16	85-74	28-BROWN, Tashia	9-NOBLE, Kendall	7-NOBLE, Kendall	1-JONES, Micah BROWN, Tashia AKPAN, Ima PRICE, Sarah NOBLE, Kendall	2-NOBLE, Kendall
vs DePaul	11/25/16	69-77	19-NOBLE, Kendall	12-BROWN, Ivy	2-NOBLE, Kendall JONES, Micah	2-SMITH, Kayla	2-BROWN, Ivy
vs Kent State	11/26/16	79-73	28-NOBLE, Kendall	13-BROWN, Ivy	4-BROWN, Tashia	3-BROWN, Ivy	1-BROWN, Tashia
vs George Washington	11/27/16	49-68	13-BROWN, Ivy	11-BROWN, Ivy	3-JONES, Micah	2-AKPAN, Ima NOBLE, Kendall	3-BROWN, Ivy
at Eastern Kentucky	11/30/16	90-63	18-NOBLE, Kendall	8-NOBLE, Kendall	5-NOBLE, Kendall	2-AKPAN, Ima NOBLE, Kendall	1-PRICE, Sarah
at Austin Peay	12/03/16	85-65	18-BROWN, Tashia	15-BROWN, Ivy	3-BROWN, Tashia NOBLE, Kendall JONES, Micah	5-FRANK, Malaka	3-BROWN, Ivy
at Louisville	12/11/16	61-68	12-BROWN, Ivy	9-BROWN, Ivy	7-NOBLE, Kendall	2-NOBLE, Kendall JONES, Micah CREECH, Whitney	1-BROWN, Ivy GOODIN-ROGERS,
LIPSCOMB	12/15/16	87-35	15-NOBLE, Kendall	9-CREECH, Whitney	7-CREECH, Whitney	2-BROWN, Ivy SMITH, Kayla	4-BROWN, Ivy
CHARLESTON	12/18/16	89-76	21-BROWN, Ivy	17-BROWN, Ivy	5-BROWN, Tashia	4-NOBLE, Kendall	1-GOODIN-ROGERS BROWN, Ivy
BALL STATE	12/21/16	68-61	22-BROWN, Tashia	7-NOBLE, Kendall	9-NOBLE, Kendall	4-AKPAN, Ima	2-BROWN, Ivy GOODIN-ROGERS,
FLORIDA ATLANTIC	12/30/16	76-55	13-NOBLE, Kendall GOODIN-ROGERS,	14-BROWN, Ivy	5-NOBLE, Kendall	2-BROWN, Tashia NOBLE, Kendall	1-BROWN, Ivy GOODIN-ROGERS,
FIU	01/01/17	90-38	18-AKPAN, Ima GOODIN-ROGERS,	11-BROWN, Ivy	9-NOBLE, Kendall	5-AKPAN, Ima NOBLE, Kendall	3-GOODIN-ROGERS
at Charlotte	01/05/17	85-89	27-NOBLE, Kendall	11-NOBLE, Kendall	8-NOBLE, Kendall	2-NOBLE, Kendall GOODIN-ROGERS,	2-GOODIN-ROGERS
at Old Dominion	01/07/17	67-62	17-GOODIN-ROGER BROWN, Ivy	7-BROWN, Tashia	6-NOBLE, Kendall	3-BROWN, Ivy BROWN, Tashia	1-BROWN, Tashia
UAB	01/12/17	60-48	24-NOBLE, Kendall	8-AKPAN, Ima NOBLE, Kendall	4-NOBLE, Kendall	7-NOBLE, Kendall	2-BROWN, Tashia
MIDDLE TENNESSEE	01/15/17	66-51	18-NOBLE, Kendall	8-GOODIN-ROGERS	5-NOBLE, Kendall	5-NOBLE, Kendall	2-BROWN, Ivy
MARSHALL	01/21/17	73-57	22-BROWN, Ivy	7-GOODIN-ROGERS BROWN, Ivy	6-NOBLE, Kendall JONES, Micah	5-NOBLE, Kendall	1-BROWN, Tashia
at UTEP	01/26/17	71-54	13-BROWN, Tashia	8-FRANK, Malaka	9-NOBLE, Kendall	2-NOBLE, Kendall GOODIN-ROGERS, BROWN, Tashia	2-FRANK, Malaka
at UTSA	01/28/17	77-80	25-NOBLE, Kendall	7-BROWN, Ivy	6-JONES, Micah NOBLE, Kendall	1-JONES, Micah BROWN, Tashia BROWN, Ivy GOODIN-ROGERS, NOBLE, Kendall	2-BROWN, Ivy
LOUISIANA TECH	02/02/17	67-58	19-BROWN, Tashia	8-BROWN, Ivy	7-NOBLE, Kendall	5-NOBLE, Kendall	3-BROWN, Ivy

2016-17 WKU Lady Topper Basketball
WKU Game-by-Game Highs (as of Mar 05, 2017)
All games

Opponent	Date	Score	Points	Rebounds	Assists	Steals	Blocked shots
SOUTHERN MISS	02/04/17	79-53	20-BROWN, Ivy	NOBLE, Kendall 9-BROWN, Tashia	6-JONES, Micah	4-BROWN, Tashia	1-GOODIN-ROGERS BROWN, Tashia
at Marshall	02/11/17	78-64	27-BROWN, Ivy	9-BROWN, Ivy	10-NOBLE, Kendall	2-NOBLE, Kendall BOPP, Sidnee	1-BROWN, Ivy
at Middle Tennessee	02/16/17	82-75	25-BROWN, Tashia	5-BROWN, Ivy	6-NOBLE, Kendall	4-GOODIN-ROGERS	1-BROWN, Ivy BROWN, Tashia
at UAB	02/18/17	62-52	26-NOBLE, Kendall	13-BROWN, Ivy	6-NOBLE, Kendall	3-JONES, Micah NOBLE, Kendall	2-GOODIN-ROGERS AKPAN, Ima
CHARLOTTE	02/23/17	75-74	23-NOBLE, Kendall	6-BROWN, Ivy FRANK, Malaka	8-JONES, Micah	3-JONES, Micah	None
OLD DOMINION	02/25/17	79-73	21-JONES, Micah	7-GOODIN-ROGERS	5-JONES, Micah NOBLE, Kendall	2-JONES, Micah GOODIN-ROGERS, NOBLE, Kendall	2-BROWN, Ivy
at North Texas	03/02/17	75-55	21-NOBLE, Kendall	14-BROWN, Ivy	7-NOBLE, Kendall	3-BROWN, Ivy NOBLE, Kendall	3-BROWN, Ivy
at Rice	03/04/17	80-75	22-NOBLE, Kendall	10-NOBLE, Kendall	6-NOBLE, Kendall	3-BROWN, Ivy	None

2016-17 WKU Lady Topper Basketball
WKU Team High/Low Analysis (as of Mar 05, 2017)
All games

WKU - TEAM GAME HIGHS

POINTS	96	ALABAMA A&M (11/11/16)
	90	FIU (01/01/17)
	90	at Eastern Kentucky (11/30/16)
	89	CHARLESTON (12/18/16)
	87	LIPSCOMB (12/15/16)
FIELD GOALS MADE	35	FIU (01/01/17)
	35	LIPSCOMB (12/15/16)
FIELD GOAL ATTEMPTS	78	at Charlotte (01/05/17)
	72	FIU (01/01/17)
FIELD GOAL PERCENTAGE	.540 (34-63)	at Eastern Kentucky (11/30/16)
	.524 (33-63)	at Austin Peay (12/03/16)
3 PT FIELD GOALS MADE	13	ALABAMA A&M (11/11/16)
	10	at Middle Tennessee (02/16/17)
3 PT FG ATTEMPTS	34	at Charlotte (01/05/17)
	29	ALABAMA A&M (11/11/16)
3 PT FG PERCENTAGE	.545 (6-11)	at North Texas (03/02/17)
	.448 (13-29)	ALABAMA A&M (11/11/16)
FREE THROWS MADE	26	vs Kent State (11/26/16)
	26	INDIANA (11/19/16)
FREE THROW ATTEMPTS	29	ALABAMA A&M (11/11/16)
	28	vs Kent State (11/26/16)
	28	INDIANA (11/19/16)
FREE THROW PERCENTAGE	.929 (26-28)	vs Kent State (11/26/16)
	.929 (26-28)	INDIANA (11/19/16)
REBOUNDS	53	LIPSCOMB (12/15/16)
	52	at Charlotte (01/05/17)
	52	FLORIDA ATLANTIC (12/30/16)
ASSISTS	23	ALABAMA A&M (11/11/16)
	22	FIU (01/01/17)
STEALS	24	FIU (01/01/17)
	20	ALABAMA A&M (11/11/16)
BLOCKED SHOTS	7	vs George Washington (11/27/16)
	6	at UAB (02/18/17)
	6	LIPSCOMB (12/15/16)
TURNOVERS	18	at Eastern Kentucky (11/30/16)
	17	UT ARLINGTON (11/16/16)
FOULS	30	vs Kent State (11/26/16)
	24	vs DePaul (11/25/16)

2016-17 WKU Lady Topper Basketball
WKU High/Low Analysis (as of Mar 05, 2017)
All games

Opponent - GAME HIGHS

POINTS	89	at Charlotte (01/05/17)
	80	at UTSA (01/28/17)
	77	vs DePaul (11/25/16)
	76	CHARLESTON (12/18/16)
	75	at Rice (03/04/17)
	75	at Middle Tennessee (02/16/17)
FIELD GOALS MADE	34	at Charlotte (01/05/17)
	32	CHARLESTON (12/18/16)
FIELD GOAL ATTEMPTS	76	at Charlotte (01/05/17)
	68	INDIANA (11/19/16)
FIELD GOAL PERCENTAGE	.551 (27-49)	at UTSA (01/28/17)
	.528 (28-53)	at Middle Tennessee (02/16/17)
3 PT FIELD GOALS MADE	10	at Charlotte (01/05/17)
	10	at Louisville (12/11/16)
3 PT FG ATTEMPTS	25	MARSHALL (01/21/17)
	24	at Charlotte (01/05/17)
3 PT FG PERCENTAGE	.588 (10-17)	at Louisville (12/11/16)
	.500 (4-8)	vs Kent State (11/26/16)
FREE THROWS MADE	31	vs Kent State (11/26/16)
	21	at UTSA (01/28/17)
FREE THROW ATTEMPTS	37	vs Kent State (11/26/16)
	26	at UTSA (01/28/17)
FREE THROW PERCENTAGE	.929 (13-14)	at Middle Tennessee (02/16/17)
	.917 (11-12)	OLD DOMINION (02/25/17)
	.917 (11-12)	at UAB (02/18/17)
REBOUNDS	47	vs George Washington (11/27/16)
	44	at Charlotte (01/05/17)
ASSISTS	22	at Charlotte (01/05/17)
	22	at Louisville (12/11/16)
STEALS	9	at Eastern Kentucky (11/30/16)
	8	at Rice (03/04/17)
	8	at Charlotte (01/05/17)
	8	BALL STATE (12/21/16)
	8	CHARLESTON (12/18/16)
	8	UT ARLINGTON (11/16/16)
BLOCKED SHOTS	7	at Charlotte (01/05/17)
	6	at UTSA (01/28/17)
	6	at Old Dominion (01/07/17)
	6	vs George Washington (11/27/16)
TURNOVERS	31	FIU (01/01/17)
	25	UAB (01/12/17)
	25	ALABAMA A&M (11/11/16)
FOULS	24	INDIANA (11/19/16)
	23	OLD DOMINION (02/25/17)
	23	BALL STATE (12/21/16)
	23	vs Kent State (11/26/16)

2016-17 WKU Lady Topper Basketball
WKU High/Low Analysis (as of Mar 05, 2017)
All games

WKU - GAME LOWS

POINTS	49	vs George Washington (11/27/16)
	60	UAB (01/12/17)
	61	at Louisville (12/11/16)
	62	at UAB (02/18/17)
	66	MIDDLE TENNESSEE (01/15/17)
FIELD GOALS MADE	20	vs George Washington (11/27/16)
	22	LOUISIANA TECH (02/02/17)
	22	at UAB (02/18/17)
FIELD GOAL ATTEMPTS	52	BALL STATE (12/21/16)
	53	CHARLOTTE (02/23/17)
	53	at Rice (03/04/17)
FIELD GOAL PERCENTAGE	.308 (20-65)	vs George Washington (11/27/16)
	.352 (25-71)	FLORIDA ATLANTIC (12/30/16)
3 PT FIELD GOALS MADE	2	UAB (01/12/17)
	3	vs George Washington (11/27/16)
3 PT FG ATTEMPTS	11	at North Texas (03/02/17)
	14	at Eastern Kentucky (11/30/16)
3 PT FG PERCENTAGE	.100 (2-20)	UAB (01/12/17)
	.158 (3-19)	vs George Washington (11/27/16)
FREE THROWS MADE	4	at UTEP (01/26/17)
	6	vs George Washington (11/27/16)
	6	at Louisville (12/11/16)
FREE THROW ATTEMPTS	7	at UTEP (01/26/17)
	9	vs George Washington (11/27/16)
FREE THROW PERCENTAGE	.571 (4-7)	at UTEP (01/26/17)
	.600 (6-10)	at Louisville (12/11/16)
REBOUNDS	24	at Middle Tennessee (02/16/17)
	24	OLD DOMINION (02/25/17)
ASSISTS	5	vs DePaul (11/25/16)
	9	vs Kent State (11/26/16)
STEALS	5	INDIANA (11/19/16)
	5	at UTSA (01/28/17)
BLOCKED SHOTS	0	CHARLOTTE (02/23/17)
	0	at Rice (03/04/17)
TURNOVERS	5	MARSHALL (01/21/17)
	6	at Middle Tennessee (02/16/17)
	6	OLD DOMINION (02/25/17)
FOULS	7	ALABAMA A&M (11/11/16)
	7	CHARLESTON (12/18/16)

2016-17 WKU Lady Topper Basketball
WKU High/Low Analysis (as of Mar 05, 2017)
All games

Opponent - GAME LOWS

POINTS	32	ALABAMA A&M (11/11/16)
	35	LIPSCOMB (12/15/16)
	38	FIU (01/01/17)
	48	UAB (01/12/17)
	51	MIDDLE TENNESSEE (01/15/17)
FIELD GOALS MADE	12	LIPSCOMB (12/15/16)
	13	ALABAMA A&M (11/11/16)
FIELD GOAL ATTEMPTS	38	MIDDLE TENNESSEE (01/15/17)
	42	at UAB (02/18/17)
FIELD GOAL PERCENTAGE	.211 (12-57)	LIPSCOMB (12/15/16)
	.250 (13-52)	ALABAMA A&M (11/11/16)
3 PT FIELD GOALS MADE	0	FIU (01/01/17)
	2	ALABAMA A&M (11/11/16)
	2	at Old Dominion (01/07/17)
	2	at UTEP (01/26/17)
	2	SOUTHERN MISS (02/04/17)
3 PT FG ATTEMPTS	6	FIU (01/01/17)
	6	at UTEP (01/26/17)
3 PT FG PERCENTAGE	.000 (0-6)	FIU (01/01/17)
	.200 (2-10)	ALABAMA A&M (11/11/16)
	.200 (2-10)	at Old Dominion (01/07/17)
	.200 (4-20)	at Eastern Kentucky (11/30/16)
FREE THROWS MADE	4	ALABAMA A&M (11/11/16)
	4	at Louisville (12/11/16)
	4	FIU (01/01/17)
FREE THROW ATTEMPTS	5	FIU (01/01/17)
	8	ALABAMA A&M (11/11/16)
	8	CHARLESTON (12/18/16)
	8	FLORIDA ATLANTIC (12/30/16)
	8	MARSHALL (01/21/17)
FREE THROW PERCENTAGE	.444 (4-9)	at Louisville (12/11/16)
	.462 (6-13)	at UTEP (01/26/17)
REBOUNDS	25	SOUTHERN MISS (02/04/17)
	26	at UTSA (01/28/17)
ASSISTS	6	ALABAMA A&M (11/11/16)
	7	at UTEP (01/26/17)
STEALS	1	at Marshall (02/11/17)
	1	at Middle Tennessee (02/16/17)
BLOCKED SHOTS	0	ALABAMA A&M (11/11/16)
	0	LIPSCOMB (12/15/16)
TURNOVERS	8	at Charlotte (01/05/17)
	11	LOUISIANA TECH (02/02/17)
FOULS	11	vs George Washington (11/27/16)
	12	LIPSCOMB (12/15/16)
	12	at UTEP (01/26/17)

2016-17 WKU Lady Topper Basketball
WKU Player High/Low Analysis (as of Mar 05, 2017)
All games

WKU - INDIVIDUAL GAME HIGHS

Points	28		NOBLE, Kendall vs Kent State (11/26/16)
	28		BROWN, Tashia vs Indiana (11/19/16)
	27		BROWN, Ivy at Marshall (02/11/17)
	27		NOBLE, Kendall at Charlotte (01/05/17)
	26		NOBLE, Kendall at UAB (02/18/17)
Field Goals Made	11		NOBLE, Kendall at Charlotte (01/05/17)
	10		BROWN, Ivy vs Marshall (01/21/17)
	10		NOBLE, Kendall vs UAB (01/12/17)
	10		BROWN, Tashia vs Indiana (11/19/16)
Field Goal Att.	22		NOBLE, Kendall at Charlotte (01/05/17)
	20		BROWN, Tashia vs Indiana (11/19/16)
FG Pct (min 5 made)	1.000	(7-7)	NOBLE, Kendall vs Lipscomb (12/15/16)
	.889	(8-9)	BROWN, Ivy vs Southern Miss (02/04/17)
	.889	(8-9)	AKPAN, Ima vs FIU (01/01/17)
3-Point FG Made	6		JONES, Micah vs Old Dominion (02/25/17)
	5		BOPP, Sidnee at Rice (03/04/17)
	5		COE, Jaycee at Charlotte (01/05/17)
3-Point FG Att.	11		COE, Jaycee at Charlotte (01/05/17)
	10		COE, Jaycee vs Alabama A&M (11/11/16)
3-Pt FG Pct (min 2 made)	1.000	(2-2)	GOODIN-ROGERS, Kyvin at North Texas (03/02/17)
	1.000	(2-2)	JONES, Micah at UTEP (01/26/17)
	1.000	(2-2)	SMITH, Kayla vs FIU (01/01/17)
	1.000	(2-2)	BROWN, Ivy vs Lipscomb (12/15/16)
	1.000	(2-2)	JONES, Micah at Austin Peay (12/03/16)
	1.000	(2-2)	BOPP, Sidnee vs Alabama A&M (11/11/16)
	1.000	(2-2)	BROWN, Ivy vs Alabama A&M (11/11/16)
Free Throws Made	12		NOBLE, Kendall vs Charlotte (02/23/17)
	11		BROWN, Ivy at Marshall (02/11/17)
	11		BROWN, Tashia vs Kent State (11/26/16)
Free Throw Att.	14		NOBLE, Kendall vs Charlotte (02/23/17)
	13		BROWN, Ivy at Marshall (02/11/17)
FT Pct (min 3 made)	1.000	(11-11)	BROWN, Tashia vs Kent State (11/26/16)
	1.000	(8-8)	NOBLE, Kendall vs Kent State (11/26/16)
	1.000	(7-7)	BROWN, Tashia vs Marshall (01/21/17)
	1.000	(7-7)	NOBLE, Kendall vs DePaul (11/25/16)
	1.000	(5-5)	NOBLE, Kendall vs Florida Atlantic (12/30/16)
	1.000	(4-4)	BROWN, Ivy at Middle Tennessee (02/16/17)
	1.000	(4-4)	NOBLE, Kendall at Marshall (02/11/17)
	1.000	(4-4)	NOBLE, Kendall vs Southern Miss (02/04/17)
	1.000	(4-4)	NOBLE, Kendall vs Louisiana Tech (02/02/17)
	1.000	(4-4)	BROWN, Ivy vs UAB (01/12/17)
	1.000	(4-4)	GOODIN-ROGERS, Kyvin at Charlotte (01/05/17)
	1.000	(4-4)	GOODIN-ROGERS, Kyvin vs Florida Atlantic (12/30/16)
	1.000	(4-4)	NOBLE, Kendall vs Ball State (12/21/16)
	1.000	(4-4)	BROWN, Tashia vs Lipscomb (12/15/16)
	1.000	(4-4)	BROWN, Ivy at Eastern Kentucky (11/30/16)
	1.000	(4-4)	BROWN, Tashia at Eastern Kentucky (11/30/16)
	1.000	(4-4)	SMITH, Kayla vs DePaul (11/25/16)
	1.000	(4-4)	BROWN, Ivy vs Indiana (11/19/16)
	1.000	(4-4)	BROWN, Ivy vs UT Arlington (11/16/16)
	1.000	(3-3)	JONES, Micah at UAB (02/18/17)
	1.000	(3-3)	BROWN, Ivy at UTSA (01/28/17)
Rebounds	17		BROWN, Ivy vs Charleston (12/18/16)

	15	BROWN, Ivy at Austin Peay (12/03/16)
Assists	12	JONES, Micah vs Alabama A&M (11/11/16)
	10	NOBLE, Kendall at Marshall (02/11/17)
Steals	7	NOBLE, Kendall vs UAB (01/12/17)
	5	NOBLE, Kendall vs Louisiana Tech (02/02/17)
	5	NOBLE, Kendall vs Marshall (01/21/17)
	5	NOBLE, Kendall vs Middle Tennessee (01/15/17)
	5	AKPAN, Ima vs FIU (01/01/17)
	5	NOBLE, Kendall vs FIU (01/01/17)
	5	FRANK, Malaka at Austin Peay (12/03/16)
	5	NOBLE, Kendall vs Alabama A&M (11/11/16)
Blocked Shots	4	BROWN, Ivy vs Lipscomb (12/15/16)
	3	BROWN, Ivy at North Texas (03/02/17)
	3	BROWN, Ivy vs Louisiana Tech (02/02/17)
	3	GOODIN-ROGERS, Kyvin vs FIU (01/01/17)
	3	BROWN, Ivy at Austin Peay (12/03/16)
	3	BROWN, Ivy vs George Washington (11/27/16)
Turnovers	8	NOBLE, Kendall at Rice (03/04/17)
	5	BROWN, Tashia at Old Dominion (01/07/17)
	5	NOBLE, Kendall vs DePaul (11/25/16)
Fouls	5	BROWN, Ivy at Rice (03/04/17)
	5	GOODIN-ROGERS, Kyvin at Rice (03/04/17)
	5	BROWN, Tashia vs Old Dominion (02/25/17)
	5	BROWN, Ivy at UTEP (01/26/17)
	5	BROWN, Ivy at Old Dominion (01/07/17)
	5	SMITH, Kayla vs Kent State (11/26/16)
	5	BROWN, Ivy vs Kent State (11/26/16)
	5	BROWN, Tashia vs Kent State (11/26/16)
	5	NOBLE, Kendall vs UT Arlington (11/16/16)
Minutes	45	NOBLE, Kendall at Charlotte (01/05/17)
	40	NOBLE, Kendall at Rice (03/04/17)
	39	NOBLE, Kendall at North Texas (03/02/17)
	39	NOBLE, Kendall at UAB (02/18/17)
	39	NOBLE, Kendall vs Kent State (11/26/16)

2016-17 WKU Lady Topper Basketball
WKU Opponent High/Low Analysis (as of Mar 05, 2017)
All games

OPPONENT INDIVIDUAL GAME HIGHS

Points	39	LURKEN, Larissa vs Kent State (11/26/16)
	33	JOHNSON, Alex at Middle Tennessee (02/16/17)
	32	HUNTER, Grace at Charlotte (01/05/17)
	25	January, Jessica vs DePaul (11/25/16)
	24	Tyra Buss vs Indiana (11/19/16)
Field Goals Made	13	HUNTER, Grace at Charlotte (01/05/17)
	12	JOHNSON, Alex at Middle Tennessee (02/16/17)
Field Goal Att.	24	HUNTER, Grace at Charlotte (01/05/17)
	19	TAYLOR, Sparkle at UTEP (01/26/17)
	19	LURKEN, Larissa vs Kent State (11/26/16)
	19	Tyra Buss vs Indiana (11/19/16)
FG Pct (min 5 made)	.889 (8-9)	HOLOPAINEN, Annika vs Old Dominion (02/25/17)
	.833 (5-6)	JACKSON, Ashley vs Old Dominion (02/25/17)
	.833 (5-6)	POUND, Kiandre'a vs FIU (01/01/17)
	.833 (5-6)	ZAMBROTTA, Sydney at Louisville (12/11/16)
3-Point FG Made	5	GREGORY, Ciara vs Charlotte (02/23/17)
	5	ZAMBROTTA, Sydney at Louisville (12/11/16)
3-Point FG Att.	12	GREGORY, Ciara vs Charlotte (02/23/17)
	11	GREGORY, Ciara at Charlotte (01/05/17)
3-Pt FG Pct (min 2 made)	1.000 (3-3)	HUNTER, Grace at Charlotte (01/05/17)
	1.000 (2-2)	HOLOPAINEN, Annika vs Old Dominion (02/25/17)
	1.000 (2-2)	Clark, Breck vs UT Arlington (11/16/16)
Free Throws Made	22	LURKEN, Larissa vs Kent State (11/26/16)
	9	JOHNSON, Alex at Middle Tennessee (02/16/17)
	9	January, Jessica vs DePaul (11/25/16)
Free Throw Att.	25	LURKEN, Larissa vs Kent State (11/26/16)
	10	January, Jessica vs DePaul (11/25/16)
FT Pct (min 3 made)	1.000 (9-9)	JOHNSON, Alex at Middle Tennessee (02/16/17)
	1.000 (6-6)	Campbell, Kelly vs DePaul (11/25/16)
	1.000 (5-5)	GREGORY, Ciara vs Charlotte (02/23/17)
	1.000 (4-4)	WARREN, Tyara at North Texas (03/02/17)
	1.000 (4-4)	WILLIAMS, Janeka at UAB (02/18/17)
	1.000 (4-4)	EVANS, Kiana at Marshall (02/11/17)
	1.000 (4-4)	KIEJDROWSKA, Kasia at UTSA (01/28/17)
	1.000 (4-4)	CHIDOMERE, Crystal at UTSA (01/28/17)
	1.000 (4-4)	Amber Deane vs Indiana (11/19/16)
	1.000 (3-3)	IADEMARCO, Nicole at Rice (03/04/17)
	1.000 (3-3)	KEMP, Rhaven vs Old Dominion (02/25/17)
	1.000 (3-3)	BENSON, Marie at UTSA (01/28/17)
Rebounds	15	FARMER, Keonna vs UAB (01/12/17)
	13	YOUNG, Destinee at Old Dominion (01/07/17)
Assists	10	GOODWIN, Loryn at UTSA (01/28/17)
	10	JACKSON, Briahanna at Louisville (12/11/16)
Steals	5	Bolden, Breanna vs Charleston (12/18/16)
	4	RAVENTÓS, Laia at Charlotte (01/05/17)
	4	HUDSON, Kristian vs FIU (01/01/17)
Blocked Shots	4	JAMISON-MYERS, Nyilah at Charlotte (01/05/17)
	3	GABRIEL, Ra'Kyra vs Florida Atlantic (12/30/16)
	3	Grant, Jacqui vs DePaul (11/25/16)
	3	VanDijk, Rebekah vs UT Arlington (11/16/16)
Turnovers	12	ROGERS, Kayla vs FIU (01/01/17)
	9	BARNES, Miyah at UAB (02/18/17)
Fouls	5	HOLOPAINEN, Annika vs Old Dominion (02/25/17)

5	JAMISON-MYERS,Nyilah vs Charlotte (02/23/17)
5	HAMILTON, Talequia at Marshall (02/11/17)
5	RAVENTÓS, Laia at Charlotte (01/05/17)
5	GRANDE, Carmen vs Ball State (12/21/16)
5	Bolden, Breanna vs Charleston (12/18/16)
5	GOLDEN, Alexa vs Kent State (11/26/16)
5	KORINEK, Jordan vs Kent State (11/26/16)
5	Amanda Cahill vs Indiana (11/19/16)

Official Basketball Box Score -- Game Totals -- Final Statistics

Alabama A&M vs WKU

11/11/16 7:00 p.m. at Bowling Green, Ky. (E.A. Diddle Arena)

Alabama A&M 32 • 0-1

##	Player		Total		3-Ptr	Rebounds			PF	TP	A	TO	Blk	Stl	Min
			FG-FGA	FG-FGA	FT-FTA	Off	Def	Tot							
22	Alisha Davis	f	0-3	0-0	1-2	2	1	3	2	1	0	1	0	0	23
23	Ebony Johnson	f	1-3	0-1	0-0	1	2	3	2	2	0	2	0	0	23
04	Jameica Cobb	g	4-12	1-2	1-4	1	3	4	4	10	2	2	0	0	20
05	Hillary Williams	g	3-8	0-0	2-2	0	0	0	3	8	1	6	0	2	33
10	Lauren McKee	g	1-9	0-3	0-0	1	1	2	2	2	0	6	0	0	27
01	Asiah Oden		0-5	0-1	0-0	1	0	1	0	0	0	2	0	0	6
15	Josta Totten		1-3	1-3	0-0	1	0	1	1	3	1	2	0	0	11
20	LaKashia Hill		2-4	0-0	0-0	1	2	3	2	4	0	2	0	1	21
24	Shakira Logan		0-3	0-0	0-0	4	2	6	1	0	2	0	0	1	23
44	Juliette Akinwale		1-2	0-0	0-0	2	0	2	2	2	0	1	0	1	13
Team						3	3	6				1			
Totals			13-52	2-10	4-8	17	14	31	19	32	6	25	0	5	200
1st - FG %: 4-14 28.6% 2nd: 1-4 25.0% 3rd: 2-17 11.8% 4th: 6-17 35.3% Game: 13-52 25.0% Deadball 3FG %: 0-1 0.0% 1-2 50.0% 0-3 0.0% 1-4 25.0% 2-10 20.0% Rebounds FT %: 2-4 50.0% 0-0 0.0% 0-0 0.0% 2-4 50.0% 4-8 50.0% 2															

WKU 96 • 1-0

##	Player		Total		3-Ptr	Rebounds			PF	TP	A	TO	Blk	Stl	Min
			FG-FGA	FG-FGA	FT-FTA	Off	Def	Tot							
10	BROWN, Tashia	f	3-7	0-1	7-11	4	6	10	1	13	1	3	1	1	27
23	BROWN, Ivy	f	7-9	2-2	4-7	8	1	9	1	20	1	0	1	3	26
05	JONES, Micah	g	0-3	0-3	0-0	0	4	4	1	0	12	0	0	1	22
12	NOBLE, Kendall	g	4-8	2-3	2-2	7	3	10	0	12	2	1	0	5	25
32	SMITH, Kayla	g	1-7	1-2	0-0	2	0	2	1	3	2	0	1	1	15
01	MAYES, Naomi		0-1	0-1	0-0	0	1	1	0	0	2	1	0	0	6
03	BOPP, Sidnee		3-3	2-2	0-0	0	1	1	1	8	1	1	0	2	12
04	GIVENS, Dee		4-7	1-4	1-3	0	2	2	0	10	1	0	1	3	9
13	FRANK, Malaka		0-0	0-0	2-2	0	1	1	1	2	0	0	0	1	8
15	CREECH, Whitney		3-3	1-1	0-0	0	0	0	1	7	1	3	0	2	12
20	AKPAN, Ima		0-0	0-0	0-0	0	0	0	0	0	0	1	0	0	5
21	PRICE, Sarah		2-6	0-0	3-4	0	2	2	0	7	0	0	1	1	16
24	COE, Jaycee		5-11	4-10	0-0	0	1	1	0	14	0	1	0	0	17
Team						2	2	4							
Totals			32-65	13-29	19-29	23	24	47	7	96	23	11	5	20	200
1st - FG %: 6-16 37.5% 2nd: 7-22 31.8% 3rd: 8-14 57.1% 4th: 11-13 84.6% Game: 32-65 49.2% Deadball 3FG %: 2-6 33.3% 3-11 27.3% 1-3 33.3% 7-9 77.8% 13-29 44.8% Rebounds FT %: 6-11 54.5% 4-6 66.7% 7-10 70.0% 2-2 100.0% 19-29 65.5% 6															

Officials: Neonta Williams, Marla Gearhart, Adam Rider

Technical fouls: Alabama A&M-None. WKU-None.

Attendance: 1138

Score by periods	1st	2nd	3rd	4th	Total
Alabama A&M	10	3	4	15	32
WKU	20	21	24	31	96

	In Paint	Off T/O	2nd Chance	Fast Break	Bench
Points AAMU	14	7	9	0	9
WKU	36	40	26	9	48

Last FG - AAMU 4th-00:23, WKU 4th-00:59.

Largest lead - AAMU None, WKU by 66 4th-04:16.

AAMU led for 00:00. WKU led for 39:08. Game was tied for 00:14.

Score tied - 0 times.

Lead changed - 0 times.

Official Basketball Box Score -- Game Totals -- Final Statistics

UT Arlington vs WKU

11/16/16 5:30 p.m. at Bowling Green, Ky. (E.A. Diddle Arena)

UT Arlington 71 • 2-0

##	Player		Total		3-Ptr	Rebounds			PF	TP	A	TO	Blk	Stl	Min
			FG-FGA	FG-FGA	FT-FTA	Off	Def	Tot							
44	VanDijk,Rebekah	c	7-14	0-0	0-1	7	5	12	3	14	1	1	3	0	34
00	Johnson,Cierra	g	6-12	0-0	2-3	3	4	7	4	14	4	2	0	3	30
02	Billie,Lauren	g	0-2	0-0	0-0	1	1	2	1	0	0	0	0	0	7
14	Mattingly,Ericka	g	0-1	0-0	0-0	1	1	2	3	0	1	3	0	1	13
23	Devers,Christina	g	5-18	1-4	4-6	1	4	5	3	15	3	3	0	2	32
04	Clark,Breck		3-4	2-2	2-2	1	0	1	2	10	0	1	0	0	14
05	LeJune,Miranda		2-3	1-1	2-2	0	1	1	2	7	5	4	0	0	27
11	Richards,Shelby		2-3	0-1	1-2	1	2	3	2	5	1	2	0	1	21
24	Evans,Aysia		2-5	0-3	0-0	0	0	0	0	4	0	0	0	1	16
25	Te'o,Allyson		1-1	0-0	0-0	0	2	2	0	2	0	0	0	0	6
Team						3	2	5				1			
Totals			28-63	4-11	11-16	18	22	40	20	71	15	17	3	8	200
1st - FG %: 6-19 31.6% 2nd: 7-14 50.0% 3rd: 6-15 40.0% 4th: 9-15 60.0% Game: 28-63 44.4% Deadball 3FG %: 1-4 25.0% 0-2 0.0% 1-3 33.3% 2-2 100.0% 4-11 36.4% Rebounds FT %: 2-4 50.0% 4-6 66.7% 1-2 50.0% 4-4 100.0% 11-16 68.8% 3															

WKU 68 • 1-1

##	Player		Total		3-Ptr	Rebounds			PF	TP	A	TO	Blk	Stl	Min
			FG-FGA	FG-FGA	FT-FTA	Off	Def	Tot							
10	BROWN, Tashia	f	7-17	0-1	1-4	1	4	5	3	15	2	3	2	2	35
23	BROWN, Ivy	f	6-9	2-4	4-4	4	2	6	3	18	2	4	0	0	32
05	JONES, Micah	g	3-7	1-3	2-2	0	2	2	3	9	3	3	0	1	31
12	NOBLE, Kendall	g	1-6	0-1	2-2	1	6	7	5	4	1	1	2	1	33
32	SMITH, Kayla	g	5-9	1-2	2-3	4	3	7	2	13	2	3	1	1	28
03	BOPP, Sidnee		0-0	0-0	0-0	0	0	0	1	0	0	1	0	0	5
04	GIVENS, Dee		0-0	0-0	0-0	0	0	0	0	0	0	0	0	0	4
13	FRANK, Malaka		0-0	0-0	0-0	1	0	1	1	0	0	0	0	0	3
15	CREECH, Whitney		0-1	0-0	0-0	0	1	1	0	0	0	0	0	0	5
20	AKPAN, Ima		1-2	0-0	0-0	0	0	0	0	2	0	0	0	0	3
21	PRICE, Sarah		0-0	0-0	0-0	0	0	0	1	0	0	0	0	1	5
24	COE, Jaycee		2-5	1-4	2-2	0	0	0	1	7	2	2	0	0	16
Team						1	1	2							
Totals			25-56	5-15	13-17	12	19	31	20	68	12	17	5	6	200
1st - FG %: 8-13 61.5% 2nd: 6-12 50.0% 3rd: 6-17 35.3% 4th: 5-14 35.7% Game: 25-56 44.6% Deadball 3FG %: 5-7 71.4% 0-3 0.0% 0-2 0.0% 0-3 0.0% 5-15 33.3% Rebounds FT %: 6-8 75.0% 0-0 0.0% 1-1 100.0% 6-8 75.0% 13-17 76.5% 1															

Officials: Angelica Suffren, Troy Winders, Jaime Broderick

Technical fouls: UT Arlington-None. WKU-None.

Attendance: 1712

Score by periods	1st	2nd	3rd	4th	Total
UT Arlington	15	18	14	24	71
WKU	27	12	13	16	68

	In	Off	2nd	Fast	
Points	Paint	T/O	Chance	Break	Bench
UTAWBB	46	24	15	6	28
WKU	26	12	14	2	9

Last FG - UTAWBB 4th-00:23, WKU 4th-03:03.

Largest lead - UTAWBB by 3 4th-00:12, WKU by 17 1st-02:25.

UTAWBB led for 01:06. WKU led for 37:17. Game was tied for 01:37.

Score tied - 4 times.

Lead changed - 5 times.

Official Basketball Box Score -- Game Totals -- Final Statistics

Indiana vs WKU

11/19/16 2:00 p.m. at Bowling Green, Ky. (E.A. Diddle Arena)

Indiana 74 • 3-1

##	Player		Total		3-Ptr	Rebounds			PF	TP	A	TO	Blk	Stl	Min
			FG-FGA	FG-FGA	FT-FTA	Off	Def	Tot							
11	Kym Royster	f	1-1	0-0	0-2	2	2	4	4	2	0	2	0	0	12
33	Amanda Cahill	f	5-10	2-5	0-1	4	4	8	5	12	6	3	0	0	37
03	Tyra Buss	g	9-19	2-6	4-5	0	2	2	2	24	3	3	0	1	38
05	Ria Gulley	g	0-0	0-0	0-0	0	0	0	0	0	0	1	0	0	6
23	Alexis Gassion	g	5-14	0-1	3-4	2	5	7	2	13	4	1	1	2	37
02	Amber Deane		2-4	0-1	4-4	0	1	1	3	8	1	1	0	0	17
21	Karlee McBride		1-9	1-7	1-2	0	1	1	2	4	2	0	0	0	12
22	Tia Elbert		1-2	0-0	0-0	0	0	0	2	2	0	0	0	0	6
24	Tyshee Towner		0-0	0-0	0-0	0	0	0	2	0	0	1	0	0	6
31	Bre Wickware		0-1	0-0	0-0	0	0	0	0	0	0	0	0	0	2
43	Jenn Anderson		4-8	0-0	1-2	6	5	11	2	9	0	0	0	0	27
Team						7	1	8							
Totals			28-68	5-20	13-20	21	21	42	24	74	16	12	1	3	200

1st - FG %: 8-12 66.7% 2nd: 5-13 38.5% 3rd: 8-16 50.0% 4th: 7-27 25.9% Game: 28-68 41.2% Deadball
 3FG %: 1-3 33.3% 1-3 33.3% 2-6 33.3% 1-8 12.5% 5-20 25.0% Rebounds
 FT %: 0-1 0.0% 2-2 100.0% 8-11 72.7% 3-6 50.0% 13-20 65.0% 4

WKU 85 • 2-1

##	Player		Total		3-Ptr	Rebounds			PF	TP	A	TO	Blk	Stl	Min
			FG-FGA	FG-FGA	FT-FTA	Off	Def	Tot							
21	PRICE, Sarah	f	1-4	0-0	2-2	2	1	3	4	4	0	1	1	1	28
23	BROWN, Ivy	f	3-6	1-2	4-4	2	2	4	4	11	1	1	0	0	29
10	BROWN, Tashia	g	10-20	0-1	8-9	1	3	4	2	28	1	1	0	1	34
12	NOBLE, Kendall	g	4-9	0-2	8-9	1	8	9	3	16	7	1	2	1	38
32	SMITH, Kayla	g	2-4	0-1	2-2	2	0	2	1	6	0	1	0	0	7
03	BOPP, Sidnee		0-0	0-0	0-0	0	0	0	1	0	0	0	0	0	3
04	GIVENS, Dee		0-0	0-0	0-0	0	0	0	0	0	0	0	0	0	0+
05	JONES, Micah		3-5	3-5	2-2	0	3	3	1	11	3	0	0	1	25
13	FRANK, Malaka		0-0	0-0	0-0	0	0	0	0	0	0	0	0	0	0+
15	CREECH, Whitney		0-0	0-0	0-0	0	0	0	0	0	0	0	0	0	0+
20	AKPAN, Ima		3-4	0-0	0-0	0	3	3	1	6	0	2	0	1	23
24	COE, Jaycee		1-4	1-4	0-0	0	0	0	1	3	0	0	0	0	13
Team						1	2	3							
Totals			27-56	5-15	26-28	9	22	31	18	85	12	7	3	5	200

1st - FG %: 5-17 29.4% 2nd: 9-16 56.3% 3rd: 8-14 57.1% 4th: 5-9 55.6% Game: 27-56 48.2% Deadball
 3FG %: 2-7 28.6% 0-3 0.0% 3-5 60.0% 0-0 0.0% 5-15 33.3% Rebounds
 FT %: 2-2 100.0% 2-2 100.0% 10-10 100.0% 12-14 85.7% 26-28 92.9% 1

Officials: Lisa Mattingly, Beverly Roberts, Billy Smith

Technical fouls: Indiana-None. WKU-None.

Attendance: 1832

Score by periods	1st	2nd	3rd	4th	Total
Indiana	17	13	26	18	74
WKU	14	20	29	22	85

	In	Off	2nd	Fast	
Points	Paint	T/O	Chance	Break	Bench
IND	46	10	16	8	23
WKU	32	15	10	4	20

Last FG - IND 4th-00:11, WKU 4th-03:05.

Largest lead - IND by 7 2nd-07:56, WKU by 15 4th-07:35.

IND led for 12:16. WKU led for 24:31. Game was tied for 03:13.

Score tied - 5 times.

Lead changed - 6 times.

Official Basketball Box Score -- Game Totals -- Final Statistics

WKU vs DePaul

11/25/16 1:30PM at Germain Arena (Fort Myers, Fla.)

WKU 69 • 2-2

##	Player		Total	3-Ptr	Rebounds			PF	TP	A	TO	Blk	Stl	Min			
			FG-FGA	FG-FGA	FT-FTA	Off	Def								Tot		
10	BROWN, Tashia	*	4-12	0-2	5-8	2	1	3	4	13	0	4	0	0	29		
12	NOBLE, Kendall	*	6-11	0-1	7-7	1	4	5	3	19	2	5	0	0	32		
21	PRICE, Sarah	*	1-1	0-0	2-2	2	1	3	2	4	0	2	0	0	14		
23	BROWN, Ivy	*	5-14	1-6	1-1	3	9	12	3	12	0	2	2	1	35		
32	SMITH, Kayla	*	0-4	0-2	4-4	0	0	0	2	4	0	2	0	2	16		
03	BOPP, Sidnee		2-4	1-3	0-0	0	0	0	3	5	1	0	0	0	13		
05	JONES, Micah		2-5	1-3	0-0	1	3	4	1	5	2	0	0	1	25		
13	FRANK, Malaka		0-1	0-0	0-0	1	2	3	2	0	0	0	0	1	6		
20	AKPAN, Ima		2-4	0-0	0-0	3	2	5	2	4	0	0	0	1	19		
24	COE, Jaycee		1-7	1-7	0-0	0	0	0	2	3	0	0	0	0	11		
Team						0	5	5									
Totals			23-63	4-24	19-22	13	27	40	24	69	5	15	2	6	200		
1st - FG %:			8-19	42.1%	2nd:	4-11	36.4%	3rd:	6-17	35.3%	4th:	5-16	31.3%	Game:	23-63	36.5%	Deadball Rebounds 3
3FG %:			0-4	0.0%		3-7	42.9%		0-5	0.0%		1-8	12.5%		4-24	16.7%	
FT %:			3-4	75.0%		6-6	100.0%		8-8	100.0%		2-4	50.0%		19-22	86.4%	

DePaul 77 • 4-0

##	Player		Total	3-Ptr	Rebounds			PF	TP	A	TO	Blk	Stl	Min	
			FG-FGA	FG-FGA	FT-FTA	Off	Def								Tot
01	Millender, Ashton	*	4-11	2-7	1-2	1	2	3	4	11	3	1	0	0	28
10	Coleman, Amarah	*	3-7	1-2	1-3	2	1	3	4	8	4	2	0	1	21
14	January, Jessica	*	7-13	2-3	9-10	0	6	6	2	25	7	3	0	3	36
22	Schulte, Brooke	*	3-12	0-1	0-0	3	2	5	2	6	3	3	0	1	30
34	Grant, Jacqui	*	5-14	1-4	2-2	3	7	10	4	13	0	3	3	2	28
05	Prochaska, Lauren		1-1	1-1	0-0	0	0	0	0	3	0	1	0	0	4
20	Campbell, Kelly		1-4	0-2	6-6	2	1	3	2	8	2	0	0	0	33
21	Stonewall, Chante		0-0	0-0	0-0	0	0	0	0	0	0	0	0	0	2
24	Allen, Tanita		1-1	1-1	0-0	2	3	5	1	3	0	0	0	0	13
33	McMahon, Claire		0-2	0-2	0-0	0	1	1	0	0	0	0	0	0	5
Team						2	4	6							
Totals			25-65	8-23	19-23	15	27	42	19	77	19	13	3	7	200
1st - FG %: 5-20 25.0% 2nd: 9-20 45.0% 3rd: 9-19 47.4% 4th: 2-6 33.3% Game: 25-65 38.5% Deadball 3FG %: 3-6 50.0% 2-8 25.0% 1-5 20.0% 2-4 50.0% 8-23 34.8% Rebounds FT %: 2-2 100.0% 4-4 100.0% 3-3 100.0% 10-14 71.4% 19-23 82.6% 2															

Officials: Sue Blauch, Kevin Pethtel, Missy Brooks

Technical fouls: WKU-None. DePaul-None.

Attendance: 2334

Gulf Coast Showcase - Game 2

Score by periods	1st	2nd	3rd	4th	Total
WKU	19	17	20	13	69
DePaul	15	24	22	16	77

	In	Off	2nd	Fast	
Points	Paint	T/O	Chance	Break	Bench
WKU	24	12	16	2	17
DPU	28	24	8	16	14

Last FG - WKU 4th-02:00, DPU 4th-07:33.

Largest lead - WKU by 7 1st-05:49, DPU by 8 4th-03:12.

WKU led for 09:10. DPU led for 25:55. Game was tied for 04:55.

Score tied - 8 times.

Lead changed - 4 times.

Official Basketball Box Score -- Game Totals -- Final Statistics
 WKU vs Kent State
 11/26/16 11:00 AM at Germain Arena (Estero, Fla.)

WKU 79 • 3-2

#	Player		Total	3-Ptr	Rebounds			PF	TP	A	TO	Blk	Stl	Min			
			FG-FGA	FG-FGA	FT-FTA	Off	Def								Tot		
10	BROWN, Tashia	*	5-17	0-2	11-11	4	2	6	5	21	4	2	1	2	38		
12	NOBLE, Kendall	*	9-17	2-4	8-8	4	3	7	3	28	1	2	0	2	39		
21	PRICE, Sarah	*	0-1	0-1	0-0	0	0	0	1	0	0	0	0	0	7		
23	BROWN, Ivy	*	5-7	1-2	2-3	6	7	13	5	13	0	4	0	3	35		
32	SMITH, Kayla	*	0-3	0-2	0-0	0	0	0	5	0	0	1	0	1	17		
03	BOPP, Sidnee		1-5	0-4	0-0	0	1	1	3	2	1	1	0	0	23		
05	JONES, Micah		2-8	1-6	2-2	0	4	4	3	7	3	1	0	1	33		
13	FRANK, Malaka		0-1	0-0	0-0	0	0	0	3	0	0	1	0	0	7		
15	CREECH, Whitney		1-4	0-0	2-2	2	2	4	0	4	0	1	0	1	9		
20	AKPAN, Ima		0-2	0-0	1-2	1	1	2	2	1	0	0	0	0	9		
24	COE, Jaycee		1-2	1-2	0-0	0	2	2	0	3	0	0	0	0	8		
Team						2	2	4									
Totals			24-67	5-23	26-28	19	24	43	30	79	9	13	1	10	225		
1st - FG %:			3-17	17.6%	2nd:	3-17	17.6%	3rd:	5-11	45.5%	4th:	10-18	55.6%	Game:	24-67	35.8%	Deadball
3FG %:			1-10	10.0%		1-6	16.7%		1-4	25.0%		2-3	66.7%		5-23	21.7%	Rebounds
FT %:			3-3	100.0%		4-4	100.0%		7-7	100.0%		6-6	100.0%		26-28	92.9%	2

Kent State 73 • 2-4

##	Player		Total	3-Ptr	Rebounds			PF	TP	A	TO	Blk	Stl	Min			
			FG-FGA	FG-FGA	FT-FTA	Off	Def								Tot		
01	CROSS, Naddiyah	*	0-1	0-0	0-0	0	1	1	2	0	5	6	0	1	36		
03	LURKEN, Larissa	*	7-19	3-5	22-25	1	4	5	2	39	0	3	2	0	43		
10	STEPHENS, McKenna	*	2-5	0-1	0-0	0	0	0	2	4	0	2	0	0	20		
24	GOLDEN, Alexa	*	0-0	0-0	0-0	1	1	2	5	0	1	2	0	1	20		
35	KORINEK, Jordan	*	7-13	0-0	5-7	1	4	5	5	19	1	2	1	0	37		
22	BARBER-SMITH, Meriss		0-1	0-1	0-0	0	0	0	0	0	0	0	0	0	1		
23	POOLE, Ali		1-2	1-1	2-2	0	3	3	0	5	2	0	0	0	17		
31	CARTER, Megan		0-2	0-0	1-2	0	0	0	2	1	1	1	0	1	9		
32	SALISBURY, Paige		0-0	0-0	0-0	0	2	2	0	0	1	0	0	0	9		
34	BESS, Zenobia		0-0	0-0	0-0	0	1	1	2	0	0	0	1	0	7		
42	WATSON, Chelsi		2-4	0-0	1-1	2	3	5	3	5	0	0	1	1	26		
Team						2	5	7			1						
Totals			19-47	4-8	31-37	7	24	31	23	73	11	17	5	4	225		
1st - FG %:			5-14	35.7%	2nd:	3-12	25.0%	3rd:	6-9	66.7%	4th:	4-9	44.4%	Game:	19-47	40.4%	Deadball
3FG %:			0-3	0.0%		2-3	66.7%		1-1	100.0%		0-0	0.0%		4-8	50.0%	Rebounds
FT %:			2-2	100.0%		5-6	83.3%		9-12	75.0%		12-13	92.3%		31-37	83.8%	3

Officials: Eric Koch, Kylie Galloway, Pualani Spurlock

Technical fouls: WKU-None. Kent State-None.

Attendance: 1514

Gulf Coast Showcase - Game 5

Score by periods	1st	2nd	3rd	4th	OT	Total						
WKU	10	11	18	28	12	79	Points	In	Off	2nd	Fast	
Kent State	12	13	22	20	6	73	WKU	Paint	T/O	Chance	Break	Bench
							KENTST	30	23	21	2	17
								20	11	9	7	11

Last FG - WKU OT-01:58, KENTST OT-01:50.

Largest lead - WKU by 7 OT-01:58, KENTST by 14 3rd-04:09.

WKU led for 13:23. KENTST led for 26:34. Game was tied for 04:40.

Score tied - 7 times.

Lead changed - 6 times.

Official Basketball Box Score -- Game Totals -- Final Statistics
 George Washington vs WKU
 11/27/16 1:30 PM at Germain Arena (Estero, Fla.)

George Washington 68 • 5-2

##	Player		Total		3-Ptr	Rebounds			PF	TP	A	TO	Blk	Stl	Min
			FG-FGA	FG-FGA	FT-FTA	Off	Def	Tot							
03	WASHINGTON, Caira	*	5-7	0-0	3-4	4	5	9	2	13	2	1	2	1	24
05	CUMMINGS, Brianna	*	2-10	0-0	6-7	5	1	6	2	10	2	0	1	1	23
20	SCHAIBLE, Hannah	*	1-7	0-0	1-2	1	5	6	3	3	2	0	1	2	21
21	BAUTISTA, Mei-Lyn	*	2-6	0-2	0-0	0	1	1	1	4	5	3	0	1	27
25	PRANGE, Kelli	*	4-9	0-4	1-2	2	4	6	0	9	2	0	1	0	21
01	MAHONEY, Kelsi		2-2	0-0	0-0	0	1	1	0	4	0	1	1	0	8
02	TAPIAS, Camila		2-4	2-3	0-0	0	0	0	0	6	1	0	0	0	13
12	BIRDSONG, Harper		0-1	0-1	0-0	0	0	0	0	0	0	1	0	0	5
13	CRANSHAW, Shannon		0-2	0-1	0-0	0	1	1	1	0	0	0	0	0	17
15	FARMER, Mia		3-4	1-2	0-0	0	0	0	1	7	0	0	0	0	6
22	MATTHEWS, Jada		1-3	0-0	0-0	0	3	3	0	2	0	2	0	0	12
24	MARTINS, Lexi		4-7	0-0	2-2	0	5	5	0	10	0	1	0	0	15
33	BRESEE, Kendall		0-1	0-0	0-0	2	1	3	1	0	0	4	0	0	8
Team						1	5	6							
Totals			26-63	3-13	13-17	15	32	47	11	68	14	13	6	5	200
1st - FG %: 6-18 33.3% 2nd: 6-17 35.3% 3rd: 9-17 52.9% 4th: 5-11 45.5% Game: 26-63 41.3% Deadball 3FG %: 0-2 0.0% 2-6 33.3% 1-3 33.3% 0-2 0.0% 3-13 23.1% Rebounds FT %: 4-4 100.0% 2-2 100.0% 4-7 57.1% 3-4 75.0% 13-17 76.5% 3															

WKU 49 • 3-3

##	Player		Total		3-Ptr	Rebounds			PF	TP	A	TO	Blk	Stl	Min
			FG-FGA	FG-FGA	FT-FTA	Off	Def	Tot							
10	BROWN, Tashia	*	3-11	0-0	0-0	3	0	3	0	6	1	2	0	1	24
12	NOBLE, Kendall	*	1-9	0-3	6-7	2	2	4	3	8	2	2	2	2	27
21	PRICE, Sarah	*	2-4	0-1	0-0	1	1	2	2	4	0	1	0	0	12
23	BROWN, Ivy	*	6-10	1-3	0-0	1	10	11	4	13	1	1	3	0	30
32	SMITH, Kayla	*	0-4	0-0	0-0	1	1	2	0	0	0	3	0	0	13
01	MAYES, Naomi		0-0	0-0	0-0	0	0	0	0	0	1	0	0	1	3
03	BOPP, Sidnee		1-2	1-2	0-0	0	0	0	1	3	2	2	0	0	13
04	GIVENS, Dee		0-5	0-4	0-0	1	1	2	1	0	1	0	1	1	7
05	JONES, Micah		2-6	1-5	0-0	0	1	1	1	5	3	1	0	0	26
13	FRANK, Malaka		2-4	0-0	0-0	0	1	1	2	4	0	0	1	1	16
15	CREECH, Whitney		3-4	0-0	0-0	1	0	1	0	6	0	0	0	0	10
20	AKPAN, Ima		0-5	0-0	0-2	3	2	5	1	0	0	1	0	2	17
24	COE, Jaycee		0-1	0-1	0-0	0	0	0	1	0	0	0	0	0	2
Team						2	3	5							
Totals			20-65	3-19	6-9	15	22	37	16	49	11	13	7	8	200
1st - FG %: 4-17 23.5% 2nd: 3-15 20.0% 3rd: 7-17 41.2% 4th: 6-16 37.5% Game: 20-65 30.8% Deadball 3FG %: 2-6 33.3% 0-4 0.0% 1-5 20.0% 0-4 0.0% 3-19 15.8% Rebounds FT %: 0-0 0.0% 2-3 66.7% 2-2 100.0% 2-4 50.0% 6-9 66.7% 1,1															

Officials: Ed Sidlasky, Missy Brooks, Meadow Overstreet
 Technical fouls: George Washington-None. WKU-None.
 Attendance: 1687
 Gulf Coast Showcase - Game 10

Score by periods	1st	2nd	3rd	4th	Total
George Washington	16	16	23	13	68
WKU	10	8	17	14	49

	In Paint	Off T/O	2nd Chance	Fast Break	Bench
Points GW	44	16	13	14	29
WKU	32	13	10	2	18

Last FG - GW 4th-02:31, WKU 4th-01:26.
 Largest lead - GW by 25 4th-05:28, WKU by 2 1st-09:27.
 GW led for 37:22. WKU led for 00:43. Game was tied for 01:55.

Score tied - 1 time.
 Lead changed - 1 time.

Official Basketball Box Score -- Game Totals -- Final Statistics
 Western Kentucky vs Eastern Kentucky
 11/30/16 5:30 p.m. at Richmond, Ky. (McBrayer Arena)

Western Kentucky 90 • 4-3, 0-0 CUSA

##	Player		Total	3-Ptr	FT-FTA	Rebounds			PF	TP	A	TO	Blk	Stl	Min
			FG-FGA	FG-FGA		Off	Def	Tot							
10	BROWN, Tashia	f	4-14	0-0	4-4	2	3	5	1	12	2	2	0	1	26
21	PRICE, Sarah	f	2-5	0-0	1-2	3	0	3	3	5	0	2	1	0	16
23	BROWN, Ivy	f	5-8	0-3	4-4	1	3	4	4	14	0	1	0	1	22
05	JONES, Micah	g	2-5	1-3	0-0	0	1	1	2	5	3	1	0	1	22
12	NOBLE, Kendall	g	7-8	1-2	3-5	0	8	8	0	18	5	4	0	2	31
01	MAYES, Naomi		0-1	0-0	0-0	0	0	0	0	0	0	0	0	0	2
03	BOPP, Sidnee		1-1	1-1	0-0	0	1	1	0	3	2	1	0	0	6
04	GIVENS, Dee		3-4	0-1	1-2	1	5	6	0	7	1	0	0	0	11
13	FRANK, Malaka		0-0	0-0	1-2	0	2	2	3	1	0	2	0	1	15
15	CREECH, Whitney		3-5	0-0	0-0	1	1	2	2	6	0	3	0	1	13
20	AKPAN, Ima		1-2	0-0	2-2	3	3	6	1	4	1	2	0	2	16
24	COE, Jaycee		4-7	3-4	0-0	0	1	1	2	11	1	0	0	0	12
32	SMITH, Kayla		2-3	0-0	0-0	1	1	2	0	4	1	0	0	0	8
Team						2	2	4							
Totals			34-63	6-14	16-21	14	31	45	18	90	16	18	1	9	200
1st - FG %: 9-13 69.2% 2nd: 6-12 50.0% 3rd: 9-18 50.0% 4th: 10-20 50.0% Game: 34-63 54.0% Deadball 3FG %: 0-2 0.0% 1-4 25.0% 4-6 66.7% 1-2 50.0% 6-14 42.9% Rebounds FT %: 4-4 100.0% 6-8 75.0% 3-5 60.0% 3-4 75.0% 16-21 76.2% 4															

Eastern Kentucky 63 • 2-4, 0-0 OVC

##	Player		Total	3-Ptr	FT-FTA	Rebounds			PF	TP	A	TO	Blk	Stl	Min
			FG-FGA	FG-FGA		Off	Def	Tot							
22	BROOKS, Amadi	f	1-5	1-3	0-0	1	2	3	1	3	2	0	2	0	22
24	RICHARDSON, Tae'Lour	f	0-1	0-0	1-2	2	0	2	2	1	0	2	0	0	10
52	WOOD, Madison	c	0-1	0-0	0-0	1	0	1	1	0	0	1	0	0	7
03	MASSENGILL, Mariah	g	2-6	0-2	0-0	0	4	4	1	4	4	6	0	2	25
04	COOPER, Alexis	g	6-14	3-8	3-4	0	1	1	3	18	1	2	0	2	31
00	O'BANNON, Jalen		4-8	0-0	2-2	4	3	7	4	10	1	2	0	1	27
01	ROCHA, Marcella		0-3	0-0	0-0	1	0	1	0	0	0	2	0	1	7
05	JERNIGAN, Ann		1-2	0-1	0-0	0	0	0	1	2	1	0	0	0	6
15	NAYLOR, Shavontae		7-12	0-1	6-8	1	4	5	2	20	1	1	0	3	34
20	WILLIX, Zee		0-0	0-0	0-0	0	0	0	2	0	0	0	0	0	1
23	PIPPEN, Katie		0-3	0-1	0-0	1	0	1	0	0	0	0	0	0	10
44	WRIGHT, Abby		2-11	0-4	1-2	3	2	5	3	5	0	0	1	0	20
Team						1	0	1				1			
Totals			23-66	4-20	13-18	15	16	31	20	63	10	17	3	9	200
1st - FG %: 6-17 35.3% 2nd: 6-17 35.3% 3rd: 2-12 16.7% 4th: 9-20 45.0% Game: 23-66 34.8% Deadball 3FG %: 2-5 40.0% 0-6 0.0% 0-2 0.0% 2-7 28.6% 4-20 20.0% Rebounds FT %: 2-2 100.0% 1-1 100.0% 6-10 60.0% 4-5 80.0% 13-18 72.2% 2															

Officials: Troy Winders, Deanna Jackson, Josh Howell
 Technical fouls: Western Kentucky-None. Eastern Kentucky-None.
 Attendance: 458

Score by periods	1st	2nd	3rd	4th	Total
Western Kentucky	22	19	25	24	90
Eastern Kentucky	16	13	10	24	63

	In Paint	Off T/O	2nd Chance	Fast Break	Bench
Points WKU	48	18	13	6	36
EKU	34	20	12	6	37

Last FG - WKU 4th-01:07, EKU 4th-00:10.
 Largest lead - WKU by 32 4th-08:37, EKU by 3 1st-07:16.
 WKU led for 32:33. EKU led for 02:41. Game was tied for 04:46.

Score tied - 6 times.
 Lead changed - 3 times.

Official Basketball Box Score -- Game Totals -- Final Statistics

WKU vs Austin Peay

12/03/16 12:00 p.m. at Clarksville, Tenn. (Dunn Center)

WKU 85 • 5-3

##	Player		Total		3-Ptr	Rebounds			PF	TP	A	TO	Blk	Stl	Min
			FG-FGA	FG-FGA	FT-FTA	Off	Def	Tot							
21	PRICE, Sarah	f	0-1	0-0	0-0	0	0	0	0	0	0	0	0	0	10
23	BROWN, Ivy	f	4-8	0-2	2-2	6	9	15	2	10	1	2	3	3	31
05	JONES, Micah	g	4-4	2-2	1-2	0	0	0	0	11	3	0	0	0	28
10	BROWN, Tashia	g	9-15	0-0	0-0	0	8	8	3	18	3	2	0	0	22
12	NOBLE, Kendall	g	4-9	0-2	4-5	2	2	4	1	12	3	2	0	3	30
03	BOPP, Sidnee		2-3	1-2	0-0	0	0	0	1	5	2	0	0	1	13
04	GIVENS, Dee		1-2	1-2	0-0	0	0	0	1	3	0	0	0	0	5
13	FRANK, Malaka		2-4	0-0	2-3	1	0	1	2	6	0	1	0	5	18
15	CREECH, Whitney		1-4	0-0	0-0	0	2	2	0	2	0	2	1	1	15
20	AKPAN, Ima		0-1	0-0	0-0	0	0	0	0	0	0	0	0	0	1
24	COE, Jaycee		4-8	3-7	0-0	0	1	1	1	11	0	0	0	0	10
32	SMITH, Kayla		2-4	1-2	2-4	0	0	0	0	7	1	0	0	0	17
Team						0	2	2				2			
Totals			33-63	8-19	11-16	9	24	33	11	85	13	11	4	13	200
1st - FG %: 6-15 40.0% 2nd: 13-20 65.0% 3rd: 7-15 46.7% 4th: 7-13 53.8% Game: 33-63 52.4% Deadball 3FG %: 0-2 0.0% 4-6 66.7% 2-8 25.0% 2-3 66.7% 8-19 42.1% Rebounds FT %: 1-2 50.0% 1-2 50.0% 7-10 70.0% 2-2 100.0% 11-16 68.8% 4,1															

Austin Peay 65 • 5-4

##	Player		Total		3-Ptr	Rebounds			PF	TP	A	TO	Blk	Stl	Min
			FG-FGA	FG-FGA	FT-FTA	Off	Def	Tot							
23	GOOCH, Sydney	f	1-3	0-2	0-0	1	2	3	1	2	1	4	1	1	17
24	RATES, Beth	f	1-4	0-0	1-2	1	2	3	2	3	1	2	2	0	22
25	BANKS, Tearra	c	6-13	0-0	3-4	1	3	4	3	15	0	3	1	1	27
13	WILLIAMS, Bri	g	0-2	0-1	0-0	0	1	1	3	0	6	4	0	0	29
22	GREGORY, Keisha	g	0-2	0-1	0-0	0	1	1	2	0	2	1	0	1	22
00	PIGGIE, Shelbe		0-1	0-0	0-0	0	0	0	0	0	0	0	0	0	2
02	CRAWFORD, Nieja		0-1	0-0	0-0	0	0	0	0	0	1	0	0	0	3
03	RIVERS, April		2-8	1-3	1-2	1	1	2	2	6	2	0	0	0	19
04	GONZALEZ-VARNER, Arie		1-1	0-0	2-2	1	1	2	0	4	0	0	1	0	6
11	ALEXANDER, Brianne		7-10	0-0	2-3	2	2	4	1	16	0	2	0	0	24
12	RICH, Madison		1-1	0-0	1-1	0	0	0	0	3	0	0	0	0	3
33	BAKER, Falon		4-6	3-5	0-0	0	4	4	0	11	0	3	0	1	12
44	SCOTT, Jacey		2-3	1-2	0-0	0	2	2	1	5	3	0	0	1	14
Team						0	3	3							
Totals			25-55	5-14	10-14	7	22	29	15	65	16	19	5	5	200
1st - FG %: 5-15 33.3% 2nd: 4-10 40.0% 3rd: 10-16 62.5% 4th: 6-14 42.9% Game: 25-55 45.5% Deadball 3FG %: 2-4 50.0% 0-2 0.0% 3-5 60.0% 0-3 0.0% 5-14 35.7% Rebounds FT %: 1-2 50.0% 3-4 75.0% 3-5 60.0% 3-3 100.0% 10-14 71.4% 2															

Officials: Jody Cantrell, Tim Buckner, Daniel Drake

Technical fouls: WKU-None. Austin Peay-None.

Attendance: 1165

Score by periods	1st	2nd	3rd	4th	Total
WKU	13	31	23	18	85
Austin Peay	13	11	26	15	65

	In Paint	Off T/O	2nd Chance	Fast Break	Bench
Points WKU	30	17	11	8	34
APSU	26	6	2	2	45

Last FG - WKU 4th-00:38, APSU 4th-00:41.

Largest lead - WKU by 24 4th-03:46, APSU by 1 1st-05:18.

WKU led for 32:50. APSU led for 01:38. Game was tied for 05:32.

Score tied - 5 times.

Lead changed - 6 times.

Official Basketball Box Score -- Game Totals -- Final Statistics

WKU vs Louisville

12/11/16 2:00PM at KFC Yum! Center, Louisville, KY

WKU 61 • 5-4

##	Player		Total	3-Ptr	Rebounds			PF	TP	A	TO	Blk	Stl	Min	
			FG-FGA	FG-FGA	FT-FTA	Off	Def								Tot
10	BROWN, Tashia	f	5-12	0-1	1-4	1	1	2	4	11	1	1	0	1	35
23	BROWN, Ivy	f	4-8	2-5	2-2	8	1	9	1	12	0	1	1	0	28
25	GOODIN-ROGERS, Kyvi	f	3-11	2-4	0-0	0	4	4	2	8	0	3	1	1	27
05	JONES, Micah	g	2-5	1-3	0-0	1	0	1	1	5	2	4	0	2	35
12	NOBLE, Kendall	g	3-10	0-3	2-2	0	4	4	2	8	7	3	0	2	33
13	FRANK, Malaka		0-0	0-0	0-0	0	1	1	0	0	0	1	0	0	14
15	CREECH, Whitney		2-3	0-0	0-0	0	3	3	0	4	1	0	0	2	15
21	PRICE, Sarah		0-0	0-0	0-0	0	0	0	0	0	0	0	0	0	1
24	COE, Jaycee		3-5	3-5	0-0	0	0	0	1	9	0	0	0	0	7
32	SMITH, Kayla		1-2	1-1	1-2	0	0	0	4	4	0	0	0	0	5
Team						0	1	1			2				
Totals			23-56	9-22	6-10	10	15	25	15	61	11	15	2	8	200
1st - FG %: 7-15 46.7% 2nd: 8-14 57.1% 3rd: 4-13 30.8% 4th: 4-14 28.6% Game: 23-56 41.1% Deadball 3FG %: 2-5 40.0% 3-5 60.0% 3-8 37.5% 1-4 25.0% 9-22 40.9% Rebounds FT %: 0-0 0.0% 3-4 75.0% 3-4 75.0% 0-2 0.0% 6-10 60.0% 2															

Louisville 68 • 8-2

##	Player		Total	3-Ptr	Rebounds			PF	TP	A	TO	Blk	Stl	Min	
			FG-FGA	FG-FGA	FT-FTA	Off	Def								Tot
02	HINES-ALLEN, Myisha	f	7-12	0-0	2-2	5	6	11	0	16	2	1	1	0	28
04	MOORE, Mariya	f	3-6	1-3	0-2	5	4	9	3	7	8	4	0	2	35
13	WALTON, Cortnee	f	4-6	0-0	0-0	2	6	8	3	8	1	1	0	0	28
00	JACKSON, Briahanna	g	1-8	0-1	2-4	1	3	4	2	4	10	4	0	1	31
25	DURR, Asia	g	6-16	4-7	0-0	1	2	3	2	16	1	0	1	0	36
10	ZAMBROTTA, Sydney		5-6	5-6	0-0	0	1	1	1	15	0	3	0	0	16
15	JOHNSON, Taylor		0-0	0-0	0-0	0	0	0	1	0	0	3	0	0	2
21	SHOOK, Kylee		1-1	0-0	0-0	0	0	0	0	2	0	0	0	0	5
23	JONES, Jazmine		0-0	0-0	0-1	2	2	4	1	0	0	2	0	0	7
24	LAEMMLE, Jessica		0-0	0-0	0-0	0	0	0	0	0	0	0	0	0	4
33	DUNHAM, Bionca		0-0	0-0	0-0	0	0	0	0	0	0	0	0	0	3
40	JOHNSON, Ciera		0-1	0-0	0-0	0	1	1	0	0	0	1	0	0	5
Team						0	0	0							
Totals			27-56	10-17	4-9	16	25	41	13	68	22	19	2	3	200
1st - FG %: 5-10 50.0% 2nd: 7-14 50.0% 3rd: 6-17 35.3% 4th: 9-15 60.0% Game: 27-56 48.2% Deadball 3FG %: 4-4 100.0% 4-5 80.0% 0-4 0.0% 2-4 50.0% 10-17 58.8% Rebounds FT %: 0-0 0.0% 0-1 0.0% 0-2 0.0% 4-6 66.7% 4-9 44.4% 3															

Officials: Dennis DeMayo, Carla Fountain, Jules Gallien

Technical fouls: WKU-None. Louisville-None.

Attendance: 9168

Score by periods	1st	2nd	3rd	4th	Total
WKU	16	22	14	9	61
Louisville	14	18	12	24	68

	In	Off	2nd	Fast	
Points	Paint	T/O	Chance	Break	Bench
WKU	18	29	8	0	17
LOU	28	18	15	4	17

Last FG - WKU 4th-01:16, LOU 4th-01:31.

Largest lead - WKU by 9 3rd-00:55, LOU by 7 4th-00:11.

WKU led for 25:57. LOU led for 09:56. Game was tied for 04:07.

Score tied - 3 times.

Lead changed - 12 times.

Official Basketball Box Score -- Game Totals -- Final Statistics

Lipscomb vs WKU

12/15/16 7:00 p.m. at Bowling Green, Ky. (E.A. Diddle Arena)

Lipscomb 35 • 1-10

#	Player		Total		3-Ptr	Rebounds			PF	TP	A	TO	Blk	Stl	Min
			FG-FGA	FG-FGA	FT-FTA	Off	Def	Tot							
24	BANKS, Alex	f	4-7	1-2	0-2	1	1	2	1	9	1	2	0	0	22
25	TURNER, Morgan	f	0-4	0-2	0-0	0	2	2	0	0	0	0	0	0	13
03	LOVELADY, Meredith	g	2-6	2-5	0-0	0	5	5	2	6	0	1	0	0	16
14	MANOS, Lexi	g	1-2	0-0	0-0	1	0	1	0	2	1	3	0	0	8
22	CAGLE, Loren	g	1-10	1-4	0-0	0	4	4	1	3	3	1	0	1	34
00	JONES, Loshaveon		1-2	0-0	1-2	0	3	3	1	3	0	1	0	1	15
02	POTTS, Kennedy		0-3	0-2	0-0	0	0	0	1	0	0	0	0	1	12
04	DAVIES, Jessica		0-1	0-1	1-2	0	0	0	1	1	0	0	0	0	5
05	SHORT, Carleigh		0-1	0-1	2-2	0	0	0	0	2	0	1	0	0	6
10	BUHIGAS, Anna		0-1	0-1	0-0	1	0	1	0	0	0	0	0	0	2
11	FUQUA, Amber		0-4	0-1	0-0	0	1	1	0	0	0	1	0	0	12
12	BROUGHTON, Auriana		1-2	0-1	0-0	0	1	1	0	2	1	0	0	0	13
13	ALLEN, Emmy		0-0	0-0	0-0	0	0	0	0	0	0	0	0	0	2
15	RAU, Lauren		1-5	1-2	0-0	0	3	3	2	3	2	3	0	1	13
23	MELTON, Bri		0-0	0-0	0-0	0	0	0	1	0	0	0	0	0	3
32	ASSENA, Laure		1-5	0-0	1-2	4	0	4	2	3	0	0	0	0	11
42	NORTHWAY, Riley		0-4	0-0	1-2	0	0	0	0	1	0	1	0	0	13
Team						3	0	3							
Totals			12-57	5-22	6-12	10	20	30	12	35	8	14	0	4	200
1st - FG %: 1-17 5.9% 2nd: 0-13 0.0% 3rd: 5-15 33.3% 4th: 6-12 50.0% Game: 12-57 21.1% Deadball 3FG %: 0-8 0.0% 0-3 0.0% 2-5 40.0% 3-6 50.0% 5-22 22.7% Rebounds FT %: 0-0 0.0% 0-2 0.0% 1-2 50.0% 5-8 62.5% 6-12 50.0% 4															

WKU 87 • 6-4

#	Player		Total		3-Ptr	Rebounds			PF	TP	A	TO	Blk	Stl	Min
			FG-FGA	FG-FGA	FT-FTA	Off	Def	Tot							
23	BROWN, Ivy	f	4-4	2-2	2-2	1	2	3	2	12	1	1	4	2	16
25	GOODIN-ROGERS, Kyvin	f	1-3	0-1	0-0	1	1	2	0	2	0	1	0	1	7
05	JONES, Micah	g	0-2	0-2	0-0	0	4	4	0	0	6	1	0	1	15
10	BROWN, Tashia	g	4-8	0-0	4-4	1	3	4	2	12	0	1	1	1	19
12	NOBLE, Kendall	g	7-7	1-1	0-1	0	4	4	3	15	4	1	0	1	17
01	MAYES, Naomi		0-2	0-1	0-0	0	0	0	3	0	0	0	0	0	10
03	BOPP, Sidnee		1-6	1-5	0-0	0	2	2	1	3	1	3	0	0	14
04	GIVENS, Dee		5-9	3-5	0-0	0	2	2	2	13	0	1	0	0	17
15	CREECH, Whitney		5-10	0-1	2-3	1	8	9	0	12	7	1	0	1	32
20	AKPAN, Ima		1-3	0-1	1-2	3	5	8	0	3	1	0	0	0	14
21	PRICE, Sarah		2-4	0-0	0-0	2	1	3	0	4	0	0	1	0	21
32	SMITH, Kayla		5-10	0-3	1-2	5	1	6	1	11	1	0	0	2	18
Team						2	4	6							
Totals			35-68	7-22	10-14	16	37	53	14	87	21	10	6	9	200
1st - FG %: 12-18 66.7% 2nd: 11-16 68.8% 3rd: 7-16 43.8% 4th: 5-18 27.8% Game: 35-68 51.5% Deadball 3FG %: 3-5 60.0% 4-8 50.0% 0-3 0.0% 0-6 0.0% 7-22 31.8% Rebounds FT %: 2-2 100.0% 1-3 33.3% 5-5 100.0% 2-4 50.0% 10-14 71.4% 1															

Officials: Billy Smith, Natosha Harris, Marla Gearhart

Technical fouls: Lipscomb-None. WKU-None.

Attendance: 1120

Score by periods	1st	2nd	3rd	4th	Total
Lipscomb	2	0	13	20	35
WKU	29	27	19	12	87

Last FG - LIP 4th-02:49, WKU 4th-02:23.

Largest lead - LIP None, WKU by 63 3rd-06:09.

LIP led for 00:00. WKU led for 39:24. Game was tied for 00:36.

	In	Off	2nd	Fast	
Points	Paint	T/O	Chance	Break	Bench
LIP	12	5	4	2	15
WKU	48	23	17	14	46

Score tied - 0 times.

Lead changed - 0 times.

Official Basketball Box Score -- Game Totals -- Final Statistics

Charleston vs WKU

12/18/16 2:00 p.m. at Bowling Green, Ky. (E.A. Diddle Arena)

Charleston 76 • 2-7

##	Player		Total		3-Ptr	FT-FTA	Rebounds			PF	TP	A	TO	Blk	Stl	Min
			FG-FGA	FG-FGA	FG-FGA		Off	Def	Tot							
15	Brown, Tanisha	f	7-10	0-0	1-1	0	4	4	3	15	3	2	0	1		29
02	Huff, Darien	g	3-12	2-8	0-0	1	3	4	3	8	4	1	0	1		37
03	Brown, Shiclasia	g	1-5	0-1	0-0	2	2	4	2	2	4	3	0	0		40
24	Bolden, Breanna	g	9-14	3-5	2-4	1	1	2	5	23	4	3	0	5		33
40	Logan, Dajah	g	6-11	1-4	1-1	0	4	4	1	14	4	2	1	1		32
14	Gardner, Courtney		2-2	0-0	0-0	0	0	0	1	4	1	0	0	0		11
23	Boyd, Brianna		3-4	0-0	2-2	3	2	5	4	8	0	3	1	0		14
25	Ford, Deja		1-5	0-2	0-0	1	0	1	2	2	0	0	0	0		4
Team						1	2	3				1				
Totals			32-63	6-20	6-8	9	18	27	21	76	20	15	2	8		200
1st - FG %: 7-17 41.2% 2nd: 6-16 37.5% 3rd: 12-15 80.0% 4th: 7-15 46.7% Game: 32-63 50.8% Deadball 3FG %: 1-6 16.7% 1-5 20.0% 3-8 37.5% 6-20 30.0% Rebounds FT %: 0-0 0.0% 3-4 75.0% 1-1 100.0% 6-8 75.0% 1																

WKU 89 • 7-4

##	Player		Total		3-Ptr	FT-FTA	Rebounds			PF	TP	A	TO	Blk	Stl	Min
			FG-FGA	FG-FGA	FG-FGA		Off	Def	Tot							
23	BROWN, Ivy	f	7-11	4-6	3-4	8	9	17	1	21	0	3	1	1		36
25	GOODIN-ROGERS, Kyvi	f	0-3	0-1	0-0	0	3	3	4	0	1	3	1	1		19
05	JONES, Micah	g	3-9	3-8	2-2	0	0	0	1	11	4	2	0	1		34
10	BROWN, Tashia	g	6-15	1-2	5-8	3	2	5	0	18	5	2	0	1		36
12	NOBLE, Kendall	g	4-8	1-3	7-8	2	3	5	1	16	4	4	0	4		34
03	BOPP, Sidnee		2-5	0-3	0-0	0	0	0	0	4	1	0	0	1		10
15	CREECH, Whitney		7-10	0-0	3-4	1	3	4	0	17	1	0	0	1		21
21	PRICE, Sarah		0-0	0-0	0-0	1	0	1	0	0	0	0	0	0		3
32	SMITH, Kayla		1-1	0-0	0-0	1	0	1	0	2	0	0	0	0		7
Team						0	3	3								
Totals			30-62	9-23	20-26	16	23	39	7	89	16	14	2	10		200
1st - FG %: 6-17 35.3% 2nd: 8-18 44.4% 3rd: 6-10 60.0% 4th: 10-17 58.8% Game: 30-62 48.4% Deadball 3FG %: 2-7 28.6% 4-7 57.1% 2-5 40.0% 1-4 25.0% 9-23 39.1% Rebounds FT %: 5-6 83.3% 3-4 75.0% 4-8 50.0% 8-8 100.0% 20-26 76.9% 4																

Officials: Troy Winders, Marcus Smith, Jamie Broderick

Technical fouls: Charleston-None. WKU-None.

Attendance: 1051

Score by periods	1st	2nd	3rd	4th	Total
Charleston	15	16	27	18	76
WKU	19	23	18	29	89

	In	Off	2nd	Fast	
Points	Paint	T/O	Chance	Break	Bench
COFC	36	20	4	17	14
WKU	33	20	21	13	23

Last FG - COFC 4th-00:09, WKU 4th-01:26.

Largest lead - COFC by 2 1st-07:11, WKU by 18 2nd-01:33.

COFC led for 02:37. WKU led for 34:08. Game was tied for 03:15.

Score tied - 3 times.

Lead changed - 11 times.

Official Basketball Box Score -- Game Totals -- Final Statistics
 Ball State vs WKU
 12/21/16 5:30 p.m. at Bowling Green, Ky. (E.A. Diddle Arena)

Ball State 61 • 6-5

##	Player		Total		3-Ptr	Rebounds			PF	TP	A	TO	Blk	Stl	Min
			FG-FGA	FG-FGA	FT-FTA	Off	Def	Tot							
33	MONACO, Moriah	f	5-9	2-4	0-0	1	3	4	3	12	1	2	1	1	25
14	BENNETT, Renee	c	3-11	0-1	5-7	4	4	8	4	11	0	3	1	1	32
03	GRANDE, Carmen	g	2-5	0-1	0-0	1	1	2	5	4	4	3	0	1	20
05	MORRISON, Jill	g	6-9	4-7	2-2	0	1	1	1	18	2	2	1	0	38
10	HOSEA, Calyn	g	0-1	0-0	0-0	2	3	5	2	0	1	3	0	1	21
00	SIMOND, Brionna		1-5	0-1	0-2	0	1	1	1	2	3	0	0	0	17
20	FRAZIER, Frannie		3-6	0-0	2-3	1	0	1	4	8	2	1	0	1	20
21	GLATCZAK, Morgan		0-0	0-0	0-0	0	1	1	0	0	0	1	0	0	4
22	WASHINGTON, Destiny		3-4	0-0	0-0	0	2	2	3	6	0	3	0	3	19
34	WALKER, Aliyah		0-0	0-0	0-0	0	0	0	0	0	0	0	0	0	4
Team						2	3	5							
Totals			23-50	6-14	9-14	11	19	30	23	61	13	18	3	8	200
1st - FG %: 5-11 45.5% 2nd: 4-11 36.4% 3rd: 8-16 50.0% 4th: 6-12 50.0% Game: 23-50 46.0% Deadball 3FG %: 0-1 0.0% 1-4 25.0% 3-5 60.0% 2-4 50.0% 6-14 42.9% Rebounds FT %: 2-3 66.7% 0-2 0.0% 7-9 77.8% 0-0 0.0% 9-14 64.3% 2															

WKU 68 • 8-4

##	Player		Total		3-Ptr	Rebounds			PF	TP	A	TO	Blk	Stl	Min
			FG-FGA	FG-FGA	FT-FTA	Off	Def	Tot							
23	BROWN, Ivy	f	3-5	1-3	2-2	1	5	6	2	9	1	1	2	0	36
25	GOODIN-ROGERS, Kyvi	f	3-6	1-4	0-0	1	3	4	3	7	1	2	2	2	26
05	JONES, Micah	g	2-5	2-4	0-0	0	1	1	1	6	4	1	0	0	24
10	BROWN, Tashia	g	8-15	2-4	4-5	2	2	4	2	22	1	1	0	0	35
12	NOBLE, Kendall	g	3-11	1-4	4-4	2	5	7	4	11	9	3	0	2	37
03	BOPP, Sidnee		1-1	1-1	0-0	0	0	0	0	3	0	0	0	0	4
15	CREECH, Whitney		2-5	1-2	0-0	0	2	2	0	5	0	3	0	1	16
20	AKPAN, Ima		2-4	0-1	1-2	2	1	3	2	5	0	1	0	4	20
32	SMITH, Kayla		0-0	0-0	0-0	0	0	0	2	0	0	1	0	0	2
Team						3	0	3				1			
Totals			24-52	9-23	11-13	11	19	30	16	68	16	14	4	9	200
1st - FG %: 5-13 38.5% 2nd: 8-12 66.7% 3rd: 6-13 46.2% 4th: 5-14 35.7% Game: 24-52 46.2% Deadball 3FG %: 2-7 28.6% 4-7 57.1% 3-8 37.5% 0-1 0.0% 9-23 39.1% Rebounds FT %: 3-4 75.0% 2-2 100.0% 1-2 50.0% 5-5 100.0% 11-13 84.6% 0															

Officials: Charlie Hust, Neonta Williams, Josh Howell
 Technical fouls: Ball State-None. WKU-None.
 Attendance: 1759

Score by periods	1st	2nd	3rd	4th	Total
Ball State	12	9	26	14	61
WKU	15	22	16	15	68

	In	Off	2nd	Fast	
Points	Paint	T/O	Chance	Break	Bench
BALLST	30	16	9	8	16
WKU	18	14	8	6	13

Last FG - BALLST 4th-02:06, WKU 4th-02:23.
 Largest lead - BALLST by 2 1st-09:33, WKU by 17 3rd-08:26.
 BALLST led for 01:51. WKU led for 33:30. Game was tied for 04:39.

Score tied - 4 times.
 Lead changed - 3 times.

Official Basketball Box Score -- Game Totals -- Final Statistics

Florida Atlantic vs WKU

12/30/16 7:00 p.m. at Bowling Green, Ky. (E.A. Diddle Arena)

Florida Atlantic 55 • 4-8 (0-1 C-USA)

##	Player		Total		3-Ptr	Rebounds			PF	TP	A	TO	Blk	Stl	Min
			FG-FGA	FG-FGA	FT-FTA	Off	Def	Tot							
15	CEDENO, Sasha	f	4-9	1-5	0-0	0	3	3	3	9	1	1	0	1	21
34	O'REILLY, Katelyn	f	4-10	0-1	1-2	4	3	7	3	9	3	2	0	1	20
50	MYERS, Melinda	f	2-4	1-2	1-2	2	5	7	2	6	0	2	0	1	23
21	JENIKE, Julia	g	0-2	0-1	0-0	0	3	3	3	0	0	3	0	0	12
32	KENCY, Malia	g	5-11	2-6	0-0	0	0	0	2	12	1	1	0	0	27
05	DOYLE, Raven		2-5	0-0	2-2	1	3	4	1	6	1	0	0	0	18
11	BAILEY, Jacey		4-10	1-2	0-0	0	0	0	3	9	2	2	0	1	32
23	SHANNON, Alexis		0-2	0-1	2-2	1	1	2	1	2	0	1	0	0	18
31	GABRIEL, Ra'Kyra		1-1	0-0	0-0	0	2	2	3	2	0	2	3	1	17
33	ZYRYANOVA, Nika		0-4	0-1	0-0	0	0	0	0	0	0	0	0	1	12
Team						2	0	2							
Totals			22-58	5-19	6-8	10	20	30	21	55	8	14	3	6	200
1st - FG %: 7-15 46.7% 2nd: 3-15 20.0% 3rd: 8-16 50.0% 4th: 4-12 33.3% Game: 22-58 37.9% Deadball 3FG %: 2-5 40.0% 0-5 0.0% 2-7 28.6% 1-2 50.0% 5-19 26.3% Rebounds FT %: 0-0 0.0% 3-4 75.0% 1-2 50.0% 2-2 100.0% 6-8 75.0% 2															

WKU 76 • 9-4 (1-0 C-USA)

##	Player		Total		3-Ptr	Rebounds			PF	TP	A	TO	Blk	Stl	Min
			FG-FGA	FG-FGA	FT-FTA	Off	Def	Tot							
10	BROWN, Tashia	f	3-11	0-1	5-6	1	2	3	0	11	2	3	0	2	24
23	BROWN, Ivy	f	2-8	0-2	5-6	8	6	14	1	9	1	1	1	1	24
25	GOODIN-ROGERS, Kyvi	f	4-9	1-5	4-4	2	3	5	1	13	1	0	1	1	21
05	JONES, Micah	g	2-6	2-4	0-0	2	2	4	1	6	4	3	0	0	27
12	NOBLE, Kendall	g	4-10	0-1	5-5	2	3	5	2	13	5	2	0	2	27
03	BOPP, Sidnee		0-4	0-2	0-0	0	0	0	0	0	0	0	0	0	5
04	GIVENS, Dee		1-4	0-2	0-0	0	1	1	0	2	0	0	0	0	7
13	FRANK, Malaka		0-1	0-0	0-0	1	1	2	0	0	0	0	0	1	10
15	CREECH, Whitney		2-3	0-0	0-0	0	1	1	2	4	1	0	0	0	11
20	AKPAN, Ima		3-5	0-1	0-0	4	5	9	2	6	0	1	0	1	22
24	COE, Jaycee		4-9	4-8	0-0	0	1	1	0	12	0	1	0	0	12
32	SMITH, Kayla		0-1	0-0	0-0	0	0	0	2	0	0	1	0	0	10
Team						6	1	7				1			
Totals			25-71	7-26	19-21	26	26	52	11	76	14	13	2	8	200
1st - FG %: 8-18 44.4% 2nd: 7-15 46.7% 3rd: 5-18 27.8% 4th: 5-20 25.0% Game: 25-71 35.2% Deadball 3FG %: 3-8 37.5% 1-2 50.0% 2-9 22.2% 1-7 14.3% 7-26 26.9% Rebounds FT %: 5-5 100.0% 8-10 80.0% 6-6 100.0% 0-0 0.0% 19-21 90.5% 2															

Officials: Felicia Grinter, Roy Gulbeyan, Neonta Williams

Technical fouls: Florida Atlantic-None. WKU-None.

Attendance: 1324

Score by periods	1st	2nd	3rd	4th	Total
Florida Atlantic	16	9	19	11	55
WKU	24	23	18	11	76

	In	Off	2nd	Fast	
Points	Paint	T/O	Chance	Break	Bench
FAU	24	14	10	2	19
WKU	20	18	16	0	24

Last FG - FAU 4th-00:35, WKU 4th-01:41.

Largest lead - FAU None, WKU by 25 3rd-01:58.

FAU led for 00:00. WKU led for 39:31. Game was tied for 00:29.

Score tied - 0 times.

Lead changed - 0 times.

Official Basketball Box Score -- Game Totals -- Final Statistics

FIU vs WKU

01/01/17 2:00 p.m. at Bowling Green, Ky. (E.A. Diddle Arena)

FIU 38 • 2-11 (0-2 C-USA)

##	Player		Total		3-Ptr	FT-FTA	Rebounds			PF	TP	A	TO	Blk	Stl	Min
			FG-FGA	FG-FGA	FG-FGA		Off	Def	Tot							
01	POUND, Kiandre'a	f	5-6	0-0	2-3	5	1	6	3	12	0	2	1	1		23
13	HEGEDUS, Janka	f	4-13	0-1	1-1	4	3	7	3	9	1	1	0	0		33
15	HUDSON, Kristian	g	1-10	0-1	0-0	0	5	5	0	2	1	7	0	4		37
21	GORDON, Alexis	g	1-7	0-3	0-0	0	1	1	2	2	1	5	1	0		27
23	TODOROVIC, Nikolina	g	1-1	0-0	0-0	0	2	2	0	2	0	0	0	0		14
03	ALVARADO, Tianah		0-0	0-0	0-0	0	1	1	0	0	0	1	0	0		8
05	ROGERS, Kayla		3-9	0-1	1-1	0	1	1	4	7	4	12	0	0		32
12	FIELDS, Sydney		2-2	0-0	0-0	1	3	4	2	4	1	3	0	0		19
25	HAWKINS, Amari		0-2	0-0	0-0	0	0	0	0	0	0	0	0	0		7
Team						1	2	3								
Totals			17-50	0-6	4-5	11	19	30	14	38	8	31	2	5		200
1st - FG %: 2-8 25.0% 2nd: 5-12 41.7% 3rd: 5-18 27.8% 4th: 5-12 41.7% Game: 17-50 34.0% Deadball 3FG %: 0-3 0.0% 0-3 0.0% 0-0 0.0% 0-0 0.0% 0-6 0.0% Rebounds FT %: 0-0 0.0% 1-1 100.0% 2-2 100.0% 1-2 50.0% 4-5 80.0% 0																

WKU 90 • 10-4 (2-0 C-USA)

##	Player		Total		3-Ptr	FT-FTA	Rebounds			PF	TP	A	TO	Blk	Stl	Min
			FG-FGA	FG-FGA	FG-FGA		Off	Def	Tot							
10	BROWN, Tashia	f	5-12	0-0	0-0	4	0	4	2	10	1	1	0	2		24
05	JONES, Micah	g	2-6	1-5	0-0	0	2	2	0	5	5	1	0	3		25
12	NOBLE, Kendall	g	2-4	0-1	0-0	1	9	10	2	4	9	2	0	5		28
23	BROWN, Ivy	g	5-12	1-4	0-0	6	5	11	1	11	3	1	0	3		25
25	GOODIN-ROGERS, Kyvi	g	5-11	2-5	6-8	4	3	7	2	18	0	1	3	1		19
01	MAYES, Naomi		0-0	0-0	0-0	0	0	0	0	0	0	0	0	1		2
03	BOPP, Sidnee		0-0	0-0	0-0	0	0	0	0	0	1	1	0	0		4
13	FRANK, Malaka		1-2	0-0	0-0	1	3	4	1	2	0	0	0	1		12
15	CREECH, Whitney		3-6	1-1	3-4	2	0	2	0	10	0	2	0	2		13
20	AKPAN, Ima		8-9	0-0	2-3	0	0	0	1	18	2	1	1	5		22
24	COE, Jaycee		2-6	1-5	1-2	0	0	0	0	6	0	0	0	0		12
32	SMITH, Kayla		2-4	2-2	0-0	1	1	2	2	6	1	0	0	1		14
Team						2	0	2				2				
Totals			35-72	8-23	12-17	21	23	44	11	90	22	12	4	24		200
1st - FG %: 11-20 55.0% 2nd: 5-17 29.4% 3rd: 8-17 47.1% 4th: 11-18 61.1% Game: 35-72 48.6% Deadball 3FG %: 3-7 42.9% 1-5 20.0% 2-5 40.0% 2-6 33.3% 8-23 34.8% Rebounds FT %: 1-2 50.0% 4-6 66.7% 6-7 85.7% 1-2 50.0% 12-17 70.6% 2																

Officials: Dawn Marsh, Talisa Green, Jamie Broderick

Technical fouls: FIU-None. WKU-None.

Attendance: 1033

Score by periods	1st	2nd	3rd	4th	Total
FIU	4	11	12	11	38
WKU	26	15	24	25	90

	In	Off	2nd	Fast	
Points	Paint	T/O	Chance	Break	Bench
FIU	32	10	11	4	11
WKU	38	45	21	12	42

Last FG - FIU 4th-01:33, WKU 4th-00:53.

Largest lead - FIU None, WKU by 53 4th-03:18.

FIU led for 00:00. WKU led for 38:09. Game was tied for 01:35.

Score tied - 0 times.

Lead changed - 0 times.

Official Basketball Box Score -- Game Totals -- Final Statistics

WKU vs Charlotte

01/05/17 11:36 AM at Halton Arena

WKU 85 • 10-5, 2-1 C-USA

##	Player		Total		3-Ptr	Rebounds			PF	TP	A	TO	Blk	Stl	Min
			FG-FGA	FG-FGA	FT-FTA	Off	Def	Tot							
23	BROWN, Ivy	f	5-10	2-6	2-2	2	6	8	4	14	0	0	1	0	35
25	GOODIN-ROGERS, Kyvi	f	3-14	0-5	4-4	2	7	9	3	10	0	1	2	2	26
05	JONES, Micah	g	1-6	1-5	0-0	0	3	3	1	3	4	2	0	0	29
10	BROWN, Tashia	g	1-8	0-1	4-6	3	4	7	1	6	0	4	0	1	34
12	NOBLE, Kendall	g	11-22	0-4	5-7	5	6	11	3	27	8	1	1	2	45
15	CREECH, Whitney		1-3	1-2	0-0	0	0	0	0	3	0	0	0	1	6
20	AKPAN, Ima		2-4	0-0	3-4	5	0	5	1	7	1	1	0	0	24
24	COE, Jaycee		5-11	5-11	0-0	0	0	0	1	15	0	1	0	0	26
Team						3	6	9							
Totals			29-78	9-34	18-23	20	32	52	14	85	13	10	4	6	225
1st - FG %: 9-19 47.4% 2nd: 6-23 26.1% 3rd: 8-15 53.3% 4th: 5-13 38.5% Game: 29-78 37.2% Deadball 3FG %: 2-6 33.3% 4-11 36.4% 3-9 33.3% 0-3 0.0% 9-34 26.5% Rebounds FT %: 1-2 50.0% 1-2 50.0% 5-6 83.3% 9-11 81.8% 18-23 78.3% 2															

Charlotte 89 • 11-3, 3-0 C-USA

##	Player		Total		3-Ptr	Rebounds			PF	TP	A	TO	Blk	Stl	Min
			FG-FGA	FG-FGA	FT-FTA	Off	Def	Tot							
15	JAMISON-MYERS, Nyila	f	5-11	0-0	2-2	5	5	10	3	12	0	0	4	0	32
01	GREGORY, Ciara	g	5-14	4-11	2-2	0	2	2	1	16	2	1	0	2	42
04	RAVENTÓS, Laia	g	3-9	1-3	1-2	0	7	7	5	8	7	2	0	4	33
21	WEBSTER, Lefty	g	5-13	1-5	1-2	2	4	6	2	12	9	1	1	1	40
24	HUNTER, Grace	g	13-24	3-3	3-5	2	7	9	2	32	1	2	1	0	36
30	ROBINSON, Jaida		1-1	0-0	2-2	0	1	1	3	4	0	0	0	1	6
34	PEARSON, Dara		0-0	0-0	0-0	0	1	1	1	0	0	1	1	0	14
44	RANSOM, Amaya		2-4	1-2	0-0	1	3	4	2	5	3	1	0	0	22
Team						2	2	4							
Totals			34-76	10-24	11-15	12	32	44	19	89	22	8	7	8	225
1st - FG %: 8-16 50.0% 2nd: 6-16 37.5% 3rd: 8-19 42.1% 4th: 9-18 50.0% Game: 34-76 44.7% Deadball 3FG %: 5-9 55.6% 1-6 16.7% 3-7 42.9% 1-1 100.0% 10-24 41.7% Rebounds FT %: 0-1 0.0% 6-6 100.0% 3-4 75.0% 0-0 0.0% 11-15 73.3% 2															

Officials: Shawn Goode, Kylie Galloway, Angel Stanton

Technical fouls: WKU-None. Charlotte-None.

Attendance: 4518

Score by periods	1st	2nd	3rd	4th	OT	Total						
WKU	21	17	24	19	4	85	Points WKU CHA	In Paint	Off T/O	2nd Chance	Fast Break	Bench
Charlotte	21	19	22	19	8	89		30	10	23	2	25
								40	13	17	11	9

Last FG - WKU OT-02:09, CHA OT-00:49.

Largest lead - WKU by 6 1st-03:03, CHA by 5 3rd-06:39.

WKU led for 16:43. CHA led for 17:17. Game was tied for 10:38.

Score tied - 18 times.

Lead changed - 14 times.

Official Basketball Box Score -- Game Totals -- Final Statistics

WKU vs Old Dominion

01/07/17 4:02 at Norfolk, Va. (Ted Constant Center)

WKU 67 • 11-5, 3-1 C-USA

##	Player		Total		3-Ptr	Rebounds			PF	TP	A	TO	Blk	Stl	Min
			FG-FGA	FG-FGA	FT-FTA	Off	Def	Tot							
10	BROWN, Tashia	f	3-8	0-1	1-2	3	4	7	3	7	4	5	1	3	35
23	BROWN, Ivy	f	7-12	1-3	2-2	3	2	5	5	17	1	1	0	3	26
25	GOODIN-ROGERS, Kyvi	f	6-15	3-5	2-3	0	1	1	4	17	0	4	0	1	29
05	JONES, Micah	g	5-9	1-3	0-0	0	1	1	1	11	5	2	0	1	35
12	NOBLE, Kendall	g	5-13	1-3	2-3	1	2	3	0	13	6	0	0	1	37
13	FRANK, Malaka		0-1	0-0	0-0	2	0	2	3	0	1	1	0	1	11
15	CREECH, Whitney		1-1	0-0	0-0	0	1	1	1	2	0	1	0	0	5
20	AKPAN, Ima		0-1	0-0	0-0	0	2	2	2	0	0	2	0	0	14
24	COE, Jaycee		0-2	0-2	0-0	0	0	0	3	0	0	0	0	0	6
32	SMITH, Kayla		0-0	0-0	0-0	0	0	0	1	0	0	0	0	0	2
Team						6	3	9							
Totals			27-62	6-17	7-10	15	16	31	23	67	17	16	1	10	200
1st - FG %: 6-15 40.0% 2nd: 7-19 36.8% 3rd: 10-17 58.8% 4th: 4-11 36.4% Game: 27-62 43.5% Deadball 3FG %: 1-4 25.0% 1-6 16.7% 1-2 50.0% 3-5 60.0% 6-17 35.3% Rebounds FT %: 4-4 100.0% 0-0 0.0% 0-1 0.0% 3-5 60.0% 7-10 70.0% 0															

Old Dominion 62 • 7-8, 2-2 C-USA

##	Player		Total		3-Ptr	Rebounds			PF	TP	A	TO	Blk	Stl	Min
			FG-FGA	FG-FGA	FT-FTA	Off	Def	Tot							
01	JONES, Manaya	f	1-2	0-0	0-0	2	3	5	3	2	1	0	0	0	16
40	YOUNG, Destinee	f	7-9	0-0	1-2	5	8	13	1	15	0	2	1	0	33
05	SMITH, Gianna	g	1-3	0-1	0-0	0	1	1	0	2	1	2	0	0	18
25	SIMMS, Jennie	g	5-18	0-5	3-4	2	1	3	4	13	2	7	0	1	40
30	JACKSON, Ashley	g	6-10	0-0	5-6	0	3	3	3	17	2	3	1	0	27
02	TIMMONS, MaKayla		0-0	0-0	0-0	0	0	0	1	0	0	1	0	0	2
03	BERNARDECO, Carolina		2-3	1-2	0-0	0	2	2	1	5	4	5	1	1	23
04	MUNOZ, Jessica		0-0	0-0	0-2	0	0	0	0	0	0	0	1	0	3
14	HOLOPAINEN, Annika		0-0	0-0	0-0	0	0	0	0	0	0	0	0	0	2
20	BROWN, Keyana		1-2	1-2	1-2	0	2	2	1	4	1	1	2	1	17
34	OIGBOKIE, Odegua		1-2	0-0	2-2	1	1	2	0	4	0	0	0	1	19
Team						1	2	3							
Totals			24-49	2-10	12-18	11	23	34	14	62	11	21	6	4	200
1st - FG %: 6-11 54.5% 2nd: 5-11 45.5% 3rd: 7-14 50.0% 4th: 6-13 46.2% Game: 24-49 49.0% Deadball 3FG %: 0-2 0.0% 0-3 0.0% 2-4 50.0% 0-1 0.0% 2-10 20.0% Rebounds FT %: 1-5 20.0% 5-6 83.3% 4-5 80.0% 2-2 100.0% 12-18 66.7% 4															

Officials: Carla Fountain, An-Jamilah Gregory, Ben Smith

Technical fouls: WKU-None. Old Dominion-None.

Attendance: 1290

Score by periods	1st	2nd	3rd	4th	Total
WKU	17	15	21	14	67
Old Dominion	13	15	20	14	62

	In	Off	2nd	Fast	
Points	Paint	T/O	Chance	Break	Bench
WKU	28	19	13	2	2
ODU	34	12	11	2	13

Last FG - WKU 4th-02:12, ODU 4th-00:25.

Largest lead - WKU by 7 1st-01:20, ODU by 4 2nd-06:09.

WKU led for 31:59. ODU led for 02:44. Game was tied for 05:17.

Score tied - 6 times.

Lead changed - 4 times.

Official Basketball Box Score -- Game Totals -- Final Statistics

UAB vs WKU

01/12/17 11:00 a.m. at Bowling Green, Ky. (E.A. Diddle Arena)

UAB 48 • 8-7 (1-3 C-USA)

##	Player		Total		3-Ptr	Rebounds			PF	TP	A	TO	Blk	Stl	Min
			FG-FGA	FG-FGA	FT-FTA	Off	Def	Tot							
12	FARMER, Keonna	f	3-6	0-0	6-7	7	8	15	2	12	1	3	1	0	27
00	BARNES, Miyah	g	2-5	1-2	1-2	1	1	2	0	6	1	1	0	0	21
11	WILLIAMS, Janeka	g	0-2	0-1	0-0	0	1	1	1	0	2	2	0	0	18
20	KUZMANIC, Deanna	g	2-8	2-5	2-2	0	5	5	1	8	2	3	0	0	37
32	CHILDRESS, Rachael	g	5-12	3-9	0-0	1	2	3	4	13	2	5	0	1	37
02	SINGLETON, Whytney		1-6	0-3	0-0	0	1	1	2	2	2	4	1	0	22
04	SCHEETZ, Micah		0-2	0-1	0-0	0	2	2	2	0	1	2	0	0	17
14	LEWIS, T'erra		0-2	0-1	0-0	0	1	1	2	0	0	1	0	0	4
24	RAWLS, Kara		2-2	0-0	1-2	0	5	5	4	5	1	2	1	1	12
34	JOHNSON, Imani		1-1	0-0	0-0	0	0	0	0	2	0	0	0	0	5
Team						0	2	2				2			
Totals			16-46	6-22	10-13	9	28	37	18	48	12	25	3	2	200
1st - FG %: 9-12 75.0% 2nd: 3-11 27.3% 3rd: 3-9 33.3% 4th: 1-14 7.1% Game: 16-46 34.8% Deadball 3FG %: 4-6 66.7% 1-5 20.0% 0-5 0.0% 1-6 16.7% 6-22 27.3% Rebounds FT %: 0-0 0.0% 2-2 100.0% 2-3 66.7% 6-8 75.0% 10-13 76.9% 1,1															

WKU 60 • 12-5 (4-1 C-USA)

##	Player		Total		3-Ptr	Rebounds			PF	TP	A	TO	Blk	Stl	Min
			FG-FGA	FG-FGA	FT-FTA	Off	Def	Tot							
10	BROWN, Tashia	f	5-11	0-3	0-1	0	4	4	3	10	1	0	2	1	35
23	BROWN, Ivy	f	2-6	0-1	4-4	3	2	5	4	8	0	4	1	0	16
25	GOODIN-ROGERS, Kyvi	f	2-9	1-5	2-2	4	1	5	3	7	2	2	0	2	26
05	JONES, Micah	g	1-7	0-4	0-0	0	3	3	2	2	1	0	0	3	37
12	NOBLE, Kendall	g	10-19	0-1	4-6	1	7	8	2	24	4	4	0	7	38
15	CREECH, Whitney		0-0	0-0	0-0	0	0	0	0	0	0	0	0	0	3
20	AKPAN, Ima		2-8	0-2	0-2	4	4	8	1	4	2	0	0	1	23
24	COE, Jaycee		1-4	1-4	2-2	2	1	3	1	5	0	0	0	0	16
32	SMITH, Kayla		0-1	0-0	0-0	0	0	0	1	0	0	0	0	0	6
Team						2	1	3				1			
Totals			23-65	2-20	12-17	16	23	39	17	60	10	11	3	14	200
1st - FG %: 6-15 40.0% 2nd: 5-23 21.7% 3rd: 8-16 50.0% 4th: 4-11 36.4% Game: 23-65 35.4% Deadball 3FG %: 0-4 0.0% 1-8 12.5% 1-6 16.7% 0-2 0.0% 2-20 10.0% Rebounds FT %: 0-0 0.0% 3-3 100.0% 3-7 42.9% 6-7 85.7% 12-17 70.6% 2															

Officials: Troy Winders, Charlie Hust, Natosha Harris

Technical fouls: UAB-None. WKU-None.

Attendance: 4215

Score by periods	1st	2nd	3rd	4th	Total
UAB	22	9	8	9	48
WKU	12	14	20	14	60

	In	Off	2nd	Fast	
Points	Paint	T/O	Chance	Break	Bench
UAB	18	8	6	5	9
WKU	30	27	8	7	9

Last FG - UAB 4th-07:35, WKU 4th-00:21.

Largest lead - UAB by 13 2nd-08:56, WKU by 12 4th-00:21.

UAB led for 21:11. WKU led for 16:59. Game was tied for 01:50.

Score tied - 2 times.

Lead changed - 1 time.

Official Basketball Box Score -- Game Totals -- Final Statistics
Middle Tennessee vs WKU
01/15/17 2:00 p.m. at Bowling Green, Ky. (E.A. Diddle Arena)

Middle Tennessee 51 • 9-7 (4-1 C-USA)

##	Player		Total		3-Ptr	Rebounds									Min	
			FG-FGA	FG-FGA	FT-FTA	Off	Def	Tot	PF	TP	A	TO	Blk	Stl		
00	JOHNSON, Alex	f	6-11	0-0	2-2	2	3	5	4	14	2	4	1	0	31	
24	REUTER, Rebecca	f	1-4	0-1	3-4	1	1	2	4	5	1	2	0	0	18	
05	SISSOM, Abbey	g	3-6	2-3	2-2	0	0	0	3	10	2	3	0	0	40	
12	LOURO, Jess	g	0-0	0-0	0-0	0	3	3	1	0	2	1	0	1	17	
20	PETTY, Ty	g	4-12	1-5	2-2	1	5	6	3	11	3	4	0	0	40	
03	ALLISON, Kyla		2-3	2-3	1-2	1	3	4	3	7	0	2	0	1	23	
23	LYON, Gabby		2-2	0-0	0-2	1	2	3	4	4	4	3	1	2	28	
35	SAVAGE, Charity		0-0	0-0	0-0	0	0	0	0	0	0	0	0	0	3	
Team						0	4	4			2					
Totals			18-38	5-12	10-14	6	21	27	22	51	14	21	2	4	200	
1st - FG %:		4-9	44.4%	2nd:	2-9	22.2%	3rd:	3-9	33.3%	4th:	9-11	81.8%	Game:	18-38	47.4%	Deadball Rebounds 1
3FG %:		1-2	50.0%		0-3	0.0%		1-3	33.3%		3-4	75.0%		5-12	41.7%	
FT %:		0-0	0.0%		2-4	50.0%		7-8	87.5%		1-2	50.0%		10-14	71.4%	

WKU 66 • 13-5 (5-1 C-USA)

#	#	Player			Total		3-Ptr		FT-FTA	Rebounds			PF	TP	A	TO	Blk	Stl	Min
					FG-FGA	FG-FGA	FG-FGA	Off		Def	Tot								
10		BROWN, Tashia	f		6-9	1-1	0-0	0	1	1	1	13	0	0	0	2	20		
23		BROWN, Ivy	f		6-12	2-8	0-2	1	3	4	3	14	1	1	2	0	36		
25		GOODIN-ROGERS, Kyvi	f		1-7	1-2	4-6	3	5	8	3	7	1	2	0	0	27		
05		JONES, Micah	g		2-5	0-2	2-2	0	2	2	2	6	3	1	0	1	38		
12		NOBLE, Kendall	g		6-12	0-2	6-7	4	2	6	0	18	5	4	0	5	38		
13		FRANK, Malaka			1-1	0-0	0-1	1	2	3	1	2	0	1	0	0	8		
15		CREECH, Whitney			3-6	0-1	0-0	0	1	1	1	6	0	0	0	0	16		
20		AKPAN, Ima			0-1	0-0	0-0	0	0	0	0	0	0	0	0	0	4		
24		COE, Jaycee			0-1	0-1	0-0	0	0	0	2	0	0	1	0	1	11		
32		SMITH, Kayla			0-0	0-0	0-0	0	0	0	1	0	0	0	0	0	2		
Team								2	1	3									
Totals					25-54	4-17	12-18	11	17	28	14	66	10	10	2	9	200		
1st - FG %:					7-16	43.8%	2nd:	6-15	40.0%	3rd:	8-13	61.5%	4th:	4-10	40.0%	Game:	25-54	46.3%	Deadball Rebounds 3
3FG %:					1-4	25.0%		1-5	20.0%		2-5	40.0%		0-3	0.0%		4-17	23.5%	
FT %:					2-2	100.0%		2-3	66.7%		7-9	77.8%		1-4	25.0%		12-18	66.7%	

Officials: Angie Enlund, Bill Larance, An-Jamilah Gregory
Technical fouls: Middle Tennessee-None. WKU-None.
Attendance: 2064

Score by periods	1st	2nd	3rd	4th	Total						
Middle Tennessee	9	6	14	22	51	Points	In	Off	2nd	Fast	
WKU	17	15	25	9	66	Paint	Paint	T/O	Chance	Break	Bench
						MT	20	8	9	2	11
						WKU	24	22	13	4	8

Last FG - MT 4th-00:27, WKU 4th-02:01.
Largest lead - MT None, WKU by 33 3rd-03:00.
MT led for 00:00. WKU led for 39:40. Game was tied for 00:20.

Score tied - 0 times.
Lead changed - 0 times.

Official Basketball Box Score -- Game Totals -- Final Statistics

Marshall vs WKU

01/21/17 2:00 p.m. at Bowling Green, Ky. (E.A. Diddle Arena)

Marshall 57 • 11-7 (3-4 C-USA)

##	Player		Total		3-Ptr	Rebounds			PF	TP	A	TO	Blk	Stl	Min
			FG-FGA	FG-FGA	FT-FTA	Off	Def	Tot							
00	HAMILTON, Talequia	f	4-10	0-2	2-2	4	6	10	2	10	1	3	2	0	26
04	BROOKS, Khadaijia	f	3-3	1-1	0-0	0	1	1	1	7	1	2	0	2	21
05	AKERS, McKenzie	g	1-6	1-5	2-2	0	1	1	1	5	3	1	0	0	27
14	GORE, Shayna	g	6-11	3-8	0-0	1	3	4	3	15	4	0	0	0	26
22	EVANS, Kiana	g	4-7	2-3	2-4	0	4	4	0	12	1	1	0	0	24
02	FRALEY, Logan		0-3	0-2	0-0	0	0	0	0	0	0	0	0	0	11
03	ALEXANDER, Asheika		1-3	0-1	0-0	2	2	4	1	2	2	2	0	0	16
10	SAINTIGENE, Ashley		2-4	0-0	0-0	3	3	6	2	4	0	2	0	0	22
11	PORTER, Taylor		1-6	0-3	0-0	0	1	1	3	2	1	3	0	1	22
15	DRIVER, Tana		0-0	0-0	0-0	0	1	1	0	0	0	3	0	0	5
Team						1	4	5							
Totals			22-53	7-25	6-8	11	26	37	13	57	13	17	2	3	200
1st - FG %: 6-12 50.0% 2nd: 5-13 38.5% 3rd: 6-16 37.5% 4th: 5-12 41.7% Game: 22-53 41.5% Deadball 3FG %: 3-7 42.9% 1-5 20.0% 2-7 28.6% 1-6 16.7% 7-25 28.0% Rebounds FT %: 1-2 50.0% 0-0 0.0% 2-2 100.0% 3-4 75.0% 6-8 75.0% 1,1															

WKU 73 • 14-5 (6-1 C-USA)

##	Player		Total		3-Ptr	Rebounds			PF	TP	A	TO	Blk	Stl	Min
			FG-FGA	FG-FGA	FT-FTA	Off	Def	Tot							
10	BROWN, Tashia	f	6-15	1-3	7-7	0	0	0	3	20	2	0	1	1	34
23	BROWN, Ivy	f	10-16	2-6	0-0	3	4	7	2	22	1	2	0	0	35
25	GOODIN-ROGERS, Kyvi	f	2-5	1-3	1-2	2	5	7	3	6	0	0	0	0	21
05	JONES, Micah	g	1-3	1-3	2-2	0	4	4	1	5	6	2	0	1	31
12	NOBLE, Kendall	g	7-12	2-3	1-2	3	3	6	0	17	6	1	0	5	34
03	BOPP, Sidnee		0-1	0-1	0-0	0	0	0	0	0	1	0	0	0	4
13	FRANK, Malaka		0-0	0-0	0-0	0	3	3	1	0	0	0	0	1	18
15	CREECH, Whitney		0-6	0-1	0-0	2	1	3	0	0	1	0	0	1	9
20	AKPAN, Ima		0-3	0-0	0-0	0	0	0	1	0	0	0	0	0	6
24	COE, Jaycee		1-2	1-2	0-0	0	0	0	0	3	0	0	0	0	4
32	SMITH, Kayla		0-1	0-1	0-0	0	0	0	0	0	0	0	0	0	4
Team						1	1	2							
Totals			27-64	8-23	11-13	11	21	32	11	73	17	5	1	9	200
1st - FG %: 6-17 35.3% 2nd: 9-18 50.0% 3rd: 5-15 33.3% 4th: 7-14 50.0% Game: 27-64 42.2% Deadball 3FG %: 2-6 33.3% 2-7 28.6% 2-5 40.0% 2-5 40.0% 8-23 34.8% Rebounds FT %: 4-4 100.0% 2-2 100.0% 2-4 50.0% 3-3 100.0% 11-13 84.6% 1															

Officials: Sue Blauch, Marc Merritt, Metta Roberts

Technical fouls: Marshall-None. WKU-None.

Attendance: 1756

Score by periods	1st	2nd	3rd	4th	Total
Marshall	16	11	16	14	57
WKU	18	22	14	19	73

	In Paint	Off T/O	2nd Chance	Fast Break	Bench
Points MAR	26	7	11	10	8
WKU	30	14	10	4	3

Last FG - MAR 4th-01:24, WKU 4th-01:55.

Largest lead - MAR by 3 2nd-08:38, WKU by 18 4th-08:04.

MAR led for 02:26. WKU led for 36:25. Game was tied for 00:26.

Score tied - 1 time.

Lead changed - 2 times.

Official Basketball Box Score -- Game Totals -- Final Statistics

WKU vs UTEP

01/26/17 7:05 p.m. at El Paso, Texas (Don Haskins Center)

WKU 71 • 15-5, 7-1

##	Player		Total	3-Ptr	FT-FTA	Rebounds			PF	TP	A	TO	Blk	Stl	Min
			FG-FGA	FG-FGA		Off	Def	Tot							
10	BROWN, Tashia	f	6-16	1-3	0-0	3	4	7	3	13	4	1	1	2	35
23	BROWN, Ivy	f	5-11	0-3	0-0	3	2	5	5	10	1	3	0	0	26
05	JONES, Micah	g	2-4	2-2	0-0	0	0	0	1	6	2	1	0	0	30
12	NOBLE, Kendall	g	5-10	0-1	2-3	2	2	4	1	12	9	0	0	2	33
25	GOODIN-ROGERS, Kyvi	g	3-4	1-2	0-0	1	1	2	0	7	0	0	0	2	10
03	BOPP, Sidnee		0-2	0-1	0-0	0	0	0	1	0	0	0	0	0	8
13	FRANK, Malaka		1-2	0-0	2-4	3	5	8	4	4	0	1	2	0	19
15	CREECH, Whitney		1-3	0-1	0-0	0	0	0	0	2	0	2	0	1	9
20	AKPAN, Ima		1-1	0-0	0-0	0	1	1	1	2	0	1	0	1	6
24	COE, Jaycee		2-4	2-4	0-0	0	1	1	0	6	0	0	1	1	9
32	SMITH, Kayla		4-8	1-3	0-0	2	0	2	1	9	1	1	0	0	15
Team						0	5	5							
Totals			30-65	7-20	4-7	14	21	35	17	71	17	10	4	9	200
1st - FG %: 8-19 42.1% 2nd: 10-13 76.9% 3rd: 7-15 46.7% 4th: 5-18 27.8% Game: 30-65 46.2% Deadball 3FG %: 3-8 37.5% 2-5 40.0% 2-4 50.0% 0-3 0.0% 7-20 35.0% Rebounds FT %: 0-0 0.0% 0-0 0.0% 4-7 57.1% 0-0 0.0% 4-7 57.1% 2															

UTEP 54 • 5-14, 2-5

##	Player		Total	3-Ptr	FT-FTA	Rebounds			PF	TP	A	TO	Blk	Stl	Min
			FG-FGA	FG-FGA		Off	Def	Tot							
05	PUC, Zuzanna	f	1-3	0-0	3-4	2	1	3	2	5	3	2	1	2	24
42	SEDA, Tamara	f	2-3	0-0	0-0	2	2	4	2	4	0	2	1	1	20
04	MCKINNEY, Lulu	g	2-5	2-3	0-0	0	0	0	0	6	2	2	0	1	26
12	TAYLOR, Sparkle	g	10-19	0-0	3-7	2	5	7	2	23	0	1	0	0	33
44	ZEC, Katarina	g	2-3	0-0	0-0	0	3	3	1	4	1	3	0	1	20
01	PATTERSON, Roeshond		0-4	0-2	0-0	1	1	2	1	0	1	1	0	0	6
02	COOK, Faith		1-3	0-0	0-0	0	1	1	1	2	0	3	0	0	18
11	BERNARD, Ax		0-1	0-1	0-0	0	1	1	0	0	0	0	1	0	8
14	HOWELL, Najala		2-6	0-0	0-0	0	2	2	1	4	0	1	0	1	21
22	BARBOSA, Jessica		0-0	0-0	0-2	1	1	2	2	0	0	0	0	0	6
23	FORD, Jakeira		3-4	0-0	0-0	2	3	5	0	6	0	2	0	0	18
Team						0	2	2							
Totals			23-51	2-6	6-13	10	22	32	12	54	7	17	3	6	200
1st - FG %: 5-11 45.5% 2nd: 4-10 40.0% 3rd: 8-15 53.3% 4th: 6-15 40.0% Game: 23-51 45.1% Deadball 3FG %: 0-1 0.0% 1-1 100.0% 1-3 33.3% 0-1 0.0% 2-6 33.3% Rebounds FT %: 1-2 50.0% 1-1 100.0% 2-6 33.3% 2-4 50.0% 6-13 46.2% 4															

Officials: Esrael Silva, Chris Saucedo, Shandra Twine

Technical fouls: WKU-None. UTEP-None.

Attendance: 2469

Score by periods	1st	2nd	3rd	4th	Total
WKU	19	22	20	10	71
UTEP	11	10	19	14	54

	In	Off	2nd	Fast	
Points	Paint	T/O	Chance	Break	Bench
WKU	36	23	11	10	23
UTEPW	30	3	12	8	12

Last FG - WKU 4th-01:59, UTEPW 4th-01:33.

Largest lead - WKU by 23 2nd-01:06, UTEPW by 2 1st-09:46.

WKU led for 34:22. UTEPW led for 01:33. Game was tied for 04:04.

Score tied - 5 times.

Lead changed - 5 times.

Official Basketball Box Score -- Game Totals -- Final Statistics

WKU vs UTSA

01/28/17 2:06 pm at San Antonio, Texas (Convocation Center)

WKU 77 • 15-6, 7-2 C-USA

##	Player		Total		3-Ptr	Rebounds			PF	TP	A	TO	Blk	Stl	Min
			FG-FGA	FG-FGA	FT-FTA	Off	Def	Tot							
23	BROWN, Ivy	f	5-8	1-3	3-3	4	3	7	4	14	1	2	2	1	35
25	GOODIN-ROGERS, Kyvi	f	4-12	1-4	3-6	0	4	4	3	12	0	1	1	1	19
05	JONES, Micah	g	1-7	1-6	0-0	1	2	3	3	3	6	3	0	1	36
10	BROWN, Tashia	g	3-10	0-1	0-0	1	0	1	4	6	0	1	0	1	32
12	NOBLE, Kendall	g	9-14	1-3	6-8	2	4	6	3	25	6	2	1	1	38
03	BOPP, Sidnee		0-0	0-0	0-0	0	0	0	1	0	0	0	0	0	2
13	FRANK, Malaka		0-0	0-0	0-0	0	1	1	2	0	1	0	0	0	9
15	CREECH, Whitney		0-1	0-0	0-0	0	0	0	0	0	0	0	0	0	1
20	AKPAN, Ima		0-0	0-0	0-0	1	1	2	1	0	0	1	0	0	5
24	COE, Jaycee		0-2	0-2	0-0	0	1	1	0	0	0	0	0	0	6
32	SMITH, Kayla		6-7	3-4	2-2	0	0	0	1	17	1	1	0	0	17
Team						3	3	6							
Totals			28-61	7-23	14-19	12	19	31	22	77	15	11	4	5	200

1st - FG %: 9-18 50.0% 2nd: 7-15 46.7% 3rd: 7-16 43.8% 4th: 5-12 41.7% Game: 28-61 45.9% Deadball
 3FG %: 3-8 37.5% 2-7 28.6% 1-3 33.3% 1-5 20.0% 7-23 30.4% Rebounds
 FT %: 0-0 0.0% 1-1 100.0% 10-14 71.4% 3-4 75.0% 14-19 73.7% 4,1

UTSA 80 • 10-9, 6-2 C-USA

##	Player		Total		3-Ptr	Rebounds			PF	TP	A	TO	Blk	Stl	Min
			FG-FGA	FG-FGA	FT-FTA	Off	Def	Tot							
21	BENSON, Marie	f	3-5	0-0	3-3	1	2	3	2	9	1	3	2	0	19
30	SMITH, Tesha	c	8-10	0-0	5-7	3	5	8	4	21	0	1	2	1	29
04	CHIDOMERE, Crystal	g	2-4	0-0	4-4	0	5	5	3	8	4	2	0	1	24
31	HEINEMAN, Carlie	g	1-7	1-4	0-2	0	1	1	2	3	2	0	1	0	34
32	GOODWIN, Loryn	g	6-10	0-1	5-6	0	5	5	4	17	10	4	0	1	40
01	KIEJDROWSKA, Kasia		6-11	4-7	4-4	0	4	4	1	20	1	1	1	1	33
15	TOTH, Timea		0-0	0-0	0-0	0	0	0	3	0	1	0	0	0	14
20	KEKEC, Kourtney		0-1	0-1	0-0	0	0	0	0	0	0	0	0	0	4
23	HAWKINS, Tija		1-1	0-0	0-0	0	0	0	0	2	0	1	0	0	3
Team						0	0	0							
Totals			27-49	5-13	21-26	4	22	26	19	80	19	12	6	4	200

1st - FG %: 5-12 41.7% 2nd: 8-13 61.5% 3rd: 6-13 46.2% 4th: 8-11 72.7% Game: 27-49 55.1% Deadball
 3FG %: 0-5 0.0% 3-3 100.0% 1-4 25.0% 1-1 100.0% 5-13 38.5% Rebounds
 FT %: 1-2 50.0% 5-6 83.3% 12-15 80.0% 3-3 100.0% 21-26 80.8% 3

Officials: Gina Cross, Amy Bonner, Brian Garland

Technical fouls: WKU-None. UTSA-SMITH, Tesha.

Attendance: 359

Score by periods	1st	2nd	3rd	4th	Total
WKU	21	17	25	14	77
UTSA	11	24	25	20	80

	In	Off	2nd	Fast	
Points	Paint	T/O	Chance	Break	Bench
WKU	32	16	14	4	17
UTSA	36	16	7	11	22

Last FG - WKU 4th-01:40, UTSA 4th-00:35.

Largest lead - WKU by 12 1st-03:42, UTSA by 3 4th-05:41.

WKU led for 32:44. UTSA led for 04:01. Game was tied for 03:14.

Score tied - 6 times.

Lead changed - 7 times.

Official Basketball Box Score -- Game Totals -- Final Statistics

Louisiana Tech vs WKU

02/02/17 7:00 p.m. at Bowling Green, Ky. (E.A. Diddle Arena)

Louisiana Tech 58 • 10-11 (5-5)

##	Player		Total		3-Ptr	Rebounds			PF	TP	A	TO	Blk	Stl	Min
			FG-FGA	FG-FGA	FT-FTA	Off	Def	Tot							
34	MALONE, Alexis	f	5-10	0-0	2-2	3	3	6	4	12	1	2	0	2	26
02	VASQUEZ, Rochelle	g	0-1	0-1	2-2	0	1	1	0	2	1	1	0	1	13
03	LANG, Kierra	g	1-4	1-3	0-0	0	0	0	2	3	6	1	0	0	31
04	ANTHONY, Kierra	g	6-13	3-6	3-4	0	4	4	4	18	1	1	0	0	36
22	LEBLANC, Jasmine	g	7-14	1-2	2-3	1	7	8	2	17	3	2	0	1	33
12	MCCUTCHEON, Daria		0-2	0-0	0-0	0	0	0	3	0	0	2	0	1	17
14	MCLEOD, Anna		0-2	0-1	0-0	0	0	0	3	0	2	2	0	0	15
23	CLEAVER, Reauna		3-6	0-0	0-2	3	4	7	3	6	1	0	1	0	26
30	SANTOS, Ashley		0-0	0-0	0-0	0	0	0	0	0	0	0	0	0	3
Team						1	4	5							
Totals			22-52	5-13	9-13	8	23	31	21	58	15	11	1	5	200
1st - FG %: 7-14 50.0% 2nd: 3-12 25.0% 3rd: 5-13 38.5% 4th: 7-13 53.8% Game: 22-52 42.3% Deadball 3FG %: 1-4 25.0% 0-2 0.0% 1-2 50.0% 3-5 60.0% 5-13 38.5% Rebounds FT %: 1-1 100.0% 1-2 50.0% 5-6 83.3% 2-4 50.0% 9-13 69.2% 2															

WKU 67 • 16-6 (8-2)

##	Player		Total		3-Ptr	Rebounds			PF	TP	A	TO	Blk	Stl	Min
			FG-FGA	FG-FGA	FT-FTA	Off	Def	Tot							
10	BROWN, Tashia	f	6-16	2-4	5-7	1	2	3	4	19	2	1	0	0	29
23	BROWN, Ivy	f	6-9	0-0	1-2	3	5	8	3	13	2	1	3	0	37
25	GOODIN-ROGERS, Kyvi	f	0-5	0-2	3-4	2	4	6	1	3	3	2	0	0	25
05	JONES, Micah	g	2-6	2-5	2-2	0	2	2	2	8	6	0	0	0	32
12	NOBLE, Kendall	g	4-10	1-3	4-4	4	4	8	1	13	7	3	0	5	37
03	BOPP, Sidnee		0-0	0-0	0-0	0	0	0	0	0	0	1	0	0	2
13	FRANK, Malaka		0-0	0-0	0-0	0	0	0	0	0	0	0	0	0	2
15	CREECH, Whitney		2-6	2-3	0-0	0	2	2	0	6	0	0	1	0	8
20	AKPAN, Ima		1-3	0-1	0-0	5	1	6	0	2	0	0	0	2	19
24	COE, Jaycee		1-4	1-4	0-0	0	0	0	0	3	0	0	0	0	4
32	SMITH, Kayla		0-2	0-0	0-0	1	0	1	0	0	0	0	0	0	5
Team						2	4	6				2			
Totals			22-61	8-22	15-19	18	24	42	11	67	20	10	4	7	200
1st - FG %: 6-17 35.3% 2nd: 4-14 28.6% 3rd: 6-17 35.3% 4th: 6-13 46.2% Game: 22-61 36.1% Deadball 3FG %: 1-7 14.3% 3-5 60.0% 2-6 33.3% 2-4 50.0% 8-22 36.4% Rebounds FT %: 0-0 0.0% 5-6 83.3% 1-1 100.0% 9-12 75.0% 15-19 78.9% 2															

Officials: Pualani Spurlock, Talisa Green, Kylie Galloway

Technical fouls: Louisiana Tech-None. WKU-None.

Attendance: 1127

Score by periods	1st	2nd	3rd	4th	Total
Louisiana Tech	16	7	16	19	58
WKU	13	16	15	23	67

	In	Off	2nd	Fast	
Points	Paint	T/O	Chance	Break	Bench
LATECH	32	8	12	8	6
WKU	16	20	19	2	11

Last FG - LATECH 4th-00:09, WKU 4th-01:31.

Largest lead - LATECH by 3 1st-00:35, WKU by 11 3rd-03:35.

LATECH led for 03:54. WKU led for 31:27. Game was tied for 04:39.

Score tied - 4 times.

Lead changed - 4 times.

Official Basketball Box Score -- Game Totals -- Final Statistics
 Southern Miss vs WKU
 02/04/17 2:00 p.m. at Bowling Green, Ky. (E.A. Diddle Arena)

Southern Miss 53 • 14-9 (6-5)

##	Player		Total		3-Ptr	Rebounds			PF	TP	A	TO	Blk	Stl	Min
			FG-FGA	FG-FGA	FT-FTA	Off	Def	Tot							
02	COTTON,LASHYRA	f	0-2	0-0	0-0	0	5	5	3	0	0	2	0	0	20
21	KING,JAYLA	f	4-6	0-0	2-2	5	2	7	2	10	0	6	0	3	31
05	HAILES,SHONTE	g	3-5	0-1	1-3	0	2	2	0	7	5	3	0	1	31
12	DINKINS,BRITTANNY	g	7-17	1-4	2-2	0	2	2	2	17	0	4	0	0	30
22	BROWN,MEGAN	g	2-5	0-0	0-0	1	0	1	1	4	2	1	0	0	24
01	VEIGA,TAJANAY		0-0	0-0	0-0	0	0	0	2	0	0	0	0	0	9
03	JEWETT-GILES,KERI		2-4	1-1	0-0	1	0	1	0	5	0	1	0	2	11
20	BROWN,MOLLY		0-1	0-1	0-0	0	0	0	1	0	1	0	0	0	3
24	NORRIS,BRITITNY		0-5	0-2	2-4	0	1	1	2	2	0	1	0	0	17
34	LEAPHART,RESPECT		3-4	0-0	2-2	1	4	5	3	8	0	2	1	0	24
Team						1	0	1				1			
Totals			21-49	2-9	9-13	9	16	25	16	53	8	21	1	6	200
1st - FG %: 2-11 18.2% 2nd: 6-13 46.2% 3rd: 6-11 54.5% 4th: 7-14 50.0% Game: 21-49 42.9% Deadball 3FG %: 0-1 0.0% 2-5 40.0% 0-1 0.0% 0-2 0.0% 2-9 22.2% Rebounds FT %: 2-4 50.0% 3-4 75.0% 1-1 100.0% 3-4 75.0% 9-13 69.2% 3															

WKU 79 • 17-6 (9-2)

##	Player		Total		3-Ptr	Rebounds			PF	TP	A	TO	Blk	Stl	Min
			FG-FGA	FG-FGA	FT-FTA	Off	Def	Tot							
10	BROWN, Tashia	f	7-13	0-1	1-2	5	4	9	0	15	5	1	1	4	35
23	BROWN, Ivy	f	8-9	2-3	2-2	4	5	9	3	20	2	2	0	2	33
25	GOODIN-ROGERS, Kyvi	f	3-7	2-4	3-4	1	1	2	2	11	1	1	1	2	15
05	JONES, Micah	g	3-6	2-5	0-0	0	1	1	0	8	6	1	0	2	35
12	NOBLE, Kendall	g	4-9	1-3	4-4	0	5	5	2	13	2	2	0	2	34
01	MAYES, Naomi		0-0	0-0	0-0	0	0	0	0	0	0	0	0	0	1
03	BOPP, Sidnee		0-0	0-0	0-0	0	0	0	0	0	0	0	0	0	1
13	FRANK, Malaka		0-1	0-0	1-2	3	1	4	1	1	0	1	0	0	9
15	CREECH, Whitney		1-4	0-1	0-0	0	0	0	1	2	0	1	0	0	10
20	AKPAN, Ima		0-0	0-0	0-0	0	0	0	0	0	0	0	0	0	2
24	COE, Jaycee		1-3	1-3	0-0	0	0	0	1	3	0	0	0	0	5
32	SMITH, Kayla		3-9	0-4	0-0	0	1	1	1	6	0	0	0	0	20
Team						2	2	4				2			
Totals			30-61	8-24	11-14	15	20	35	11	79	16	11	2	12	200
1st - FG %: 6-13 46.2% 2nd: 4-17 23.5% 3rd: 10-16 62.5% 4th: 10-15 66.7% Game: 30-61 49.2% Deadball 3FG %: 2-7 28.6% 1-7 14.3% 2-6 33.3% 3-4 75.0% 8-24 33.3% Rebounds FT %: 1-2 50.0% 2-2 100.0% 3-4 75.0% 5-6 83.3% 11-14 78.6% 3															

Officials: Billy Smith, Meadow Overstreet, Royce Blevins
 Technical fouls: Southern Miss-None. WKU-None.
 Attendance: 1668

Score by periods	1st	2nd	3rd	4th	Total
Southern Miss	6	17	13	17	53
WKU	15	11	25	28	79

	In	Off	2nd	Fast	
Points	Paint	T/O	Chance	Break	Bench
USM	32	7	10	8	15
WKU	30	22	12	8	12

Last FG - USM 4th-02:43, WKU 4th-00:16.
 Largest lead - USM by 1 1st-04:33, WKU by 26 4th-00:16.
 USM led for 01:05. WKU led for 34:17. Game was tied for 03:39.

Score tied - 4 times.
 Lead changed - 2 times.

Official Basketball Box Score -- Game Totals -- Final Statistics
 WKU vs Marshall
 02/11/17 1:00 p.m. at Huntington, W.Va. (Cam Henderson Center)

WKU 78 • 18-6, 10-2 C-USA

##	Player		Total	3-Ptr	Rebounds			PF	TP	A	TO	Blk	Stl	Min
			FG-FGA	FG-FGA	FT-FTA	Off	Def	Tot						
10	BROWN, Tashia	f	4-10	1-1	0-0	0	1	1	2	9	1	0	0	34
23	BROWN, Ivy	f	8-13	0-1	11-13	6	3	9	3	27	0	2	1	36
32	SMITH, Kayla	f	1-2	0-0	0-0	0	0	0	0	2	0	0	0	5
05	JONES, Micah	g	2-8	2-8	0-0	1	1	2	1	6	3	0	0	33
12	NOBLE, Kendall	g	7-15	0-3	4-4	0	3	3	3	18	10	1	0	38
03	BOPP, Sidnee		1-4	1-4	0-0	1	0	1	1	3	1	0	0	8
13	FRANK, Malaka		0-0	0-0	0-0	0	0	0	1	0	0	0	0	7
15	CREECH, Whitney		1-3	0-2	0-0	0	1	1	1	2	0	0	0	5
20	AKPAN, Ima		3-4	0-0	0-0	1	4	5	2	6	1	0	0	24
25	GOODIN-ROGERS, Kyvi		2-4	0-1	1-2	1	1	2	4	5	0	4	0	10
Team						4	2	6			1			
Totals			29-63	4-20	16-19	14	16	30	18	78	16	8	1	200
1st - FG %: 5-15 33.3% 2nd: 7-18 38.9% 3rd: 7-15 46.7% 4th: 10-15 66.7% Game: 29-63 46.0% Deadball 3FG %: 2-9 22.2% 2-8 25.0% 0-2 0.0% 0-1 0.0% 4-20 20.0% Rebounds FT %: 2-2 100.0% 1-2 50.0% 7-8 87.5% 6-7 85.7% 16-19 84.2% 3														

Marshall 64 • 12-11, 4-8 C-USA

##	Player		Total	3-Ptr	Rebounds			PF	TP	A	TO	Blk	Stl	Min
			FG-FGA	FG-FGA	FT-FTA	Off	Def	Tot						
00	HAMILTON, Talequia	f	7-11	1-3	1-1	1	4	5	5	16	0	1	1	31
14	GORE, Shayna	f	6-11	4-6	2-4	0	0	0	3	18	7	2	0	34
02	FRALEY, Logan	g	2-4	2-4	0-0	0	0	0	1	6	0	3	1	31
11	PORTER, Taylor	g	3-8	2-4	3-4	1	5	6	3	11	3	2	1	32
22	EVANS, Kiana	g	2-7	0-2	4-4	3	1	4	1	8	4	4	0	34
03	ALEXANDER, Asheika		0-1	0-0	0-0	0	4	4	1	0	0	1	0	9
05	AKERS, McKenzie		1-2	0-1	0-0	0	0	0	2	2	1	1	0	21
10	SAINTIGENE, Ashley		1-1	0-0	1-2	1	1	2	2	3	0	4	1	8
Team						2	5	7			1			
Totals			22-45	9-20	11-15	8	20	28	18	64	15	19	4	200
1st - FG %: 7-12 58.3% 2nd: 3-11 27.3% 3rd: 7-10 70.0% 4th: 5-12 41.7% Game: 22-45 48.9% Deadball 3FG %: 3-5 60.0% 1-4 25.0% 4-7 57.1% 1-4 25.0% 9-20 45.0% Rebounds FT %: 0-0 0.0% 1-2 50.0% 6-6 100.0% 4-7 57.1% 11-15 73.3% 3														

Officials: Todd Moistner, Luis Gonzalez and Talisa Green
 Technical fouls: WKU-None. Marshall-PORTER, Taylor.
 Attendance: 717

Score by periods	1st	2nd	3rd	4th	Total
WKU	14	17	21	26	78
Marshall	17	8	24	15	64

	In	Off	2nd	Fast	
Points	Paint	T/O	Chance	Break	Bench
WKU	38	22	17	0	16
MAR	24	12	9	2	5

Last FG - WKU 4th-01:19, MAR 4th-04:20.
 Largest lead - WKU by 15 4th-01:19, MAR by 4 2nd-09:45.
 WKU led for 30:13. MAR led for 03:40. Game was tied for 06:06.

Score tied - 8 times.
 Lead changed - 6 times.

Official Basketball Box Score -- Game Totals -- Final Statistics
 WKU vs Middle Tennessee
 02/16/17 6:34 PM at Murfreesboro, Tenn.

WKU 82 • 19-6, 11-2

##	Player		Total		3-Ptr	Rebounds			PF	TP	A	TO	Blk	Stl	Min
			FG-FGA	FG-FGA	FT-FTA	Off	Def	Tot							
10	BROWN, Tashia	f	9-16	1-2	6-9	1	0	1	1	25	0	1	1	3	38
23	BROWN, Ivy	f	5-8	2-3	4-4	2	3	5	4	16	2	0	1	2	38
25	GOODIN-ROGERS, Kyvi	f	3-6	2-4	3-4	1	1	2	4	11	0	0	0	4	20
05	JONES, Micah	g	5-10	2-6	0-0	1	2	3	2	12	4	0	0	0	38
12	NOBLE, Kendall	g	3-9	1-3	3-5	0	2	2	3	10	6	2	0	2	31
03	BOPP, Sidnee		2-5	2-5	0-0	0	1	1	0	6	3	0	0	0	14
13	FRANK, Malaka		0-0	0-0	0-0	1	1	2	1	0	0	1	0	0	5
20	AKPAN, Ima		0-0	0-0	0-0	0	1	1	0	0	0	0	0	0	8
24	COE, Jaycee		1-3	0-2	0-0	0	1	1	0	2	0	0	0	1	8
Team						3	3	6				2			
Totals			28-57	10-25	16-22	9	15	24	15	82	15	6	2	12	200
1st - FG %: 7-15 46.7% 2nd: 9-15 60.0% 3rd: 6-13 46.2% 4th: 6-14 42.9% Game: 28-57 49.1% Deadball 3FG %: 4-8 50.0% 4-7 57.1% 1-6 16.7% 1-4 25.0% 10-25 40.0% Rebounds FT %: 4-4 100.0% 1-2 50.0% 5-6 83.3% 6-10 60.0% 16-22 72.7% 3															

Middle Tennessee 75 • 16-9, 11-3

##	Player		Total		3-Ptr	Rebounds			PF	TP	A	TO	Blk	Stl	Min
			FG-FGA	FG-FGA	FT-FTA	Off	Def	Tot							
00	JOHNSON, Alex	f	12-15	0-0	9-9	3	3	6	3	33	1	3	1	1	40-
24	REUTER, Rebecca	f	0-0	0-0	0-0	2	1	3	3	0	0	2	0	0	9
05	SISSOM, Abbey	g	5-10	4-6	0-0	1	4	5	1	14	5	1	0	0	40
12	LOURO, Jess	g	0-7	0-7	0-0	0	5	5	2	0	1	2	0	0	32
20	PETTY, Ty	g	6-13	1-4	4-5	1	4	5	1	17	7	6	0	0	40
03	ALLISON, Kyla		2-3	1-1	0-0	0	0	0	3	5	0	1	0	0	6
23	LYON, Gabby		3-5	0-0	0-0	4	1	5	4	6	1	1	1	0	33
Team						0	5	5							
Totals			28-53	6-18	13-14	11	23	34	17	75	15	16	2	1	200
1st - FG %: 10-14 71.4% 2nd: 4-12 33.3% 3rd: 8-11 72.7% 4th: 6-16 37.5% Game: 28-53 52.8% Deadball 3FG %: 1-3 33.3% 0-3 0.0% 2-4 50.0% 3-8 37.5% 6-18 33.3% Rebounds FT %: 3-4 75.0% 3-3 100.0% 7-7 100.0% 0-0 0.0% 13-14 92.9% 0															

Officials: Kelly Johnson, Jules Galliean, Marc Merritt
 Technical fouls: WKU-None. Middle Tennessee-None.
 Attendance: 4027

Score by periods	1st	2nd	3rd	4th	Total
WKU	22	23	18	19	82
Middle Tennessee	24	11	25	15	75

Points	In Paint	Off T/O	2nd Chance	Fast Break	Bench
WKU	16	15	10	2	8
MT	44	4	4	2	11

Last FG - WKU 4th-00:49, MT 4th-00:06.
 Largest lead - WKU by 11 3rd-08:47, MT by 5 1st-01:06.
 WKU led for 32:03. MT led for 04:00. Game was tied for 03:39.

Score tied - 8 times.
 Lead changed - 14 times.

Official Basketball Box Score -- Game Totals -- Final Statistics

WKU vs UAB

02/18/17 2 p.m. at Birmingham, Ala. (Bartow Arena)

WKU 62 • 20-6, 12-2

##	Player		Total		3-Ptr	Rebounds			PF	TP	A	TO	Blk	Stl	Min
			FG-FGA	FG-FGA	FT-FTA	Off	Def	Tot							
10	BROWN, Tashia	f	3-12	0-1	1-3	4	3	7	1	7	1	1	1	2	29
23	BROWN, Ivy	f	4-11	0-1	2-2	10	3	13	4	10	1	1	1	1	38
25	GOODIN-ROGERS, Kyvi	f	0-7	0-3	0-0	1	1	2	3	0	0	1	2	2	20
05	JONES, Micah	g	5-10	3-6	3-3	1	3	4	1	16	2	1	0	3	37
12	NOBLE, Kendall	g	9-16	1-4	7-10	1	3	4	1	26	6	2	0	3	39
03	BOPP, Sidnee		1-3	1-3	0-0	0	0	0	2	3	0	1	0	0	11
15	CREECH, Whitney		0-1	0-0	0-0	0	0	0	0	0	1	0	0	0	4
20	AKPAN, Ima		0-1	0-0	0-0	0	0	0	0	0	0	1	2	1	13
32	SMITH, Kayla		0-1	0-1	0-0	0	0	0	1	0	0	0	0	0	9
Team						1	2	3							
Totals			22-62	5-19	13-18	18	15	33	13	62	11	8	6	12	200
1st - FG %: 7-19 36.8% 2nd: 3-17 17.6% 3rd: 8-17 47.1% 4th: 4-9 44.4% Game: 22-62 35.5% Deadball 3FG %: 0-5 0.0% 1-7 14.3% 2-2 100.0% 2-5 40.0% 5-19 26.3% Rebounds FT %: 1-1 100.0% 1-1 100.0% 2-3 66.7% 9-13 69.2% 13-18 72.2% 2															

UAB 52 • 13-13, 6-9

##	Player		Total		3-Ptr	Rebounds			PF	TP	A	TO	Blk	Stl	Min
			FG-FGA	FG-FGA	FT-FTA	Off	Def	Tot							
12	FARMER, Keonna	f	2-3	0-0	2-2	3	4	7	3	6	0	1	0	2	25
00	BARNES, Miyah	g	2-6	0-2	3-4	0	1	1	4	7	5	9	0	0	37
11	WILLIAMS, Janeka	g	3-8	1-3	4-4	1	2	3	4	11	3	1	0	0	27
20	KUZMANIC, Deanna	g	3-6	2-5	0-0	1	6	7	0	8	2	0	0	1	33
32	CHILDRESS, Rachael	g	5-11	4-8	0-0	1	3	4	2	14	1	2	1	1	29
02	SINGLETON, Whytney		0-2	0-1	2-2	0	1	1	0	2	1	3	0	0	19
13	THOMAS, Katelynn		1-3	0-0	0-0	2	1	3	1	2	0	1	0	0	9
24	RAWLS, Kara		1-3	0-0	0-0	1	3	4	4	2	0	0	0	0	14
34	JOHNSON, Imani		0-0	0-0	0-0	0	0	0	1	0	0	1	0	1	7
Team						1	4	5				2			
Totals			17-42	7-19	11-12	10	25	35	19	52	12	20	1	5	200
1st - FG %: 3-5 60.0% 2nd: 4-11 36.4% 3rd: 6-15 40.0% 4th: 4-11 36.4% Game: 17-42 40.5% Deadball 3FG %: 2-3 66.7% 0-4 0.0% 3-5 60.0% 2-7 28.6% 7-19 36.8% Rebounds FT %: 4-4 100.0% 2-2 100.0% 0-0 0.0% 5-6 83.3% 11-12 91.7% 1															

Officials: Eric Koch, Pualani Spurlock, Angelica Suffren

Technical fouls: WKU-None. UAB-None.

Attendance: 399

Score by periods	1st	2nd	3rd	4th	Total
WKU	15	8	20	19	62
UAB	12	10	15	15	52

	In Paint	Off T/O	2nd Chance	Fast Break	Bench
Points WKU	24	20	14	0	3
UAB	14	8	6	4	6

Last FG - WKU 4th-03:50, UAB 4th-06:14.

Largest lead - WKU by 10 4th-00:35, UAB by 8 1st-07:02.

WKU led for 25:52. UAB led for 13:17. Game was tied for 00:20.

Score tied - 3 times.

Lead changed - 9 times.

Official Basketball Box Score -- Game Totals -- Final Statistics
Charlotte vs WKU
02/23/17 7:00 p.m. at Bowling Green, Ky. (E.A. Diddle Arena)

Charlotte 74 • 17-9 (9-6)

##	Player		Total		3-Ptr	Rebounds			PF	TP	A	TO	Blk	Stl	Min
			FG-FGA	FG-FGA	FT-FTA	Off	Def	Tot							
15	JAMISON-MYERS, Nyila	f	7-10	0-0	1-4	4	2	6	5	15	0	0	2	0	20
01	GREGORY, Ciara	g	6-13	5-12	5-5	0	0	0	2	22	2	2	0	0	34
21	WEBSTER, Lefty	g	7-12	1-3	0-0	4	3	7	3	15	4	5	2	1	34
24	HUNTER, Grace	g	5-10	1-4	1-2	0	7	7	4	12	5	4	0	2	37
44	RANSOM, Amaya	g	0-3	0-1	0-0	1	4	5	0	0	3	0	0	1	32
04	RAVENTÓS, Laia		0-3	0-1	2-2	1	3	4	2	2	6	2	0	0	21
10	MARTIN, Jada		0-1	0-1	0-0	0	0	0	1	0	0	1	0	0	3
22	HARLEY, Lauren		0-0	0-0	0-0	0	0	0	0	0	0	0	0	0	0+
30	ROBINSON, Jaida		4-4	0-0	0-0	2	0	2	1	8	1	2	0	0	17
34	PEARSON, Dara		0-0	0-0	0-0	0	0	0	1	0	0	0	0	0	2
Team						1	1	2				1			
Totals			29-56	7-22	9-13	13	20	33	19	74	21	17	4	4	200
1st - FG %: 7-12 58.3% 2nd: 8-14 57.1% 3rd: 4-16 25.0% 4th: 10-14 71.4% Game: 29-56 51.8% Deadball 3FG %: 3-4 75.0% 2-7 28.6% 1-8 12.5% 1-3 33.3% 7-22 31.8% Rebounds FT %: 3-4 75.0% 0-2 0.0% 3-3 100.0% 3-4 75.0% 9-13 69.2% 1															

WKU 75 • 21-6 (13-2)

##	Player		Total		3-Ptr	Rebounds			PF	TP	A	TO	Blk	Stl	Min
			FG-FGA	FG-FGA	FT-FTA	Off	Def	Tot							
10	BROWN, Tashia	f	4-7	1-1	0-0	1	1	2	1	9	3	2	0	2	32
23	BROWN, Ivy	f	4-7	3-4	0-0	2	4	6	4	11	1	2	0	2	16
25	GOODIN-ROGERS, Kyvi	f	4-13	2-7	4-6	2	0	2	3	14	3	1	0	2	31
05	JONES, Micah	g	2-6	1-5	0-2	0	1	1	0	5	8	0	0	3	38
12	NOBLE, Kendall	g	5-13	1-2	12-14	0	5	5	2	23	3	3	0	2	38
03	BOPP, Sidnee		0-0	0-0	0-0	0	0	0	0	0	0	0	0	0	2
13	FRANK, Malaka		0-0	0-0	0-0	3	3	6	3	0	0	1	0	0	13
15	CREECH, Whitney		3-4	1-2	2-2	0	1	1	0	9	0	0	0	0	10
20	AKPAN, Ima		2-3	0-0	0-0	0	1	1	3	4	0	0	0	1	20
Team						3	1	4				3			
Totals			24-53	9-21	18-24	11	17	28	16	75	18	12	0	12	200
1st - FG %: 6-15 40.0% 2nd: 4-12 33.3% 3rd: 9-16 56.3% 4th: 5-10 50.0% Game: 24-53 45.3% Deadball 3FG %: 1-5 20.0% 1-5 20.0% 6-8 75.0% 1-3 33.3% 9-21 42.9% Rebounds FT %: 2-2 100.0% 8-12 66.7% 4-4 100.0% 4-6 66.7% 18-24 75.0% 4															

Officials: Amy Bonner, Charlie Hust, Neonta Williams
Technical fouls: Charlotte-None. WKU-None.
Attendance: 1344

Score by periods	1st	2nd	3rd	4th	Total
Charlotte	20	18	12	24	74
WKU	15	17	28	15	75

	In	Off	2nd	Fast	
Points	Paint	T/O	Chance	Break	Bench
CHA	34	20	10	11	10
WKU	18	18	13	4	13

Last FG - CHA 4th-00:23, WKU 4th-00:29.
Largest lead - CHA by 13 2nd-06:22, WKU by 13 4th-09:51.
CHA led for 19:27. WKU led for 20:03. Game was tied for 00:20.

Score tied - 2 times.
Lead changed - 5 times.

Official Basketball Box Score -- Game Totals -- Final Statistics
 Old Dominion vs WKU
 02/25/17 2:00 p.m. at Bowling Green, Ky. (E.A. Diddle Arena)

Old Dominion 73 • 15-11 (10-6)

##	Player		Total		3-Ptr	Rebounds			PF	TP	A	TO	Blk	Stl	Min
			FG-FGA	FG-FGA	FT-FTA	Off	Def	Tot							
14	HOLOPAINEN, Annika	f	8-9	2-2	0-0	1	2	3	5	18	0	3	0	0	21
40	YOUNG, Destinee	f	4-8	0-0	1-1	7	4	11	2	9	1	2	1	0	37
02	TIMMONS, MaKayla	g	0-0	0-0	0-0	0	1	1	1	0	3	3	0	0	11
05	SMITH, Gianna	g	1-4	0-2	0-0	2	2	4	0	2	1	1	0	0	18
30	JACKSON, Ashley	g	5-6	0-0	0-0	4	4	8	3	10	3	0	0	1	29
00	KEMP, Rhaven		1-2	1-1	3-3	1	0	1	1	6	2	1	0	0	5
01	JONES, Manaya		0-0	0-0	0-0	0	0	0	0	0	0	0	0	0	1
03	BERNARDECO, Carolina		1-2	1-1	0-0	0	0	0	3	3	0	2	0	1	16
04	MUNOZ, Jessica		1-3	1-1	0-0	0	1	1	1	3	0	0	0	0	6
20	BROWN, Keyana		1-2	0-1	0-0	0	2	2	4	2	1	2	1	0	14
25	SIMMS, Jennie		5-16	1-6	7-8	2	5	7	3	18	4	4	0	0	34
34	OIGBOKIE, Odegua		1-3	0-0	0-0	0	0	0	0	2	0	0	0	0	8
Team						0	2	2							
Totals			28-55	6-14	11-12	17	23	40	23	73	15	18	2	2	200

1st - FG %: 9-16 56.3% 2nd: 6-11 54.5% 3rd: 7-14 50.0% 4th: 6-14 42.9% Game: 28-55 50.9% Deadball
 3FG %: 0-1 0.0% 1-3 33.3% 3-4 75.0% 2-6 33.3% 6-14 42.9% Rebounds
 FT %: 0-0 0.0% 2-3 66.7% 2-2 100.0% 7-7 100.0% 11-12 91.7% 0,1

WKU 79 • 22-6 (14-2)

##	Player		Total		3-Ptr	Rebounds			PF	TP	A	TO	Blk	Stl	Min
			FG-FGA	FG-FGA	FT-FTA	Off	Def	Tot							
10	BROWN, Tashia	f	4-11	0-1	2-4	2	1	3	5	10	1	2	0	1	38
23	BROWN, Ivy	f	6-8	2-4	1-2	2	4	6	1	15	2	0	2	1	36
25	GOODIN-ROGERS, Kyvi	f	2-6	0-3	2-2	5	2	7	1	6	1	2	0	2	26
05	JONES, Micah	g	7-10	6-8	1-2	0	0	0	0	21	5	1	0	2	37
12	NOBLE, Kendall	g	6-15	0-1	6-7	4	2	6	1	18	5	0	0	2	38
15	CREECH, Whitney		1-5	0-1	0-0	0	0	0	0	2	0	0	0	1	11
24	COE, Jaycee		1-2	1-2	0-0	0	0	0	0	3	0	0	0	0	3
32	SMITH, Kayla		2-4	0-2	0-0	0	0	0	2	4	0	0	0	0	11
Team						0	2	2				1			
Totals			29-61	9-22	12-17	13	11	24	10	79	14	6	2	9	200

1st - FG %: 11-20 55.0% 2nd: 6-15 40.0% 3rd: 7-14 50.0% 4th: 5-12 41.7% Game: 29-61 47.5% Deadball
 3FG %: 3-6 50.0% 3-8 37.5% 3-5 60.0% 0-3 0.0% 9-22 40.9% Rebounds
 FT %: 0-0 0.0% 1-2 50.0% 3-4 75.0% 8-11 72.7% 12-17 70.6% 0

Officials: Sue Blauch, Roy Gulbeyan, Marla Gearhart
 Technical fouls: Old Dominion-None. WKU-None.
 Attendance: 2217

Score by periods	1st	2nd	3rd	4th	Total
Old Dominion	18	15	19	21	73
WKU	25	16	20	18	79

	In	Off	2nd	Fast	
Points	Paint	T/O	Chance	Break	Bench
ODU	36	8	27	15	34
WKU	34	24	21	6	9

Last FG - ODU 4th-00:07, WKU 4th-00:43.
 Largest lead - ODU None, WKU by 12 3rd-06:59.
 ODU led for 00:00. WKU led for 39:09. Game was tied for 00:22.

Score tied - 0 times.
 Lead changed - 0 times.

Official Basketball Box Score -- Game Totals -- Final Statistics

WKU vs North Texas

03/02/17 7:00 pm at Super Pit

WKU 75 • 23-6, 15-2

##	Player		Total		3-Ptr	Rebounds			PF	TP	A	TO	Blk	Stl	Min
			FG-FGA	FG-FGA	FT-FTA	Off	Def	Tot							
10	BROWN, Tashia	f	4-11	0-0	3-5	0	1	1	2	11	0	2	0	1	33
23	BROWN, Ivy	f	5-9	0-2	2-2	4	10	14	4	12	1	3	3	3	36
25	GOODIN-ROGERS, Kyvi	f	2-5	2-2	0-0	0	0	0	3	6	0	2	1	0	12
05	JONES, Micah	g	2-4	2-3	0-0	0	1	1	1	6	1	0	0	2	31
12	NOBLE, Kendall	g	8-14	0-0	5-7	2	7	9	1	21	7	2	1	3	39
03	BOPP, Sidnee		2-4	2-3	0-0	0	0	0	1	6	1	1	0	0	17
13	FRANK, Malaka		0-0	0-0	0-0	0	0	0	1	0	0	0	0	0	2
15	CREECH, Whitney		0-0	0-0	0-0	0	1	1	0	0	0	0	0	0	3
32	SMITH, Kayla		5-7	0-1	3-4	4	2	6	2	13	2	1	0	1	27
Team						1	0	1							
Totals			28-54	6-11	13-18	11	22	33	15	75	12	11	5	10	200
1st - FG %: 9-20 45.0% 2nd: 6-10 60.0% 3rd: 6-13 46.2% 4th: 7-11 63.6% Game: 28-54 51.9% Deadball 3FG %: 2-4 50.0% 2-2 100.0% 1-3 33.3% 1-2 50.0% 6-11 54.5% Rebounds FT %: 1-3 33.3% 8-9 88.9% 1-2 50.0% 3-4 75.0% 13-18 72.2% 0															

North Texas 55 • 11-17, 8-9

##	Player		Total		3-Ptr	Rebounds			PF	TP	A	TO	Blk	Stl	Min
			FG-FGA	FG-FGA	FT-FTA	Off	Def	Tot							
20	ELLISON, Terra	f	3-9	0-0	0-0	4	4	8	3	6	3	2	0	2	39
01	WARREN, Tyara	g	0-5	0-2	4-4	2	2	4	1	4	0	1	0	0	26
03	CRINER, Kelsey	g	3-7	0-1	2-2	1	2	3	2	8	3	3	0	2	24
14	ADAMS, Candice	g	2-8	2-8	0-0	0	1	1	3	6	0	0	0	1	24
23	BRADLEY, Terriell	g	6-11	3-6	3-4	0	0	0	3	18	2	2	0	0	31
02	GOODHART, Grace		0-2	0-0	0-0	0	0	0	0	0	1	1	0	0	9
10	HENDERSON, Adrianna		1-3	0-0	5-6	0	1	1	2	7	0	3	0	0	15
12	POLAND, Jada		2-5	0-0	0-0	4	6	10	1	4	0	0	1	1	20
15	HOPKINS, Hannah		1-1	0-0	0-0	0	2	2	0	2	0	0	1	0	6
34	BUCKNER, Micayla		0-1	0-0	0-0	0	0	0	0	0	0	0	0	0	6
Team						2	2	4				2			
Totals			18-52	5-17	14-16	13	20	33	15	55	9	14	2	6	200
1st - FG %: 5-12 41.7% 2nd: 5-12 41.7% 3rd: 4-10 40.0% 4th: 4-18 22.2% Game: 18-52 34.6% Deadball 3FG %: 2-3 66.7% 1-5 20.0% 0-0 0.0% 2-9 22.2% 5-17 29.4% Rebounds FT %: 3-4 75.0% 3-4 75.0% 6-6 100.0% 2-2 100.0% 14-16 87.5% 1															

Officials: Marc Merritt, Doug Williams, Rachael Melot

Technical fouls: WKU-None. North Texas-TEAM.

Attendance: 1037

Score by periods	1st	2nd	3rd	4th	Total
WKU	21	22	14	18	75
North Texas	15	14	14	12	55

	In	Off	2nd	Fast	
Points	Paint	T/O	Chance	Break	Bench
WKU	38	13	16	6	19
NT	16	9	10	4	13

Last FG - WKU 4th-00:40, NT 4th-02:47.

Largest lead - WKU by 20 4th-00:40, NT by 7 1st-04:18.

WKU led for 32:55. NT led for 04:23. Game was tied for 02:42.

Score tied - 3 times.

Lead changed - 2 times.

Official Basketball Box Score -- Game Totals -- Final Statistics

WKU vs Rice

03/04/17 2 p.m. at Houston, Texas (Tudor Fieldhouse)

WKU 80 • 24-6, 16-2

##	Player		Total		3-Ptr	Rebounds			PF	TP	A	TO	Blk	Stl	Min
			FG-FGA	FG-FGA	FT-FTA	Off	Def	Tot							
10	BROWN, Tashia	f	1-3	0-0	1-2	1	1	2	4	3	1	0	0	1	16
23	BROWN, Ivy	f	3-6	1-3	2-2	2	1	3	5	9	2	1	0	3	21
25	GOODIN-ROGERS, Kyvi	f	5-12	0-2	6-8	3	2	5	5	16	2	1	0	0	23
05	JONES, Micah	g	1-6	1-5	2-2	0	0	0	1	5	3	1	0	1	38
12	NOBLE, Kendall	g	7-10	0-0	8-10	2	8	10	2	22	6	8	0	2	40
03	BOPP, Sidnee		6-10	5-8	0-0	0	3	3	0	17	3	2	0	0	25
13	FRANK, Malaka		0-0	0-0	0-0	0	1	1	1	0	0	0	0	1	6
15	CREECH, Whitney		0-0	0-0	0-0	0	0	0	0	0	0	0	0	0	2
24	COE, Jaycee		2-3	2-3	0-0	0	0	0	0	6	0	0	0	0	4
32	SMITH, Kayla		1-3	0-0	0-0	1	1	2	2	2	2	1	0	1	25
Team						3	1	4							
Totals			26-53	9-21	19-24	12	18	30	20	80	19	14	0	9	200
1st - FG %: 7-18 38.9% 2nd: 6-11 54.5% 3rd: 8-16 50.0% 4th: 5-8 62.5% Game: 26-53 49.1% Deadball 3FG %: 2-7 28.6% 3-4 75.0% 3-7 42.9% 1-3 33.3% 9-21 42.9% Rebounds FT %: 4-5 80.0% 2-2 100.0% 1-3 33.3% 12-14 85.7% 19-24 79.2% 0															

Rice 75 • 17-12, 8-10

##	Player		Total		3-Ptr	Rebounds			PF	TP	A	TO	Blk	Stl	Min
			FG-FGA	FG-FGA	FT-FTA	Off	Def	Tot							
22	IADEMARCO, Nicole	f	5-10	1-4	3-3	1	1	2	1	14	2	4	0	1	32
33	GOODWINE, Jasmine	f	8-12	0-1	0-0	2	2	4	3	16	1	2	1	1	34
03	HAWKINS, Maya	g	7-16	3-10	2-2	1	1	2	4	19	7	2	0	2	37
10	KNIGHT, Wendy	g	2-3	2-3	2-2	1	0	1	4	8	1	2	0	1	30
20	RAINEY, Shani	g	4-7	0-0	4-7	2	5	7	4	12	2	3	0	1	23
01	BENNETT, Tayler		0-0	0-0	0-0	0	0	0	1	0	0	0	0	0	0
05	GRIGSBY, Lauren		1-5	0-3	0-0	0	4	4	0	2	1	0	1	2	23
11	DUCAT, Lexie		1-2	0-0	0-2	1	3	4	1	2	0	2	0	0	17
25	ELLIG, Kendall		0-0	0-0	2-2	1	1	2	0	2	0	0	0	0	4
Team						2	3	5							
Totals			28-55	6-21	13-18	11	20	31	18	75	14	15	2	8	200
1st - FG %: 6-12 50.0% 2nd: 5-8 62.5% 3rd: 6-15 40.0% 4th: 11-20 55.0% Game: 28-55 50.9% Deadball 3FG %: 3-5 60.0% 0-1 0.0% 0-5 0.0% 3-10 30.0% 6-21 28.6% Rebounds FT %: 5-7 71.4% 4-4 100.0% 3-5 60.0% 1-2 50.0% 13-18 72.2% 3															

Officials: Dawn Marsh, Talisa Green, Chris Saucedo

Technical fouls: WKU-None. Rice-None.

Attendance: 829

Score by periods	1st	2nd	3rd	4th	Total
WKU	20	17	20	23	80
Rice	20	14	15	26	75

	In	Off	2nd	Fast	
Points	Paint	T/O	Chance	Break	Bench
WKU	30	23	11	4	25
RICE	40	21	6	4	6

Last FG - WKU 4th-02:10, RICE 4th-00:18.

Largest lead - WKU by 13 4th-05:35, RICE by 8 1st-07:24.

WKU led for 26:42. RICE led for 09:24. Game was tied for 03:54.

Score tied - 5 times.

Lead changed - 3 times.



Tuesday, February 28, 2017
Updated: March 1, 10:59 AM ET

Drake and Belmont lead way in final espnW mid-major poll of the season

By Graham Hays
espnW.com

The teams listed below have played nearly 300 total games, providing a pretty good sample size to assess them. Yet in most cases, each respective season now depends on what happens in two or three games in the days ahead. Such is the mid-major existence, when three days in March can either confirm or erase four months of work.

So for one last time before the NCAA tournament, let's get to the rankings.



1. Drake (23-4, 16-0 Missouri Valley)

Drake coaches and players couldn't help but bemoan how poorly they played in a recent MVC road game at Indiana State. The Bulldogs won by 19 points. Those are high standards. But to their point, Drake won by 44 points the next time out, then dispatched second-place Northern Iowa in an easier game than the overtime thriller those two teams played earlier in the season. Barring a slip in the final two regular-season games, with the conference title already clinched, Drake should enter the MVC tournament with margin for error in NCAA at-large consideration. (Last ranking: 1)

Player to watch: Lizzy Wendell (20.9 PPG, 4.5 RPG, 2.7 SPG). It's not a coincidence that the supposedly flawed win at Indiana State came on a night when Drake coach Jennie Baranczyk said Wendell was uncharacteristically flat (and when her streak of 102 consecutive double-digit scoring performances came to an end). Starting with the grind of the first Northern Iowa game, she is averaging 16.9 points over the past eight games -- terrific for most, less so by her own standards. A season is a long time to be the focus of every opposing defense. But with so much on the line in the Northern Iowa rematch, she scored 17 second-half points.



2. Belmont (24-5, 16-0 Ohio Valley)

Other than Connecticut, no team has dominated a conference to the same degree as Belmont. The Bruins finished five games clear of second place and became just the third OVC team to run the table in the regular season in the past 25 years. None of which matters to their NCAA prospects, unfortunately for them, unless they win the conference tournament in Nashville. And while the Belmont men's team receives a bye to the semifinals as the No. 1 seed, the women's bracket offers no such prize. Belmont opens against Southeast Missouri State on Wednesday. (Last ranking: 3)

Player to watch: Sally McCabe (12.0 PPG, 7.9 RPG, 2.7 BPG). The 6-foot-3 post shared the spotlight in recent games with Kylee Smith and Darby Maggard, who has 28 assists and three turnovers in the past two weeks. But McCabe dominated when the team rolled to a conference tournament title a season ago. If the game slows down in the postseason -- and that's a relative term for the fast-paced Bruins -- it's nice to have a post presence like her.



3. George Washington (20-8, 13-3 Atlantic 10)

George Washington and Dayton tied atop the A-10 and split regular-season meetings, but the Colonials ended up with the No. 2 seed in the conference tournament. That isn't the worst fate. A quarterfinal against Duquesne, a team with postseason experience, will be no treat. But George Washington would avoid any potential semifinal against Saint Louis. The Billikens beat the Colonials in the only game between the two this season and rolled through a first-round game against Massachusetts by 40 points. An NCAA tournament at-large bid isn't impossible. It wouldn't hurt the cause if Florida Gulf Coast and Western Kentucky, George Washington's best nonconference wins, keep playing well in their own conference tournaments. (Last ranking: 9)

Player to watch: Lexi Martins (12.5 PPG, 7.7 RPG). The Lehigh transfer, who ranked third in the NCAA a season ago in rebounding, didn't even start a game for George Washington until the conference season. The Colonials wouldn't have shared the A-10 crown without her. She averaged 16.1 points in 26.7 minutes per game in conference play, compared to 7.7 points in 18.8 minutes before.



4. Green Bay (24-5, 15-3 Horizon)

The Phoenix made it difficult, and ultimately needed help from a peer to make it possible, but they got there in the end. A loss at Milwaukee meant Green Bay no longer controlled its own destiny in pursuit of a 19th consecutive conference title. That door opened again when Detroit upset Wright State. Green Bay promptly ground out a 58-51 win of its own at Wright State to forge a tie atop the standings. Making it 16 NCAA tournament appearances in 20 seasons won't necessarily require the Horizon's automatic bid -- [Charlie Creme's Bracketology](#) has the Phoenix in via an at-large bid, but a loss before the final of what is a newly neutral-site tournament would tempt fate. (Last ranking: 4)

Player to watch: Mehryn Kraker (18.0 PPG, 3.7 APG). She ranks in the top 50 nationally in field goal percentage despite attempting nearly six 3-pointers per game. Strip out the 3-point attempts, and entering this past weekend her field goal percentage would have trailed only Maryland's Brionna Jones and UConn's Napheesa Collier. That meant she would have checked in just ahead of South Carolina's Alaina Coates and Baylor's Kalani Brown.



5. Elon (23-6, 15-2 Colonial)

The good news is Elon, so steady ever since scoring just nine points in the first half of its opener at Green Bay, is a win away from clinching the CAA regular-season title. The program less than a decade removed from a 5-26 season will seek that history at home against last-place UNCW. The bad news is that despite a shiny RPI, Creme

can't find a path forward that doesn't involve winning the conference tournament. Oh, and the league tourney happens to be taking place at James Madison -- the team responsible for two of Elon's six losses this season. (Last ranking: 8)

Player to watch: Malaya Johnson (8.9 PPG, 6.6 RPG, 1.7 BPG). The junior opened the calendar year with 17 points and nine rebounds in a win against Charleston and hasn't looked back. She averaged 6.3 points and 5.1 rebounds during the 2016 portion of the schedule. She is averaging 10.7 points and 7.7 rebounds during the 2017 portion. That includes two solid lines in the losses against James Madison. She's the extent of the interior size in Elon's regular rotation.



6. James Madison (21-7, 14-3 Colonial)

For the reasons above, James Madison is still in a good position despite a surprise loss at home against William & Mary recently that dropped the Dukes a game behind Elon in the standings. Because of Charleston using inappropriate basketballs earlier this season, it appears still mathematically possible for James Madison to draw Towson in the CAA quarterfinals. Towson already beat the Dukes twice this season. Still, despite losing its coach and three starters after last season, another starter to injury early this season and finally yet another returning starter to a mutual parting of ways in December, here this team sits. (Last ranking: 5)

Player to watch: Precious Hall (23.2 PPG, 5.6 RPG). She offers arguably the most boom-or-bust production of any player in the country. When things don't go well, as with 4-for-24 shooting with eight turnovers in the loss against William & Mary, the ripples capsize a team. But things don't even need to go really right, as they did when she scored 41 points in one of the wins against Elon, for her to propel the team. She's shooting 30.7 percent in losses and 38.9 percent in wins.



7. Western Kentucky (22-6, 14-2 Conference USA)

It took time, but the team that opened the season No. 2 in these rankings appears to be hitting its stride as March arrives. Seven consecutive conference wins, including the first victory in more than a decade at Middle Tennessee State and an averted buzzer-beater against Charlotte, have the Lady Toppers in control of their conference destiny. Win at North Texas and Rice this week and they are the No. 1 seed in the tournament in Birmingham, Alabama. They are the only team in the league with any NCAA at-large hopes, but those are on the decidedly slim side. (Last ranking: NR)

Player to watch: Kendall Noble (15.8 PPG, 5.9 RPG, 5.1 APG, 2.6 SPG). Every season there's a group of mid-major seniors that would make the NCAA tournament better with their presence. One of the most complete players, Noble ranks near the top of the current list and is doing all she can to earn the invite. As good as the overall numbers are, she's bettering all of them in league play.



8. Gonzaga (23-6, 14-4 West Coast)

Despite a win at Stanford and another WCC regular-season title, Gonzaga has played itself out of NCAA tournament at-large consideration, which about sums up a curious season. Recent losses at San Francisco and BYU bookended a conference season that began with back-to-back losses and featured narrow escapes amid the intervening winning streak. For the whole season, Gonzaga has more than double the scoring margin of any WCC team (and it played a quality schedule). In WCC games, Gonzaga doesn't even lead the league in scoring margin. (Last ranking: 2)

Player to watch: Elle Tinkle (8.3 PPG, 5.4 RPG, 1.7 SPG). Go back to the win at Stanford and it was a two-woman show between Tinkle and Jill Barta. But while Barta maintained a breakout season, the shots have stopped falling for Tinkle in her final campaign, her sixth in Spokane after receiving a hardship waiver from the NCAA. She offers much more than points, both tangibly and otherwise, but a few March 3-pointers would go a long way.



9. Western Illinois (23-6, 13-3 Summit)

The fourth team from the Summit to be ranked this season is the one that enters the conference tournament as the No. 1 seed. Better late than never in welcoming the Leathernecks. After back-to-back losses against IUPUI and South Dakota State in late January, Western Illinois halted the slide with a win at South Dakota (those three opponents are the others ranked here at various times this season). That was the first of eight consecutive wins to close the regular season, including a win against South Dakota State and another against South Dakota. (Last ranking: NR)

Player to watch: Emily Clemens (19.2 PPG, 7.1 APG, 2.5 SPG). There is a Nicole Seekamp vibe to what the Western Illinois junior is doing, although the 5-4 Clemens gives up a few inches to the former South Dakota star. Clemens played all 40 minutes in seven of Western Illinois' final nine games in the regular season and missed a total of only seven minutes in that span. It also might be a good idea to stop fouling her. She took 90 free throws in the team's final eight games. Only two players in the nation have made more foul shots this season.



10. Bucknell (23-5, 15-2 Patriot League)

The Bison clinched the Patriot League regular-season title by winning at second-place Navy this past weekend -- a game they won by nine points after outscoring the hosts 24-6 in the final quarter. The Patriot League is one of the few that still offers its regular-season champion with the tangible reward of hosting any game it plays in the conference tournament. The road to a third NCAA tournament runs through Lewisburg, Pennsylvania. (Last ranking: NR)

Player to watch: Claire DeBoer (16.1 PPG, 7.3 RPG). She scored 13 of her 15 points and recorded all three of her assists in the game against Navy after halftime. The senior is the third-leading scorer in program history, one of the top 50 active leading scorers in Division I and the preseason favorite for Patriot League Player of the Year. She's had a fantastic career that is missing just one thing.

Dropped out: Colorado State, Middle Tennessee State, Penn

Previous rankings: [Nov. 3](#) (preseason) | [Nov. 23](#) | [Dec. 8](#) | [Dec. 21](#) | [Jan. 4](#) | [Jan. 18](#) | [Feb. 1](#) | [Feb. 18](#)

http://www.bgdailynews.com/sports/wku/better-together-coe-and-goodin-rogers-settling-into-lady-toppers/article_69ead3c2-6b57-59aa-9e7e-7583d0c7cbb9.html

WKU WOMEN'S BASKETBALL

Better Together: Coe and Goodin-Rogers settling into Lady Toppers' system

Transfers play important roles in first eligible seasons

ELLIOTT PRATT ep Pratt@bgdailynews.com Feb 9, 2017



Austin Anthony/Daily News

[Buy Now](#)

Kyvin Goodin-Rogers and Jaycee Coe pose for a photo on Tuesday, Feb. 9, 2017, at E.A. Diddle Arena. (Austin Anthony / photo@bgdailynews.com)

The hair wasn't right.

Kyvin Goodin-Rogers examined the camera display during a photoshoot and needed a slight adjustment over her white headband.

There for the assist was Jaycee Coe, the one who has walked side by side with her teammate, roommate and best friend since long before they took the court as Lady Toppers for the first time this season.

Rogers and Coe became eligible this season for the Western Kentucky's women's basketball team after both sat out a year since transferring from the University of Kentucky. Both have found, and are still developing, their roles for a WKU team sitting in a tie for first place atop the Conference USA standings.

It's been a process both players have spent adjusting to together. Even if Coe is the one fixing hair on this particular occasion, oftentimes the roles are reversed.

"Ever since she's been at UK and here, I've been her mother," Rogers said with a grin about her and Coe's friendship. "I'm her mom away from home. I picked up where I left off. ... I'm just a mom. The only thing that's really changed is coaching staff, teammates and team colors.

"It's been a good experience watching her grow."

Coe, a 5-foot-11 Gainesboro, Tenn., native, became eligible at the start of the year and has taken the role as a spark off the bench with ridiculous 3-point shooting range. Rogers, a 6-2 Lebanon native, earned eligibility on Dec. 11 against Louisville and has started every game since, providing WKU with versatility as a combo guard-post player.

Coe and Rogers share the unique situation as experienced college basketball players who became close friends at one school and now play together at another.

That relationship has only grown stronger with both players coming into their own as Lady Toppers.

"After every game we come home and talk about the game and what we could've done better," Coe said. "It's really nice to have her here. ... I'm really close to everybody on the team. Every one of them are my sisters. Kyvin has been around longer, but we're all about the same."

Moving to Bowling Green for Coe meant moving closer to family. Not only is she closer to home, but her mother's side of the family all reside in Bowling Green.

Rogers' coming to WKU meant reuniting with coach Michelle Clark-Heard, who once recruited Rogers when she was an assistant at Louisville in 2012 before taking the WKU coaching job.

Rogers' road of physical barriers has been difficult to tackle, but it's been worth the challenge by following the coach she trusts and settling into a starting role this year.

"I think I'm finally adjusting into offenses and defenses and how everybody plays," Rogers said. "Game by game, I feel like it gets better and better with the communication and chemistry."

"(Heard) has changed my whole perspective. Her presence has just helped a lot in that she understands there's some things I just can't do with my knee situations. She's just very helpful and very understanding as a coach. She's always there and knows just what to say."

As close as they are off the court, the two have their different ways of how they've gelled on a team that puts emphasis on individual role responsibilities.

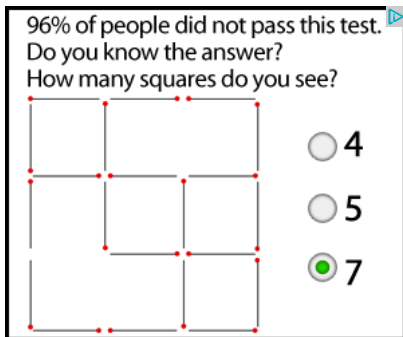
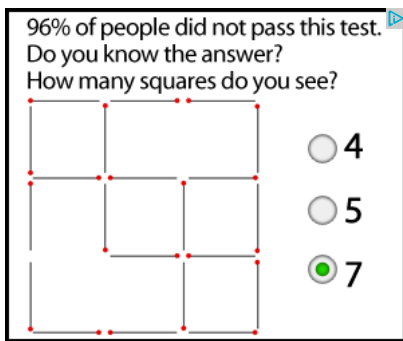
Coe is the designated long-range shooter who feels most comfortable shooting a few feet beyond the 3-point line by the IGA logo in E.A. Diddle Arena. Coe is 33-of-90 (.367) on 3s this season while averaging 10 minutes off the bench. Coe is 5-of-8 on two-point shots through 20 games.

Coe made a season-high 5-of-11 3s at Charlotte on Jan. 5, but hasn't quite found the same groove since. In eight games since, she hasn't made more than two 3-pointers and has gone scoreless in three contests. For Coe, the confidence in making the shot is there, which is something she said was lacking in her time at UK.

Now it's all about making the first shot. When that one falls, the others will usually fall too, she said.

"Sometimes it is hard," Coe said. "I have a lot of confidence in my shooting. That's the big difference. Here, I believe every shot is going in that I put up. If it doesn't, the next one is going in. I feel like I can bring some energy, especially if we haven't scored a lot and we need a boost. If I hit a 3, that's a good boost."

Rogers has battled nagging knee complications all season and can often go days without practicing. She had surgery on her right knee while at UK, then found out after transferring to WKU that the surgery wasn't done properly while the same pains still lingered. Rogers underwent a second knee surgery and said now there are sometimes issues with her left knee.



"If you ask me, I'm fine, but in reality, no," Rogers said. "There's some days I can't practice. ... Some days it can be arthritis and it can be a kneecap from rubbing or whatever. I really never know until I get out of bed and start walking to class."

It hasn't slowed Rogers down on game day. She has started 15 games and averages 8.5 points and 4.6 rebounds in 21 minutes per game.

She was a big reason WKU pulled away from Southern Miss last Saturday when she scored eight of her 11 points in the third quarter in a 79-53 victory.

She also snagged a pair of steals and blocked one shot, all in 15 minutes on the floor.

For Rogers, the pain becomes secondary to anything else on game day.

"It says a lot for who she is as a person, it says a lot for how much she cares about this program," Heard said. "She gives herself every single day on the floor when she's out there."

That effort is noticed by her teammates, especially Coe.

"Kyvin does everything I don't do, if you think about it," Coe said. "She is just energy, takes charges, is wild on defense and does whatever she has to do for the team to win and that's just an awesome thing about Kyvin. You don't see a lot of players like her sacrifice their body like that. She's already hurting a lot with the knees. She sacrifices every day."

And even as Rogers fights her own battles, she's the first to assist someone else. From meeting at UK to joining the Lady Toppers, Rogers and Coe have helped make each other better: be it hair or basketball.

"I think that's what's brought us closer," Rogers said.

-- Follow sports reporter Elliott Pratt on Twitter @EPrattBGDN or visit bgdailynews.com

— Follow sports reporter Elliott Pratt on Twitter @EPrattBGDN or visit bgdailynews.com

Elliott Pratt

Covering high school sports and Western Kentucky women's basketball for the Bowling Green Daily News.

http://www.bgdailynews.com/sports/wku/jones-saves-best-home-performance-for-senior-day/article_6f132bfb-f1df-5109-bb72-5e4f312c3cad.html

WKU women's basketball

Jones saves best home performance for Senior Day

By ELLIOTT PRATT epratt@bgdailynews.com Feb 25, 2017



Austin Anthony/photo@bgdailynews.com

[Buy Now](#)

Western Kentucky guard Micah Jones shoots Saturday during WKU's 79-73 win over Old Dominion at E.A. Diddle Arena.

Micah Jones saved her best E.A. Diddle Arena performance for her last.

Jones continued her recent upswing in scoring with a career performance in Western Kentucky's 79-73 win over Old Dominion on Saturday.

Jones scored a season-best 21 points, just one shy of a career-high, on 7-of-10 shooting with a 6-for-8 clip from 3-point range.

She hit three triples in the first half and three more in the second half. She banked in a rainbow shot from the top of the key to beat the shot clock before halftime to give her 12 points at the break.

Before playing Middle Tennessee on Feb. 16, Jones had four games where she scored 11 points. Against Middle Tennessee, she had 12 points and followed it up two days later with 16 points at UAB.

Her season-high of 22 points came on the road at UTEP in January 2015. Jones' best home game was her last, and she complemented it with five assists and two steals.

"I just think I hit a couple of shots and seeing a couple go in always helps with your confidence," Jones said. "My teammates and coaches always tell me to keep shooting and I haven't shot the best this year, but just to hear them give me confidence all the time, I think it's paying off."

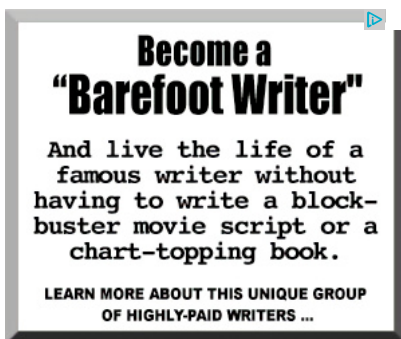
The six 3s were the most by a Lady Topper since Danay Fothergill hit six in March of 2012. The performance also moved Jones into fifth place – surpassing Jaime Walz (1997-00) on WKU's career 3-point scoring chart with 185.

The season-best performance comes just two games after Jones became the 38th member of WKU's 1,000-point scoring club. She's now up to 1,035 career points.

"It's pretty awesome," WKU coach Michelle Clark-Heard said of her performance. "Micah Jones is playing really, really well right now. It says a lot about her and how she's put this team on her back. ... I think it's kind of that confidence has continued to climb and get better."

WKU checks another milestone

Heard says it's a goal every year for her Lady Toppers to win every game on their home floor. In five years under Heard's direction, WKU has come close, but the program hasn't done it since going 16-0 in Diddle Arena in 2005-06.



But winning every conference home game was a pretty sweet consolation prize, Heard said.

For the first time since 2007-08, WKU (22-6 overall, 14-2 Conference USA) won all nine conference home games and did so by an average of 16.4 points per game.

Overall, WKU is now 63-11 in Diddle Arena under Heard with only one home game lost in each of the last three seasons.

"It's pretty amazing," Heard said. "You talk about different milestones and things that you accomplish and it just really makes you look back on how fortunate I've been to have an opportunity to coach some amazing young women. Every year we set goals and one is to be undefeated at home and over the past four years, especially in conference, we've found a way to lose one here at home."

"So, that's a big deal. I talk to them all the time about how hard it is to go day in and day out and find a way to win in a tough conference and conference where coaches are good and players are good."

NOTES

Heard is now 125-38 as WKU's head coach. ... WKU leads the all-time series over Old Dominion 14-8 and hasn't lost to the Lady Monarchs since joining C-USA. ... WKU's nine 3-pointers made pushed its season total to 194 made 3s, a new program single season record. ... Kendall Noble surpassed Clemette Haskins for ninth on the school's all-time scoring list (1,778) and needs just four points to pass Tandreia Green for eighth. ... WKU had its highest attendance this season of 2,217 and finished the year averaging 1,690, the second-highest annual attendance in the Heard era.

http://www.bgdailynews.com/sports/wku/noble-jones-leaving-marks-on-lady-topper-program/article_03927cba-5518-5417-a42a-f6f1558b13a4.html

WKU WOMEN'S BASKETBALL

Noble, Jones leaving marks on Lady Topper program

WKU seniors play final home game Saturday against Old Dominion

By ELLIOTT PRATT epratt@bgdailynews.com Feb 24, 2017



[Bac Totrong/photo@bgdailynews.com](mailto:BacTotrong@photo@bgdailynews.com)

[Buy Now](#)

Western Kentucky guards Kendall Noble (top) and Ima Akpan (right) battle Charlotte guard Lefty Webster for a loose ball Thursday during the Lady Toppers' 75-74 win at E.A. Diddle Arena.

The two cornerstones of the Western Kentucky women's basketball rise under Michelle Clark-Heard will play their final home game in E.A. Diddle Arena on Saturday.

They've combined for 8,131 minutes, 2,774 points and shared 123 wins and two conference championships since trusting coach Heard's process in 2012.

There's still work to be done for Micah Jones and Kendall Noble's last season, but their last work in Diddle Arena is, barring overtime, 40 minutes away from completion.

"It's hit and I don't really like to think about it," Jones said. "The time will come after the season."

The redshirt senior duo of Jones and Noble will suit up one last time at home when the Lady Toppers (21-6 overall, 13-2 Conference USA) host Old Dominion at 2 p.m. Saturday.

The fifth-year seniors and fellow senior Ima Akpan will be honored following the game for Senior Day celebrations. Akpan is playing just her second season with WKU after transferring from Kilgore College in 2015.

But it's Jones and Noble who have been intact from the start.

“It’ll definitely be bittersweet,” Heard said. “Five years. That’s five years that I’ve been in charge of this program, (assistant) coach (Greg) Collins and I especially. They’re just two amazing young women who have found a way to add their niche to our program and do everything they’ve needed to do to help us be successful.

“We have a saying: Leave this place better than you found it. They definitely will leave it better than they found it when they came in.”

Noble will exit as one of the most decorated players in Lady Topper basketball history. The 5-foot-11 Hazard native entered her redshirt senior season as the defending Conference USA Player and Defensive Player of the Year, the latter award she’s won in back-to-back seasons.

She owns the only two triple-doubles in program history and is currently the only Division-I player in the nation averaging at least 15 points, six rebounds, five assists and 2.5 steals per game this season.

In addition, she’s assisted on 42.3 percent of WKU’s points this season, a number that increases to 48.6 percent in C-USA play.

Against Middle Tennessee last week, she surpassed Tiffany Porter-Talbert for the most minutes played in a career, which currently stands at 4,214.

Even outside of her WKU career, Noble has probably played more minutes in Diddle Arena than anyone. She started playing varsity in the seventh grade when Breathitt County made the girls’ state tournament, which was formerly hosted in Diddle Arena. Noble played every year at state between Breathitt County and Perry County Central, where she played starting as a sophomore.

In total, Noble played seven games in Diddle as a high school player. Saturday will be her 60th home game as a Lady Topper.

“Kendall will probably be ranked top 10 all-time across the board in Lady Topper basketball,” Heard said. “When you put her on the court and around other players, you see her love for the game and her I.Q. Some of the things I saw (in her recruiting) continued to get better and better as I saw her practice.”

Jones, the 5-8 Greensburg guard, was thrown into the starting point guard role as a true freshman and has held it ever since. She recently became the 38th member of WKU’s 1,000-point club – joining Noble and junior Tashia Brown.

She ranks second nationally with a 3.65:1 assist-turnover ratio and most recently had eight assists against zero turnovers in WKU’s 75-74 win over Charlotte on Thursday.

But as big of a statistical impact both players have respectively, it’s difficult to get either to talk about it.

Jones and Noble share a shy and humble personality that has cliqued into special friendship over five years. When the two first met as high school seniors during a week of all-star practice, they never spoke a word to one another.

Today they’re best friends and roommates whose impact on the WKU women’s basketball program has set a foundation for the future.

“I think we just try to lead and do what we can and set an example for everybody else,” Noble said. “I think we learn from each other and we get on each other when we need to and we just grow together.”



SUBSCRIBING HAS ITS PERKS.

Subscriptions to the Bowling Green Daily News now include 52 weeks of digital access to The Washington Post. Free.

[Learn More](#)

In partnership with

DAILY NEWS in **The Washington Post**

Part of the reason the two click so well is they took similar roads to becoming fifth-year seniors.

Noble made it through two games in her freshman year before a tear to her anterior cruciate ligament forced her to redshirt. Jones went through the same injury last season as a true senior in the second game of the last year and got a redshirt.

Jones now averages 4.1 assists per game and recently had consecutive season-high games in scoring with 12 points at Middle Tennessee and 16 points at UAB.

Meanwhile, Noble continues to quietly fill out the stat sheet by getting teammates involved, but can take over a game when needed. She had seven or more assists in eight different games and has had back-to-back 20-point games. She scored 26 points at UAB last Saturday, then had 23 points with a 12-of-14 clip from the free-throw line against Charlotte.

Part of the duo's role of leading other players has been bringing fellow senior Ima Akpan along with a rewarding senior season. Akpan, a Nigeria native who is just as soft-spoken as her fellow teammates, has been a dual force and a key spark off the bench all season.

She scored a career-high 18 points against FIU and provides aggressive defense as a guard/forward presence.

"Ima decided she was going to do whatever it took to help this team be successful," Heard said. "When you watch her play, she brings that energy every single day. ... Her energy, passion and defense and her ability to play multiple positions has really helped us because she's helped out in the post for us in the forward spot. I'm proud of who she's become and how she's helped us and continue to grow with the team."

Those three seniors will have the challenge of shutting down one of the nation's top scoring threats Saturday against Old Dominion.

Jennie Simms ranks second nationally by averaging 25.6 points per game for the Lady Monarchs (15-11, 10-5).

Old Dominion enters on a three-game winning streak, most recently a 94-85 shootout at Marshall. WKU won the last meeting 67-62 in Norfolk, Va., and hasn't lost to Old Dominion since 1990.

A win for the seniors on Saturday would also give WKU its first unbeaten record at home during conference play since the 2007-08 season.

"Seventh grade was my first game in Diddle Arena," Noble said. "It's been a while. It's sad I'm going to play my last one here Saturday."

— Follow sports reporter Elliott Pratt on Twitter [@EPrattBGDN](#) or visit [bgdailynews.com](#)

Elliott Pratt

Covering high school sports and Western Kentucky women's basketball for the Bowling Green Daily News.

http://www.bgdailynews.com/sports/wku/akpan-continues-sudden-growth-with-recent-career-high-outing/article_f42581a8-2a20-51e3-99fe-67f5bc01b883.html

WKU WOMEN'S BASKETBALL

Akpan continues sudden growth with recent career-high outing

Lady Topper senior scored career-best 18 points against FIU

Elliott Pratt Jan 2, 2017



Bac Totrong/Daily News

[Buy Now](#)

Western Kentucky guard Ima Akpan (20) draws a foul from Florida International guard Kayla Rogers (5) Sunday, January 1, 2017, during Western Kentucky's 90-38 win at E.A. Diddle Arena. (Bac Totrong/photo@bgdailynews.com)

Ima Akpan knew something had to change.

Her second and final season with the Western Kentucky women's basketball team wasn't going the way she had hoped, and she knew something needed to happen to get her game rolling.

What's happened since that self-evaluation for the Lady Topper senior are eye-popping performances as the key spark in WKU's five-game win streak.

So, why all of a sudden has Akpan been so much better in the last three games than she has been the rest of her career?

"Having confidence in myself, that has really helped me," Akpan told the Daily News on Monday. "I've talked to my coach and was like, 'I think I haven't been doing well and I need to step up my game because I'm a senior and this is my last season.' I have to step up. That's what I started doing."

Akpan started her rise against Ball State on Dec. 21 when she snagged a career-high four steals to go with five points and three rebounds.

Friday against Florida Atlantic, she reached another career high with nine rebounds – four of which were offensive boards – and a season-high six points.

Then came Sunday against Florida International, a day Akpan excitedly called "amazing."

As she was in two previous games, the 5-foot-10 guard was the first off the bench and immediately provided WKU a spark. She lived up to her consistent expectations on defense in upping her career steals number to five, but she turned them into points – a career-best 18 points on 8 of 9 shooting.

Akpan's emergence has earned high praise from coach Michelle Clark-Heard, who after each game has spoken of how much it means to finally see this level of breakout performances.

"I can't say enough about Ima," Heard said after WKU's 90-38 win over FIU. "The spark that she brings and what she does and to be able to play her at different positions, I think the team now really understands and feeds off her role that she plays on this team."

It's evident among her teammates, too. Akpan dished out just two assists in her 22 minutes, but it's the most she's had all season.

When she checked out of the game against FIU, Akpan received a standing ovation back to the bench not only from teammates and coaches, but the majority of fans in E.A. Diddle Arena also stood for her career day.

"That was amazing," Akpan said. "It's been a long time since I scored 18 points."

Not long before this happened, Akpan's playing time was limited. She played just one minute at Austin Peay on Dec. 3 and sat the bench the entire time in a tight road loss at eighth-ranked Louisville and at home against Charleston.

It's not as if Akpan's performances earlier in the year were disappointing, it's just that she wanted more. She fit in her role off the bench and had six points against Indiana on Nov. 19 and was good for a few rebounds each game.

After Akpan's four steals against Ball State, Heard said she and Akpan talked about her role on the team and its need for improvement. The coach at the time said it was one thing for the player to show up in practice, but carrying it over into a game was different.

"She talked to me multiple times," Akpan said. "She was like, 'Ima, I know what you are capable of doing and I know you can do it. You need to do something to help this team.' We talk a lot and that's really helped me, too."


Now more than ever, Akpan is finally comfortable

A native of Calabar, Nigeria, Akpan came to the United States on a scholarship to attend Hamilton Heights Christian Academy in Chattanooga, Tenn. She picked up basketball quickly after not trying the sport until she was 13.

She got to Hamilton Heights in 2012, averaged 13.8 points per game as a senior and led the school to a 20-win season and a fifth straight National Association of Christian Athletics national championship.

Akpan spent two seasons in junior college at Kilgore College and averaged 13.7 points per game, shooting 47.9 percent from the field and 75 percent from the free-throw line.

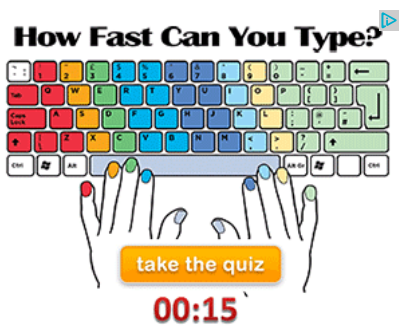
Watch Live Now



Breaking News

powered by SafeBrowser

Watch Now



*Download of the Destiny Quiz extension is required

Heard first saw Akpan at Hamilton Heights and eventually wanted her to come to WKU.

Akpan joined the Lady Toppers last season and appeared in all 34 games, earning four starts in Conference USA games.

She averaged 12.6 minutes and snagged 16 steals while averaging 2.3 points and 2.4 rebounds per game. Her previous season-high in points was 10 against Dayton in the WNIT.

“Last year was my first year, I just got here and I was trying to know the system,” Akpan said. “Everything was just new to me, so last year helped me build for this year. I got to know everything about the team and how they play. That adds up to this year where I’m OK with the system, so that’s why everything is just flowing.”

Kyvin Goodin-Rogers has been at WKU just as long as Akpan, but has only been eligible since Dec. 11 after sitting out a year since transferring from Kentucky.

Rogers also scored a season-high 18 points against FIU, showing that several players are emerging as scoring threats.

Even Rogers said it’s Akpan who has been the biggest surprise.

“She’s been hustling a lot more since she’s buying in to what coach is saying to her finally,” Rogers said. “I think she just decided to buy into coach and play with the team.”

Heard said Akpan is a result of what happens when a player takes advantage of opportunities when their number is called. The senior will continue to find those chances when WKU continues conference play on the road at Charlotte on Thursday.

“I’m really, really happy for her,” Heard said after the FAU win on Friday. “She’s really helping us now being able to play that small post/forward position and she can also play the guard position. She’s just really bought in to everything and her confidence is continuing to build and that’s what it’s all about, especially when you haven’t been in that position before. She wasn’t a starter, so when you talk to the players about getting their time, they have to be ready and I’m proud of her for that. She’s taken advantage of these games and she’s really helping our team grow.”

-- Follow sports reporter Elliott Pratt on Twitter @EPrattBGDN or visit bgdailynews.com

Elliott Pratt

Covering high school sports and Western Kentucky women's basketball for the Bowling Green Daily News.

http://www.bgdailynews.com/sports/wku/confident-bopp-becoming-more-reliable-for-lady-toppers/article_ced0da70-430e-5477-b209-84cc9ebdb4ea.html

WKU WOMEN'S BASKETBALL

Confident Bopp becoming more reliable for Lady Toppers

WNIT game-winner boosts sophomore's confidence in offseason

Elliott Pratt Nov 14, 2016



Bac Totrong/Daily News

[Buy Now](#)

Western Kentucky guard Sidnee Bopp (3) puts pressure on Alabama A&M forward Ebony Johnson (23) Friday, November 11, 2016, during Western Kentucky's win at E.A. Diddle Arena. (Bac Totrong/photo@bgdailynews.com)

She gets asked about the shot all the time; sometimes a little more than she'd prefer.

But Sidnee Bopp is glad the shot happened because she knows it helped boost her confidence entering her sophomore season with the Lady Toppers.

Bopp's buzzer-beating 3-pointer in overtime against Saint Louis in the third round of the WNIT last season kept Western Kentucky's season alive before falling in the tournament quarterfinals.

It was a moment Bopp credits for propelling her new motivated work ethic.

"It was huge," Bopp said. "It gave me a lot of confidence and I proved to myself that I was good enough to be out there hitting shots, so I can be out there all the time."

Her new confidence is also catching the attention of players and coaches.

When asked before the season which underclassmen have improved the most, Lady Topper coach Michelle Clark-Heard and redshirt senior Kendall Noble each first mentioned Bopp as that player.

For someone who averaged 7.7 minutes in 27 games last year, Bopp is quickly earning trust from teammates to step in and contribute.

“I think she’s matured and grown so much just being in the position,” Heard said. “She works really hard, but she has her teammates that are really trusting her now to come in and work some point guard and some off guard and do a lot of things.

“She’s one of the best passers we have on our team. I think being able to distribute the ball to players is really helping her confidence and also her confidence from her teammates. That’s what’s really huge.”

Bopp eventually worked into the rotation consistently as last season went along. The 5-foot-6, Marmaduke, Ark., native played double-digit minutes in seven of the last 11 games, including a career-best 20 minutes in the opening round of the WNIT against Dayton.

As a long-range specialist, Bopp never hit anything more than a single 3-pointer last year except for a pair of free throws to help seal an overtime win against Old Dominion. She ended up with 32 points, 16 total rebounds, 10 assists and three steals in those 27 games.

She had played 13 minutes and taken one triple in the game against Saint Louis before hitting one of the most memorable shots in program history.

Trailing 76-75 in overtime with less than one second remaining, the freshman took the inbound pass in the left corner to fire the wide-open shot for the win.

“She’s been doing really well and getting her confidence up,” Noble said. “I think how she went out last year has helped her a lot.”

Bopp had to adjust to life on the bench with rare minutes after starring for a state championship team in Arkansas. Bopp said she always embraced words from coaches and teammates to keep grinding and that her opportunity would come, but her buzzer-beater catapulted that process to a new level.

Bopp changed her routine in the summer to add extra running in the morning and more time in the gym shooting and working out before and after practice. Once study hall and dinner is over in the evenings, it’s back to the gym.

It’s a similar routine to her freshman season while adjusting to the college basketball life, but the shot changed everything and brought a purpose to what she was doing.

“I think I wouldn’t be the same person as I am now,” Bopp said. “I’d probably be in between. That shot brought me some clarity. I think I’d still be struggling with confidence, but not as much as I was my freshman year. Now I’m like, ‘I can do this.’ And I go out and have fun.”

It looked to have certainly paid off in WKU’s season opener against Alabama A&M last Friday.



Bopp came off the bench and scored a career-high eight points on a perfect night of shooting. She hit a pair of triples and a layup in the second half with two steals and an assist in WKU's blowout win.

While she still has a group of upperclassmen to learn from, part of Bopp's new development is picking the brains of WKU's top players who happen to own top Conference USA honors.

When asked to bring the ball up the floor, Bopp said she tries to handle the ball like senior Micah Jones, "because she's really smart about it." She wants to develop a mid-range game like First Team All-Conference player Tashia Brown so she can become more than a 3-pointer shooter and driver.

"I'm not going to be close to Tashia, but I'm trying to develop at least a little bit," Bopp said. "I see how jump shots really work for her."

Then there's Noble, the defending C-USA Player and Defensive Player of the Year. "I want to be able to get my own shots like she does," Bopp said.

Bopp says a family atmosphere is what helps her learn from a variety of players, which she compared to the relationship style of her Marmaduke High School that saw consistent success.

The only setback now Bopp stumbles into occasionally is continuously adjusting to the game day environment. Bopp said there may have been 5,000 people that saw her high school play the entire season, so she's juggling between blocking out the crowd and embracing it.

But more often than not, it's just Bopp and her shot.

"After that shot, it was like, 'I can do this,' she said. "Nothing can get in my way besides my mind."

-- Follow sports reporter Elliott Pratt on Twitter [@EPrattBGDN](#) or visit [bgdailynews.com](#)

Elliott Pratt

Covering high school sports and Western Kentucky women's basketball for the Bowling Green Daily News.